

**CLYDE-GREEN SPRINGS EXEMPTED VILLAGE SCHOOL DISTRICT
SANDUSKY COUNTY**

SINGLE AUDIT

FOR THE FISCAL YEAR ENDED JUNE 30, 2023

**CLYDE-GREEN SPRINGS EXEMPTED VILLAGE SCHOOL DISTRICT
SANDUSKY COUNTY
JUNE 30, 2023**

TABLE OF CONTENTS

TITLE	PAGE
Independent Auditor's Report	1
Prepared by Management:	
Management's Discussion and Analysis	5
Basic Financial Statements:	
Government-wide Financial Statements:	
Statement of Net Position	16
Statement of Activities.....	17
Fund Financial Statements:	
Balance Sheet	
Governmental Funds	18
Reconciliation of Total Governmental Fund Balances to Net Position of Governmental Activities	19
Statement of Revenues, Expenditures and Changes in Fund Balances Governmental Funds.....	20
Reconciliation of the Statement of Revenues, Expenditures and Changes in Fund Balances of Governmental Funds to the Statement of Activities.....	21
Statement of Revenues, Expenditures and Changes in Fund Balance – Budget and Actual (Non-GAAP Budgetary Basis) General Fund.....	22
Notes to the Basic Financial Statements.....	23
Schedules of Required Supplementary Information:	
Schedule of the District's Proportionate Share of the Net Pension Liability:	
School Employees Retirement System (SERS) of Ohio.....	64
State Teachers Retirement System (STRS) of Ohio	66
Schedule of District Pension Contributions:	
School Employee Retirement System (SERS) of Ohio	68
State Teachers Retirement System (STRS) of Ohio	70

**CLYDE-GREEN SPRINGS EXEMPTED VILLAGE SCHOOL DISTRICT
SANDUSKY COUNTY
JUNE 30, 2023**

**TABLE OF CONTENTS
(Continued)**

TITLE	PAGE
Schedules of Required Supplementary Information (Continued):	
Schedule of the District's Proportionate Share of the Net OPEB Liability/Asset:	
School Employees Retirement System (SERS) of Ohio.....	72
State Teachers Retirement System (STRS) of Ohio	74
Schedule of District OPEB Contributions:	
School Employees Retirement System (SERS) of Ohio.....	76
State Teachers Retirement System (STRS) of Ohio	78
Notes to the Required Supplementary Information	80
Schedule of Expenditures of Federal Awards	85
Notes to the Schedule of Expenditures of Federal Awards.....	86
Independent Auditor's Report on Internal Control Over Financial Reporting and on Compliance and Other Matters Required by <i>Government Auditing Standards</i>	87
Independent Auditor's Report on Compliance with Requirements Applicable to the Major Federal Program and on Internal Control Over Compliance Required by the Uniform Guidance.....	89
Schedule of Findings.....	93

OHIO AUDITOR OF STATE KEITH FABER



88 East Broad Street
Columbus, Ohio 43215
ContactUs@ohioauditor.gov
(800) 282-0370

INDEPENDENT AUDITOR'S REPORT

Clyde-Green Springs Exempted Village School District
Sandusky County
106 South Main Street
Clyde, Ohio 43410-1633

To the Board of Education:

Report on the Audit of the Financial Statements

Opinions

We have audited the financial statements of the governmental activities, the major fund, and the aggregate remaining fund information of Clyde-Green Springs Exempted Village School District, Sandusky County, Ohio (the District), as of and for the year ended June 30, 2023, and the related notes to the financial statements, which collectively comprise the District's basic financial statements as listed in the table of contents.

In our opinion, the accompanying financial statements referred to above present fairly, in all material respects, the respective financial position of the governmental activities, the major fund, and the aggregate remaining fund information of Clyde-Green Springs Exempted Village School District, Sandusky County, Ohio as of June 30, 2023, and the respective changes in financial position thereof and the budgetary comparison for the General fund for the year then ended in accordance with the accounting principles generally accepted in the United States of America.

Basis for Opinions

We conducted our audit in accordance with auditing standards generally accepted in the United States of America (GAAS) and the standards applicable to financial audits contained in *Government Auditing Standards*, issued by the Comptroller General of the United States. Our responsibilities under those standards are further described in the *Auditor's Responsibilities for the Audit of the Financial Statements* section of our report. We are required to be independent of the District, and to meet our other ethical responsibilities, in accordance with the relevant ethical requirements relating to our audit. We believe that the audit evidence we have obtained is sufficient and appropriate to provide a basis for our audit opinions.

Responsibilities of Management for the Financial Statements

Management is responsible for the preparation and fair presentation of the financial statements in accordance with accounting principles generally accepted in the United States of America, and for the design, implementation, and maintenance of internal control relevant to the preparation and fair presentation of financial statements that are free from material misstatement, whether due to fraud or error.

In preparing the financial statements, management is required to evaluate whether there are conditions or events, considered in the aggregate, that raise substantial doubt about the District's ability to continue as a going concern for twelve months beyond the financial statement date, including any currently known information that may raise substantial doubt shortly thereafter.

Auditor's Responsibilities for the Audit of the Financial Statements

Our objectives are to obtain reasonable assurance about whether the financial statements as a whole are free from material misstatement, whether due to fraud or error, and to issue an auditor's report that includes our opinions. Reasonable assurance is a high level of assurance but is not absolute assurance and therefore is not a guarantee that an audit conducted in accordance with GAAS and *Government Auditing Standards* will always detect a material misstatement when it exists. The risk of not detecting a material misstatement resulting from fraud is higher than for one resulting from error, as fraud may involve collusion, forgery, intentional omissions, misrepresentations, or the override of internal control. Misstatements are considered material if there is a substantial likelihood that, individually or in the aggregate, they would influence the judgment made by a reasonable user based on the financial statements.

In performing an audit in accordance with GAAS and *Government Auditing Standards*, we

- exercise professional judgment and maintain professional skepticism throughout the audit.
- identify and assess the risks of material misstatement of the financial statements, whether due to fraud or error, and design and perform audit procedures responsive to those risks. Such procedures include examining, on a test basis, evidence regarding the amounts and disclosures in the financial statements.
- obtain an understanding of internal control relevant to the audit in order to design audit procedures that are appropriate in the circumstances, but not for the purpose of expressing an opinion on the effectiveness of the District's internal control. Accordingly, no such opinion is expressed.
- evaluate the appropriateness of accounting policies used and the reasonableness of significant accounting estimates made by management, as well as evaluate the overall presentation of the financial statements.
- conclude whether, in our judgment, there are conditions or events, considered in the aggregate, that raise substantial doubt about the District's ability to continue as a going concern for a reasonable period of time.

We are required to communicate with those charged with governance regarding, among other matters, the planned scope and timing of the audit, significant audit findings, and certain internal control-related matters that we identified during the audit.

Required Supplementary Information

Accounting principles generally accepted in the United States of America require that the management's discussion and analysis, and schedules of net pension and other post-employment benefit liabilities and pension and other post-employment benefit contributions be presented to supplement the basic financial statements. Such information is the responsibility of management and, although not a part of the basic financial statements, is required by the Governmental Accounting Standards Board who considers it to be an essential part of financial reporting for placing the basic financial statements in an appropriate operational, economic, or historical context. We have applied certain limited procedures to the required supplementary information in accordance with auditing standards generally accepted in the United States of America, which consisted of inquiries of management about the methods of preparing the information and comparing the information for consistency with management's responses to our inquiries, the basic financial statements, and other knowledge we obtained during our audit of the basic financial statements. We do not express an opinion or provide any assurance on the information because the limited procedures do not provide us with sufficient evidence to express an opinion or provide any assurance.

Supplementary Information

Our audit was conducted for the purpose of forming opinions on the financial statements that collectively comprise the District's basic financial statements. The Schedule of Expenditures of Federal Awards as required by Title 2 U.S. Code of Federal Regulations (CFR) Part 200, Uniform Administrative Requirements, Cost Principles, and Audit Requirements for Federal Awards is presented for purposes of additional analysis and is not a required part of the basic financial statements.

Such information is the responsibility of management and was derived from and relates directly to the underlying accounting and other records used to prepare the basic financial statements. The information has been subjected to the auditing procedures applied in the audit of the basic financial statements and certain additional procedures, including comparing and reconciling such information directly to the underlying accounting and other records used to prepare the basic financial statements or to the basic financial statements themselves, and other additional procedures in accordance with auditing standards generally accepted in the United States of America. In our opinion, the Schedule of Expenditures of Federal Awards is fairly stated, in all material respects, in relation to the basic financial statements as a whole.

Other Reporting Required by Government Auditing Standards

In accordance with *Government Auditing Standards*, we have also issued our report dated March 21, 2024, on our consideration of the District's internal control over financial reporting and our tests of its compliance with certain provisions of laws, regulations, contracts and grant agreements and other matters. The purpose of that report is solely to describe the scope of our testing of internal control over financial reporting and compliance and the results of that testing, and not to provide an opinion on the effectiveness of the District's internal control over financial reporting or on compliance. That report is an integral part of an audit performed in accordance with *Government Auditing Standards* in considering the District's internal control over financial reporting and compliance.



Keith Faber
Auditor of State
Columbus, Ohio

March 21, 2024

This page intentionally left blank.

**CLYDE-GREEN SPRINGS EXEMPTED VILLAGE SCHOOL DISTRICT
SANDUSKY COUNTY**

**MANAGEMENT'S DISCUSSION AND ANALYSIS
FOR THE FISCAL YEAR ENDED JUNE 30, 2023
(UNAUDITED)**

The management's discussion and analysis of Clyde-Green Springs Exempted Village School District's (the District) financial performance provides an overall review of the District's financial activities for the fiscal year ended June 30, 2023. The intent of this discussion and analysis is to look at the District's financial performance as a whole; readers should also review the basic financial statements and the notes to the basic financial statements to enhance their understanding of the District's financial performance.

Financial Highlights

Key financial highlights for fiscal year 2023 are as follows:

- In total, net position of governmental activities increased \$1,148,862 from fiscal year 2022 net position.
- General revenues accounted for \$25,116,474 or 78.40% of all revenues. Program specific revenues in the form of charges for services and sales, grants and contributions accounted for \$6,918,748 or 21.60% of total revenues of \$32,035,222.
- The District had \$30,886,360 in expenses related to governmental activities; only \$6,918,748 of these expenses was offset by program specific charges for services, grants or contributions. General revenues supporting governmental activities (primarily taxes and unrestricted grants and entitlements) of \$25,116,474 were adequate to provide for these programs.
- The District's major governmental fund is the General fund. The General fund had \$27,520,884 in revenues and other financing sources and \$26,674,707 in expenditures. During fiscal year 2023, the General fund's fund balance increased from \$8,848,021 to \$9,694,198.

Using these Basic Financial Statements

This annual report consists of a series of financial statements and notes to those statements. These statements are organized so the reader can understand the District as a financial whole, an entire operating entity. The statements then proceed to provide an increasingly detailed look at specific financial activities.

The statement of net position and statement of activities provide information about the activities of the whole District, presenting both an aggregate view of the District's finances and a longer-term view of those finances. Fund financial statements provide the next level of detail. For governmental funds, these statements tell how services were financed in the short-term as well as what remains for future spending. The fund financial statements also look at the District's most significant funds with all other nonmajor funds presented in total in one column. In the case of the District, the General fund is by far the most significant fund, and the only governmental fund reported as a major fund.

Reporting the District as a Whole

Statement of Net Position and the Statement of Activities

While this document contains the large number of funds used by the District to provide programs and activities, the view of the District as a whole looks at all financial transactions and asks the question, "How did we do financially during 2023?" The statement of net position and the statement of activities answer this question. These statements include all assets, deferred outflows of resources, liabilities, deferred inflows of resources, revenues and expenses using the accrual basis of accounting similar to the accounting used by most private-sector companies. This basis of accounting will take into account all of the current year's revenues and expenses regardless of when cash is received or paid.

These two statements report the District's net position and changes in that position. This change in net position is important because it tells the reader that, for the District as a whole, the financial position of the District has improved or diminished. The causes of this change may be the result of many factors, some financial, some not. Non-financial factors include the District's property tax base, current property tax laws in Ohio restricting revenue growth, facility conditions, required educational programs and other factors.

**CLYDE-GREEN SPRINGS EXEMPTED VILLAGE SCHOOL DISTRICT
SANDUSKY COUNTY**

**MANAGEMENT'S DISCUSSION AND ANALYSIS
FOR THE FISCAL YEAR ENDED JUNE 30, 2023
(UNAUDITED)**

In the statement of net position and the statement of activities, the governmental activities include the District's programs and services, including instruction, support services, extracurricular activities, and food service operations.

Reporting the District's Most Significant Funds

Fund Financial Statements

Fund financial reports provide detailed information about the District's major funds. The District uses many funds to account for a multitude of financial transactions. However, these fund financial statements focus on the District's most significant funds. The District's only major governmental fund is the General fund.

Governmental Funds

Most of the District's activities are reported in governmental funds, which focus on how money flows into and out of those funds and the balances left at year-end available for spending in future periods. These funds are reported using an accounting method called modified accrual accounting, which measures cash and all other financial assets than can readily be converted to cash. The governmental fund financial statements provide a detailed short-term view of the District's general government operations and the basic services it provides. Governmental fund information helps you determine whether there are more or fewer financial resources that can be spent in the near future to finance educational programs. The relationship (or differences) between governmental activities (reported in the statement of net position and the statement of activities) and governmental funds is reconciled in the basic financial statements.

Notes to the Basic Financial Statements

The notes provide additional information that is essential to a full understanding of the data provided in the government-wide and fund financial statements.

Required Supplementary Information

The required supplementary information provides detailed information regarding the District's proportionate share of the net pension liability and the net OPEB liability/asset of the retirement systems. It also includes a ten year schedule of the District's contributions to the retirement systems to fund pension and OPEB obligations.

THIS SPACE INTENTIONALLY LEFT BLANK

**CLYDE-GREEN SPRINGS EXEMPTED VILLAGE SCHOOL DISTRICT
SANDUSKY COUNTY**

MANAGEMENT'S DISCUSSION AND ANALYSIS
FOR THE FISCAL YEAR ENDED JUNE 30, 2023
(UNAUDITED)

The District as a Whole

The statement of net position provides the perspective of the District as a whole. The following table provides a summary of the District's net position for fiscal years 2023 and 2022.

	Net Position	
	Governmental Activities 2023	Governmental Activities 2022
<u>Assets</u>		
Current and other assets	\$ 24,299,480	\$ 21,939,413
Net OPEB asset	2,288,942	1,934,964
Capital assets, net	<u>30,755,936</u>	<u>31,938,630</u>
Total assets	<u>57,344,358</u>	<u>55,813,007</u>
<u>Deferred outflows of resources</u>		
Other amounts	739,186	822,868
Pension	6,030,345	6,444,911
OPEB	<u>720,657</u>	<u>900,179</u>
Total deferred outflows of resources	<u>7,490,188</u>	<u>8,167,958</u>
<u>Liabilities</u>		
Current liabilities	3,103,141	2,965,343
Long-term liabilities:		
Due within one year	1,658,380	1,417,079
Due in more than one year:		
Net pension liability	25,033,944	15,536,647
Net OPEB liability	1,428,238	2,014,915
Other amounts	<u>16,483,776</u>	<u>17,415,231</u>
Long-term liabilities	<u>44,604,338</u>	<u>36,383,872</u>
Total liabilities	<u>47,707,479</u>	<u>39,349,215</u>
<u>Deferred inflows of resources</u>		
Other amounts	6,757,264	6,187,094
Pension	2,807,892	12,256,645
OPEB	<u>3,619,832</u>	<u>3,394,794</u>
Total deferred inflows of resources	<u>13,184,988</u>	<u>21,838,533</u>
<u>Net position</u>		
Net investment in capital assets	14,917,388	15,067,981
Restricted	5,791,986	4,682,329
Unrestricted (deficit)	<u>(16,767,295)</u>	<u>(16,957,093)</u>
Total net position	<u>\$ 3,942,079</u>	<u>\$ 2,793,217</u>

The net pension liability (NPL) is the largest single liability reported by the District at June 30, 2022 and is reported pursuant to GASB Statement 68, "Accounting and Financial Reporting for Pensions—an Amendment of GASB Statement 27." The District has adopted GASB Statement 75, "Accounting and Financial Reporting for Postemployment Benefits Other Than Pensions," which significantly revises accounting for costs and liabilities related to other postemployment benefits (OPEB).

**CLYDE-GREEN SPRINGS EXEMPTED VILLAGE SCHOOL DISTRICT
SANDUSKY COUNTY**

MANAGEMENT'S DISCUSSION AND ANALYSIS
FOR THE FISCAL YEAR ENDED JUNE 30, 2023
(UNAUDITED)

For reasons discussed below, many end users of this financial statement will gain a clearer understanding of the District's actual financial condition by adding deferred inflows related to pension and OPEB, the net pension liability and the net OPEB liability to the reported net position and subtracting deferred outflows related to pension and OPEB.

Governmental Accounting Standards Board standards are national and apply to all government financial reports prepared in accordance with generally accepted accounting principles. Prior accounting for pensions (GASB 27) and postemployment benefits (GASB 45) focused on a funding approach. This approach limited pension and OPEB costs to contributions annually required by law, which may or may not be sufficient to fully fund each plan's *net pension liability* or *net OPEB liability*. GASB 68 and GASB 75 take an earnings approach to pension and OPEB accounting; however, the nature of Ohio's statewide pension/OPEB plans and state law governing those systems requires additional explanation in order to properly understand the information presented in these statements.

GASB 68 and GASB 75 require the net pension liability and the net OPEB liability to equal the District's proportionate share of each plan's collective:

1. Present value of estimated future pension/OPEB benefits attributable to active and inactive employees' past service.
2. Minus plan assets available to pay these benefits.

GASB notes that pension and OPEB obligations, whether funded or unfunded, are part of the "employment exchange" – that is, the employee is trading his or her labor in exchange for wages, benefits, and the promise of a future pension and other postemployment benefits. GASB noted that the unfunded portion of this promise is a present obligation of the government, part of a bargained-for benefit to the employee, and should accordingly be reported by the government as a liability since they received the benefit of the exchange. However, the District is not responsible for certain key factors affecting the balance of these liabilities. In Ohio, the employee shares the obligation of funding pension benefits with the employer. Both employer and employee contribution rates are capped by State statute. A change in these caps requires action of both Houses of the General Assembly and approval of the Governor. Benefit provisions are also determined by State statute. The Ohio Revised Code permits, but does not require, the retirement systems to provide healthcare to eligible benefit recipients. The retirement systems may allocate a portion of the employer contributions to provide for these OPEB benefits.

The employee enters the employment exchange with the knowledge that the employer's promise is limited not by contract but by law. The employer enters the exchange also knowing that there is a specific, legal limit to its contribution to the retirement system. In Ohio, there is no legal means to enforce the unfunded liability of the pension/OPEB plan *as against the public employer*. State law operates to mitigate/lessen the moral obligation of the public employer to the employee, because all parties enter the employment exchange with notice as to the law. The retirement system is responsible for the administration of the pension and OPEB plans.

Most long-term liabilities have set repayment schedules or, in the case of compensated absences (i.e. sick and vacation leave), are satisfied through paid time-off or termination payments. There is no repayment schedule for the net pension liability or the net OPEB liability. As explained above, changes in benefits, contribution rates, and return on investments affect the balance of these liabilities but are outside the control of the local government. In the event that contributions, investment returns, and other changes are insufficient to keep up with required payments, State statute does not assign/identify the responsible party for the unfunded portion. Due to the unique nature of how the net pension liability and the net OPEB liability are satisfied, these liabilities are separately identified within the long-term liability section of the statement of net position.

In accordance with GASB 68 and GASB 75, the District's statements prepared on an accrual basis of accounting include an annual pension expense and an annual OPEB expense for their proportionate share of each plan's *change* in net pension liability and net OPEB liability, respectively, not accounted for as deferred inflows/outflows.

Over time, net position can serve as a useful indicator of a government's financial position. At June 30, 2023, the District's assets and deferred outflows of resources were greater than liabilities and deferred inflows of resources by \$3,942,079.

**CLYDE-GREEN SPRINGS EXEMPTED VILLAGE SCHOOL DISTRICT
SANDUSKY COUNTY**

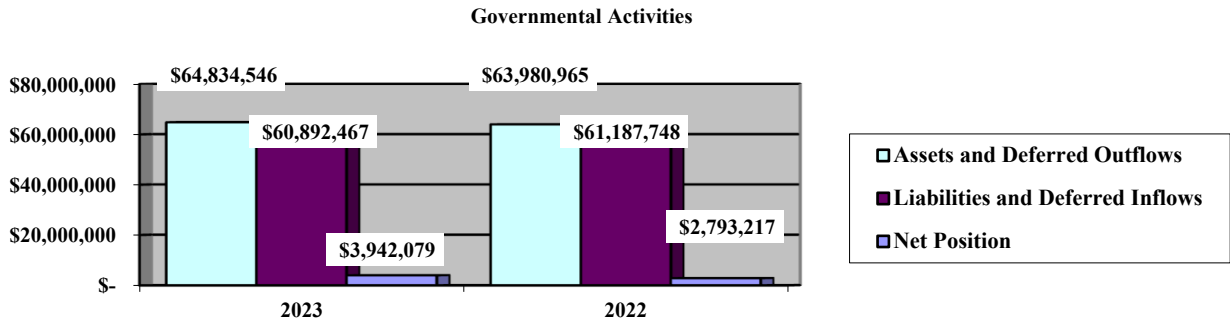
**MANAGEMENT'S DISCUSSION AND ANALYSIS
FOR THE FISCAL YEAR ENDED JUNE 30, 2023
(UNAUDITED)**

The net pension liability increased \$9,497,297 and deferred inflows of resources related to pension decreased \$9,448,753. These changes were the result of changes at the pension system level for the State Teachers Retirement System (STRS) and the School Employees Retirement System (SERS). Net investment income on investments at both pension systems exceeded estimates for the fiscal year 2022 measurement that are used for the fiscal year 2023 reporting which cause a large increase in fiduciary net position.

At year-end, capital assets represented 53.63% of total assets. Capital assets include land, improvements other than buildings, buildings and improvements, furniture and equipment, vehicles, and leased equipment. The net investment in capital assets at June 30, 2023 was \$14,917,388. These capital assets are used to provide services to the students and are not available for future spending.

A portion of the District's net position, \$5,791,986, represents resources that are subject to external restriction on how they may be used. The remaining balance of unrestricted net position is a deficit of \$16,767,295. As mentioned above, the deficit is a result of accounting for the pension and OPEB calculations.

The graph below shows the District's assets and deferred outflows of resources, liabilities and deferred inflows of resources and net position as of June 30, 2023 and 2022.



The table on the following page shows the change in net position for fiscal years 2023 and 2022.

	Change in Net Position	
	Governmental Activities 2023	Governmental Activities 2022
<u>Revenues</u>		
Program revenues:		
Charges for services and sales	\$ 1,702,566	\$ 1,202,861
Operating grants and contributions	4,793,453	6,295,455
Capital grants and contributions	422,729	150,000
General revenues:		
Property taxes	7,458,358	7,839,206
Income taxes	4,392,695	4,047,584
Payments in lieu of taxes	43,998	112,314
Grants and entitlements	12,873,171	12,990,133
Investment earnings	338,706	(168,611)
Miscellaneous	9,546	4,732
Total revenues	\$ 32,035,222	\$ 32,473,674

(continued)

**CLYDE-GREEN SPRINGS EXEMPTED VILLAGE SCHOOL DISTRICT
SANDUSKY COUNTY**

MANAGEMENT'S DISCUSSION AND ANALYSIS
FOR THE FISCAL YEAR ENDED JUNE 30, 2023
(UNAUDITED)

	Change in Net Position (Continued)	
	Governmental Activities	Governmental Activities
	<u>2023</u>	<u>2022</u>
<u>Expenses</u>		
Program expenses:		
Instruction:		
Regular	\$ 11,895,534	\$ 11,190,405
Special	4,964,999	4,161,419
Vocational	459,042	489,324
Other	572,280	267,216
Support services:		
Pupil	2,126,308	1,832,975
Instructional staff	991,205	1,516,468
Board of education	140,339	20,863
Administration	2,139,735	2,274,391
Fiscal	696,359	643,911
Business	16,157	8,542
Operations and maintenance	2,322,835	2,133,870
Pupil transportation	1,486,443	1,252,996
Central	144,924	69,273
Operation of non-instructional services:		
Food service operations	1,476,041	1,348,898
Other non-instructional services	2,884	3,740
Extracurricular activities	942,489	786,555
Interest and fiscal charges	<u>508,786</u>	<u>554,307</u>
Total expenses	<u>30,886,360</u>	<u>28,555,153</u>
Change in net position	1,148,862	3,918,521
Net position (deficit) at beginning of year	<u>2,793,217</u>	<u>(1,125,304)</u>
Net position at end of year	<u>\$ 3,942,079</u>	<u>\$ 2,793,217</u>

Governmental Activities

Net position of the District's governmental activities increased \$1,148,862. Total governmental expenses of \$30,886,360 were offset by program revenues of \$6,918,748 and general revenues of \$25,116,474. Program revenues supported 22.40% of the total governmental expenses.

Total revenues decreased \$438,452 or 1.35% compared to the prior year. The primary sources of revenue for governmental activities are derived from property taxes, income taxes, payments in lieu of taxes and unrestricted grants and entitlements. These revenue sources represent 77.32% of total governmental revenues. Income tax revenue increased due to declining unemployment.

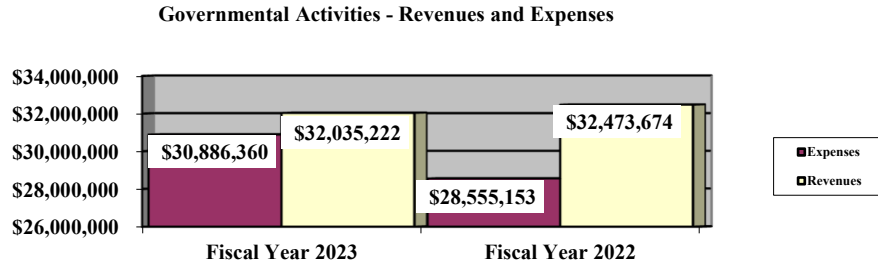
For fiscal year 2023, District foundation funding received from the State of Ohio was funded using a direct funding model. Under this new model, community school, STEM school, scholarship, and open enrollment funding were directly funded by the State of Ohio to the respective educating schools. For fiscal year 2022 and prior, the amounts related to students who were residents of the District were funded to the District who, in turn, made the payment to the educating school. This change in funding model resulted in a significant decrease in the amount of charges for services and sales program revenue for fiscal year 2023 compared to fiscal year 2022.

**CLYDE-GREEN SPRINGS EXEMPTED VILLAGE SCHOOL DISTRICT
SANDUSKY COUNTY**

**MANAGEMENT'S DISCUSSION AND ANALYSIS
FOR THE FISCAL YEAR ENDED JUNE 30, 2023
(UNAUDITED)**

Overall, expenses of the governmental activities increased \$2,331,207 or 8.16%.

The following graph presents the District's governmental activities revenue and expenses for fiscal year 2023 and 2022.



The statement of activities shows the cost of program services and the charges for services and grants offsetting those services. The table on the following page shows, for governmental activities, the total cost of services and the net cost of services. That is, it identifies the cost of these services supported by taxes revenue and other general revenues.

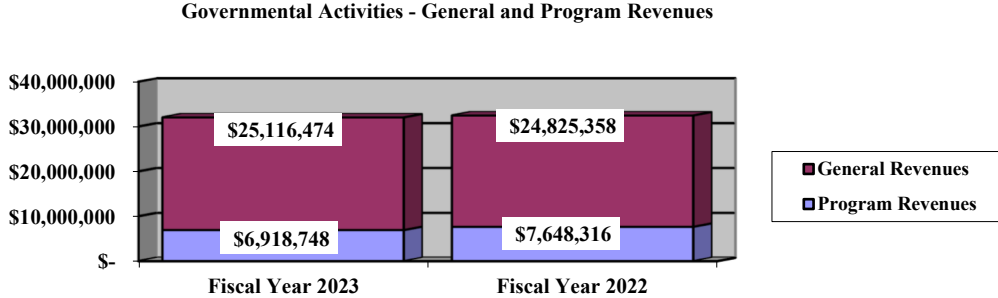
	Total Cost of Services 2023	Net Cost of Services 2023	Total Cost of Services 2022	Net Cost of Services 2022
Governmental Activities				
Program expenses				
Instruction:				
Regular	\$ 11,895,534	\$ 11,501,143	\$ 11,190,405	\$ 10,028,451
Special	4,964,999	2,391,961	4,161,419	1,575,194
Vocational	459,042	395,015	489,324	427,442
Other	572,280	169,956	267,216	117,593
Support services:				
Pupil	2,126,308	1,649,815	1,832,975	1,350,882
Instructional staff	991,205	842,671	1,516,468	788,377
Board of education	140,339	140,339	20,863	20,863
Administration	2,139,735	2,044,010	2,274,391	2,141,238
Fiscal	696,359	696,359	643,911	643,911
Business	16,157	16,157	8,542	8,542
Operations and maintenance	2,322,835	1,825,755	2,133,870	2,053,185
Pupil transportation	1,486,443	1,107,506	1,252,996	1,096,140
Central	144,924	131,180	69,273	56,558
Operation of non-instructional services:				
Food service operations	1,476,041	38,355	1,348,898	(248,958)
Other non-instructional services	2,884	2,884	3,740	2,873
Extracurricular activities	942,489	505,720	786,555	290,239
Interest and fiscal charges	508,786	508,786	554,307	554,307
Total expenses	<u>\$ 30,886,360</u>	<u>\$ 23,967,612</u>	<u>\$ 28,555,153</u>	<u>\$ 20,906,837</u>

The dependence upon tax and other general revenues for governmental activities is apparent; 80.81% of instruction activities are supported through taxes and other general revenues. For all governmental activities, general revenue support is 77.60%. The District's taxpayers and unrestricted grants and entitlements are the primary support for District's students.

**CLYDE-GREEN SPRINGS EXEMPTED VILLAGE SCHOOL DISTRICT
SANDUSKY COUNTY**

MANAGEMENT'S DISCUSSION AND ANALYSIS
FOR THE FISCAL YEAR ENDED JUNE 30, 2023
(UNAUDITED)

The graph below presents the District's governmental activities revenue for fiscal years 2023 and 2022.



The District's Funds

The District's governmental funds reported a combined fund balance of \$14,021,532, which is \$1,453,898 greater than last year's total of \$12,567,634. The schedule below indicates the fund balance and the total change in fund balance as of June 30, 2023 and 2022.

Fund	Fund Balance June 30, 2023	Fund Balance June 30, 2022	Change
General	\$ 9,694,198	\$ 8,848,021	\$ 846,177
Nonmajor governmental funds	4,327,334	3,719,613	607,721
Total	\$ 14,021,532	\$ 12,567,634	\$ 1,453,898

General Fund

Fund balance for the General fund increased \$846,177 or 9.56%. The following table shows the components of General fund revenues for fiscal years 2023 and 2022.

	2023 Amount	2022 Amount	Change	Percentage Change
Revenues				
Taxes	\$ 11,389,050	\$ 11,334,492	\$ 54,558	0.48 %
Payments in lieu of taxes	43,998	-	43,998	-
Tuition and fees	650,266	676,870	(26,604)	(3.93) %
Earnings on investments	305,769	(173,270)	479,039	276.47 %
Intergovernmental	14,715,401	14,833,721	(118,320)	(0.80) %
Other revenues	95,486	182,553	(87,067)	(47.69) %
Total	\$ 27,199,970	\$ 26,854,366	\$ 345,604	1.29 %

The most significant change in General fund revenues was in earnings and investments. The increase is mainly due to the change in market fluctuations and interest rates. The General fund revenue increased due to an increase in tax revenue as well. The increase in income tax revenue is due to the decrease in unemployment. The decrease in tuition and fees is due to the change in the Foundation funding model, which was previously described.

**CLYDE-GREEN SPRINGS EXEMPTED VILLAGE SCHOOL DISTRICT
SANDUSKY COUNTY**

MANAGEMENT'S DISCUSSION AND ANALYSIS
FOR THE FISCAL YEAR ENDED JUNE 30, 2023
(UNAUDITED)

The following table shows the components of General fund expenditures for fiscal years 2023 and 2022.

<u>Expenditures</u>	<u>2023</u> <u>Amount</u>	<u>2022</u> <u>Amount</u>	<u>Change</u>	<u>Percentage</u> <u>Change</u>
Instruction	\$ 15,230,243	\$ 14,654,837	575,406	3.93 %
Support services	8,881,533	8,955,731	(74,198)	(0.83) %
Non-instructional services	2,884	2,873	11	0.38 %
Extracurricular activities	551,402	553,438	(2,036)	(0.37) %
Facilities acquisition and construction	344,685	6,092	338,593	5,557.99 %
Debt service	<u>1,663,960</u>	<u>1,608,768</u>	<u>55,192</u>	3.43 %
Total	<u>\$ 26,674,707</u>	<u>\$ 25,781,739</u>	<u>\$ 892,968</u>	3.46 %

The overall increase in General fund expenditures is primarily due to increases in salaries and wages and inflation. Instruction expenditures increased due to the change in the Foundation funding model. Facilities acquisitions and construction increased \$338,593 primarily due to increased capital outlay expenditures in fiscal year 2023.

General Fund Budgeting Highlights

The District's budget is prepared according to Ohio law and is based on accounting for certain transactions on a basis of cash receipts, disbursements and encumbrances.

For the General fund, original budgeted revenues and other financing sources for fiscal year 2023 were \$26,656,658. This was increased slightly to \$27,719,313 in the final and actual budget. Actual revenues and other financing sources were \$27,719,313, which is equal to the final budget.

General fund original and final appropriations (appropriated expenditures including other financing uses) amounted to \$28,290,112. The actual budget basis expenditures and other financing uses for fiscal year 2023 totaled \$26,770,540, which is \$1,519,572 less than the final budget appropriations.

Capital Assets and Debt Administration

Capital Assets

At the end of fiscal year 2023, the District had \$30,755,936 invested in land, improvements other than buildings, buildings and improvements, furniture and equipment, vehicles, and leased equipment net of accumulated depreciation/amortization. This entire amount is reported in governmental activities.

THIS SPACE INTENTIONALLY LEFT BLANK

**CLYDE-GREEN SPRINGS EXEMPTED VILLAGE SCHOOL DISTRICT
SANDUSKY COUNTY**

MANAGEMENT'S DISCUSSION AND ANALYSIS
FOR THE FISCAL YEAR ENDED JUNE 30, 2023
(UNAUDITED)

The following table shows fiscal year 2023 balances compared to 2022:

**Capital Assets at June 30
(Net of Depreciation/Amortization)**

	Governmental Activities	
	2023	2022
Land	\$ 814,122	\$ 814,122
Improvements other than buildings	1,875,115	2,168,419
Building and improvements	25,156,001	26,157,125
Furniture and equipment	1,970,438	2,232,032
Intangible right to use: leased equipment	656,786	-
Vehicles	283,474	566,932
Total	\$ 30,755,936	\$ 31,938,630

The overall decrease in capital assets is due to depreciation expense of \$1,828,982 exceeding capital asset additions of \$646,288. See Note 9 in the notes to the basic financial statements for additional information on the District's capital assets.

Debt Administration

At June 30, 2023, the District had \$16,087,466 in general obligation bonds, certificates of participation outstanding, and leases which represents a decrease of \$1,057,534 compared to the prior year. Of the total outstanding, \$1,479,654 is due within one year and \$14,607,812 is due in greater than one year.

See Note 10 in the notes to the basic financial statements for additional information on the District's debt administration.

Current Financial Related Activities

The District strives to maintain the highest standards of service to its students, parents and community. This has been accomplished despite the financial challenges the local, state and national economy place on it.

Whirlpool Corporation is the largest employer in the area and maintains a stable workforce of around 3,300 employees. Revere Plastics, a major Whirlpool supplier, also located in Clyde, employs over 620 in the city.

Enrollment has been similar in the past several school years. A major school facilities building program completed in fiscal year 2010, and technology and academic programming initiatives are having a positive impact on enrollment. Open enrollment is a positive factor for the District and an additional source of revenue.

The District closely monitors its revenues and expenditures in accordance with its financial forecast. Reductions in State funding since 2009 as well as the loss of tax revenue from business inventories and personal property tax reimbursements from the State played a part in the deficit spending in the General fund that the District experienced in fiscal years 2009, 2010 and 2011. The District addressed its deficit spending by making a number of significant reductions in expenditures since 2009. Fiscal years 2012 through 2019 and in 2022 through 2023 ended in a positive surplus for the General fund. In fiscal year 2020, the District's state funding was cut by over \$320,000 because of state budget constraints due to the COVID-19 pandemic. This budget cut and increased expenses for the year contributed to deficit spending by (\$279,000). The District is projecting deficit spending again in fiscal year 2024 and will closely monitor the spending along with doing staffing analysis.

**CLYDE-GREEN SPRINGS EXEMPTED VILLAGE SCHOOL DISTRICT
SANDUSKY COUNTY**

**MANAGEMENT'S DISCUSSION AND ANALYSIS
FOR THE FISCAL YEAR ENDED JUNE 30, 2023
(UNAUDITED)**

The District has passed several recent renewal levies. The most recent operating renewal levy was passed in 2014 and changed the term from 5 to 10 years. A permanent improvement levy was renewed in 2017 ensuring uninterrupted collection for another five years. The district tried to put a replacement permanent improvement levy on the ballot in May which was defeated. These funds go toward the purchase of school buses and facility improvements. Plans are in place to have a renewal of the current permanent improvement levy on the ballot in November 2023. A new income tax levy was passed in 2020 for 0.5% of earned income of district residents beginning in calendar year 2022.

In 2014 the District closed out an OFCC building project with a surplus due to bid savings during the recession. The Board of Education pledged the savings to bond retirement which freed up the income tax to be used for a stadium renovation. The renovation was completed in fiscal year 2016 and includes new grandstands, stadium lighting and press box, refurbished tennis courts and track facilities. The local booster club donated a new athletic locker room building and public restrooms to the project.

The District issued refunding certificates of participation in August 2016 in order to refund the outstanding principal amount of its 2008 bonds. This refinancing will result in debt service savings for the District of approximately \$2.38 million over the following 16 years. In March 2020, the District refinanced its 2013 outstanding bonds for an interest savings by refunding outstanding bonds and reissuing ones at lower interest rates. The refinancing will result in a savings of over \$139,000. In addition, the term was shortened by one year from payoff in December 2031 to December 2030.

In 2020, the Sandusky County Budget Commission approved a request by the District to transfer a surplus from the bond fund to the permanent improvement fund to go towards the cost of the district's LED lighting and energy efficiency district-wide project. The total project cost \$720,000 and converted all of the district's buildings to high-efficiency LED lighting, upgraded the energy controls, and replaced an outdated boiler with an energy efficient model. Most of the project was completed in fiscal year 2020 and completed in fiscal year 2021. The energy savings resulting from this project are projected to be over \$2.7 million over the next 25 years. The District is also projected to realize additional operational and maintenance savings of over \$250,000 over the next 25 years due to the conversion to LED lighting.

In May of 2021, the District passed the \$539,000 Emergency Renewal levy for the collection year 2022. In November 2022, the District passed the Permanent Improvement Levy for five years for the collection year 2023. The District plans to put a Substitute Levy on the ballot for November 2023 to combine the \$539,000 Emergency Levy and the expiring \$1,265,000 Emergency Levy for the collection year 2025. With the addition of about \$3 million of ESSER funds, the District has been able to offset some of the General fund costs by utilizing these funds.

Contacting the District's Financial Management

This financial report is designed to provide our citizens, taxpayers, investors and creditors with a general overview of the District's finances and to show the District's accountability for the money it receives. If you have questions about this report or need additional financial information contact Thomas Jeffrey, Treasurer, Clyde-Green Springs Exempted Village School District, 106 South Main Street, Clyde, Ohio 43410-1633.

**CLYDE-GREEN SPRINGS EXEMPTED VILLAGE SCHOOL DISTRICT
SANDUSKY COUNTY**

STATEMENT OF NET POSITION
JUNE 30, 2023

	Governmental Activities
Assets:	
Equity in pooled cash and cash equivalents	\$ 14,180,691
Receivables:	
Property taxes	8,236,690
Income taxes	1,286,860
Payment in lieu of taxes	43,998
Accrued interest	20,022
Intergovernmental	317,332
Prepayments	198,916
Materials and supplies inventory	7,114
Inventory held for resale	7,857
Net OPEB asset	2,288,942
Capital assets:	
Nondepreciable capital assets	814,122
Depreciable capital assets, net	29,941,814
Capital assets, net	30,755,936
Total assets	57,344,358
Deferred outflows of resources:	
Unamortized deferred charges on debt refunding	739,186
Pension	6,030,345
OPEB	720,657
Total deferred outflows of resources	7,490,188
Liabilities:	
Accounts payable	221,025
Accrued wages and benefits payable	2,168,494
Intergovernmental payable	184,133
Pension and post employment benefits payable	415,274
Accrued interest payable	32,937
Claims payable	81,278
Long-term liabilities:	
Due within one year	1,658,380
Due in more than one year:	
Net pension liability	25,033,944
Net OPEB liability	1,428,238
Other amounts due in more than one year	16,483,776
Total liabilities	47,707,479
Deferred inflows of resources:	
Property taxes levied for the next fiscal year	6,608,176
Payment in lieu of taxes levied for the next fiscal year	43,998
Unamortized deferred gain on debt refunding	105,090
Pension	2,807,892
OPEB	3,619,832
Total deferred inflows of resources	13,184,988
Net position:	
Net investment in capital assets	14,917,388
Restricted for:	
Capital projects	1,391,198
OPEB plan	529,423
Classroom facilities maintenance	1,349,363
Debt service	233,242
Federally funded programs	412,083
Food service operations	575,512
Student activities	261,429
Other purposes	1,039,736
Unrestricted (deficit)	(16,767,295)
Total net position	\$ 3,942,079

SEE ACCOMPANYING NOTES TO THE BASIC FINANCIAL STATEMENTS

**CLYDE-GREEN SPRINGS EXEMPTED VILLAGE SCHOOL DISTRICT
SANDUSKY COUNTY**

STATEMENT OF ACTIVITIES
FOR THE FISCAL YEAR ENDED JUNE 30, 2023

			Program Revenues			Net (Expense) Revenue and Changes in Net Position
	Expenses	Charges for Services and Sales	Operating Grants and Contributions	Capital Grants and Contributions		Governmental Activities
Governmental activities:						
Instruction:						
Regular	\$ 11,895,534	\$ 215,161	\$ 179,230	\$ -		\$ (11,501,143)
Special	4,964,999	435,441	2,137,597	-		(2,391,961)
Vocational	459,042	-	64,027	-		(395,015)
Other	572,280	-	402,324	-		(169,956)
Support services:						
Pupil	2,126,308	-	476,493	-		(1,649,815)
Instructional staff	991,205	-	148,534	-		(842,671)
Board of education	140,339	-	-	-		(140,339)
Administration	2,139,735	66,353	29,372	-		(2,044,010)
Fiscal	696,359	-	-	-		(696,359)
Business	16,157	-	-	-		(16,157)
Operations and maintenance	2,322,835	12,316	84,765	399,999		(1,825,755)
Pupil transportation	1,486,443	-	378,937	-		(1,107,506)
Central	144,924	6,435	7,309	-		(131,180)
Operation of non-instructional services:						
Food service operations	1,476,041	552,821	884,865	-		(38,355)
Other non-instructional services	2,884	-	-	-		(2,884)
Extracurricular activities	942,489	414,039	-	22,730		(505,720)
Interest and fiscal charges	508,786	-	-	-		(508,786)
Totals	<u>\$ 30,886,360</u>	<u>\$ 1,702,566</u>	<u>\$ 4,793,453</u>	<u>\$ 422,729</u>		<u>(23,967,612)</u>
General revenues:						
Property taxes levied for:						
						7,148,314
						109,522
						200,522
						43,998
Income taxes levied for:						
						4,392,695
Grants and entitlements not restricted to specific programs						
						12,873,171
						338,706
						9,546
						25,116,474
						1,148,862
						2,793,217
						\$ 3,942,079

SEE ACCOMPANYING NOTES TO THE BASIC FINANCIAL STATEMENTS

**CLYDE-GREEN SPRINGS EXEMPTED VILLAGE SCHOOL DISTRICT
SANDUSKY COUNTY**

BALANCE SHEET
GOVERNMENTAL FUNDS
JUNE 30, 2023

	General	Nonmajor Governmental Funds	Total Governmental Funds
Assets:			
Equity in pooled cash and cash equivalents	\$ 9,788,814	\$ 4,391,877	\$ 14,180,691
Receivables:			
Property taxes	7,829,882	406,808	8,236,690
Income taxes	1,286,860	-	1,286,860
Payment in lieu of taxes	43,998	-	43,998
Accrued interest	20,022	-	20,022
Intergovernmental	174,934	142,398	317,332
Prepayments	142,506	56,410	198,916
Materials and supplies inventory	-	7,114	7,114
Inventory held for resale	-	7,857	7,857
Due from other funds	100,161	-	100,161
Total assets	<u>\$ 19,387,177</u>	<u>\$ 5,012,464</u>	<u>\$ 24,399,641</u>
Liabilities:			
Accounts payable	\$ 133,709	\$ 87,316	\$ 221,025
Accrued wages and benefits payable	2,078,861	89,633	2,168,494
Compensated absences payable	126,190	-	126,190
Intergovernmental payable	183,058	1,075	184,133
Pension and post employment benefits payable	395,921	19,353	415,274
Due to other funds	-	100,161	100,161
Claims payable	81,278	-	81,278
Total liabilities	<u>2,999,017</u>	<u>297,538</u>	<u>3,296,555</u>
Deferred inflows of resources:			
Property taxes levied for the next fiscal year	6,281,799	326,377	6,608,176
Payment in lieu of taxes levied for the next fiscal year	43,998	-	43,998
Delinquent property tax revenue not available	365,257	18,977	384,234
Intergovernmental revenue not available	-	42,238	42,238
Accrued interest not available	2,908	-	2,908
Total deferred inflows of resources	<u>6,693,962</u>	<u>387,592</u>	<u>7,081,554</u>
Fund balances:			
Nonspendable:			
Materials and supplies inventory	-	7,114	7,114
Prepays	142,506	56,410	198,916
Unclaimed monies	962	-	962
Restricted:			
Debt service	-	226,791	226,791
Capital improvements	-	1,380,916	1,380,916
Classroom facilities maintenance	-	1,349,363	1,349,363
Food service operations	-	622,505	622,505
Federally funded programs	-	399,999	399,999
Extracurricular	-	261,245	261,245
Budget stabilization	972,375	-	972,375
Other purposes	-	66,399	66,399
Committed:			
Termination benefits	23,138	-	23,138
Assigned:			
Student instruction	41,198	-	41,198
Student and staff support	377,252	-	377,252
Other purposes	20,399	-	20,399
Unassigned (deficit)	<u>8,116,368</u>	<u>(43,408)</u>	<u>8,072,960</u>
Total fund balances	<u>9,694,198</u>	<u>4,327,334</u>	<u>14,021,532</u>
Total liabilities, deferred inflows and fund balances	<u>\$ 19,387,177</u>	<u>\$ 5,012,464</u>	<u>\$ 24,399,641</u>

SEE ACCOMPANYING NOTES TO THE BASIC FINANCIAL STATEMENTS

**CLYDE-GREEN SPRINGS EXEMPTED VILLAGE SCHOOL DISTRICT
SANDUSKY COUNTY**

RECONCILIATION OF TOTAL GOVERNMENTAL FUND BALANCES TO
NET POSITION OF GOVERNMENTAL ACTIVITIES
JUNE 30, 2023

Total governmental fund balances		\$	14,021,532
<i>Amounts reported for governmental activities on the statement of net position are different because:</i>			
Capital assets used in governmental activities are not financial resources and therefore are not reported in the funds.			30,755,936
Other long-term assets are not available to pay for current-period expenditures and therefore are deferred inflows in the funds.			
Property taxes receivable	\$	384,234	
Accrued interest receivable		2,908	
Intergovernmental receivable		42,238	
Total		42,238	429,380
Unamortized premiums on bonds issued are not recognized in the funds.			(385,178)
Unamortized amounts on refundings are not recognized in the funds.			634,096
Accrued interest payable is not due and payable in the current period and therefore is not reported in the funds.			(32,937)
The net pension/OPEB assets & liabilities are not due and payable in the current period; therefore, the assets, liabilities and related deferred inflows/outflows are not reported in governmental funds.			
Deferred outflows - pension		6,030,345	
Deferred inflows - pension		(2,807,892)	
Net pension liability		(25,033,944)	
Deferred outflows - OPEB		720,657	
Deferred inflows - OPEB		(3,619,832)	
Net OPEB asset		2,288,942	
Net OPEB liability		(1,428,238)	
Total		(1,428,238)	(23,849,962)
Long-term liabilities, including bonds payable, are not due and payable in the current period and therefore are not reported in the funds.			
General obligation bonds		(1,205,000)	
Certificates of participation		(14,595,000)	
Leases payable		(287,466)	
Compensated absences		(1,543,322)	
Total		(17,630,788)	(17,630,788)
Net position of governmental activities		\$	3,942,079

SEE ACCOMPANYING NOTES TO THE BASIC FINANCIAL STATEMENTS

**CLYDE-GREEN SPRINGS EXEMPTED VILLAGE SCHOOL DISTRICT
SANDUSKY COUNTY**

STATEMENT OF REVENUES, EXPENDITURES AND CHANGES IN FUND BALANCES
GOVERNMENTAL FUNDS
FOR THE FISCAL YEAR ENDED JUNE 30, 2023

	<u>General</u>	<u>Nonmajor Governmental Funds</u>	<u>Total Governmental Funds</u>
Revenues:			
Property taxes	\$ 7,111,537	\$ 274,460	\$ 7,385,997
Income taxes	4,277,513	115,182	4,392,695
Intergovernmental	14,715,401	3,229,713	17,945,114
Investment earnings	305,769	79,697	385,466
Tuition and fees	650,266	-	650,266
Extracurricular	-	414,039	414,039
Rental income	12,316	-	12,316
Charges for services	-	552,821	552,821
Contributions and donations	500	22,730	23,230
Payment in lieu of taxes	43,998	33,297	77,295
Miscellaneous	82,670	32,928	115,598
Total revenues	<u>27,199,970</u>	<u>4,754,867</u>	<u>31,954,837</u>
Expenditures:			
Current:			
Instruction:			
Regular	10,893,871	178,489	11,072,360
Special	3,825,068	860,108	4,685,176
Vocational	412,236	-	412,236
Other	99,068	402,413	501,481
Support services:			
Pupil	1,951,677	96,000	2,047,677
Instructional staff	866,299	179,486	1,045,785
Board of education	139,797	-	139,797
Administration	1,942,891	36,493	1,979,384
Fiscal	673,145	7,797	680,942
Business	10,346	-	10,346
Operations and maintenance	2,010,416	143,350	2,153,766
Pupil transportation	1,149,347	241,376	1,390,723
Central	137,615	7,309	144,924
Operation of non-instructional services:			
Food service operations	-	1,366,197	1,366,197
Other non-instructional services	2,884	-	2,884
Extracurricular activities	551,402	363,161	914,563
Facilities acquisition and construction	23,771	96,585	120,356
Capital outlay	320,914	-	320,914
Debt service:			
Principal retirement	1,243,448	135,000	1,378,448
Interest and fiscal charges	420,512	29,904	450,416
Total expenditures	<u>26,674,707</u>	<u>4,143,668</u>	<u>30,818,375</u>
Excess of revenues over expenditures	<u>525,263</u>	<u>611,199</u>	<u>1,136,462</u>
Other financing sources:			
Lease transaction	320,914	-	320,914
Net change in fund balances	846,177	611,199	1,457,376
Fund balances at beginning of year	8,848,021	3,719,613	12,567,634
Change in reserve for inventory	-	(3,478)	(3,478)
Fund balances at end of year	<u>\$ 9,694,198</u>	<u>\$ 4,327,334</u>	<u>\$ 14,021,532</u>

SEE ACCOMPANYING NOTES TO THE BASIC FINANCIAL STATEMENTS

**CLYDE-GREEN SPRINGS EXEMPTED VILLAGE SCHOOL DISTRICT
SANDUSKY COUNTY**

RECONCILIATION OF THE STATEMENT OF REVENUES, EXPENDITURES
AND CHANGES IN FUND BALANCES OF GOVERNMENTAL FUNDS
TO THE STATEMENT OF ACTIVITIES
FOR THE FISCAL YEAR ENDED JUNE 30, 2023

Net change in fund balances - total governmental funds	\$	1,457,376
<i>Amounts reported for governmental activities in the statement of activities are different because:</i>		
Governmental funds report capital outlays as expenditures. However, in the statement of activities, the cost of those assets is allocated over their estimated useful lives as depreciation expense.		
Capital asset additions	\$ 646,288	
Current year depreciation	(1,828,982)	
Total		(1,182,694)
Governmental funds report expenditures for inventory when purchased. However, in the statement of activities, they are reported as an expense when consumed.		
		(3,478)
Revenues in the statement of activities that do not provide current financial resources are not reported as revenues in the funds.		
Property taxes	39,064	
Earnings on investments	(917)	
Intergovernmental	42,238	
Total		80,385
Repayment of leases, bonds and certificate of participation principal is an expenditure in the governmental funds, but the repayment reduces long-term liabilities on the statement of net position.		
		1,378,448
Issuance of leases are recorded as other financing sources in the funds; however, in the statement of activities, they are not reported as other financing sources as they increase liabilities on the statement of net position.		
		(320,914)
In the statement of activities, interest is accrued on outstanding bonds, whereas in governmental funds, an interest expenditure is reported when due. The following items resulted in additional interest being reported in the statement of activities:		
Decrease in accrued interest payable	4,086	
Amortization of bond premiums	45,763	
Amortization of deferred charges	(71,196)	
Total		(21,347)
Contractually required contributions are reported as expenditures in governmental funds; however, the statement of net position reports these amounts as deferred outflows.		
Pension	2,179,143	
OPEB	68,950	
Total		2,248,093
Except for amounts reported as deferred inflows/outflows, changes in the net pension/OPEB liability/asset are reported as pension/OPEB expense in the statement of activities.		
Pension	(2,642,253)	
OPEB	467,145	
Total		(2,175,108)
Some expenses reported in the statement of activities, such as compensated absences, do not require the use of current financial resources and therefore are not reported as expenditures in governmental funds.		
		(311,899)
Change in net position of governmental activities	\$	1,148,862

SEE ACCOMPANYING NOTES TO THE BASIC FINANCIAL STATEMENTS

**CLYDE-GREEN SPRINGS EXEMPTED VILLAGE SCHOOL DISTRICT
SANDUSKY COUNTY**

STATEMENT OF REVENUES, EXPENDITURES AND CHANGES IN
FUND BALANCE - BUDGET AND ACTUAL (NON-GAAP BUDGETARY BASIS)
GENERAL FUND
FOR THE FISCAL YEAR ENDED JUNE 30, 2023

	<u>Budgeted Amounts</u>			Variance with Final Budget Positive (Negative)
	<u>Original</u>	<u>Final</u>	<u>Actual</u>	
Revenues:				
Property taxes	\$ 7,324,441	\$ 7,627,745	\$ 7,627,745	\$ -
Income taxes	3,923,908	4,361,472	4,361,472	-
Intergovernmental	14,567,659	14,716,057	14,716,057	-
Investment earnings	46,258	284,660	284,660	-
Tuition and fees	657,982	650,266	650,266	-
Rental income	6,909	12,316	12,316	-
Miscellaneous	113,052	53,543	53,543	-
Total revenues	<u>26,640,209</u>	<u>27,706,059</u>	<u>27,706,059</u>	<u>-</u>
Expenditures:				
Current:				
Instruction:				
Regular	8,356,816	11,234,279	10,719,177	515,102
Special	3,851,106	3,532,441	3,798,914	(266,473)
Vocational	243,356	536,786	413,269	123,517
Other	60,839	125,000	102,868	22,132
Support services:				
Pupil	2,065,784	2,477,734	1,958,611	519,123
Instructional staff	873,039	845,526	847,364	(1,838)
Board of education	-	24,680	39,497	(14,817)
Administration	2,812,046	2,295,486	2,198,672	96,814
Fiscal	-	664,361	689,936	(25,575)
Business	-	9,025	10,708	(1,683)
Operations and maintenance	2,493,536	2,433,085	2,208,222	224,863
Pupil transportation	1,688,281	1,400,622	1,246,043	154,579
Central	-	218,106	133,258	84,848
Operation of non-instructional services				
Other non-instructional services	-	15,600	2,884	12,716
Extracurricular activities	912,584	623,631	577,118	46,513
Facilities acquisition and construction	4,932,725	1,630,568	1,650,553	(19,985)
Total expenditures	<u>28,290,112</u>	<u>28,066,930</u>	<u>26,597,094</u>	<u>1,469,836</u>
Excess (deficiency) of revenues over (under) expenditures	<u>(1,649,903)</u>	<u>(360,871)</u>	<u>1,108,965</u>	<u>1,469,836</u>
Other financing sources (uses):				
Refund of prior year's expenditures	14,800	9,897	9,897	-
Transfers (out)	-	(223,182)	(173,446)	49,736
Sale of capital assets	1,649	3,357	3,357	-
Total other financing sources (uses)	<u>16,449</u>	<u>(209,928)</u>	<u>(160,192)</u>	<u>49,736</u>
Net change in fund balance	(1,633,454)	(570,799)	948,773	1,519,572
Fund balance at beginning of year	7,440,181	7,440,181	7,440,181	-
Prior year encumbrances appropriated	890,112	890,112	890,112	-
Fund balance at end of year	<u>\$ 6,696,839</u>	<u>\$ 7,759,494</u>	<u>\$ 9,279,066</u>	<u>\$ 1,519,572</u>

SEE ACCOMPANYING NOTES TO THE BASIC FINANCIAL STATEMENTS

**CLYDE-GREEN SPRINGS EXEMPTED VILLAGE SCHOOL DISTRICT
SANDUSKY COUNTY**

**NOTES TO THE BASIC FINANCIAL STATEMENTS
FOR THE FISCAL YEAR ENDED JUNE 30, 2023**

NOTE 1 - DESCRIPTION OF THE SCHOOL DISTRICT

Clyde-Green Springs Exempted Village School District (the District) is a body politic and corporate established for the purpose of exercising the rights and privileges conveyed to it by the constitution and laws of the State of Ohio. The District is an exempted village school district as defined by Section 3311.04 of the Ohio Revised Code. The District operates under an elected Board of Education (five members) and is responsible for the provision of public education to residents of the District.

The District currently operates two elementary schools, one middle school and one comprehensive high school. The District employs 137 non-certified and 151 certified employees to provide services to approximately 2,109 students in grades K through 12 and various community groups.

The District provides regular, vocational and special instruction. The District also provides support services for the pupils, instructional staff, general and District administration, business and fiscal services, facilities acquisitions and construction services, operation and maintenance of plant, student transportation, food services, extracurricular activities and nonprogrammed services.

NOTE 2 - SUMMARY OF SIGNIFICANT ACCOUNTING POLICIES

The basic financial statements of the District have been prepared in conformity with accounting principles generally accepted in the United States of America (GAAP) as applied to governmental units. The Governmental Accounting Standards Board (GASB) is the accepted standard-setting body for establishing governmental accounting and financial reporting principles. The District's significant accounting policies are described below.

A. Reporting Entity

The reporting entity has been defined in accordance with GASB Statement No. 14, "The Financial Reporting Entity" as amended by GASB Statement No. 39, "Determining Whether Certain Organizations Are Component Units" and GASB Statement No. 61, "The Financial Reporting Entity: Omnibus an amendment of GASB Statements No. 14 and No. 34". The reporting entity is composed of the primary government and component units. The primary government consists of all funds, departments, boards and agencies that are not legally separate from the District. For the District, this includes general operations, food service, and student related activities of the District.

Component units are legally separate organizations for which the District is financially accountable. The District is financially accountable for an organization if the District appoints a voting majority of the organization's Governing Board and (1) the District is able to significantly influence the programs or services performed or provided by the organization; or (2) the District is legally entitled to or can otherwise access the organization's resources; or (3) the District is legally obligated or has otherwise assumed the responsibility to finance the deficits of, or provide financial support to, the organization; or (4) the District is obligated for the debt of the organization. Component units may also include organizations that are fiscally dependent on the District in that the District approves the budget, the issuance of debt or the levying of taxes. Certain organizations are also included as component units if the nature and significance of the relationship between the primary government and the organization is such that exclusion by the primary government would render the primary government's financial statements incomplete or misleading. Based upon the application of these criteria, the District has no component units. The basic financial statements of the reporting entity include only those of the District (the primary government).

**CLYDE-GREEN SPRINGS EXEMPTED VILLAGE SCHOOL DISTRICT
SANDUSKY COUNTY**

NOTES TO THE BASIC FINANCIAL STATEMENTS
FOR THE FISCAL YEAR ENDED JUNE 30, 2023
(Continued)

The following organizations are described due to their relationship to the District:

JOINTLY GOVERNED ORGANIZATIONS

Northern Ohio Educational Computer Association

The Northern Ohio Educational Computer Association (NOECA) is a jointly governed organization among forty-one school districts. The jointly governed organization was formed for the purpose of applying modern technology with the aid of computers and other electronic equipment to the administrative and instructional functions among member districts. Each of the governments of these schools supports NOECA based upon a per pupil charge dependent upon the software package utilized. The NOECA assembly consists of a superintendent from each participating school district and a representative from the fiscal agent. NOECA is governed by a Board of Directors chosen from the general membership of the NOECA assembly. The Board of Directors consists of a representative from the fiscal agent, the chairman of each of the operating committees, and two assembly members from each county in which participating school districts are limited to its representation on the Board. The District paid \$52,166 to NOECA in fiscal year 2023 for services. Financial information can be obtained by contacting Laurie Hille, who serves as director, at 219 Howard Drive, Sandusky, Ohio 44870.

Vanguard-Sentinel Career and Technology Centers

The Vanguard-Sentinel Career and Technology Centers is a distinct political subdivision of the State of Ohio operated under the direction of a Board, consisting of two representatives from Fremont City Schools and one representative from the Clyde-Green Springs Exempted Village School District and each of the other twelve participating school districts' elected Boards, which possesses its own budgeting and taxing authority. Accordingly, the Vanguard-Sentinel Career Centers is not part of the Clyde-Green Springs Exempted Village School District and its operations are not included as part of the reporting entity. To obtain financial information write to the Vanguard-Sentinel Career Centers, Alex Binger, Treasurer, at 1306 Cedar Street, Fremont, Ohio 43420.

Bay Area Council

The Bay Area Council was established in 1986 to carry out a cooperative program for the purchase of natural gas among Boards of Education located in Erie, Huron, Ottawa, Sandusky, Seneca, and Wood Counties. The Bay Area Council is organized under Ohio laws as a regional council of governments pursuant to a written agreement entered into by its member Boards of Education. The Bay Area Council is governed by a Board of Directors. This Board is elected by an assembly consisting of a representative from each participating school district. The District paid \$55,602 to the Bay Area Council during fiscal year 2023 for gas usage and related fees. Financial information can be obtained from the Treasurer at the North Point Educational Service Center, who serves as fiscal agent, 4918 Milan Road, Sandusky, Ohio 44870.

RELATED ORGANIZATIONS

Clyde Public Library

The library is a legally separate body politic which provides various educational and literary resources to an area whose borders match the District's with the exception of the Village of Green Springs and the portions of the District located in Pleasant and Adams Townships, Seneca County. The Library's Board of Trustees is appointed by the District's Board.

Project Excellence

Project Excellence is an academic foundation of the District for the purpose of granting academic scholarships to graduating seniors. The Project Excellence Board of Trustees is made up of the Superintendent, a member of the Board of Education, the Treasurer, a Tara Wilson Art Scholarship representative, and two members from the community who are not District employees.

**CLYDE-GREEN SPRINGS EXEMPTED VILLAGE SCHOOL DISTRICT
SANDUSKY COUNTY**

NOTES TO THE BASIC FINANCIAL STATEMENTS
FOR THE FISCAL YEAR ENDED JUNE 30, 2023
(Continued)

PUBLIC ENTITY RISK POOL

The San-Ott School Employees Welfare Benefit Association (the Association)

The District participates in a shared risk pool, with participants from Sandusky and Ottawa counties. The Association is governed by an assembly which consists of one representative from each participant (usually the superintendent, treasurer, or designee). The assembly exercises control over the operation of the consortium. All consortium revenues are generated from charges for services. Financial information can be obtained by writing to San-Ott Consortium, Cajon Keeton, Chairperson of the Consortium, Benton-Carroll-Salem Schools, 11685 West State Route 163, Oak Harbor, Ohio 43449.

B. Fund Accounting

The District uses funds to maintain its financial records during the year. A fund is defined as a fiscal and accounting entity with a self balancing set of accounts. There are three categories of funds: governmental, proprietary and fiduciary.

GOVERNMENTAL FUNDS

Governmental funds are those through which most governmental functions typically are financed. Governmental fund reporting focuses on the sources, uses and balances of current financial resources. Expendable assets are assigned to the various governmental funds according to the purposes for which they may or must be used. Current liabilities are assigned to the fund from which they will be paid. The difference between governmental fund assets and deferred outflows of resources and liabilities and deferred inflows of resources is reported as fund balance. The following is the District's major governmental fund:

General fund - The General fund is used to account for and report all financial resources not accounted for and reported in another fund. The General fund balance is available for any purpose provided it is expended or transferred according to the general laws of Ohio.

Other governmental funds of the District are used to account for (a) financial resources that are restricted to expenditure for debt service principal and interest, (b) financial resources that are restricted, committed, or assigned to expenditures for capital outlays including the acquisition or construction of capital facilities and other capital assets and (c) specific revenue sources that are restricted or committed to an expenditure for specified purposes other than debt service or capital projects.

PROPRIETARY FUNDS

Proprietary funds are used to account for activities which are similar to those often found in the private sector. The District has no proprietary funds.

FIDUCIARY FUNDS

Fiduciary fund reporting focuses on net position and changes in net position. The fiduciary fund category is split into four classifications: pension trust funds, investment trust funds, private-purpose trust funds and agency funds. Trust funds are used to account for assets held by the District under a trust agreement for individuals, private organizations, or other governments and are therefore not available to support the District's own programs. The District has no trust funds. Custodial funds are used to report fiduciary activities that are not required to be reported in a trust fund. The District has no custodial funds.

**CLYDE-GREEN SPRINGS EXEMPTED VILLAGE SCHOOL DISTRICT
SANDUSKY COUNTY**

NOTES TO THE BASIC FINANCIAL STATEMENTS
FOR THE FISCAL YEAR ENDED JUNE 30, 2023
(Continued)

C. Basis of Presentation and Measurement Focus

Government-Wide Financial Statements - The statement of net position and the statement of activities display information about the District as a whole. These statements include the financial activities of the primary government.

The government-wide statement of activities presents a comparison between direct expenses and program revenues for each function or program of the governmental activities of the District. Direct expenses are those that are specifically associated with a service, program or department and therefore clearly identifiable to a particular function. Program revenues include amounts paid by the recipient of goods or services offered by the program and grants and contributions that are restricted to meeting the operational or capital requirements of a particular program. Revenues not classified as program revenues are presented as general revenues of the District.

The government-wide financial statements are prepared using the economic resources measurement focus. All assets and deferred outflows and all liabilities and deferred inflows associated with the operation of the District are included on the statement of net position.

Fund Financial Statements - Fund financial statements report detailed information about the District. The focus of governmental fund financial statements is on major funds rather than reporting funds by type. Each major fund is presented in a separate column, and all nonmajor funds are aggregated into one column.

All governmental funds are accounted for using a flow of current financial resources measurement focus. With this measurement focus, only current assets and deferred outflows of resources and current liabilities and deferred inflows of resources generally are included on the balance sheet. The statement of revenues, expenditures and changes in fund balances reports on the sources (i.e., revenues and other financing sources) and uses (i.e., expenditures and other financing uses) of current financial resources. This approach differs from the manner in which the governmental activities of the government-wide financial statements are prepared. Governmental fund financial statements therefore include a reconciliation with brief explanations to better identify the relationship between the government-wide statements and the statements for governmental funds.

D. Basis of Accounting

Basis of accounting determines when transactions are recorded in the financial records and reported on the financial statements. Government-wide financial statements are prepared using the accrual basis of accounting. Governmental funds use the modified accrual basis of accounting.

Revenues - Exchange and Nonexchange Transactions - Revenue resulting from exchange transactions, in which each party gives and receives essentially equal value, is recorded on the accrual basis when the exchange takes place. On a modified accrual basis, revenue is recorded in the fiscal year in which the resources are measurable and become available. Available means that the resources will be collected within the current fiscal year or are expected to be collected soon enough thereafter to be used to pay liabilities of the current fiscal year. For the District, available means expected to be received within sixty days of fiscal year end.

Nonexchange transactions, in which the District receives value without directly giving equal value in return, include property taxes, payments in lieu of taxes, grants, entitlements and donations. On an accrual basis, revenue from property taxes is recognized in the fiscal year for which the taxes are levied (See Note 6). Revenue from grants, entitlements and donations is recognized in the fiscal year in which all eligibility requirements have been satisfied. Eligibility requirements include timing requirements, which specify the year when the resources are required to be used or the fiscal year when use is first permitted, matching requirements, in which the District must provide local resources to be used for a specified purpose, and expenditure requirements, in which the resources are provided to the District on a reimbursement basis. On a modified accrual basis, revenue from nonexchange transactions must also be available before it can be recognized. Under the modified accrual basis, the following revenue sources are considered to be both measurable and available at fiscal year end: property taxes available as an advance, income taxes, payments in lieu of taxes, interest, tuition, grants, student fees and rentals.

**CLYDE-GREEN SPRINGS EXEMPTED VILLAGE SCHOOL DISTRICT
SANDUSKY COUNTY**

NOTES TO THE BASIC FINANCIAL STATEMENTS
FOR THE FISCAL YEAR ENDED JUNE 30, 2023
(Continued)

Deferred Outflows of Resources and Deferred Inflows of Resources - In addition to assets, the government-wide statement of net position will report a separate section for deferred outflows of resources. Deferred outflows of resources represent a consumption of net position that applies to a future period and will not be recognized as an outflow of resources (expense/expenditure) until then. See Notes 13 and 14 for deferred outflows of resources related the District's net pension liability and net OPEB liability/asset, respectively. In addition, deferred outflows of resources include a deferred charge on debt refunding. A deferred charge on refunding results from the difference in the carrying value of refunded debt and its reacquisition price. This amount is deferred and amortized over the shorter of the life of the refunded or refunding debt.

In addition to liabilities, both the government-wide statement of net position and the governmental fund financial statements report a separate section for deferred inflows of resources. Deferred inflows of resources represent an acquisition of net assets that applies to a future period and will not be recognized as an inflow of resources (revenue) until that time. For the District, deferred inflows of resources include property taxes, payments in lieu of taxes and unavailable revenue. Property taxes and payments in lieu of taxes represent amounts for which there is an enforceable legal claim as of June 30, 2023, but which were levied to finance fiscal year 2024 operations. These amounts have been recorded as a deferred inflow of resources on both the government-wide statement of net position and the governmental fund financial statements.

Unavailable revenue is reported only on the governmental funds balance sheet and represents receivables which will not be collected within the available period. For the District unavailable revenue includes, but is not limited to, delinquent property taxes and intergovernmental grants. These amounts are deferred and recognized as an inflow of resources in the period the amounts become available.

See Notes 13 and 14 for deferred inflows of resources related to net pension liability/asset and net OPEB liability/asset, respectively. These deferred inflows of resources are only reported on the government-wide statement of net position. In addition, deferred outflows of resources include a deferred gain on debt refunding. A deferred gain on refunding results from the difference in the carrying value of refunded debt and its reacquisition price. This amount is deferred and amortized over the shorter of the life of the refunded debt or refunding debt.

Expenses/Expenditures - On the accrual basis of accounting, expenses are recognized at the time they are incurred. The entitlement value of donated commodities used during the year is reported in the fund financial statements as an expenditure with a like amount reported as intergovernmental revenue. Unused donated commodities are reported as intergovernmental revenue.

The measurement focus of governmental fund accounting is on decreases in net financial resources (expenditures) rather than expenses. Expenditures are generally recognized in the accounting period in which the related fund liability is incurred, if measurable. Allocations of cost, such as depreciation and amortization, are not recognized in governmental funds.

E. Budgets

The budgetary process is prescribed by provisions of the Ohio Revised Code and entails the preparation of budgetary documents within an established timetable. The major documents prepared are the tax budget, the certificate of estimated resources, and the appropriation resolution, all of which are prepared on the budgetary basis of accounting. The certificate of estimated resources and the appropriations resolution are subject to amendment throughout the year with the legal restriction that appropriations cannot exceed estimated resources, as certified. All funds, other than custodial funds, are legally required to be budgeted and appropriated. The legal level of budgetary control has been established at the fund/special cost center/object level within the General fund and at the fund level for all other funds. Any budgetary modifications at these levels may only be made by resolution of the Board of Education.

**CLYDE-GREEN SPRINGS EXEMPTED VILLAGE SCHOOL DISTRICT
SANDUSKY COUNTY**

**NOTES TO THE BASIC FINANCIAL STATEMENTS
FOR THE FISCAL YEAR ENDED JUNE 30, 2023
(Continued)**

Tax Budget:

Prior to January 15, the Superintendent and Treasurer submit to the Board of Education a proposed operating budget for the fiscal year commencing the following July 1. The budget includes proposed expenditures and the means of financing for all funds. Public hearings are publicized and conducted to obtain taxpayers' comments. The purpose of this budget document is to reflect the need for existing (or increased) tax rates. By no later than January 20, the Board-adopted budget is filed with the Sandusky County Budget Commission for rate determination.

Estimated Resources:

By April 1, the Board of Education accepts, by formal resolution, the tax rates as determined by the Budget Commission and receives the Commission's certificate of estimated resources, which states the projected revenue of each fund. Prior to July 1, the District must revise its budget so that total contemplated expenditures from any fund during the ensuing year will not exceed the amount stated in the certificate of estimated resources. The revised budget then serves as the basis for the appropriation measure. On or about July 1, the certificate of estimated resources is amended to include any unencumbered cash balances from the preceding year. The certificate of estimated resources may be further amended during the year if projected increases or decreases in revenue are identified by the District Treasurer. The amounts reported in the budgetary statements reflect the amounts from the certificate of estimated resources that was in effect at the time the original and final appropriations were passed by the Board of Education.

Appropriations:

Upon receipt from the County Auditor of a certificate of estimated resources based on final assessed values and tax rates or a certificate saying no new certificate is necessary, the annual appropriation resolution is enacted by the Board of Education. Prior to the passage of the annual appropriation measure, the Board may pass a temporary appropriation measure to meet the ordinary expenses of the District. The appropriation resolution, at the object level within each special cost center for the General fund and at the fund level for all other funds, must be within the estimated resources as certified by the County Budget Commission and the total of expenditures may not exceed the appropriation totals at any level of control. Any revisions that alter the level of budgetary control must be approved by the Board of Education. The Board has authorized the Treasurer to allocate appropriations among functions and object levels within all funds except the General fund.

The Board may pass supplemental fund appropriations so long as the total appropriations by fund do not exceed the amounts set forth in the most recent certificate of estimated resources. During the year, all supplemental appropriations were legally enacted.

The appropriation resolution is subject to amendment by the Board throughout the year with the restriction that appropriations may not exceed estimated revenues. The amounts reported as the original budget amounts reflect the first appropriation for that fund covered the entire fiscal year, including amounts automatically carried over from prior year. The amounts reported as the final budgeted amounts represent the final appropriation amounts passed by the Board during the year.

Lapsing of Appropriations:

At the close of each fiscal year, the unencumbered balance of each appropriation reverts to the respective fund from which it was appropriated and becomes subject to future appropriation. Encumbered appropriations are carried forward to the succeeding fiscal year and are not reappropriated.

**CLYDE-GREEN SPRINGS EXEMPTED VILLAGE SCHOOL DISTRICT
SANDUSKY COUNTY**

NOTES TO THE BASIC FINANCIAL STATEMENTS
FOR THE FISCAL YEAR ENDED JUNE 30, 2023
(Continued)

F. Cash and Investments

To improve cash management, cash received by the District is pooled in a central bank account. Monies for all funds are maintained in this pool. Individual fund integrity is maintained through the District's records. Each fund's interest in the pool is presented as "equity in pooled cash and cash equivalents" on the basic financial statements.

During fiscal year 2023, investments were limited to federal agency securities, negotiable and non-negotiable certificates of deposit, U.S. Treasury notes, a U.S. Government money market account, and investments in the State Treasury Asset Reserve of Ohio (STAR Ohio). Except for nonparticipating investment contracts, investments are reported at fair value, which is based on quoted market prices. Nonparticipating investment contracts, such as non-negotiable certificates of deposit, are reported at cost.

STAR Ohio (the State Treasury Asset Reserve of Ohio), is an investment pool managed by the State Treasurer's Office which allows governments within the State to pool their funds for investment purposes. STAR Ohio is not registered with the SEC as an investment company, but has adopted Governmental Accounting Standards Board (GASB), Statement No. 79, "Certain External Investment Pools and Pool Participants." The District measures their investment in STAR Ohio at the net asset value (NAV) per share provided by STAR Ohio. The NAV per share is calculated on an amortized cost basis that provides an NAV per share that approximates fair value.

There were no limitations or restrictions on any participant withdrawals due to redemption notice periods, liquidity fees, or redemption gates. However, 24 hours notice in advance of all deposits and withdrawals exceeding \$100 million is encouraged. STAR Ohio reserves the right to limit the transaction to \$250 million, requiring the excess amount to be transacted the following business day(s), but only to the \$250 million limit. All accounts of the participant will be combined for these purposes.

Under existing Ohio statutes all investment earnings are assigned to the General fund unless statutorily required to be credited to a specific fund. The Board of Education has, by resolution, specified the funds to receive an allocation of interest earnings. Interest earnings credited to the General fund in fiscal year 2023 amounted to \$305,769 which includes \$32,462 assigned from other District funds.

For presentation on the basic financial statements, investments of the cash management pool and investments with original maturities of three months or less at the time they are purchased by the District are considered to be cash equivalents. Investments with an initial maturity of more than three months are reported as investments.

An analysis of the District's investment account at year end is provided in Note 4.

G. Inventory

On government-wide financial statements, inventories are presented at the lower of cost or market and are expensed when used. On fund financial statements, inventories are valued at cost. Donated commodities are presented at their entitlement value. Inventories are accounted for using the purchase method on the fund financial statements and using the consumption method on the government-wide statements.

On the fund financial statements, reported material and supplies inventory is equally offset by a nonspendable fund balance in the governmental funds which indicates that it does not constitute available spendable resources even though it is a component of net current assets.

Inventory consists of expendable supplies held for consumption, donated food and purchased food.

**CLYDE-GREEN SPRINGS EXEMPTED VILLAGE SCHOOL DISTRICT
SANDUSKY COUNTY**

NOTES TO THE BASIC FINANCIAL STATEMENTS
FOR THE FISCAL YEAR ENDED JUNE 30, 2023
(Continued)

H. Capital Assets

General capital assets are those assets specifically related to governmental activities. These assets result from expenditures in the governmental funds. These assets are reported in the governmental activities column of the government-wide statement of net position, but are not reported in the fund financial statements.

All capital assets are capitalized at cost (or estimated historical cost) and updated for additions and deletions during the year. Donated capital assets are recorded at their acquisition values as of the date received. The District maintains a capitalization threshold of \$5,000. The District does not have any infrastructure. Improvements are capitalized; the costs of normal maintenance and repairs that do not add to the value of the asset or materially extend an asset's life are not.

All reported capital assets except land are depreciated. Improvements are depreciated over the remaining useful lives of the related capital assets. Depreciation is computed using the straight-line method over the following useful lives:

<u>Description</u>	<u>Estimated Lives</u>
Improvements other than buildings	10 - 20 years
Buildings and improvements	10 - 50 years
Furniture and equipment	5 - 10 years
Vehicles	5 - 10 years
Intangible leased assets	5 years

The District is reporting intangible right to use assets related to leased equipment. The intangible assets are being amortized in a systematic and rational manner of the shorter of the lease term or the useful life of the underlying asset.

I. Compensated Absences

The District reports compensated absences in accordance with the provisions of GASB No. 16, "Accounting for Compensated Absences". Vacation benefits are accrued as a liability as the benefits are earned if the employee's rights to receive compensation are attributable to services already rendered and it is probable that the District will compensate the employees for the benefits through paid time off or some other means. A liability for sick leave is based on the sick leave accumulated at the balance sheet date by those employees who are currently eligible to receive termination (severance) payments as well as those employees expected to become eligible in the future. Sick leave benefits are accrued as a liability using the "vesting method". The total liability for vacation and sick leave payments has been calculated using pay rates in effect at the balance sheet date, and reduced to the maximum payment allowed by labor contract and/or statute, plus any applicable additional salary related payments.

The entire compensated absence liability is reported on the government-wide financial statements.

For governmental fund financial statements, compensated absences are recognized as liabilities and expenditures as payments come due each period upon the occurrence of employee resignations and retirements.

J. Unamortized Premium/Accounting Gain or Loss

Premiums are deferred and accreted over the term of the debt. Premiums are presented as an addition to the face amount of the debt. On the governmental fund financial statements, premiums are recognized in the current period. A reconciliation between the bonds' face value and the amount reported on the statement of net position is presented in Note 10.

**CLYDE-GREEN SPRINGS EXEMPTED VILLAGE SCHOOL DISTRICT
SANDUSKY COUNTY**

NOTES TO THE BASIC FINANCIAL STATEMENTS
FOR THE FISCAL YEAR ENDED JUNE 30, 2023
(Continued)

For bond refundings resulting in the defeasance of the debt reported in the government-wide financial statements, the difference between the reacquisition price and the net carrying amount of the old debt is deferred and amortized as a component of interest expense. This accounting gain or loss is amortized over the remaining life of the old debt or the life of the new debt, whichever is shorter, and is presented as deferred outflow or inflow of resources on the statement of net position.

K. Accrued Liabilities and Long-Term Obligations

All payables, accrued liabilities and long-term obligations are reported in the government-wide financial statements.

In general, governmental fund payables and accrued liabilities that, once incurred, are paid in a timely manner and in full from current financial resources, are reported as obligations of the funds. However, claims and judgments and compensated absences that will be paid from governmental funds are reported as a liability in the fund financial statements only to the extent that they are due for payment during the current year. Bonds, contractually required pension obligations, and leases are recognized as a liability on the fund financial statements when due. Net pension/OPEB liability should be recognized in the governmental funds to the extent that benefit payments are due and payable and the pension/OPEB plan's fiduciary net position is not sufficient for payment of those benefits.

L. Interfund Balances

On the fund financial statements, short-term receivables and payables resulting from interfund loans are classified as "interfund loans receivable/payable". On the fund financial statements, short-term receivables and payables resulting from negative cash are classified as "due to/from other funds". These amounts are eliminated in the governmental activities column on the statement of net position.

M. Fund Balance

Fund balance is divided into five classifications based primarily on the extent to which the District is bound to observe constraints imposed upon the use of the resources in the governmental funds. The classifications are as follows:

Nonspendable - The nonspendable fund balance classification includes amounts that cannot be spent because they are not in spendable form or legally required to be maintained intact. The "not in spendable form" criterion includes items that are not expected to be converted to cash.

Restricted - Fund balance is reported as restricted when constraints are placed on the use of resources that are either externally imposed by creditors (such as through debt covenants), grantors, contributors, or laws or regulations of other governments, or imposed by law through constitutional provisions or enabling legislation.

Committed - The committed fund balance classification includes amounts that can be used only for the specific purposes imposed by a formal action (resolution) of the District Board of Education (the highest level of decision making authority). Those committed amounts cannot be used for any other purpose unless the District Board of Education removes or changes the specified use by taking the same type of action (resolution) it employed to previously commit those amounts. Committed fund balance also incorporates contractual obligations to the extent that existing resources in the fund have been specifically committed for use in satisfying those contractual requirements.

Assigned - Amounts in the assigned fund balance classification are intended to be used by the District for specific purposes, but do not meet the criteria to be classified as restricted nor committed. In governmental funds other than the General fund, assigned fund balance represents the remaining amount that is not restricted or committed. In the General fund, assigned amounts represent intended uses established by policies of the District Board of Education, which includes giving the Treasurer the authority to constrain monies for intended purposes.

**CLYDE-GREEN SPRINGS EXEMPTED VILLAGE SCHOOL DISTRICT
SANDUSKY COUNTY**

NOTES TO THE BASIC FINANCIAL STATEMENTS
FOR THE FISCAL YEAR ENDED JUNE 30, 2023
(Continued)

Unassigned - Unassigned fund balance is the residual classification for the General fund and includes all spendable amounts not contained in the other classifications. In other governmental funds, the unassigned classification is only used to report a deficit fund balance resulting from overspending for specific purposes for which amounts had been restricted, committed, or assigned.

The District applies restricted resources first when expenditures are incurred for purposes for which restricted and unrestricted (committed, assigned, and unassigned) fund balance is available. Similarly, within unrestricted fund balance, committed amounts are reduced first followed by assigned, and then unassigned amounts when expenditures are incurred for purposes for which amounts in any of the unrestricted fund balance classifications could be used.

N. Net Position

Net position represents the difference between assets and deferred outflows and liabilities and deferred inflows. The net position component “net investment in capital assets,” consists of capital assets, net of accumulated depreciation, reduced by the outstanding balances of any borrowing used for the acquisition, construction or improvement of those assets. Deferred outflows of resources and deferred inflows of resources that are attributable to the acquisition, construction or improvement of those assets or related debt also should be included in this component of net position. Net position is reported as restricted when there are limitations imposed on its use either through the enabling legislation adopted by the District or through external restrictions imposed by creditors, grantors or laws or regulations of other governments. The amount restricted for other purposes primarily represents amounts restricted for scholarships, local grants and budget stabilization.

The District applies restricted resources first when an expense is incurred for purposes for which both restricted and unrestricted net position is available.

O. Prepayments

Certain payments to vendors reflect the costs applicable to future accounting periods and are recorded as prepaid items in both government-wide and fund financial statements. These items are reported as assets using the consumption method. A current asset for the prepaid amounts is recorded at the time of the purchase and the expenditure/expense is reported in the year in which services are consumed.

P. Estimates

The preparation of the basic financial statements in conformity with GAAP requires management to make estimates and assumptions that affect the amounts reported in the basic financial statements and accompanying notes. Actual results may differ from those estimates.

Q. Interfund Activity

Exchange transactions between funds are reported as revenues in the seller funds and as expenditures/expenses in the purchaser funds. Flows of cash or goods from one fund to another without a requirement for repayment are reported as interfund transfers. Interfund transfers are reported as other financing sources/uses in governmental funds. Repayments from funds responsible for particular expenditures/expenses to the funds that initially paid for them are not presented on the basic financial statements.

Interfund activity between governmental funds is eliminated in the statement of activities.

**CLYDE-GREEN SPRINGS EXEMPTED VILLAGE SCHOOL DISTRICT
SANDUSKY COUNTY**

NOTES TO THE BASIC FINANCIAL STATEMENTS
FOR THE FISCAL YEAR ENDED JUNE 30, 2023
(Continued)

R. Nonpublic Schools

Within the District boundaries, St. Mary's Elementary School is operated as a parochial school. Current State legislation provides funding to this school. These monies are received and disbursed on behalf of the school by the Treasurer of the District, as directed by the parochial school. This activity is reflected in a special revenue fund by the District for financial reporting purposes.

S. Other Local Revenue

The District has reported rental receipts, and other miscellaneous local receipts as "other local revenue" on the statement of revenues, expenditures and changes in fund balances - all governmental funds and on the statement of revenues, expenditures and changes in fund balances - budget and actual (non-GAAP budgetary basis) - General fund.

T. Extraordinary and Special Items

Extraordinary items are transactions or events that are both unusual in nature and infrequent in occurrence. Special items are transactions or events that are within the control of the Board of Education and that are either unusual in nature or infrequent in occurrence. During fiscal year 2023, the District had neither type of transaction.

U. Pensions/Other Postemployment Benefits (OPEB)

For purposes of measuring the net pension/OPEB liability, net OPEB asset, deferred outflows of resources and deferred inflows of resources related pensions/OPEB, and pension/OPEB expense, information about the fiduciary net position of the pension/OPEB plans and additions to/deductions from their fiduciary net position have been determined on the same basis as they are reported by the pension/OPEB plan. For this purpose, benefit payments (including refunds of employee contributions) are recognized when due and payable in accordance with the benefit terms. The pension/OPEB plans report investments at fair value.

V. Fair Value

The District categorizes its fair value measurements within the fair value hierarchy established by generally accepted accounting principles. The hierarchy is based on the valuation inputs used to measure the fair value of the asset. Level 1 inputs are quoted prices in active markets for identical assets; Level 2 inputs are significant other observable inputs; Level 3 inputs are significant unobservable inputs.

NOTE 3 - ACCOUNTABILITY AND COMPLIANCE

A. Change in Accounting Principles

For fiscal year 2023, the District has implemented GASB Statement No. 91, "Conduit Debt Obligations", GASB Statement No. 94, "Public-Private and Public-Public Partnerships and Availability Payment Arrangements", GASB Statement No. 96, "Subscription Based Information Technology Arrangements", certain questions and answers of GASB Implementation Guide 2021-1 and certain paragraphs of GASB Statement No. 99, "Omnibus 2022".

GASB Statement No. 91 provides a single method of reporting conduit debt obligations by issuers and eliminate diversity in practice associated with (1) commitments extended by issuers, (2) arrangements associated with conduit debt obligations, and (3) related note disclosures. This Statement achieves those objectives by clarifying the existing definition of a conduit debt obligation; establishing that a conduit debt obligation is not a liability of the issuer; establishing standards for accounting and financial reporting of additional commitments and voluntary commitments extended by issuers and arrangements associated with conduit debt obligations; and improving required note disclosures. The implementation of GASB Statement No. 91 did not have an effect on the financial statements of the District.

**CLYDE-GREEN SPRINGS EXEMPTED VILLAGE SCHOOL DISTRICT
SANDUSKY COUNTY**

NOTES TO THE BASIC FINANCIAL STATEMENTS
FOR THE FISCAL YEAR ENDED JUNE 30, 2023
(Continued)

GASB Statement No. 94 is to improve financial reporting by addressing issues related to public-private and public partnership arrangements (PPPs). As used in this Statement, a PPP is an arrangement in which a government (the transferor) contracts with an operator (a governmental or nongovernmental entity) to provide public services by conveying control of the right to operate or use a nonfinancial asset, such as infrastructure or other capital asset (the underlying PPP asset), for a period of time in an exchange or exchange-like transaction. The implementation of GASB Statement No. 94 did not have an effect on the financial statements of the District.

GASB Statement No. 96 provides guidance on the accounting and financial reporting for subscription-based information technology arrangements (SBITAs) for government end users (governments). This Statement (1) defines a SBITA; (2) establishes that a SBITA results in a right-to-use subscription asset—an intangible asset—and a corresponding subscription liability; (3) provides the capitalization criteria for outlays other than subscription payments, including implementation costs of a SBITA; and (4) requires note disclosures regarding a SBITA. To the extent relevant, the standards for SBITAs are based on the standards established in Statement No. 87, Leases, as amended. The implementation of GASB Statement No. 96 did not have an effect on the financial statements of the School.

GASB Implementation Guide 2021-1 provides clarification on issues related to previously established GASB guidance. The implementation of GASB Implementation Guide 2021-1 did not have an effect on the financial statements of the District.

GASB Statement No. 99 to enhance comparability in accounting and financial reporting and to improve the consistency of authoritative literature by addressing (1) practice issues that have been identified during implementation and application of certain GASB Statements and (2) accounting and financial reporting for financial guarantees. The implementation of GASB Statement No. 99 did not have an effect on the financial statements of the District.

B. Deficit Fund Balances

Fund balances at June 30, 2023 included the following individual fund deficits:

<u>Nonmajor funds</u>	<u>Deficit</u>
Public School Preschool	\$ 1
ESSER	42,238
21st Century	304
Title I	865

The General fund is liable for any deficit in these funds and provides transfers when cash is required, not when accruals occur. The deficit fund balances resulted from adjustments for accrued liabilities.

NOTE 4 - DEPOSITS AND INVESTMENTS

State statutes classify monies held by the District into three categories.

Active deposits are public deposits necessary to meet current demands on the treasury. Such monies must be maintained either as cash in the District treasury, in commercial accounts payable or withdrawable on demand, including negotiable order of withdrawal (NOW) accounts, or in money market deposit accounts.

Inactive deposits are public deposits that the Board of Education has identified as not required for use within the current five year period of designation of depositories. Inactive deposits must either be evidenced by certificates of deposit maturing not later than the end of the current period of designation of depositories, or by savings or deposit accounts including, but not limited to, passbook accounts.

**CLYDE-GREEN SPRINGS EXEMPTED VILLAGE SCHOOL DISTRICT
SANDUSKY COUNTY**

NOTES TO THE BASIC FINANCIAL STATEMENTS
FOR THE FISCAL YEAR ENDED JUNE 30, 2023
(Continued)

Interim deposits are deposits of interim monies. Interim monies are those monies which are not needed for immediate use, but which will be needed before the end of the current period of designation of depositories.

Interim deposits must be evidenced by time certificates of deposit maturing not more than one year from the date of deposit or by savings or deposit accounts including passbook accounts.

Interim monies may be deposited or invested in the following securities:

1. United States Treasury bills, bonds, notes, or any other obligation or security issued by the United States Treasury, or any other obligation guaranteed as to principal and interest by the United States;
2. Bonds, notes, debentures, or any other obligation or security issued by any federal government agency or instrumentality, including, but not limited to, the Federal National Mortgage Association, Federal Home Loan Bank, Federal Farm Credit Bank, Federal Home Loan Mortgage Corporation, and Government National Mortgage Association. All federal agency securities shall be direct issuances of federal government agencies or instrumentalities;
3. Written repurchase agreements in the securities listed above provided that the fair value of the securities subject to the repurchase agreement must exceed the principal value of the agreement by at least two percent and be marked to market daily, and that the term of the agreement must not exceed thirty days;
4. Bonds and other obligations of the State of Ohio, and with certain limitations including a requirement for maturity within ten years from the date of settlement, bonds and other obligations of political subdivisions of the State of Ohio, if training requirements have been met;
5. Time certificates of deposit or savings or deposit accounts including, but not limited to, passbook accounts;
6. No-load money market mutual funds consisting exclusively of obligations described in division (1) or (2) and repurchase agreements secured by such obligations, provided that investments in securities described in this division are made only through eligible institutions;
7. The State Treasurer's investment pool, the State Treasury Asset Reserve of Ohio (STAR Ohio); and,
8. Certain banker's acceptance for a period not to exceed one hundred eighty days) and commercial paper notes (for a period not to exceed two hundred seventy days) in an amount not to exceed 40 percent of the interim monies available for investment at any one time if training requirements have been met.

Protection of the District's deposits is provided by the Federal Deposit Insurance Corporation (FDIC), by eligible securities pledged by the financial institution as security for repayment, or by the financial institutions participation in the Ohio Pooled Collateral System (OPCS), a collateral pool of eligible securities deposited with a qualified trustee and pledge to the Treasurer of State to secure the repayment of all public monies deposited in the financial institution.

Investments in stripped principal or interest obligations, reverse repurchase agreements and derivatives are prohibited. The issuance of taxable notes for the purpose of arbitrage, the use of leverage and short selling are also prohibited. Except as noted above, an investment must mature within five years from the date of purchase unless matched to a specific obligation or debt of the District, and must be purchased with the expectation that it will be held to maturity. Investments may only be made through specified dealers and institutions. Payment for investments may be made only upon delivery of the securities representing the investments to the Treasurer or, if the securities are not represented by a certificate, upon receipt of confirmation of transfer from the custodian.

**CLYDE-GREEN SPRINGS EXEMPTED VILLAGE SCHOOL DISTRICT
SANDUSKY COUNTY**

NOTES TO THE BASIC FINANCIAL STATEMENTS
FOR THE FISCAL YEAR ENDED JUNE 30, 2023
(Continued)

A. Cash on Hand

At fiscal year end, the District had \$3,100 in undeposited cash on hand which is included on the financial statements of the District as part of “equity in pooled cash and cash equivalents”.

B. Deposits with Financial Institutions

At June 30, 2023, the carrying amount of all District deposits was \$3,496,081 and the bank balance of all District deposits was \$3,621,666. Of the bank balance, \$818,082 was covered by the FDIC and \$2,803,584 was potentially exposed to custodial credit risk as discussed below because those deposits were uninsured and could be uncollateralized. Although all statutory requirements for the deposit of money had been followed, noncompliance with Federal requirements could potentially subject the District to a successful claim by the FDIC.

Custodial credit risk is the risk that, in the event of bank failure, the District’s deposits may not be returned. The District has no deposit policy for custodial risk beyond the requirements of State statute. Ohio law requires that deposits either be insured or protected by: (1) eligible securities pledged to the District and deposited with a qualified trustee by the financial institution as security for repayment whose fair value at all times shall be at least 105 percent of the deposits being secured; or (2) participation in the Ohio Pooled Collateral System (OPCS), a collateral pool of eligible securities deposited with a qualified trustee and pledged to the Treasurer of State to secure the repayment of all public monies deposited in the financial institution. OPCS requires the total fair value of the securities pledged to be 102 percent of the deposits being secured or a rate set by the Treasurer of State.

C. Investments

As of June 30, 2023, the District had the following investments and maturities:

Measurement/ <u>Investment type</u>	Measurement <u>Value</u>	<u>Investment Maturities</u>		
		12 months <u>or less</u>	13 to 24 <u>months</u>	Greater than <u>24 months</u>
<i>Fair value:</i>				
Federal agency securities	\$ 446,530	\$ -	\$ -	\$ 446,530
Negotiable CDs	2,821,436	1,220,279	930,311	670,846
U.S. Treasury notes	1,496,534	1,496,534	-	-
U.S. Government money market	255,302	255,302	-	-
<i>Amortized cost:</i>				
STAR Ohio	<u>5,661,708</u>	<u>5,661,708</u>	<u>-</u>	<u>-</u>
Total	<u>\$ 10,681,510</u>	<u>\$ 8,633,823</u>	<u>\$ 930,311</u>	<u>\$ 1,117,376</u>

The weighted average maturity of investments is 0.49 years. The District’s investments measured at fair value are valued using quoted market prices in markets that are not considered to be active, dealer quotations or alternative pricing sources for similar assets or liabilities for which all significant inputs are observable, either directly or indirectly (Level 2 inputs).

Interest Rate Risk: Interest rate risk arises because potential purchasers of debt securities will not agree to pay face value for those securities if interest rates subsequently increase. As a means of limiting its exposure to fair value losses arising from rising interest rates and according to State law, the District’s investment policy limits investment portfolio maturities to five years or less.

**CLYDE-GREEN SPRINGS EXEMPTED VILLAGE SCHOOL DISTRICT
SANDUSKY COUNTY**

NOTES TO THE BASIC FINANCIAL STATEMENTS
FOR THE FISCAL YEAR ENDED JUNE 30, 2023
(Continued)

Credit Risk: The District’s investments in federal agency securities, U.S. Treasury notes and the U.S. Government money market account were rated AA+ and Aaa by Standard & Poor’s and Moody’s Investor Services, respectively. The negotiable CDs were not rated. STAR Ohio carries a rating of AAAM by Standard & Poor’s. Ohio law requires that STAR Ohio maintain the highest rating provided by at least one nationally recognized standard rating service. The District has no investment policy dealing with investment credit risk beyond the requirements in State statutes.

Custodial Credit Risk: For an investment, custodial credit risk is the risk that, in the event of the failure of the counterparty, the District will not be able to recover the value of its investments or collateral securities that are in the possession of an outside party. The federal agency securities, U.S. Treasury notes and negotiable CDs are exposed to custodial credit risk in that they are uninsured, unregistered and held by the counterparty’s trust department or agent but not in the District’s name. The District has no investment policy dealing with investment custodial credit risk beyond the requirement in State statute that prohibits payment for investments prior to the delivery of the securities representing such investments to the treasurer or qualified trustee.

Concentration of Credit Risk: The District places no limit on the amount that may be invested in any one issuer.

D. Reconciliation of Cash and Investments to the Statement of Net Position

The following is a reconciliation of cash and investments as reported in the note above to cash and investments as reported on the statement of net position as of June 30, 2023:

<u>Cash and investments per note</u>	
Carrying amount of deposits	\$ 3,496,081
Investments	10,681,510
Cash on hand	<u>3,100</u>
Total	<u>\$ 14,180,691</u>
 <u>Cash and investments per statement of net position</u>	
Governmental activities	<u>\$ 14,180,691</u>

NOTE 5 - INTERFUND TRANSACTIONS

Due to/from other funds consisted of the following at June 30, 2023, as reported on the fund statements:

<u>Receivable Fund</u>	<u>Payable Fund</u>	<u>Amount</u>
General Fund	Nonmajor governmental funds	\$ 100,161

The primary purpose of the interfund balances is to cover temporary cash deficits at June 30, 2023 due to advance spending of approved grant monies. These interfund balances will be repaid once the anticipated revenues are received. Interfund balances between governmental funds are eliminated on the government-wide financial statements.

NOTE 6 - PROPERTY TAXES

Property taxes are levied and assessed on a calendar year basis while the District’s fiscal year runs from July through June. First half tax collections are received by the District in the second half of the fiscal year. Second half tax distributions occur in the first half of the following fiscal year.

**CLYDE-GREEN SPRINGS EXEMPTED VILLAGE SCHOOL DISTRICT
SANDUSKY COUNTY**

NOTES TO THE BASIC FINANCIAL STATEMENTS
FOR THE FISCAL YEAR ENDED JUNE 30, 2023
(Continued)

Property taxes include amounts levied against all real property and public utility property. Real property tax revenues received in calendar year 2023 represent the collection of calendar year 2022 taxes. Real property taxes received in calendar year 2023 were levied after April 1, 2022, on the assessed values as of January 1, 2022, the lien date. Assessed values for real property taxes are established by State statute at 35 percent of appraised face value. Real property taxes are payable annually or semiannually. If paid annually, payment is due December 31; if paid semiannually, the first payment is due December 31, with the remainder payable by June 20. Under certain circumstances, State statute permits alternate payment dates to be established. Public utility property tax revenues received in calendar year 2023 represent the collection of calendar year 2022 taxes. Public utility real and personal property taxes received in calendar year 2023 became a lien on December 31, 2021 were levied after April 1, 2022, and are collected with real property taxes. Public utility real property is assessed at 35 percent of true value; public utility tangible personal property is currently assessed at varying percentages of true value.

The District receives property taxes from Sandusky and Seneca Counties. The County Auditors periodically advance to the District its portion of the taxes collected. Second-half real property tax payments collected by the County by June 30, 2023, are available to finance fiscal year 2023 operations. The amount available as an advance at June 30, 2023 was \$1,182,826 in the General fund, \$28,157 in the Bond Retirement fund (a nonmajor governmental fund) and \$33,297 in the Permanent Improvement fund (a nonmajor governmental fund). This amount is recorded as revenue. The amount available as an advance at June 30, 2022 was \$1,699,034 in the General fund, \$39,071 in the Bond Retirement fund (a nonmajor governmental fund) and \$47,258 in the Permanent Improvement fund (a nonmajor governmental fund). The amount of second-half real property taxes available for advance at fiscal year-end can vary based on the date the tax bills are sent.

Accrued property taxes receivable includes real property, public utility property and delinquent tangible personal property taxes which are measurable as of June 30, 2022 and for which there is an enforceable legal claim. Although total property tax collections for the next fiscal year are measurable, only the amount of real property taxes available as an advance at June 30 was levied to finance current fiscal year operations and is reported as revenue at fiscal year end. The portion of the receivable not levied to finance current fiscal year operations is offset by a credit to deferred inflows of resources.

On the accrual basis of accounting, collectible delinquent property taxes have been recorded as a receivable and revenue, while on a modified accrual basis of accounting the revenue has been reported as a deferred inflow of resources.

The assessed values upon which the fiscal year 2023 taxes were collected are:

	2022 Second Half Collections		2023 First Half Collections	
	<u>Amount</u>	<u>Percent</u>	<u>Amount</u>	<u>Percent</u>
Agricultural/residential and other real estate	\$ 257,006,990	94.45	\$ 260,203,050	94.16
Public utility personal	<u>15,093,020</u>	<u>5.55</u>	<u>16,129,720</u>	<u>5.84</u>
Total	<u>\$ 272,100,010</u>	<u>100.00</u>	<u>\$ 276,332,770</u>	<u>100.00</u>
Tax rate per \$1,000 of assessed valuation for:				
Operations	47.25		47.15	
Permanent improvements	1.50		1.50	
Debt service	0.70		0.30	

**CLYDE-GREEN SPRINGS EXEMPTED VILLAGE SCHOOL DISTRICT
SANDUSKY COUNTY**

NOTES TO THE BASIC FINANCIAL STATEMENTS
FOR THE FISCAL YEAR ENDED JUNE 30, 2023
(Continued)

NOTE 7 - INCOME TAX

On March 4, 2008, the District's voters approved a one percent earned income tax on individuals residing within the District. The tax became effective on January 1, 2009 and is a continuing tax. On March 17, 2020, the District's voters passed an additional one-half percent earned income tax levy. This levy is effective January 1, 2021 and will continue for ten years. Employers of residents are required to withhold income tax on compensation and remit the tax to the State. Taxpayers are required to file an annual return. The State makes quarterly distributions to the District after withholding amounts for administrative fees and estimated refunds.

The primary use of the income tax revenues is to provide payment for the refunding certificates of participation (see Note 10) and to help cover operating costs of the District. The District income tax is credited to the General fund and Classroom Facilities Maintenance fund (a nonmajor governmental fund).

NOTE 8 - RECEIVABLES

Receivables at June 30, 2023 consisted of property taxes, income taxes, payments in lieu of taxes, accrued interest, and intergovernmental grants and entitlements. All receivables are considered collectible in full due to the ability to foreclose for the nonpayment of taxes, the stable condition of State programs and the current year guarantee of federal funds. Receivables have been disaggregated on the face of the basic financial statements. All receivables are expected to be collected within one year.

NOTE 9 - CAPITAL ASSETS

Capital asset activity for the fiscal year ended June 30, 2023, was as follows:

	<u>Balance</u> <u>06/30/22</u>	<u>Additions</u>	<u>Deductions</u>	<u>Balance</u> <u>06/30/23</u>
Governmental activities:				
<i>Capital assets, not being depreciated/amortized:</i>				
Land	\$ 814,122	\$ -	\$ -	\$ 814,122
<i>Capital assets, being depreciated/amortized:</i>				
Improvements other than buildings	5,201,305	8,995	-	5,210,300
Buildings and improvements	71,292,629	31,382	-	71,324,011
Furniture and equipment	9,528,696	64,850	-	9,593,546
Vehicles	2,296,887	220,147	(129,186)	2,387,848
Intangible right to use: leased equipment	-	320,914	-	320,914
Total capital assets, being depreciated/amortized	<u>88,319,517</u>	<u>646,288</u>	<u>(129,186)</u>	<u>88,836,619</u>
<i>Less: accumulated depreciation/amortization</i>				
Improvements other than buildings	(3,032,886)	(302,299)	-	(3,335,185)
Buildings and improvements	(45,135,504)	(1,032,506)	-	(46,168,010)
Furniture and equipment	(7,296,664)	(326,444)	-	(7,623,108)
Vehicles	(1,729,955)	(130,293)	129,186	(1,731,062)
Intangible right to use: leased equipment	-	(37,440)	-	(37,440)
Total accumulated depreciation/amortization	<u>(57,195,009)</u>	<u>(1,828,982)</u>	<u>129,186</u>	<u>(58,894,805)</u>
Governmental activities capital assets, net	<u>\$ 31,938,630</u>	<u>\$ (1,182,694)</u>	<u>\$ -</u>	<u>\$ 30,755,936</u>

**CLYDE-GREEN SPRINGS EXEMPTED VILLAGE SCHOOL DISTRICT
SANDUSKY COUNTY**

NOTES TO THE BASIC FINANCIAL STATEMENTS
FOR THE FISCAL YEAR ENDED JUNE 30, 2023
(Continued)

Depreciation/amortization expense was charged to governmental functions as follows:

<u>Instruction:</u>	
Regular	\$ 812,206
Special	219,871
Vocational	22,962
Other	28,745
<u>Support services:</u>	
Pupil	79,998
Instructional staff	49,529
Board of education	574
Administration	145,946
Fiscal	21,141
Business	601
Operations and maintenance	109,938
Pupil transportation	145,676
Extracurricular activities	75,165
Food service operations	<u>116,630</u>
Total depreciation/amortization expense	<u>\$ 1,828,982</u>

NOTE 10 - LONG-TERM OBLIGATIONS

A. Activity in the District's long-term obligations during fiscal year 2023 were as follows:

	Balance 6/30/22	Additions	Deductions	Balance 6/30/23	Amounts Due in One Year
Governmental activities:					
<i>General obligation bonds:</i>					
Bonds from direct borrowing					
Refunding bonds, series 2020	\$ 1,340,000	\$ -	\$ (135,000)	\$ 1,205,000	\$ 140,000
<i>Other long-term obligations:</i>					
Refunding certificates of participation	15,805,000	-	(1,210,000)	14,595,000	1,280,000
Leases payable	-	320,914	(33,448)	287,466	59,654
Compensated absences	1,256,369	532,691	(119,548)	1,669,512	178,726
Net pension liability	15,536,647	9,497,297	-	25,033,944	-
Net OPEB liability	<u>2,014,915</u>	<u>-</u>	<u>(586,677)</u>	<u>1,428,238</u>	<u>-</u>
Total other long-term obligations	<u>34,612,931</u>	<u>10,350,902</u>	<u>(1,949,673)</u>	<u>43,014,160</u>	<u>1,518,380</u>
Total governmental activities	<u>\$ 35,952,931</u>	<u>\$ 10,350,902</u>	<u>\$ (2,084,673)</u>	44,219,160	<u>\$ 1,658,380</u>
Add: unamortized premium on debt				385,178	
Total long-term obligations				<u>\$ 44,604,338</u>	

Refunding bonds, series 2020: On March 4, 2020, the District issued general obligation bonds in order to currently refund the outstanding balance of the current interest refunding bonds, series 2013. This bond issue is considered a direct borrowing. Direct borrowings have terms negotiated between the borrower and the lender and are not offered for public sale. The refunded debt is defeased and, accordingly, has been removed from the statement of net position. None of the defeased debt is outstanding at June 30, 2023. The refunding will reduce total debt service payments over the life of the bond issue by \$139,851 and resulted in an economic gain of \$85,464.

**CLYDE-GREEN SPRINGS EXEMPTED VILLAGE SCHOOL DISTRICT
SANDUSKY COUNTY**

NOTES TO THE BASIC FINANCIAL STATEMENTS
FOR THE FISCAL YEAR ENDED JUNE 30, 2023
(Continued)

The refunding issue is comprised of current interest bonds, par value \$1,495,000, bearing an interest rate of 2.35%. Interest payments are due on June 1 and December 1 of each year. The final maturity of the bonds is December 1, 2030. These bonds are general obligations of the District, for which its full faith and credit is pledged for repayment. The source of payment is derived from a voted debt tax levy. These bonds are paid from the bond retirement fund, a nonmajor governmental fund.

Refunding Certificates of Participation: On August 30, 2016, the District issued Refunding Certificates of Participation (COPs), par value \$22,005,000, in order to advance refund the series 2008 construction bonds. The refunded debt is defeased and, accordingly, has been removed from the statement of net position. \$14,280,000 of the defeased debt is outstanding at June 30, 2023. The refunding was undertaken in order to reduce total debt service payments over the life of the issue by \$2,380,356 and resulted in an economic gain of \$1,980,446.

The COPs are paid from the General fund with proceeds from the District's income tax levy (See Note 7). A budget stabilization balance of \$972,375 in the General fund has been established, as required by the debt covenant, in order to provide resources for payment of the bonds in the event that income tax revenues do not entirely cover the required debt service payments.

Interest rates on the COPs range from 2.0% - 4.0%. Interest payments are due on June 1 and December 1 of each year. The final maturity of the COPs is December 1, 2031.

Lease payable: The District has entered into lease agreements for the use of right to use equipment. The lease payments will be paid from the General fund. These items were capitalized and more information can be found in Note 9.

The District has entered into lease agreements for copier equipment for the following years and term:

<u>Company</u>	<u>Lease Commencement Date</u>	<u>Years</u>	<u>Lease End Date</u>	<u>Payment Method</u>
Perry Protech	2023	5	2028	Monthly

The following is a schedule of future lease payments under the lease agreements:

<u>Fiscal Year</u>	<u>Principal</u>	<u>Interest</u>	<u>Total</u>
2024	\$ 59,654	\$ 13,019	\$ 72,673
2025	62,706	9,966	72,672
2026	65,914	6,758	72,672
2027	69,286	3,386	72,672
2028	29,906	375	30,281
Total	<u>\$ 287,466</u>	<u>\$ 33,504</u>	<u>\$ 320,970</u>

Compensated absences: Compensated absences will be paid from the fund from which the employee is paid, which, for the District, is primarily the General fund.

Net pension liability: See Note 13 for more details.

Net OPEB liability/asset: See Note 14 for more details.

**CLYDE-GREEN SPRINGS EXEMPTED VILLAGE SCHOOL DISTRICT
SANDUSKY COUNTY**

NOTES TO THE BASIC FINANCIAL STATEMENTS
FOR THE FISCAL YEAR ENDED JUNE 30, 2023
(Continued)

B. Principal and interest requirements to retire the long-term obligations outstanding at June 30, 2023, are as follows:

Fiscal Year	Refunding Bonds, Series 2020			Refunding Certificates of Participation		
	Principal	Interest	Total	Principal	Interest	Total
2024	\$ 140,000	\$ 26,673	\$ 166,673	\$ 1,280,000	\$ 361,768	\$ 1,641,768
2025	145,000	23,324	168,324	1,345,000	309,268	1,654,268
2026	145,000	19,916	164,916	1,415,000	268,218	1,683,218
2027	145,000	16,509	161,509	1,470,000	239,368	1,709,368
2028	150,000	13,043	163,043	1,515,000	208,381	1,723,381
2029 - 2032	480,000	17,156	497,156	7,570,000	443,313	8,013,313
Total	<u>\$ 1,205,000</u>	<u>\$ 116,621</u>	<u>\$ 1,321,621</u>	<u>\$ 14,595,000</u>	<u>\$ 1,830,316</u>	<u>\$ 16,425,316</u>

C. Legal Debt Margin

The Ohio Revised Code provides that voted net general obligation debt of the District shall never exceed 9% of the total assessed valuation of the District. The code further provides that unvoted indebtedness shall not exceed 1/10 of 1% of the property valuation of the District. The code additionally states that unvoted indebtedness related to energy conservation debt shall not exceed 9/10 of 1% of the property valuation of the District. The assessed valuation used in determining the District’s legal debt margin has been modified by House Bill 530 which became effective March 30, 2006. In accordance with House Bill 530, the assessed valuation used in the District’s legal debt margin calculation excluded tangible personal property used in business, telephone or telegraph property, interexchange telecommunications company property, and personal property owned or leased by a railroad company and used in railroad operations. The effects of these debt limitations at June 30, 2023, are a voted debt margin of \$23,891,740 (including available funds of \$226,791) and an unvoted debt margin of \$276,333.

NOTE 11 - COMPENSATED ABSENCES

A. Sick Leave

All employees are entitled to 15 days sick leave with pay for each year under contract and accrue sick leave at the rate of 1¼ days for each calendar month under contract. Sick leave is cumulative to 250 days for all employees.

B. Severance Pay

All employees serving in a regular assignment under contract with the Clyde-Green Springs Board of Education may elect to receive a cash payment at retirement for accrued but unused sick leave. To be eligible, employees must be qualified for retirement benefits under one or more of the State Teacher’s Retirement System (STRS Ohio), School Employee’s Retirement System (SERS) or Public Employee’s Retirement System (PERS) retirement systems and have performed a minimum of ten years of service in one or more Ohio political subdivisions. Payment is to be based on the employee’s per diem pay rate at the time of retirement.

Payment for all employees with ten or more years of service will be paid based on 26% of the accrued but unused days of sick leave up to 250 days, or a maximum of 65 paid days. Employees under the Ohio Association of Public School Employees (OAPSE) contract with less than ten years of service with the District will be paid based on 26% of the accrued but unused days of sick leave up to 150 days, or a maximum of 39 paid days.

OAPSE employees electing to retire at the end of the contract year when they are first eligible for retirement are entitled to 35% of accrued but unused days of sick leave up to a maximum of 250 days. OAPSE employees also receive an additional \$300 dollars per diem contractual hours in severance pay.

**CLYDE-GREEN SPRINGS EXEMPTED VILLAGE SCHOOL DISTRICT
SANDUSKY COUNTY**

NOTES TO THE BASIC FINANCIAL STATEMENTS
FOR THE FISCAL YEAR ENDED JUNE 30, 2023
(Continued)

NOTE 12 - RISK MANAGEMENT

A. Comprehensive

The District maintains comprehensive insurance coverage with private carriers for real property, building contents and vehicles. Vehicle policies include liability coverage for bodily injury and property damage. Settled claims have not exceeded this commercial coverage in any of the past five years, and there has been no significant reduction in insurance coverage from the prior fiscal year.

B. Health Insurance

The District has joined together with other school districts in the area to form the San-Ott Insurance Consortium, whose purpose is to provide health coverage and benefits to and for the eligible employees of Association members and their dependents. The District pays premiums to the Association based upon the benefits structure selected. The Association Trust Agreement provides that the Association will be self-sustaining through member premiums and will reinsure through commercial companies for specific claims in excess of \$150,000.

C. Workers' Compensation

Effective January 1, 2019, the District has elected to participate in the Ohio Bureau of Workers' Compensation (Bureau) Group-Retrospective-Rating Plan. Employers pay their own individual premiums based on experience as if they were not in a retro group. Members of the group have the opportunity to receive retrospective premium adjustments based upon the combined performance of the group.

The claims liability is recorded based on an actuarial determination of future claims, review of five years of claim liabilities and claim payment trends including the settlement to the Bureau after the tenth year. The change in claims activity for the past fiscal year is as follows:

<u>Fiscal Year</u>	<u>Beginning Balance</u>	<u>Claims and Changes in Estimates</u>	<u>Claims Payments</u>	<u>Ending Balance</u>
2023	\$ 1,511	\$ 205,170	\$ (125,403)	\$ 81,278
2022	144,182	(135,658)	(7,013)	1,511

NOTE 13 - DEFINED BENEFIT PENSION PLANS

The Statewide retirement systems provide both pension benefits and other postemployment benefits (OPEB).

Net Pension Liability/Net OPEB Liability/Asset

The net pension liability and the net OPEB liability/asset reported on the statement of net position represents a liability or asset to employees for pensions and OPEB, respectively.

Pensions and OPEB are a component of exchange transactions—between an employer and its employees—of salaries and benefits for employee services. Pensions/OPEB are provided to an employee—on a deferred-payment basis—as part of the total compensation package offered by an employer for employee services each financial period. The obligation to sacrifice resources for pensions is a present obligation because it was created as a result of employment exchanges that already have occurred.

**CLYDE-GREEN SPRINGS EXEMPTED VILLAGE SCHOOL DISTRICT
SANDUSKY COUNTY**

NOTES TO THE BASIC FINANCIAL STATEMENTS
FOR THE FISCAL YEAR ENDED JUNE 30, 2023
(Continued)

The net pension/OPEB liability (asset) represent the District's proportionate share of each pension/OPEB plan's collective actuarial present value of projected benefit payments attributable to past periods of service, net of each pension/OPEB plan's fiduciary net position. The net pension/OPEB liability (asset) calculation is dependent on critical long-term variables, including estimated average life expectancies, earnings on investments, cost of living adjustments and others. While these estimates use the best information available, unknowable future events require adjusting these estimates annually.

The Ohio Revised Code limits the District's obligation for this liability to annually required payments. The District cannot control benefit terms or the manner in which pensions/OPEB are financed; however, the District does receive the benefit of employees' services in exchange for compensation including pension and OPEB.

GASB 68/75 assumes the liability is solely the obligation of the employer, because (1) they benefit from employee services; and (2) State statute requires funding to come from these employers. All pension contributions to date have come solely from these employers (which also includes pension costs paid in the form of withholdings from employees). The retirement systems may allocate a portion of the employer contributions to provide for these OPEB benefits. In addition, health care plan enrollees pay a portion of the health care costs in the form of a monthly premium. State statute requires the retirement systems to amortize unfunded pension liabilities within 30 years. If the pension amortization period exceeds 30 years, each retirement system's board must propose corrective action to the State legislature. Any resulting legislative change to benefits or funding could significantly affect the net pension/OPEB liability (asset). Resulting adjustments to the net pension/OPEB liability (asset) would be effective when the changes are legally enforceable. The Ohio Revised Code permits, but does not require, the retirement systems to provide healthcare to eligible benefit recipients.

The remainder of this note includes the required pension disclosures. See Note 14 for the required OPEB disclosures.

The proportionate share of each plan's unfunded benefits is presented as a long-term *net pension/OPEB liability (asset)* on the accrual basis of accounting. Any liability for the contractually required pension contribution outstanding at the end of the year is included in pension and postemployment benefits payable on both the accrual and modified accrual bases of accounting.

Plan Description - School Employees Retirement System (SERS)

Plan Description - The District's non-teaching employees participate in SERS, a cost-sharing multiple-employer defined benefit pension plan administered by SERS. SERS provides retirement, disability and survivor benefits, annual cost-of-living adjustments, and death benefits to plan members and beneficiaries. Authority to establish and amend benefits is provided by Ohio Revised Code Chapter 3309. SERS issues a publicly available, stand-alone financial report that includes financial statements, required supplementary information and detailed information about SERS' fiduciary net position. That report can be obtained by visiting the SERS website at www.ohsers.org under Employers/Audit Resources.

THIS SPACE INTENTIONALLY LEFT BLANK

**CLYDE-GREEN SPRINGS EXEMPTED VILLAGE SCHOOL DISTRICT
SANDUSKY COUNTY**

NOTES TO THE BASIC FINANCIAL STATEMENTS
FOR THE FISCAL YEAR ENDED JUNE 30, 2023
(Continued)

Age and service requirements for retirement are as follows:

	Eligible to Retire on or before August 1, 2017 *	Eligible to Retire after August 1, 2017
Full benefits	Any age with 30 years of service credit	Age 67 with 10 years of service credit; or Age 57 with 30 years of service credit
Actuarially reduced benefits	Age 60 with 5 years of service credit; or Age 55 with 25 years of service credit	Age 62 with 10 years of service credit; or Age 60 with 25 years of service credit

* Members with 25 years of service credit as of August 1, 2017 will be included in this plan.

Annual retirement benefits are calculated based on final average salary multiplied by a percentage that varies based on years of service; 2.2% for the first thirty years of service and 2.5% for years of service credit over 30 years. Final average salary is the average of the highest three years of salary.

An individual whose benefit effective date is before April 1, 2018, is eligible for a cost-of-living adjustment (COLA) on the first anniversary date of the benefit. Beginning April 1, 2018, new benefit recipients must wait until the fourth anniversary of their benefit for COLA eligibility. The COLA is added each year to the base benefit amount on the anniversary date of the benefit. A three-year COLA suspension was in effect for all benefit recipients for the years 2018, 2019, and 2020. Upon resumption of the COLA, it will be indexed to the percentage increase in the CPI-W, not to exceed 2.5% and with a floor of 0%. In 2022, the Board of Trustees approved a 2.5% cost-of-living adjustment (COLA) for eligible retirees and beneficiaries in 2023.

Funding Policy - Plan members are required to contribute 10.00% of their annual covered salary and the District is required to contribute 14.00% of annual covered payroll. The contribution requirements of plan members and employers are established and may be amended by the SERS' Retirement Board up to statutory maximum amounts of 10.00% for plan members and 14.00% for employers. The Retirement Board, acting with the advice of the actuary, allocates the employer contribution rate among four of the System's funds (Pension Trust Fund, Death Benefit Fund, Medicare B Fund, and Health Care Fund). For the fiscal year ended June 30, 2023, the allocation to pension, death benefits, and Medicare B was 14.00%. For fiscal year 2023, the Retirement Board did not allocate any employer contribution to the Health Care Fund.

The District's contractually required contribution to SERS was \$495,852 for fiscal year 2023. Of this amount, \$53,400 is reported as pension and postemployment benefits payable.

Plan Description - State Teachers Retirement System (STRS)

Plan Description - Licensed teachers participate in STRS, a cost-sharing multiple-employer public employee retirement system administered by STRS. STRS provides retirement and disability benefits to members and death and survivor benefits to beneficiaries. STRS issues a stand-alone financial report that includes financial statements, required supplementary information and detailed information about STRS' fiduciary net position. That report can be obtained by writing to STRS, 275 East Broad Street, Columbus, Ohio 43215-3771, by calling (888) 227-7877, or by visiting the STRS website at www.strsoh.org.

New members have a choice of three retirement plans: a Defined Benefit (DB) Plan, a Defined Contribution (DC) Plan and a Combined (CO) Plan. Benefits are established by Ohio Revised Code Chapter 3307.

The DB plan offers an annual retirement allowance based on final average salary multiplied by a percentage that varies based on years of service. Effective August 1, 2015, the calculation is 2.20% of final average salary for the five highest years of earnings multiplied by all years of service. Eligibility changes will be phased in until August 1, 2023, when retirement eligibility for unreduced benefits will be five years of service credit and age 65, or 35 years of service credit and at least age 60.

**CLYDE-GREEN SPRINGS EXEMPTED VILLAGE SCHOOL DISTRICT
SANDUSKY COUNTY**

NOTES TO THE BASIC FINANCIAL STATEMENTS
FOR THE FISCAL YEAR ENDED JUNE 30, 2023
(Continued)

Eligibility changes for DB Plan members who retire with actuarially reduced benefits will be phased in until August 1, 2023 when retirement eligibility will be five years of qualifying service credit and age 60, or 30 years of service credit regardless of age.

The DC Plan allows members to place all of their member contributions and 9.53% of the 14% employer contributions into an investment account. The member determines how to allocate the member and employer money among various investment choices offered by STRS Ohio. The remaining 4.47% of the 14% employer rate is allocated to the defined benefit unfunded liability. A member is eligible to receive a retirement benefit at age 50 and termination of employment. The member may elect to receive a lifetime monthly annuity or a lump sum withdrawal.

The Combined Plan offers features of both the DB Plan and the DC Plan. In the Combined Plan, 12% of the 14% member rate goes to the DC Plan and the remaining 2% is applied to the DB Plan. Member contributions to the DC Plan are allocated among investment choices by the member, and contributions to the DB Plan from the employer and the member are used to fund the defined benefit payment at a reduced level from the regular DB Plan. The defined benefit portion of the Combined Plan payment is payable to a member on or after age 60 with five years of service. The defined contribution portion of the account may be taken as a lump sum payment or converted to a lifetime monthly annuity after termination of employment at age 50 and after termination of employment.

New members who choose the DC Plan or Combined Plan will have another opportunity to reselect a permanent plan during their fifth year of membership. Members may remain in the same plan or transfer to another STRS plan. The optional annuitization of a member's defined contribution account or the defined contribution portion of a member's Combined Plan account to a lifetime benefit results in STRS bearing the risk of investment gain or loss on the account. STRS has therefore included all three plan options as one defined benefit plan for GASB 68 reporting purposes.

A DB or Combined Plan member with five or more years of credited service, who is determined to be disabled, may qualify for a disability benefit. New members, on or after July 1, 2013, must have at least ten years of qualifying service credit to apply for disability benefits. Members in the DC Plan who become disabled are entitled only to their account balance. Eligible survivors of members who die before service retirement may qualify for monthly benefits. If a member of the DC Plan dies before retirement benefits begin, the member's designated beneficiary is entitled to receive the member's account balance.

Funding Policy - Employer and member contribution rates are established by the State Teachers Retirement Board and limited by Chapter 3307 of the Ohio Revised Code. The fiscal year 2023 employer and employee contribution rate of 14% was equal to the statutory maximum rates. For fiscal year 2023, the full employer contribution was allocated to pension.

The District's contractually required contribution to STRS was \$1,683,291 for fiscal year 2023. Of this amount, \$284,264 is reported as pension and postemployment benefits payable.

Pension Liabilities, Pension Expense, and Deferred Outflows of Resources and Deferred Inflows of Resources Related to Pensions

The net pension liability was measured as of June 30, 2022, and the total pension liability used to calculate the net pension liability was determined by an actuarial valuation as of that date. The District's proportion of the net pension liability was based on the District's share of contributions to the pension plan relative to the contributions of all participating entities.

**CLYDE-GREEN SPRINGS EXEMPTED VILLAGE SCHOOL DISTRICT
SANDUSKY COUNTY**

NOTES TO THE BASIC FINANCIAL STATEMENTS
FOR THE FISCAL YEAR ENDED JUNE 30, 2023
(Continued)

Following is information related to the proportionate share and pension expense:

	<u>SERS</u>	<u>STRS</u>	<u>Total</u>
Proportion of the net pension liability prior measurement date	0.103059900%	0.091773262%	
Proportion of the net pension liability current measurement date	<u>0.099518800%</u>	<u>0.088398930%</u>	
Change in proportionate share	<u>-0.003541100%</u>	<u>-0.003374332%</u>	
Proportionate share of the net pension liability	\$ 5,382,751	\$ 19,651,193	\$ 25,033,944
Pension expense	\$ 417,268	\$ 2,224,985	\$ 2,642,253

At June 30, 2023, the District reported deferred outflows of resources and deferred inflows of resources related to pensions from the following sources:

	<u>SERS</u>	<u>STRS</u>	<u>Total</u>
Deferred outflows of resources			
Differences between expected and actual experience	\$ 218,006	\$ 251,562	\$ 469,568
Net difference between projected and actual earnings on pension plan investments	-	683,819	683,819
Changes of assumptions	53,113	2,351,657	2,404,770
Difference between employer contributions and proportionate share of contributions/ change in proportionate share	125,345	167,700	293,045
Contributions subsequent to the measurement date	<u>495,852</u>	<u>1,683,291</u>	<u>2,179,143</u>
Total deferred outflows of resources	<u>\$ 892,316</u>	<u>\$ 5,138,029</u>	<u>\$ 6,030,345</u>
	<u>SERS</u>	<u>STRS</u>	<u>Total</u>
Deferred inflows of resources			
Differences between expected and actual experience	\$ 35,337	\$ 75,172	\$ 110,509
Net difference between projected and actual earnings on pension plan investments	187,834	-	187,834
Changes of assumptions	-	1,770,122	1,770,122
Difference between employer contributions and proportionate share of contributions/ change in proportionate share	<u>136,683</u>	<u>602,744</u>	<u>739,427</u>
Total deferred inflows of resources	<u>\$ 359,854</u>	<u>\$ 2,448,038</u>	<u>\$ 2,807,892</u>

\$2,179,143 reported as deferred outflows of resources related to pension resulting from District contributions subsequent to the measurement date will be recognized as a reduction of the net pension liability in the fiscal year ending June 30, 2024.

**CLYDE-GREEN SPRINGS EXEMPTED VILLAGE SCHOOL DISTRICT
SANDUSKY COUNTY**

NOTES TO THE BASIC FINANCIAL STATEMENTS
FOR THE FISCAL YEAR ENDED JUNE 30, 2023
(Continued)

Other amounts reported as deferred outflows of resources and deferred inflows of resources related to pension will be recognized in pension expense as follows:

	SERS	STRS	Total
Fiscal Year Ending June 30:			
2024	\$ 25,524	\$ (659,047)	\$ (633,523)
2025	(45,043)	(814,441)	(859,484)
2026	(18,136)	(1,282,882)	(1,301,018)
2027	74,265	3,763,070	3,837,335
Total	\$ 36,610	\$ 1,006,700	\$ 1,043,310

Actuarial Assumptions - SERS

SERS' total pension liability was determined by their actuaries in accordance with GASB Statement No. 67, as part of their annual actuarial valuation for each defined benefit retirement plan. Actuarial valuations of an ongoing plan involve estimates of the value of reported amounts (e.g., salaries, credited service) and assumptions about the probability of occurrence of events far into the future (e.g., mortality, disabilities, retirements, employment termination). Actuarially determined amounts are subject to continual review and potential modifications, as actual results are compared with past expectations and new estimates are made about the future.

Projections of benefits for financial reporting purposes are based on the substantive plan (the plan as understood by the employers and plan members) and include the types of benefits provided at the time of each valuation and the historical pattern of sharing benefit costs between the employers and plan members to that point. The projection of benefits for financial reporting purposes does not explicitly incorporate the potential effects of legal or contractual funding limitations.

Actuarial calculations reflect a long-term perspective. For a newly hired employee, actuarial calculations will take into account the employee's entire career with the employer and also take into consideration the benefits, if any, paid to the employee after termination of employment until the death of the employee and any applicable contingent annuitant. In many cases actuarial calculations reflect several decades of service with the employer and the payment of benefits after termination.

THIS SPACE INTENTIONALLY LEFT BLANK

**CLYDE-GREEN SPRINGS EXEMPTED VILLAGE SCHOOL DISTRICT
SANDUSKY COUNTY**

NOTES TO THE BASIC FINANCIAL STATEMENTS
FOR THE FISCAL YEAR ENDED JUNE 30, 2023
(Continued)

Key methods and assumptions used in calculating the total pension liability in the latest actuarial valuation, prepared as of June 30, 2022, are presented below:

Wage inflation:	
Current measurement date	2.40%
Prior measurement date	2.40%
Future salary increases, including inflation:	
Current measurement date	3.25% to 13.58%
Prior measurement date	3.25% to 13.58%
COLA or ad hoc COLA:	
Current measurement date	2.00%
Prior measurement date	2.00%
Investment rate of return:	
Current measurement date	7.00% net of system expenses
Prior measurement date	7.00% net of system expenses
Discount rate:	
Current measurement date	7.00%
Prior measurement date	7.00%
Actuarial cost method	Entry age normal (level percent of payroll)

In 2022, mortality rates were based on the PUB-2010 General Employee Amount Weight Below Median Healthy Retiree mortality table projected to 2017 with ages set forward 1 year and adjusted 94.20% for males and set forward 2 years and adjusted 81.35% for females. Mortality among disabled members were based upon the PUB-2010 General Disabled Retiree mortality table projected to 2017 with ages set forward 5 years and adjusted 103.3% for males and set forward 3 years and adjusted 106.8% for females. Future improvement in mortality rates is reflected by applying the MP-2020 projection scale generationally.

In the prior measurement date, mortality rates were based on the PUB-2010 General Employee Amount Weight Below Median Healthy Retiree mortality table projected to 2017 with ages set forward 1 year and adjusted 94.20% for males and set forward 2 years and adjusted 81.35% for females. Mortality among disabled members were based upon the PUB-2010 General Disabled Retiree mortality table projected to 2017 with ages set forward 5 years and adjusted 103.3% for males and set forward 3 years and adjusted 106.8% for females. Future improvement in mortality rates is reflected by applying the MP-2020 projection scale generationally.

The most recent experience study was completed for the five-year period ended June 30, 2020.

The long-term return expectation for the Pension Plan Investments has been determined using a building-block approach and assumes a time horizon, as defined in SERS' *Statement of Investment Policy*. A forecasted rate of inflation serves as the baseline for the return expectation. Various real return premiums over the baseline inflation rate have been established for each asset class. The long-term expected nominal rate of return has been determined by calculating a weighted average of the expected real return premiums for each asset class, adding the projected inflation rate, and adding the expected return from rebalancing uncorrelated asset classes.

**CLYDE-GREEN SPRINGS EXEMPTED VILLAGE SCHOOL DISTRICT
SANDUSKY COUNTY**

NOTES TO THE BASIC FINANCIAL STATEMENTS
FOR THE FISCAL YEAR ENDED JUNE 30, 2023
(Continued)

The target allocation and best estimates of arithmetic real rates of return for each major asset class are summarized in the following table:

<u>Asset Class</u>	<u>Target Allocation</u>	<u>Long-Term Expected Real Rate of Return</u>
Cash	2.00 %	(0.45) %
US Equity	24.75	5.37
Non-US Equity Developed	13.50	6.22
Non-US Equity Emerging	6.75	8.22
Fixed Income/Global Bonds	19.00	1.20
Private Equity	11.00	10.05
Real Estate/Real Assets	16.00	4.87
Multi-Asset Strategy	4.00	3.39
Private Debt/Private Credit	3.00	5.38
Total	<u>100.00 %</u>	

Discount Rate - The total pension liability was calculated using the discount rate of 7.00%. The projection of cash flows used to determine the discount rate assumed the contributions from employers and from the members would be computed based on contribution requirements as stipulated by State statute. Projected inflows from investment earnings were calculated using the long-term assumed investment rate of return (7.00%). Based on those assumptions, the plan's fiduciary net position was projected to be available to make all future benefit payments of current plan members. Therefore, the long-term expected rate of return on pension plan investments was applied to all periods of projected benefits to determine the total pension liability.

Sensitivity of the District's Proportionate Share of the Net Pension Liability to Changes in the Discount Rate - Net pension liability is sensitive to changes in the discount rate, and to illustrate the potential impact the following table presents the net pension liability calculated using the discount rate of 7.00%, as well as what each plan's net pension liability would be if it were calculated using a discount rate that is one percentage point lower (6.00%), or one percentage point higher (8.00%) than the current rate.

	<u>1% Decrease</u>	<u>Current Discount Rate</u>	<u>1% Increase</u>
District's proportionate share of the net pension liability	\$ 7,923,152	\$ 5,382,751	\$ 3,242,497

Actuarial Assumptions - STRS

Key methods and assumptions used in the latest actuarial valuation, reflecting experience study results used in the June 30, 2022, actuarial valuation are presented below:

	<u>June 30, 2022</u>	<u>June 30, 2021</u>
Inflation	2.50%	2.50%
Projected salary increases	Varies by service from 2.50% to 8.50%	12.50% at age 20 to 2.50% at age 65
Investment rate of return	7.00%, net of investment expenses, including inflation	7.00%, net of investment expenses, including inflation
Discount rate of return	7.00%	7.00%
Payroll increases	3.00%	3.00%
Cost-of-living adjustments (COLA)	0.00%	0.00%

**CLYDE-GREEN SPRINGS EXEMPTED VILLAGE SCHOOL DISTRICT
SANDUSKY COUNTY**

NOTES TO THE BASIC FINANCIAL STATEMENTS
FOR THE FISCAL YEAR ENDED JUNE 30, 2023
(Continued)

For the June 30, 2022 actuarial valuation, post-retirement mortality rates are based on the Pub-2010 Teachers Healthy Annuitant Mortality Table, adjusted 110% for males, projected forward generationally using mortality improvement scale MP-2020. Pre-retirement mortality rates are based on Pub-2010 Teachers Employee Table adjusted 95% for females, projected forward generationally using mortality improvement scale MP-2020. Post-retirement disabled mortality rates are based on Pub-2010 Teachers Disable Annuitant Table projected forward generationally using mortality improvement scale MP-2020.

For the prior measurement date, post-retirement mortality rates are based on the RP-2014 Annuitant Mortality Tables with 50% of rates through age 69, 70% of rates between ages 70 and 79, 90% of rates between ages 80 and 84, and 100% of rates thereafter, projected forward generationally using mortality improvement scale MP-2016. Pre-retirement mortality rates are based on RP-2014 Employee Mortality Tables, projected forward generationally using mortality improvement scale MP-2016. Post-retirement disabled mortality rates are based on the RP-2014 Disabled Mortality Tables with 90% of rates for males and 100% of rates for females, projected forward generationally using mortality improvement scale MP-2016.

Actuarial assumptions used in the June 30, 2022 valuation are based on the results of an actuarial experience study for the period July 1, 2015 through June 30, 2021. An actuarial experience study is done on a quinquennial basis.

STRS Ohio’s investment consultant develops an estimate range for the investment return assumption based on the target allocation adopted by the Retirement Board. The target allocation and long-term expected rate of return for each major asset class are summarized as follows:

Asset Class	Target Allocation*	Long-Term Expected Real Rate of Return **
Domestic Equity	26.00 %	6.60 %
International Equity	22.00	6.80
Alternatives	19.00	7.38
Fixed Income	22.00	1.75
Real Estate	10.00	5.75
Liquidity Reserves	1.00	1.00
Total	100.00 %	

* Target allocation percentage is effective as of July 1, 2022. Target weights were phased in over a 3-month period concluding on October 1, 2022.

**10-Year annualized geometric nominal returns, which include the real rate of return and inflation of 2.25% and is net of investment expenses. Over a 30-year period, STRS Ohio’s investment consultant indicates that the above target allocations should generate a return above the actuarial rate of return, without net value added by management.

Discount Rate - The discount rate used to measure the total pension liability was 7.00% as of June 30, 2022. The projection of cash flows used to determine the discount rate assumes that member and employer contributions will be made at the statutory contribution rates in accordance with the rates described previously. For this purpose, only employer contributions that are intended to fund benefits of current plan members and their beneficiaries are included. Based on those assumptions, STRS Ohio’s fiduciary net position was projected to be available to make all projected future benefit payments to current plan members as of June 30, 2022. Therefore, the long-term expected rate of return on pension plan investments of 7.00% was applied to all periods of projected benefit payments to determine the total pension liability as of June 30, 2022.

Sensitivity of the District's Proportionate Share of the Net Pension Liability to Changes in the Discount Rate - The following table represents the net pension liability as of June 30, 2022, calculated using the current period discount rate assumption of 7.00%, as well as what the net pension liability would be if it were calculated using a discount rate that is one percentage point lower (6.00%) or one percentage point higher (8.00%) than the current assumption:

**CLYDE-GREEN SPRINGS EXEMPTED VILLAGE SCHOOL DISTRICT
SANDUSKY COUNTY**

NOTES TO THE BASIC FINANCIAL STATEMENTS
FOR THE FISCAL YEAR ENDED JUNE 30, 2023
(Continued)

	1% Decrease	Current Discount Rate	1% Increase
District's proportionate share of the net pension liability	\$ 29,685,799	\$ 19,651,193	\$ 11,165,024

Changes Between Measurement Date and Reporting Date - STRS approved a one-time 1.00% cost-of-living adjustment to eligible benefit recipients effective July 1, 2023. It is unknown what effect this change will have on the net pension liability.

NOTE 14 - DEFINED BENEFIT OPEB PLANS

Net OPEB Liability/Asset

See Note 13 for a description of the net OPEB liability (asset).

Plan Description - School Employees Retirement System (SERS)

Health Care Plan Description - The District contributes to the SERS Health Care Fund, administered by SERS for non-certificated retirees and their beneficiaries. For GASB 75 purposes, this plan is considered a cost-sharing other postemployment benefit (OPEB) plan. SERS' Health Care Plan provides healthcare benefits to eligible individuals receiving retirement, disability, and survivor benefits, and to their eligible dependents. Members who retire after June 1, 1986, need 10 years of service credit, exclusive of most types of purchased credit, to qualify to participate in SERS' health care coverage. In addition to age and service retirees, disability benefit recipients and beneficiaries who are receiving monthly benefits due to the death of a member or retiree, are eligible for SERS' health care coverage. Most retirees and dependents choosing SERS' health care coverage are over the age of 65 and therefore enrolled in a fully insured Medicare Advantage plan; however, SERS maintains a traditional, self-insured preferred provider organization for its non-Medicare retiree population. For both groups, SERS offers a self-insured prescription drug program. Health care is a benefit that is permitted, not mandated, by statute. The financial report of the Plan is included in the SERS Annual Comprehensive Financial Report which can be obtained on SERS' website at www.ohsers.org under Employers/Audit Resources.

Access to health care for retirees and beneficiaries is permitted in accordance with Section 3309 of the Ohio Revised Code. The Health Care Fund was established and is administered in accordance with Internal Revenue Code Section 105(e). SERS' Retirement Board reserves the right to change or discontinue any health plan or program. Active employee members do not contribute to the Health Care Plan. The SERS Retirement Board established the rules for the premiums paid by the retirees for health care coverage for themselves and their dependents or for their surviving beneficiaries. Premiums vary depending on the plan selected, qualified years of service, Medicare eligibility, and retirement status.

Funding Policy - State statute permits SERS to fund the health care benefits through employer contributions. Each year, after the allocation for statutorily required pensions and benefits, the Retirement Board may allocate the remainder of the employer contribution of 14% of covered payroll to the Health Care Fund in accordance with the funding policy. For the fiscal year ended June 30, 2023, SERS did not allocate any employer contributions to post-employment health care. An additional health care surcharge on employers is collected for employees earning less than an actuarially determined minimum compensation amount, pro-rated if less than a full year of service credit was earned. For fiscal year 2023, this amount was \$25,000. Statutes provide that no employer shall pay a health care surcharge greater than 2% of that employer's SERS-covered payroll; nor may SERS collect in aggregate more than 1.5% of the total statewide SERS-covered payroll for the health care surcharge. For fiscal year 2023, the District's surcharge obligation was \$68,950.

The surcharge added to the allocated portion of the 14% employer contribution rate is the total amount assigned to the Health Care Fund. The District's contractually required contribution to SERS was \$68,950 for fiscal year 2023. Of this amount, \$68,950 is reported as pension and postemployment benefit payable.

**CLYDE-GREEN SPRINGS EXEMPTED VILLAGE SCHOOL DISTRICT
SANDUSKY COUNTY**

NOTES TO THE BASIC FINANCIAL STATEMENTS
FOR THE FISCAL YEAR ENDED JUNE 30, 2023
(Continued)

Plan Description - State Teachers Retirement System (STRS)

Plan Description - The State Teachers Retirement System of Ohio (STRS) administers a cost-sharing Health Plan administered for eligible retirees who participated in the defined benefit or combined pension plans offered by STRS. Ohio law authorizes STRS to offer this plan. Benefits include hospitalization, physicians' fees, prescription drugs and partial reimbursement of monthly Medicare Part B premiums. The Medicare Part B monthly reimbursement elimination date was postponed indefinitely. The Plan is included in the report of STRS which can be obtained by visiting www.strsoh.org or by calling (888) 227-7877.

Funding Policy - Ohio Revised Code Chapter 3307 authorizes STRS to offer the Plan and gives the Retirement Board discretionary authority over how much, if any, of the health care costs will be absorbed by STRS. Active employee members do not contribute to the Health Care Plan. Nearly all health care plan enrollees, for the most recent year, pay a portion of the health care costs in the form of a monthly premium. Under Ohio law, funding for post-employment health care may be deducted from employer contributions, currently 14% of covered payroll. For the fiscal year ended June 30, 2023, STRS did not allocate any employer contributions to post-employment health care.

OPEB Liabilities/Assets, OPEB Expense, and Deferred Outflows of Resources and Deferred Inflows of Resources Related to OPEB

The net OPEB liability/asset was measured as of June 30, 2022, and the total OPEB liability/asset used to calculate the net OPEB liability/asset was determined by an actuarial valuation as of that date. The District's proportion of the net OPEB liability/asset was based on the District's share of contributions to the respective retirement systems relative to the contributions of all participating entities.

Following is information related to the proportionate share and OPEB expense:

	SERS	STRS	Total
Proportion of the net OPEB liability/asset prior measurement date	0.106463800%	0.091773262%	
Proportion of the net OPEB liability/asset current measurement date	<u>0.101725600%</u>	<u>0.088398930%</u>	
Change in proportionate share	<u>-0.004738200%</u>	<u>-0.003374332%</u>	
Proportionate share of the net OPEB liability	\$ 1,428,238	\$ -	\$ 1,428,238
Proportionate share of the net OPEB asset	\$ -	\$ (2,288,942)	\$ (2,288,942)
OPEB expense	\$ (75,562)	\$ (391,583)	\$ (467,145)

**CLYDE-GREEN SPRINGS EXEMPTED VILLAGE SCHOOL DISTRICT
SANDUSKY COUNTY**

NOTES TO THE BASIC FINANCIAL STATEMENTS
FOR THE FISCAL YEAR ENDED JUNE 30, 2023
(Continued)

At June 30, 2023, the District reported deferred outflows of resources and deferred inflows of resources related to OPEB from the following sources:

	SERS	STRS	Total
Deferred outflows of resources			
Differences between expected and actual experience	\$ 12,007	\$ 33,183	\$ 45,190
Net difference between projected and actual earnings on OPEB plan investments	7,426	39,844	47,270
Changes of assumptions	227,180	97,500	324,680
Difference between employer contributions and proportionate share of contributions/change in proportionate share	197,776	36,791	234,567
Contributions subsequent to the measurement date	68,950	-	68,950
Total deferred outflows of resources	<u>\$ 513,339</u>	<u>\$ 207,318</u>	<u>\$ 720,657</u>
	SERS	STRS	Total
Deferred inflows of resources			
Differences between expected and actual experience	\$ 913,603	\$ 343,756	\$ 1,257,359
Changes of assumptions	586,302	1,623,081	2,209,383
Difference between employer contributions and proportionate share of contributions/change in proportionate share	153,090	-	153,090
Total deferred inflows of resources	<u>\$ 1,652,995</u>	<u>\$ 1,966,837</u>	<u>\$ 3,619,832</u>

\$68,950 reported as deferred outflows of resources related to OPEB resulting from District contributions subsequent to the measurement date will be recognized as a reduction of the net OPEB liability/asset in the fiscal year ending June 30, 2024.

Other amounts reported as deferred outflows of resources and deferred inflows of resources related to OPEB will be recognized in OPEB expense as follows:

	SERS	STRS	Total
Fiscal Year Ending June 30:			
2024	\$ (265,238)	\$ (504,079)	\$ (769,317)
2025	(256,388)	(506,438)	(762,826)
2026	(224,882)	(243,811)	(468,693)
2027	(144,976)	(101,715)	(246,691)
2028	(109,064)	(133,300)	(242,364)
Thereafter	(208,058)	(270,176)	(478,234)
Total	<u>\$ (1,208,606)</u>	<u>\$ (1,759,519)</u>	<u>\$ (2,968,125)</u>

**CLYDE-GREEN SPRINGS EXEMPTED VILLAGE SCHOOL DISTRICT
SANDUSKY COUNTY**

NOTES TO THE BASIC FINANCIAL STATEMENTS
FOR THE FISCAL YEAR ENDED JUNE 30, 2023
(Continued)

Actuarial Assumptions - SERS

The total OPEB liability is determined by SERS' actuaries in accordance with GASB Statement No. 74, as part of their annual actuarial valuation for each retirement plan. Actuarial valuations of an ongoing plan involve estimates of the value of reported amounts (e.g., salaries, credited service) and assumptions about the probability of occurrence of events far into the future (e.g., mortality, disabilities, retirements, employment terminations). Actuarially determined amounts are subject to continual review and potential modifications, as actual results are compared with past expectations and new estimates are made about the future.

Projections of benefits for financial reporting purposes are based on the substantive plan (the plan as understood by the employers and plan members) and include the types of benefits provided at the time of each valuation and the historical pattern of sharing benefit costs between the employers and plan members to that point. The projection of benefits for financial reporting purposes does not explicitly incorporate the potential effects of legal or contractual funding limitations.

Actuarial calculations reflect a long-term perspective. For a newly hired employee, actuarial calculations will take into account the employee's entire career with the employer and also take into consideration the benefits, if any, paid to the employee after termination of employment until the death of the employee and any applicable contingent annuitant. In many cases, actuarial calculations reflect several decades of service with the employer and the payment of benefits after termination.

Key methods and assumptions used in calculating the total OPEB liability in the latest actuarial valuation date of June 30, 2022 are presented below:

Wage inflation:	
Current measurement date	2.40%
Prior measurement date	2.40%
Future salary increases, including inflation:	
Current measurement date	3.25% to 13.58%
Prior measurement date	3.25% to 13.58%
Investment rate of return:	
Current measurement date	7.00% net of investment expense, including inflation
Prior measurement date	7.00% net of investment expense, including inflation
Municipal bond index rate:	
Current measurement date	3.69%
Prior measurement date	1.92%
Single equivalent interest rate, net of plan investment expense, including price inflation:	
Current measurement date	4.08%
Prior measurement date	2.27%
Medical trend assumption:	
Current measurement date	7.00 to 4.40%
Prior measurement date	
Medicare	5.125 to 4.400%
Pre-Medicare	6.750 to 4.400%

**CLYDE-GREEN SPRINGS EXEMPTED VILLAGE SCHOOL DISTRICT
SANDUSKY COUNTY**

NOTES TO THE BASIC FINANCIAL STATEMENTS
FOR THE FISCAL YEAR ENDED JUNE 30, 2023
(Continued)

In 2022, mortality rates were based on the PUB-2010 General Employee Amount Weight Below Median Healthy Retiree mortality table projected to 2017 with ages set forward 1 year and adjusted 94.20% for males and set forward 2 years and adjusted 81.35% for females. Mortality among disabled members were based upon the PUB-2010 General Disabled Retiree mortality table projected to 2017 with ages set forward 5 years and adjusted 103.3% for males and set forward 3 years and adjusted 106.8% for females. Future improvement in mortality rates is reflected by applying the MP-2020 projection scale generationally.

In the prior measurement date, mortality rates were based on the PUB-2010 General Employee Amount Weighted Below Median Healthy Retiree mortality table projected to 2017 with ages set forward 1 year and adjusted 94.20% for males and set forward 2 years and adjusted 81.35% for females. Mortality among disabled members were based upon the PUB-2010 General Disabled Retiree mortality table projected to 2017 with ages set forward 5 years and adjusted 103.3% for males and set forward 3 years and adjusted 106.8% for females. Future improvement in mortality rates is reflected by applying the MP-2020 projection scale generationally.

The most recent experience study was completed for the five-year period ended June 30, 2020.

The long-term expected rate of return on plan assets is reviewed as part of the actuarial 5-year experience study. The most recent study covers fiscal years 2016 through 2020, and was adopted by the Board in 2021. Several factors are considered in evaluating the long-term rate of return assumption including long-term historical data, estimates inherent in current market data, and a long-normal distribution analysis in which best-estimate ranges of expected future real rates of return were developed by the investment consultant for each major asset class. These ranges were combined to produce the long-term expected rate of return, 7.00%, by weighting the expected future real rates of return by the target asset allocation percentage and then adding expected inflation. The capital market assumptions developed by the investment consultant are intended for use over a 10-year horizon and may not be useful in setting the long-term rate of return for funding pension plans which covers a longer timeframe. The assumption is intended to be a long-term assumption and is not expected to change absent a significant change in the asset allocation, a change in the inflation assumption, or a fundamental change in the market that alters expected returns in future years.

The target asset allocation and best estimates of arithmetic real rates of return for each major asset class are summarized as follows:

<u>Asset Class</u>	<u>Target Allocation</u>	<u>Long-Term Expected Real Rate of Return</u>
Cash	2.00 %	(0.45) %
US Equity	24.75	5.37
Non-US Equity Developed	13.50	6.22
Non-US Equity Emerging	6.75	8.22
Fixed Income/Global Bonds	19.00	1.20
Private Equity	11.00	10.05
Real Estate/Real Assets	16.00	4.87
Multi-Asset Strategy	4.00	3.39
Private Debt/Private Credit	3.00	5.38
Total	<u>100.00 %</u>	

**CLYDE-GREEN SPRINGS EXEMPTED VILLAGE SCHOOL DISTRICT
SANDUSKY COUNTY**

NOTES TO THE BASIC FINANCIAL STATEMENTS
FOR THE FISCAL YEAR ENDED JUNE 30, 2023
(Continued)

Discount Rate - The discount rate used to measure the total OPEB liability at June 30, 2022, was 4.08%. The discount rate used to measure total OPEB liability prior to June 30, 2022, was 2.27%. The projection of cash flows used to determine the discount rate assumed that contributions will be made from members and the System at the contribution rate of 1.50% of projected covered payroll each year, which includes a 1.50% payroll surcharge and no contributions from the basic benefits plan. Based on these assumptions, the OPEB plan's fiduciary net position was projected to become insufficient to make all projected future benefit payments of current System members by SERS actuaries. The Municipal Bond Index Rate is used in the determination of the SEIR for both the June 30, 2022 and the June 30, 2021 total OPEB liability. The Municipal Bond Index rate is the single rate that will generate a present value of benefit payments equal to the sum of the present value determined by the long-term expected rate of return, and the present value determined by discounting those benefits after the date of depletion. The Municipal Bond Index Rate is 3.69% at June 30, 2022 and 1.92% at June 30, 2021.

Sensitivity of the District's Proportionate Share of the Net OPEB Liability to Changes in the Discount Rate and Changes in the Health Care Cost Trend Rates - The net OPEB liability is sensitive to changes in the discount rate and the health care cost trend rate. The following table presents the net OPEB liability, what the net OPEB liability would be if it were calculated using a discount rate that is 1 percentage point lower (3.08%) and higher (5.08%) than the current discount rate (4.08%). Also shown is what the net OPEB liability would be based on health care cost trend rates that are 1 percentage point lower (6.00% decreasing to 3.40%) and higher (8.00% decreasing to 5.40%) than the current rate (7.00% decreasing to 4.40%).

	1% Decrease	Current Discount Rate	1% Increase
District's proportionate share of the net OPEB liability	\$ 1,773,893	1,428,238	\$ 1,149,200
	1% Decrease	Current Trend Rate	1% Increase
District's proportionate share of the net OPEB liability	\$ 1,101,428	\$ 1,428,238	\$ 1,855,105

THIS SPACE INTENTIONALLY LEFT BLANK

**CLYDE-GREEN SPRINGS EXEMPTED VILLAGE SCHOOL DISTRICT
SANDUSKY COUNTY**

NOTES TO THE BASIC FINANCIAL STATEMENTS
FOR THE FISCAL YEAR ENDED JUNE 30, 2023
(Continued)

Actuarial Assumptions - STRS

Key methods and assumptions used in the latest actuarial valuation, reflecting experience study results used in the June 30, 2022 actuarial valuation, compared with June 30, 2021 actuarial valuation, are presented below:

	June 30, 2022		June 30, 2021	
	Initial	Ultimate	Initial	Ultimate
Inflation	2.50%		2.50%	
Projected salary increases	Varies by service from 2.50% to 8.50%		12.50% at age 20 to 2.50% at age 65	
Investment rate of return	7.00%, net of investment expenses, including inflation		7.00%, net of investment expenses, including inflation	
Payroll increases	3.00%		3.00%	
Cost-of-living adjustments (COLA)	0.00%		0.00%	
Discount rate of return	7.00%		7.00%	
Blended discount rate of return	N/A		N/A	
Health care cost trends				
Medical				
Pre-Medicare	7.50%	3.94%	5.00%	4.00%
Medicare	-68.78%	3.94%	-16.18%	4.00%
Prescription Drug				
Pre-Medicare	9.00%	3.94%	6.50%	4.00%
Medicare	-5.47%	3.94%	29.98%	4.00%

Projections of benefits include the historical pattern of sharing benefit costs between the employers and retired plan members.

For the June 30, 2022 actuarial valuation, for healthy retirees the post-retirement mortality rates are based on the Pub-2010 Teachers Healthy Annuitant Mortality Table, adjusted 110% for males, projected forward generationally using mortality improvement scale MP-2020; pre-retirement mortality rates are based on Pub-2010 Teachers Employee Table adjusted 95% for females, projected forward generationally using mortality improvement scale MP-2020. For disabled retirees, mortality rates are based on the Pub-2010 Teachers Disabled Annuitant Table projected forward generationally using mortality improvement scale MP-2020.

For the prior measurement date, for healthy retirees the mortality rates are based on the RP-2014 Annuitant Mortality Tables with 50% of rates through age 69, 70% of rates between ages 70 and 79, 90% of rates between ages 80 and 84, and 100% of rates thereafter, projected forward generationally using mortality improvement scale MP-2016. For disabled retirees, mortality rates are based on the RP-2014 Disabled Mortality Tables with 90% of rates for males and 100% of rates for females, projected forward generationally using mortality improvement scale MP-2016.

Actuarial assumptions used in the June 30, 2022 valuation are based on the results of an actuarial experience study for the period July 1, 2015 through June 30, 2021. An actuarial experience study is done on a quinquennial basis.

Assumption Changes Since the Prior Measurement Date - The discount rate remained unchanged at 7.00% for the June 30, 2022 valuation.

**CLYDE-GREEN SPRINGS EXEMPTED VILLAGE SCHOOL DISTRICT
SANDUSKY COUNTY**

NOTES TO THE BASIC FINANCIAL STATEMENTS
FOR THE FISCAL YEAR ENDED JUNE 30, 2023
(Continued)

Benefit Term Changes Since the Prior Measurement Date - Salary increase rates were updated based on the actuarial experience study for the period July 1, 2015 through June 30, 2021 and were changed from age based to service based.

STRS' investment consultant develops an estimate range for the investment return assumption based on the target allocation adopted by the Retirement Board. The target allocation and long-term expected rate of return for each major asset class are summarized as follows:

<u>Asset Class</u>	<u>Target Allocation*</u>	<u>Long-Term Expected Real Rate of Return **</u>
Domestic Equity	26.00 %	6.60 %
International Equity	22.00	6.80
Alternatives	19.00	7.38
Fixed Income	22.00	1.75
Real Estate	10.00	5.75
Liquidity Reserves	<u>1.00</u>	1.00
Total	<u>100.00 %</u>	

* Target allocation percentage is effective as of July 1, 2022. Target weights were phased in over a 3-month period concluding on October 1, 2022.

**10-Year annualized geometric nominal returns, which include the real rate of return and inflation of 2.25% and is net of investment expenses. Over a 30-year period, STRS Ohio's investment consultant indicates that the above target allocations should generate a return above the actuarial rate of return, without net value added by management.

Discount Rate - The discount rate used to measure the total OPEB liability was 7.00% as of June 30, 2022. The projection of cash flows used to determine the discount rate assumed STRS Ohio continues to allocate no employer contributions to the health care fund. Based on those assumptions, the OPEB plan's fiduciary net position was projected to be available to make all projected future benefit payments to current plan members as of June 30, 2022. Therefore, the long-term expected rate of return on health care fund investments of 7.00% was applied to all periods of projected health care costs to determine the total OPEB liability as of June 30, 2022.

Sensitivity of the District's Proportionate Share of the Net OPEB Asset to Changes in the Discount and Health Care Cost Trend Rate - The following table represents the net OPEB asset as of June 30, 2022, calculated using the current period discount rate assumption of 7.00%, as well as what the net OPEB asset would be if it were calculated using a discount rate that is one percentage point lower (6.00%) or one percentage point higher (8.00%) than the current assumption. Also shown is the net OPEB asset as if it were calculated using health care cost trend rates that are one percentage point lower or one percentage point higher than the current health care cost trend rates.

	<u>1% Decrease</u>	<u>Current Discount Rate</u>	<u>1% Increase</u>
	District's proportionate share of the net OPEB asset	\$ 2,119,603	\$ 2,288,942
	<u>1% Decrease</u>	<u>Current Trend Rate</u>	<u>1% Increase</u>
District's proportionate share of the net OPEB asset	\$ 2,374,190	\$ 2,288,942	\$ 2,181,338

**CLYDE-GREEN SPRINGS EXEMPTED VILLAGE SCHOOL DISTRICT
SANDUSKY COUNTY**

NOTES TO THE BASIC FINANCIAL STATEMENTS
FOR THE FISCAL YEAR ENDED JUNE 30, 2023
(Continued)

NOTE 15 - BUDGETARY BASIS OF ACCOUNTING

While reporting financial position, results of operations, and changes in fund balance on the basis of generally accepted accounting principles (GAAP), the budgetary basis as provided by law is based upon accounting for certain transactions on a basis of cash receipts and disbursements.

The statement of revenue, expenditures and changes in fund balance - budget and actual (non-GAAP budgetary basis) presented for the General fund is presented on the budgetary basis to provide a meaningful comparison of actual results with the budget. The major differences between the budget basis and the GAAP basis are that:

- (a) Revenues and other financing sources are recorded when received in cash (budget basis) as opposed to when susceptible to accrual (GAAP basis);
- (b) Expenditures and other financing uses are recorded when paid in cash (budget basis) as opposed to when the liability is incurred (GAAP basis);
- (c) In order to determine compliance with Ohio law, and to reserve that portion of the applicable appropriation, total outstanding encumbrances (budget basis) are recorded as the equivalent of an expenditure, as opposed to assigned or committed fund balance for that portion of outstanding encumbrances not already recognized as an account payable (GAAP basis);
- (d) Some funds are included in the General fund (GAAP basis), but have separate legally adopted budgets (budget basis); and,
- (e) Investments are reported at fair value (GAAP basis) as opposed to cost (budget basis).

The adjustments necessary to convert the results of operations for the year on the budget basis to the GAAP basis for the General fund is as follows:

Net Change in Fund Balance

	<u>General fund</u>
Budget basis	\$ 948,773
Net adjustment for revenue accruals	(579,713)
Net adjustment for expenditure accruals	(398,878)
Net adjustment for other sources/uses	481,106
Funds budgeted elsewhere	(97,276)
Adjustment for encumbrances	492,165
GAAP basis	\$ 846,177

Certain funds that are legally budgeted in separate special revenue funds are considered part of the General fund on a GAAP basis. This includes the Special Trust fund, Public School Support fund, Unclaimed Money fund, and Termination Benefits fund.

**CLYDE-GREEN SPRINGS EXEMPTED VILLAGE SCHOOL DISTRICT
SANDUSKY COUNTY**

NOTES TO THE BASIC FINANCIAL STATEMENTS
FOR THE FISCAL YEAR ENDED JUNE 30, 2023
(Continued)

NOTE 16 - CONTINGENCIES

A. Grants

The District received financial assistance from federal and State agencies in the form of grants. The expenditure of funds received under these programs generally requires compliance with terms and conditions specified in the grant agreements and are subject to audit by the grantor agencies. Any disallowed claims resulting from such audits could become a liability of the General fund or other applicable funds. However, the effect of any such disallowed claims on the overall financial position of the District at June 30, 2023, if applicable, cannot be determined at this time.

B. Litigation

The District is not a party to legal proceedings that would have a material effect on the financial condition of the District.

C. Foundation Funding

Foundation funding is based on the annualized full-time equivalent (FTE) enrollment of each student. Traditional districts must comply with minimum hours of instruction, instead of a minimum number of school days each year. The funding formula the Ohio Department of Education (ODE) is legislatively required to follow will continue to adjust as enrollment information is updated by the District, which can extend past the fiscal year-end. As of the date of this report, ODE adjustments for fiscal year 2023 have been finalized and resulted in an immaterial payable to ODE in the amount of \$1,916.

NOTE 17 - SET-ASIDES

The District is required by State law to annually set-aside certain General fund revenue amounts, as defined by statutory formula, for the acquisition and construction of capital improvements. Amounts not spent by the end of the fiscal year or offset by similarly restricted resources received during the year must be held in cash at fiscal year-end. This amount must be carried forward to be used for the same purpose in future years. Expenditures exceeding the set-aside requirement may not be carried forward to the next fiscal year.

The following cash basis information describes the change in the fiscal year-end set-aside amounts for capital improvements. Disclosure of this information is required by State statute.

	<u>Capital Improvements</u>
Set-aside reserve balance June 30, 2022	\$ -
Current year set-aside requirement	442,492
Current year offsets	(348,495)
Prior year offset from bond proceeds	<u>(93,997)</u>
Total	<u>\$ -</u>
Balance carried forward to fiscal year 2024	<u>\$ -</u>
Set-aside reserve balance June 30, 2023	<u>\$ -</u>

During fiscal year 2008, the District issued \$21,299,988 in capital related school improvement bonds. These proceeds may be used to reduce the capital improvements set-aside amount for future years. The amount presented for prior year offset from bond proceeds is limited to an amount needed to reduce the capital improvements set-aside balance to \$0. The District is responsible for tracking the amount of bond proceeds that may be used as an offset in future periods, which was \$20,477,202 at June 30, 2023.

**CLYDE-GREEN SPRINGS EXEMPTED VILLAGE SCHOOL DISTRICT
SANDUSKY COUNTY**

NOTES TO THE BASIC FINANCIAL STATEMENTS
FOR THE FISCAL YEAR ENDED JUNE 30, 2023
(Continued)

NOTE 18 - OTHER COMMITMENTS

The District utilizes encumbrance accounting as part of its budgetary controls. Encumbrances outstanding at year end may be reported as part of restricted, committed, or assigned classifications of fund balance. At year end, the District's commitments for encumbrances in the governmental funds, net of any amounts reduced by liabilities, were as follows:

<u>Fund</u>	<u>Year-End Encumbrances</u>
General	\$ 323,874
Nonmajor governmental	<u>918,314</u>
Total	<u>\$ 1,242,188</u>

NOTE 19 - TAX ABATEMENTS

The City of Clyde provides tax abatements through Enterprise Zone agreements. Under the agreements, various businesses receive the abatement of property taxes in exchange for bringing jobs and economic development to the City. The agreements affect the property tax receipts collected and distributed to the District. Under the agreements, the District's property taxes were reduced by \$226,030 during fiscal year 2023. The District received \$43,998 as compensation for the foregone taxes, which is recorded as payment in lieu of taxes revenue in the General fund.

This page intentionally left blank.

**CLYDE-GREEN SPRINGS EXEMPTED VILLAGE SCHOOL DISTRICT
SANDUSKY COUNTY**

SCHEDULES OF REQUIRED SUPPLEMENTARY INFORMATION

SCHEDULE OF THE DISTRICT'S PROPORTIONATE SHARE OF
THE NET PENSION LIABILITY
SCHOOL EMPLOYEES RETIREMENT SYSTEM (SERS) OF OHIO

LAST TEN FISCAL YEARS

	<u>2023</u>	<u>2022</u>	<u>2021</u>	<u>2020</u>
District's proportion of the net pension liability	0.09951880%	0.10305990%	0.09468890%	0.09485150%
District's proportionate share of the net pension liability	\$ 5,382,751	\$ 3,802,611	\$ 6,262,923	\$ 5,675,132
District's covered payroll	\$ 3,673,857	\$ 3,796,064	\$ 3,337,986	\$ 3,238,867
District's proportionate share of the net pension liability as a percentage of its covered payroll	146.51%	100.17%	187.63%	175.22%
Plan fiduciary net position as a percentage of the total pension liability	75.82%	82.86%	68.55%	70.85%

Amounts presented for each fiscal year were determined as of the District's measurement date which is the prior year-end.

SEE ACCOMPANYING NOTES TO THE REQUIRED SUPPLEMENTARY INFORMATION

2019	2018	2017	2016	2015	2014
0.09270160%	0.09486790%	0.09133920%	0.09096480%	0.08787900%	0.08787900%
\$ 5,309,192	\$ 5,668,147	\$ 6,685,187	\$ 5,190,540	\$ 4,447,506	\$ 5,225,882
\$ 3,160,437	\$ 3,046,843	\$ 2,838,107	\$ 2,738,513	\$ 2,553,586	\$ 2,562,803
167.99%	186.03%	235.55%	189.54%	174.17%	203.91%
71.36%	69.50%	62.98%	69.16%	71.70%	65.52%

**CLYDE-GREEN SPRINGS EXEMPTED VILLAGE SCHOOL DISTRICT
SANDUSKY COUNTY**

SCHEDULES OF REQUIRED SUPPLEMENTARY INFORMATION

SCHEDULE OF THE DISTRICT'S PROPORTIONATE SHARE OF
THE NET PENSION LIABILITY
STATE TEACHERS RETIREMENT SYSTEM (STRS) OF OHIO

LAST TEN FISCAL YEARS

	<u>2023</u>	<u>2022</u>	<u>2021</u>	<u>2020</u>
District's proportion of the net pension liability	0.088398930%	0.091773262%	0.090630120%	0.090551530%
District's proportionate share of the net pension liability	\$ 19,651,193	\$ 11,734,036	\$ 21,929,264	\$ 20,024,927
District's covered payroll	\$ 11,342,421	\$ 11,564,364	\$ 11,049,236	\$ 10,626,100
District's proportionate share of the net pension liability as a percentage of its covered payroll	173.25%	101.47%	198.47%	188.45%
Plan fiduciary net position as a percentage of the total pension liability	78.88%	87.78%	75.48%	77.40%

Amounts presented for each fiscal year were determined as of the District's measurement date which is the prior year-end.

SEE ACCOMPANYING NOTES TO THE REQUIRED SUPPLEMENTARY INFORMATION

2019	2018	2017	2016	2015	2014
0.089233080%	0.087595750%	0.086241440%	0.084334370%	0.084496230%	0.084496230%
\$ 19,620,351	\$ 20,808,558	\$ 28,867,610	\$ 23,307,553	\$ 20,552,407	\$ 24,481,893
\$ 10,262,157	\$ 9,639,564	\$ 9,144,486	\$ 8,886,121	\$ 8,633,177	\$ 8,864,831
191.19%	215.87%	315.68%	262.29%	238.06%	276.17%
77.31%	75.30%	66.80%	72.10%	74.70%	69.30%

**CLYDE-GREEN SPRINGS EXEMPTED VILLAGE SCHOOL DISTRICT
SANDUSKY COUNTY**

SCHEDULES OF REQUIRED SUPPLEMENTARY INFORMATION

SCHEDULE OF DISTRICT PENSION CONTRIBUTIONS
SCHOOL EMPLOYEES RETIREMENT SYSTEM (SERS) OF OHIO

	LAST TEN FISCAL YEARS			
	<u>2023</u>	<u>2022</u>	<u>2021</u>	<u>2020</u>
Contractually required contribution	\$ 495,852	\$ 514,340	\$ 531,449	\$ 467,318
Contributions in relation to the contractually required contribution	<u>(495,852)</u>	<u>(514,340)</u>	<u>(531,449)</u>	<u>(467,318)</u>
Contribution deficiency (excess)	<u>\$ -</u>	<u>\$ -</u>	<u>\$ -</u>	<u>\$ -</u>
District's covered payroll	\$ 3,541,800	\$ 3,673,857	\$ 3,796,064	\$ 3,337,986
Contributions as a percentage of covered payroll	14.00%	14.00%	14.00%	14.00%

SEE ACCOMPANYING NOTES TO THE REQUIRED SUPPLEMENTARY INFORMATION

2019	2018	2017	2016	2015	2014
\$ 437,247	\$ 426,659	\$ 426,558	\$ 397,335	\$ 360,936	\$ 353,927
<u>(437,247)</u>	<u>(426,659)</u>	<u>(426,558)</u>	<u>(397,335)</u>	<u>(360,936)</u>	<u>(353,927)</u>
<u>\$ -</u>	<u>\$ -</u>	<u>\$ -</u>	<u>\$ -</u>	<u>\$ -</u>	<u>\$ -</u>
\$ 3,238,867	\$ 3,160,437	\$ 3,046,843	\$ 2,838,107	\$ 2,738,513	\$ 2,553,586
13.50%	13.50%	14.00%	14.00%	13.18%	13.86%

**CLYDE-GREEN SPRINGS EXEMPTED VILLAGE SCHOOL DISTRICT
SANDUSKY COUNTY**

SCHEDULES OF REQUIRED SUPPLEMENTARY INFORMATION

SCHEDULE OF DISTRICT PENSION CONTRIBUTIONS
STATE TEACHERS RETIREMENT SYSTEM (STRS) OF OHIO

	LAST TEN FISCAL YEARS			
	<u>2023</u>	<u>2022</u>	<u>2021</u>	<u>2020</u>
Contractually required contribution	\$ 1,683,291	\$ 1,587,939	\$ 1,619,011	\$ 1,546,893
Contributions in relation to the contractually required contribution	<u>(1,683,291)</u>	<u>(1,587,939)</u>	<u>(1,619,011)</u>	<u>(1,546,893)</u>
Contribution deficiency (excess)	<u>\$ -</u>	<u>\$ -</u>	<u>\$ -</u>	<u>\$ -</u>
District's covered payroll	\$ 12,023,507	\$ 11,342,421	\$ 11,564,364	\$ 11,049,236
Contributions as a percentage of covered payroll	14.00%	14.00%	14.00%	14.00%

SEE ACCOMPANYING NOTES TO THE REQUIRED SUPPLEMENTARY INFORMATION

<u>2019</u>	<u>2018</u>	<u>2017</u>	<u>2016</u>	<u>2015</u>	<u>2014</u>
\$ 1,487,654	\$ 1,436,702	\$ 1,349,539	\$ 1,280,228	\$ 1,244,057	\$ 1,122,313
<u>(1,487,654)</u>	<u>(1,436,702)</u>	<u>(1,349,539)</u>	<u>(1,280,228)</u>	<u>(1,244,057)</u>	<u>(1,122,313)</u>
<u>\$ -</u>	<u>\$ -</u>	<u>\$ -</u>	<u>\$ -</u>	<u>\$ -</u>	<u>\$ -</u>
\$ 10,626,100	\$ 10,262,157	\$ 9,639,564	\$ 9,144,486	\$ 8,886,121	\$ 8,633,177
14.00%	14.00%	14.00%	14.00%	14.00%	13.00%

**CLYDE-GREEN SPRINGS EXEMPTED VILLAGE SCHOOL DISTRICT
SANDUSKY COUNTY**

SCHEDULES OF REQUIRED SUPPLEMENTARY INFORMATION

SCHEDULE OF THE DISTRICT'S PROPORTIONATE SHARE OF
THE NET OPEB LIABILITY
SCHOOL EMPLOYEES RETIREMENT SYSTEM (SERS) OF OHIO

LAST SEVEN FISCAL YEARS

	<u>2023</u>	<u>2022</u>	<u>2021</u>	<u>2020</u>
District's proportion of the net OPEB liability	0.10172560%	0.10646380%	0.09866370%	0.09734680%
District's proportionate share of the net OPEB liability	\$ 1,428,238	\$ 2,014,915	\$ 2,144,285	\$ 2,448,067
District's covered payroll	\$ 3,673,857	\$ 3,796,064	\$ 3,337,986	\$ 3,238,867
District's proportionate share of the net OPEB liability as a percentage of its covered payroll	38.88%	53.08%	64.24%	75.58%
Plan fiduciary net position as a percentage of the total OPEB liability	30.34%	24.08%	18.17%	15.57%

Note: Information prior to 2017 was unavailable. Schedule is intended to show information for 10 years. Additional years will be displayed as they become available.

Amounts presented for each fiscal year were determined as of the District's measurement date which is the prior year-end.

SEE ACCOMPANYING NOTES TO THE REQUIRED SUPPLEMENTARY INFORMATION

<u>2019</u>	<u>2018</u>	<u>2017</u>
0.09434030%	0.09582710%	0.09223957%
\$ 2,617,255	\$ 2,571,748	\$ 2,629,169
\$ 3,160,437	\$ 3,046,843	\$ 2,838,107
82.81%	84.41%	92.64%
13.57%	12.46%	11.49%

**CLYDE-GREEN SPRINGS EXEMPTED VILLAGE SCHOOL DISTRICT
SANDUSKY COUNTY**

SCHEDULES OF REQUIRED SUPPLEMENTARY INFORMATION

SCHEDULE OF THE DISTRICT'S PROPORTIONATE SHARE OF
THE NET OPEB LIABILITY/ASSET
STATE TEACHERS RETIREMENT SYSTEM (STRS) OF OHIO

LAST SEVEN FISCAL YEARS

	<u>2023</u>	<u>2022</u>	<u>2021</u>	<u>2020</u>
District's proportion of the net OPEB liability/asset	0.088398930%	0.091773262%	0.090630120%	0.090551530%
District's proportionate share of the net OPEB liability/(asset)	\$ (2,288,942)	\$ (1,934,964)	\$ (1,592,824)	\$ (1,499,750)
District's covered payroll	\$ 11,342,421	\$ 11,564,364	\$ 11,049,236	\$ 10,626,100
District's proportionate share of the net OPEB liability/asset as a percentage of its covered payroll	20.18%	16.73%	14.42%	14.11%
Plan fiduciary net position as a percentage of the total OPEB liability/asset	230.73%	174.73%	182.10%	174.70%

Note: Information prior to 2017 was unavailable. Schedule is intended to show information for 10 years. Additional years will be displayed as they become available.

Amounts presented for each fiscal year were determined as of the District's measurement date which is the prior year-end.

SEE ACCOMPANYING NOTES TO THE REQUIRED SUPPLEMENTARY INFORMATION

<u>2019</u>	<u>2018</u>	<u>2017</u>
0.089233080%	0.087595750%	0.086241440%
\$ (1,433,884)	\$ 3,417,663	\$ 4,612,215
\$ 10,262,157	\$ 9,639,564	\$ 9,144,486
13.97%	35.45%	50.44%
176.00%	47.10%	37.33%

**CLYDE-GREEN SPRINGS EXEMPTED VILLAGE SCHOOL DISTRICT
SANDUSKY COUNTY**

SCHEDULES OF REQUIRED SUPPLEMENTARY INFORMATION

SCHEDULE OF DISTRICT OPEB CONTRIBUTIONS
SCHOOL EMPLOYEES RETIREMENT SYSTEM (SERS) OF OHIO

LAST TEN FISCAL YEARS

	<u>2023</u>	<u>2022</u>	<u>2021</u>	<u>2020</u>
Contractually required contribution	\$ 68,950	\$ 66,262	\$ 69,297	\$ 65,300
Contributions in relation to the contractually required contribution	<u>(68,950)</u>	<u>(66,262)</u>	<u>(69,297)</u>	<u>(65,300)</u>
Contribution deficiency (excess)	<u>\$ -</u>	<u>\$ -</u>	<u>\$ -</u>	<u>\$ -</u>
District's covered payroll	\$ 3,541,800	\$ 3,673,857	\$ 3,796,064	\$ 3,337,986
Contributions as a percentage of covered payroll	1.95%	1.80%	1.83%	1.96%

SEE ACCOMPANYING NOTES TO THE REQUIRED SUPPLEMENTARY INFORMATION

<u>2019</u>	<u>2018</u>	<u>2017</u>	<u>2016</u>	<u>2015</u>	<u>2014</u>
\$ 76,280	\$ 68,077	\$ 50,184	\$ 45,289	\$ 67,042	\$ 47,466
<u>(76,280)</u>	<u>(68,077)</u>	<u>(50,184)</u>	<u>(45,289)</u>	<u>(67,042)</u>	<u>(47,466)</u>
<u>\$ -</u>	<u>\$ -</u>	<u>\$ -</u>	<u>\$ -</u>	<u>\$ -</u>	<u>\$ -</u>
\$ 3,238,867	\$ 3,160,437	\$ 3,046,843	\$ 2,838,107	\$ 2,738,513	\$ 2,553,586
2.36%	2.15%	1.65%	1.60%	2.45%	1.86%

**CLYDE-GREEN SPRINGS EXEMPTED VILLAGE SCHOOL DISTRICT
SANDUSKY COUNTY**

SCHEDULES OF REQUIRED SUPPLEMENTARY INFORMATION

SCHEDULE OF DISTRICT OPEB CONTRIBUTIONS
STATE TEACHERS RETIREMENT SYSTEM (STRS) OF OHIO

	LAST TEN FISCAL YEARS			
	<u>2023</u>	<u>2022</u>	<u>2021</u>	<u>2020</u>
Contractually required contribution	\$ -	\$ -	\$ -	\$ -
Contributions in relation to the contractually required contribution	<u>-</u>	<u>-</u>	<u>-</u>	<u>-</u>
Contribution deficiency (excess)	<u>\$ -</u>	<u>\$ -</u>	<u>\$ -</u>	<u>\$ -</u>
District's covered payroll	\$ 12,023,507	\$ 11,342,421	\$ 11,564,364	\$ 11,049,236
Contributions as a percentage of covered payroll	0.00%	0.00%	0.00%	0.00%

SEE ACCOMPANYING NOTES TO THE REQUIRED SUPPLEMENTARY INFORMATION

<u>2019</u>	<u>2018</u>	<u>2017</u>	<u>2016</u>	<u>2015</u>	<u>2014</u>
\$ -	\$ -	\$ -	\$ -	\$ -	\$ 89,191
-	-	-	-	-	(89,191)
<u>\$ -</u>	<u>\$ -</u>	<u>\$ -</u>	<u>\$ -</u>	<u>\$ -</u>	<u>\$ -</u>
\$ 10,626,100	\$ 10,262,157	\$ 9,639,564	\$ 9,144,486	\$ 8,886,121	\$ 8,633,177
0.00%	0.00%	0.00%	0.00%	0.00%	1.00%

**CLYDE-GREEN SPRINGS EXEMPTED VILLAGE SCHOOL DISTRICT
SANDUSKY COUNTY**

NOTES TO THE REQUIRED SUPPLEMENTARY INFORMATION
FOR THE FISCAL YEAR ENDED JUNE 30, 2023

PENSION

SCHOOL EMPLOYEES RETIREMENT SYSTEM (SERS) OF OHIO

Changes in benefit terms :

- There were no changes in benefit terms from the amounts reported for fiscal year 2014.
- There were no changes in benefit terms from the amounts reported for fiscal year 2015.
- There were no changes in benefit terms from the amounts reported for fiscal year 2016.
- There were no changes in benefit terms from the amounts reported for fiscal year 2017.
- For fiscal year 2018, SERS changed from a fixed 3% annual increase to a Cost of Living Adjustment (COLA) based on the changes in the Consumer Price Index (CPI-W), with a cap of 2.5% and a floor of 0%.
- For fiscal year 2019, with the authority granted the Board under Senate Bill 8, the Board has enacted a three year COLA delay for future benefit recipients commencing benefits on or after April 1, 2018.
- There were no changes in benefit terms from the amounts previously reported for fiscal year 2020.
- There were no changes in benefit terms from the amounts previously reported for fiscal year 2021.
- For fiscal year 2022, SERS changed from a Cost of Living Adjustment (COLA) of 2.5% to 2.0%.
- There were no changes in benefit terms from the amounts reported for fiscal year 2023.

Changes in assumptions :

- There were no changes in methods and assumptions used in the calculation of actuarial determined contributions for fiscal year 2014.
- There were no changes in methods and assumptions used in the calculation of actuarial determined contributions for fiscal year 2015.
- There were no changes in methods and assumptions used in the calculation of actuarial determined contributions for fiscal year 2016.
- For fiscal year 2017, the following changes of assumptions affected the total pension liability since the prior measurement date: (a) the assumed rate of inflation was reduced from 3.25% to 3.00%, (b) payroll growth assumption was reduced from 4.00% to 3.50%, (c) assumed real wage growth was reduced from 0.75% to 0.50%, (d) rates of withdrawal, retirement and disability were updated to reflect recent experience, (e) mortality among active members was updated to RP-2014 Blue Collar Mortality Table with fully generational projection and a five year age set-back for both males and females, (f) mortality among service retired members and beneficiaries was updated to the following RP-2014 Blue Collar Mortality Table with fully generational projection with Scale BB, 120% of male rates and 110% of female rates, (g) mortality among disabled members was updated to RP-2000 Disabled Mortality Table, 90% for male rates and 100% for female rates, set back five years is used for the period after disability retirement and (h) the discount rate was reduced from 7.75% to 7.50%.
- There were no changes in methods and assumptions used in the calculation of actuarial determined contributions for fiscal year 2018.
- There were no changes in methods and assumptions used in the calculation of actuarial determined contributions for fiscal year 2019.
- There were no changes in methods and assumptions used in the calculation of actuarial determined contributions for fiscal year 2020.
- There were no changes in methods and assumptions used in the calculation of actuarial determined contributions for fiscal year 2021.
- For fiscal year 2022, the following changes of assumptions affected the total pension liability since the prior measurement date: (a) wage inflation decreased from 3.00% to 2.40%, (b) future salary increases changed from 3.50%-18.20% to 3.25%-13.58%, (c) investment rate of return decreased from 7.50% to 7.00%, (d) discount rate decreased from 7.50% to 7.00% and (e) mortality tables changed from the RP-2014 Blue Collar mortality table to the PUB-2010 General Employee Amount Weighted Below Median Healthy Retiree mortality table.
- There were no changes in methods and assumptions used in the calculation of actuarial determined contributions for fiscal year 2023.

(Continued)

**CLYDE-GREEN SPRINGS EXEMPTED VILLAGE SCHOOL DISTRICT
SANDUSKY COUNTY**

NOTES TO THE REQUIRED SUPPLEMENTARY INFORMATION (CONTINUED)
FOR THE FISCAL YEAR ENDED JUNE 30, 2023

PENSION (CONTINUED)

STATE TEACHERS RETIREMENT SYSTEM (STRS) OF OHIO

Changes in benefit terms :

- There were no changes in benefit terms from the amounts reported for fiscal year 2014.
- There were no changes in benefit terms from the amounts reported for fiscal year 2015.
- There were no changes in benefit terms from the amounts reported for fiscal year 2016.
- There were no changes in benefit terms from the amounts reported for fiscal year 2017.
- For fiscal year 2018, STRS decreased the Cost of Living Adjustment (COLA) to zero.
- There were no changes in benefit terms from amounts previously reported for fiscal year 2019.
- There were no changes in benefit terms from amounts previously reported for fiscal year 2020.
- There were no changes in benefit terms from amounts previously reported for fiscal year 2021.
- There were no changes in benefit terms from amounts previously reported for fiscal year 2022.
- There were no changes in benefit terms from amounts previously reported for fiscal year 2023.

Changes in assumptions :

- There were no changes in methods and assumptions used in the calculation of actuarial determined contributions for fiscal year 2014.
- There were no changes in methods and assumptions used in the calculation of actuarial determined contributions for fiscal year 2015.
- There were no changes in methods and assumptions used in the calculation of actuarial determined contributions for fiscal year 2016.
- There were no changes in methods and assumptions used in the calculation of actuarial determined contributions for fiscal year 2017.
- For fiscal year 2018, the following changes of assumption affected the total pension liability since the prior measurement date: (a) the long-term expected rate of return was reduced from 7.75% to 7.45%, (b) the inflation assumption was lowered from 2.75% to 2.50%, (c) the payroll growth assumption was lowered to 3.00%, (d) total salary increases rate was lowered by decreasing the merit component of the individual salary increases, in addition to a decrease of 0.25% due to lower inflation, (e) the healthy and disabled mortality assumptions were updated to the RP-2014 mortality tables with generational improvement scale MP-2016 and (f) rates of retirement, termination and disability were modified to better reflect anticipated future experience.
- There were no changes in methods and assumptions used in the calculation of actuarial determined contributions for fiscal year 2019.
- There were no changes in methods and assumptions used in the calculation of actuarial determined contributions for fiscal year 2020.
- There were no changes in methods and assumptions used in the calculation of actuarial determined contributions for fiscal year 2021.
- For fiscal year 2022, the following changes of assumption affected the total pension liability since the prior measurement date: (a) the long-term expected rate of return was reduced from 7.45% to 7.00% and (b) the discount rate of return was reduced from 7.45% to 7.00%.
- For fiscal year 2023, the following changes of assumption affected the total pension liability since the prior measurement date: (a) the projected salary increases went from 12.50% at age 20 to 2.50% at age 65 to varies by service from 2.50% to 8.50%.

OTHER POSTEMPLOYMENT BENEFITS (OPEB)

SCHOOL EMPLOYEES RETIREMENT SYSTEM (SERS) OF OHIO

Changes in benefit terms :

- There were no changes in benefit terms from the amounts reported for fiscal year 2017.
- There were no changes in benefit terms from the amounts reported for fiscal year 2018.
- There were no changes in benefit terms from the amounts reported for fiscal year 2019.
- There were no changes in benefit terms from the amounts reported for fiscal year 2020.
- There were no changes in benefit terms from the amounts reported for fiscal year 2021.
- There were no changes in benefit terms from the amounts reported for fiscal year 2022.
- There were no changes in benefit terms from the amounts reported for fiscal year 2023.

(Continued)

**CLYDE-GREEN SPRINGS EXEMPTED VILLAGE SCHOOL DISTRICT
SANDUSKY COUNTY**

NOTES TO THE REQUIRED SUPPLEMENTARY INFORMATION (CONTINUED)
FOR THE FISCAL YEAR ENDED JUNE 30, 2023

OTHER POSTEMPLOYMENT BENEFITS (OPEB) (CONTINUED)

SCHOOL EMPLOYEES RETIREMENT SYSTEM (SERS) OF OHIO (CONTINUED)

Changes in assumptions :

- For fiscal year 2017, the following changes of assumptions affected the total OPEB liability since the prior measurement date: (a) assumed rate of inflation was reduced from 3.25% to 3.00%, (b) payroll growth assumption was reduced from 4.00% to 3.50%, (c) assumed real wage growth was reduced from 0.75% to 0.50%, (d) rates of withdrawal, retirement, and disability were updated to reflect recent experience, (e) mortality among active members was updated to the following: RP-2014 Blue Collar Mortality Table with fully generational projection and a five-year age set-back for both males and females, (f) mortality among service retired members and beneficiaries was updated to the following: RP-2014 Blue Collar Mortality Table with fully generational projection with Scale BB, 120% of male rates, and 110% of female rates, (g) mortality among disabled members was updated to the following: RP-2000 Disabled Mortality Table, 90% for male rates and 100% for female rates, set back five years is used for the period after disability retirement.
- For fiscal year 2018, the following changes of assumptions affected the total OPEB liability since the prior measurement date: (a) assumed rate of inflation was reduced from 3.25% to 3.00%, (b) payroll growth assumption was reduced from 4.00% to 3.50%, (c) assumed real wage growth was reduced from 0.75% to 0.50%, (d) rates of withdrawal, retirement, and disability were updated to reflect recent experience, (e) mortality among active members was updated to the following: RP-2014 Blue Collar Mortality Table with fully generational projection and a five-year age set-back for both males and females, (f) mortality among service retired members and beneficiaries was updated to the following: RP-2014 Blue Collar Mortality Table with fully generational projection with Scale BB, 120% of male rates, and 110% of female rates, (g) mortality among disabled members was updated to the following: RP-2000 Disabled Mortality Table, 90% for male rates and 100% for female rates, set back five years is used for the period after disability retirement, (h) the municipal bond index rate increased from 2.92% to 3.56% and (i) the single equivalent interest rate, net of plan investment expense, including price inflation increased from 2.98% to 3.63%.
- For fiscal year 2019, the following changes of assumptions affected the total OPEB liability since the prior measurement date: (a) the discount rate increased from 3.63% to 3.70%, (b) the health care cost trend rates for Medicare were changed from a range of 5.50%-5.00% to a range of 5.375%-4.75% and Pre-Medicare were changed from a range of 7.50%-5.00% to a range of 7.25%-4.75%, (c) the municipal bond index rate increased from 3.56% to 3.62% and (d) the single equivalent interest rate, net of plan investment expense, including price inflation increased from 3.63% to 3.70%.
- For fiscal year 2020, the following changes of assumptions affected the total OPEB liability since the prior measurement date: (a) the discount rate decreased from 3.70% to 3.22%, (b) the health care cost trend rates for Medicare were changed from a range of 5.375%-4.75% to a range of 5.25%-4.75% and Pre-Medicare were changed from a range of 7.25%-4.75% to a range of 7.00%-4.75%, (c) the municipal bond index rate decreased from 3.62% to 3.13% and (d) the single equivalent interest rate, net of plan investment expense, including price inflation decreased from 3.70% to 3.22%.
- For fiscal year 2021, the following changes of assumptions affected the total OPEB liability since the prior measurement date: (a) the discount rate decreased from 3.22% to 2.63% and (b) the municipal bond index rate decreased from 3.13% to 2.45%, and (c) the single equivalent interest rate, net of plan investment expense, including price inflation decreased from 3.22% to 2.63%.
- For fiscal year 2022, the following changes of assumptions affected the total OPEB liability since the prior measurement date: (a) wage inflation decreased from 3.00% to 2.40%, (b) future salary increases changed from 3.50%-18.20% to 3.25%-13.58%, (c) investment rate of return decreased from 7.50% to 7.00%, (d) discount rate decreased from 7.50% to 7.00% and (e) mortality tables changed from the RP-2014 Blue Collar mortality table to the PUB-2010 General Employee Amount Weighted Below Median Healthy Retiree mortality table.
- For fiscal year 2023, the following changes of assumptions affected the total OPEB liability since the prior measurement date: (a) municipal bond index rate went from 1.92% to 3.69%, (b) single equivalent interest rate when from 2.27% to 4.08% and (c) medical trend assumptions went from 5.125% to 4.40% Medicare and 6.75% to 4.40% Pre-Medicare to 7.00% to 4.40%.

(Continued)

**CLYDE-GREEN SPRINGS EXEMPTED VILLAGE SCHOOL DISTRICT
SANDUSKY COUNTY**

NOTES TO THE REQUIRED SUPPLEMENTARY INFORMATION (CONTINUED)
FOR THE FISCAL YEAR ENDED JUNE 30, 2023

OTHER POSTEMPLOYMENT BENEFITS (OPEB) (CONTINUED)

STATE TEACHERS RETIREMENT SYSTEM (STRS) OF OHIO

Changes in benefit terms :

- There were no changes in benefit terms from the amounts previously reported for fiscal year 2017.
- For fiscal year 2018, STRS reduced the subsidy multiplier for non-Medicare benefit recipients from 2.1% to 1.9% per year of service. Medicare Part B premium reimbursements were discontinued for certain survivors and beneficiaries and all remaining Medicare Part B premium reimbursements will be discontinued beginning January 2019.
- For fiscal year 2019, STRS increased the subsidy multiplier for non-Medicare benefit recipients from 1.9% to 1.944% per year of service effective January 1, 2019. The non-Medicare frozen subsidy base premium was increased January 1, 2019 and all remaining Medicare Part B premium reimbursements will be discontinued beginning January 1, 2020.
- For fiscal year 2020, STRS increased the subsidy percentage from 1.944% to 1.984% effective January 1, 2020. The Medicare subsidy percentages were adjusted effective January 1, 2021 to 2.1% for the Medicare plan. The Medicare Part B monthly reimbursement elimination date was postponed to January 1, 2021.
- For fiscal year 2021, the non-Medicare subsidy percentage was increased effective January 1, 2021 from 1.984% to 2.055% per year of service. The non-Medicare frozen subsidy base premium was increased effective January 1, 2021. The Medicare subsidy percentages were adjusted effective January 1, 2021 to 2.1% for the AMA Medicare plan. The Medicare Part B monthly reimbursement elimination date was postponed indefinitely.
- For fiscal year 2022, the non-Medicare subsidy percentage was increased effective January 1, 2022 from 2.055% to 2.100%. The non-Medicare frozen subsidy base premium was increased effective January 1, 2022. The Medicare Part D subsidy was updated to reflect it is expected to be negative in CY2022. The Part B monthly reimbursement elimination date was postponed indefinitely.
- There were no changes in benefit terms from the amounts previously reported for fiscal year 2023.

Changes in assumptions :

- There were no changes in methods and assumptions used in the calculation of actuarial determined contributions for fiscal year 2017.
- For fiscal year 2018, the following changes of assumptions affected the total OPEB liability since the prior measurement date: (a) the discount rate was increased from 3.26% to 4.13% based on the methodology defined under GASB Statement No. 74, Financial Reporting for Postemployment Benefit Plans Other Than Pension Plans (OPEB), (b) the long term expected rate of return was reduced from 7.75% to 7.45%, (c) valuation year per capita health care costs were updated, and the salary scale was modified, (d) the percentage of future retirees electing each option was updated based on current data and the percentage of future disabled retirees and terminated vested participants electing health coverage were decreased and (e) the assumed mortality, disability, retirement, withdrawal and future health care cost trend rates were modified along with the portion of rebated prescription drug costs.
- For fiscal year 2019, the following changes of assumptions affected the total OPEB liability/asset since the prior measurement date: (a) the discount rate was increased from the blended rate of 4.13% to the long-term expected rate of return of 7.45% based on the methodology defined under GASB Statement No. 74, Financial Reporting for Postemployment Benefit Plans Other Than Pension Plans (OPEB) and (b) decrease in health care cost trend rates from 6.00%-11.00% initial; 4.50% ultimate down to Medical Pre-Medicare 6.00% and Medicare 5.00% initial; 4.00% ultimate and Prescription Drug Pre-Medicare 8.00% and Medicare (5.23%) initial; 4.00% ultimate.
- For fiscal year 2020, health care cost trend rates were changed to the following: medical pre-Medicare from 6.00% initial - 4.00% ultimate down to 5.87% initial - 4.00% ultimate; medical Medicare from 5.00% initial - 4.00% ultimate down to 4.93% initial - 4.00% ultimate; prescription drug pre-Medicare from 8.00% initial - 4.00% ultimate down to 7.73% initial - 4.00% ultimate and (5.23%) initial - 4.00% ultimate up to 9.62% initial - 4.00% ultimate.

(Continued)

**CLYDE-GREEN SPRINGS EXEMPTED VILLAGE SCHOOL DISTRICT
SANDUSKY COUNTY**

NOTES TO THE REQUIRED SUPPLEMENTARY INFORMATION (CONTINUED)
FOR THE FISCAL YEAR ENDED JUNE 30, 2023

OTHER POSTEMPLOYMENT BENEFITS (OPEB) (CONTINUED)

STATE TEACHERS RETIREMENT SYSTEM (STRS) OF OHIO (CONTINUED)

Changes in assumptions (continued) :

- For fiscal year 2021, health care cost trend rates were changed to the following: medical pre-Medicare from 5.87% initial - 4.00% ultimate down to 5.00% initial - 4.00% ultimate; medical Medicare from 4.93% initial - 4.00% ultimate down to -6.69% initial - 4.00% ultimate; prescription drug pre-Medicare from 7.73% initial - 4.00% ultimate down to 6.50% initial - 4.00% ultimate; prescription drug Medicare from 9.62% initial - 4.00% ultimate up to 11.87% initial - 4.00% ultimate.
- For fiscal year 2022, the following changes of assumption affected the total OPEB liability since the prior measurement date: (a) the long-term expected rate of return was reduced from 7.45% to 7.00%, (b) the discount rate of return was reduced from 7.45% to 7.00% and (c) health care cost trend rates were changed to the following: medical Medicare from -6.69% initial - 4.00% ultimate down to -16.18% initial - 4.00% ultimate; prescription drug Medicare from 11.87% initial - 4.00% ultimate up to 29.98% initial - 4.00% ultimate.
- For fiscal year 2023, the following changes of assumption affected the total OPEB liability since the prior measurement date: (a) projected salary increase went from 12.50% at age 20 to 2.50% at age 65 to varies by services from 2.50% to 8.50% and (b) health care cost trend rates were changed to the following: Pre-Medicare from 5.00% initial - 4.00% ultimate to 7.50% initial - 3.94% ultimate; medical Medicare from -16.18% initial - 4.00% ultimate to -68.78% initial - 3.94% ultimate; prescription drug Pre-Medicare from 6.50% initial - 4.00% ultimate to 9.00% initial - 3.94% ultimate; Medicare from 29.98% initial - 4.00% ultimate to -5.47% initial - 3.94% ultimate.

**CLYDE-GREEN SPRINGS EXEMPTED VILLAGE SCHOOL DISTRICT
SANDUSKY COUNTY**

**SCHEDULE OF EXPENDITURES OF FEDERAL AWARDS
FOR THE FISCAL YEAR ENDED JUNE 30, 2023**

FEDERAL GRANTOR <i>Pass Through Grantor</i> Program / Cluster Title	Federal AL Number	Total Federal Expenditures
U.S. DEPARTMENT OF AGRICULTURE		
<i>Passed Through Ohio Department of Education and Workforce</i>		
Child Nutrition Cluster:		
National School Lunch Program		
Non-Cash Assistance (Food Distribution)	10.555	\$ 101,550
Cash Assistance	10.555	696,335
COVID-19 Supply Chain Assistance	10.555	56,790
Total National School Lunch Program		<u>854,675</u>
School Breakfast Program	10.553	124,965
Special Milk Program for Children	10.556	2,002
Total Child Nutrition Cluster		<u>981,642</u>
COVID-19 Pandemic EBT Administrative Costs	10.649	628
Total U.S. Department of Agriculture		<u>982,270</u>
U.S. DEPARTMENT OF EDUCATION		
<i>Passed Through Ohio Department of Education and Workforce</i>		
Special Education Cluster (IDEA):		
Special Education Grants to States	84.027	480,686
COVID-19 American Rescue Plan Special Education Grants to States	84.027X	98,966
Special Education Preschool Grants	84.173	9,933
Total Special Education Cluster (IDEA)		<u>589,585</u>
Title I Grants to Local Educational Agencies	84.010	367,827
Twenty-First Century Community Learning Centers	84.287	2,890
Supporting Effective Instruction State Grants	84.367	56,535
Student Support and Academic Enrichment Program	84.424	23,025
Education Stabilization Fund		
COVID-19 Elementary and Secondary School Emergency Relief Fund II	84.425D	85,862
COVID-19 American Rescue Plan Elementary and Secondary School Emergency Relief Fund	84.425U	674,521
Total Education Stabilization Fund		<u>760,383</u>
Total U.S. Department of Education		<u>1,800,245</u>
Total Expenditures of Federal Awards		<u>\$ 2,782,515</u>

The accompanying notes are an integral part of this schedule.

**CLYDE-GREEN SPRINGS EXEMPTED VILLAGE SCHOOL DISTRICT
SANDUSKY COUNTY**

**NOTES TO THE SCHEDULE OF EXPENDITURES OF FEDERAL AWARDS
2 CFR 200.510(b)(6)
FOR THE FISCAL YEAR ENDED JUNE 30, 2023**

NOTE A – BASIS OF PRESENTATION

The accompanying Schedule of Expenditures of Federal Awards (the Schedule) includes the federal award activity of Clyde-Green Springs Exempted Village School District, Sandusky County, Ohio (the District) under programs of the federal government for the year ended June 30, 2023. The information on this Schedule is prepared in accordance with the requirements of Title 2 U.S. *Code of Federal Regulations* Part 200, *Uniform Administrative Requirements, Cost Principles, and Audit Requirements for Federal Awards* (Uniform Guidance). Because the Schedule presents only a selected portion of the operations of the District, it is not intended to and does not present the financial position or changes in net position of the District.

NOTE B – SUMMARY OF SIGNIFICANT ACCOUNTING POLICIES

Expenditures reported on the Schedule are reported on the cash basis of accounting. Such expenditures are recognized following the cost principles contained in Uniform Guidance wherein certain types of expenditures may or may not be allowable or may be limited as to reimbursement.

NOTE C – INDIRECT COST RATE

The District has elected not to use the 10-percent de minimis indirect cost rate as allowed under the Uniform Guidance.

NOTE D – CHILD NUTRITION CLUSTER

The District commingles cash receipts from the U.S. Department of Agriculture with similar State grants. When reporting expenditures on this Schedule, the District assumes it expends federal monies first.

NOTE E – FOOD DONATION PROGRAM

The District reports commodities consumed on the Schedule at the fair value. The District allocated donated food commodities to the respective program that benefitted from the use of those donated food commodities.

NOTE F – TRANSFERS BETWEEN PROGRAM YEARS

Federal regulations require schools to obligate certain federal awards by June 30. However, with the Ohio Department of Education and Workforce’s consent, schools can transfer unobligated amounts to the subsequent fiscal year’s program. The District transferred the following amounts from 2023 to 2024 programs:

<u>Program Title</u>	<u>AL Number</u>	<u>Amt. Transferred</u>
Education Stabilization Fund:		
COVID-19 American Rescue Plan Elementary and Secondary School Emergency Relief Fund	84.425U	\$723,546
COVID-19 American Rescue Plan Elementary and Secondary School Emergency Relief - Homeless Children and Youth	84.425W	\$24,732

OHIO AUDITOR OF STATE KEITH FABER



88 East Broad Street
Columbus, Ohio 43215
ContactUs@ohioauditor.gov
(800) 282-0370

INDEPENDENT AUDITOR'S REPORT ON INTERNAL CONTROL OVER FINANCIAL REPORTING AND ON COMPLIANCE AND OTHER MATTERS REQUIRED BY GOVERNMENT AUDITING STANDARDS

Clyde-Green Springs Exempted Village School District
Sandusky County
106 South Main Street
Clyde, Ohio 43410-1633

To the Board of Education:

We have audited, in accordance with the auditing standards generally accepted in the United States of America and the standards applicable to financial audits contained in *Government Auditing Standards* issued by the Comptroller General of the United States (*Government Auditing Standards*), the financial statements of the governmental activities, the major fund, and the aggregate remaining fund information of Clyde-Green Springs Exempted Village School District, Sandusky County, Ohio, (the District) as of and for the year ended June 30, 2023, and the related notes to the financial statements, which collectively comprise the District's basic financial statements and have issued our report thereon dated March 21, 2024.

Report on Internal Control Over Financial Reporting

In planning and performing our audit of the financial statements, we considered the District's internal control over financial reporting (internal control) as a basis for designing audit procedures that are appropriate in the circumstances for the purpose of expressing our opinions on the financial statements, but not for the purpose of expressing an opinion on the effectiveness of the District's internal control. Accordingly, we do not express an opinion on the effectiveness of the District's internal control.

A *deficiency in internal control* exists when the design or operation of a control does not allow management or employees, in the normal course of performing their assigned functions, to prevent, or detect and correct misstatements on a timely basis. A *material weakness* is a deficiency, or a combination of deficiencies, in internal control, such that there is a reasonable possibility that a material misstatement of the District's financial statements will not be prevented, or detected and corrected, on a timely basis. A *significant deficiency* is a deficiency, or a combination of deficiencies, in internal control that is less severe than a material weakness, yet important enough to merit attention by those charged with governance.

Our consideration of internal control was for the limited purpose described in the first paragraph of this section and was not designed to identify all deficiencies in internal control that might be material weaknesses or significant deficiencies. Given these limitations, during our audit we did not identify any deficiencies in internal control that we consider to be material weaknesses. However, material weaknesses or significant deficiencies may exist that were not identified.

Report on Compliance and Other Matters

As part of obtaining reasonable assurance about whether the District's financial statements are free from material misstatement, we performed tests of its compliance with certain provisions of laws, regulations, contracts, and grant agreements, noncompliance with which could have a direct and material effect on the financial statements. However, providing an opinion on compliance with those provisions was not an objective of our audit and accordingly, we do not express such an opinion. The results of our tests disclosed no instances of noncompliance or other matters that are required to be reported under *Government Auditing Standards*.

Purpose of This Report

The purpose of this report is solely to describe the scope of our testing of internal control and compliance and the results of that testing, and not to provide an opinion on the effectiveness of the District's internal control or on compliance. This report is an integral part of an audit performed in accordance with *Government Auditing Standards* in considering the District's internal control and compliance. Accordingly, this communication is not suitable for any other purpose.



Keith Faber
Auditor of State
Columbus, Ohio

March 21, 2024



**INDEPENDENT AUDITOR'S REPORT ON COMPLIANCE WITH REQUIREMENTS
APPLICABLE TO THE MAJOR FEDERAL PROGRAM AND ON INTERNAL CONTROL OVER
COMPLIANCE REQUIRED BY THE UNIFORM GUIDANCE**

Clyde-Green Springs Exempted Village School District
Sandusky County
106 South Main Street
Clyde, Ohio 43410-1633

To the Board of Education:

Report on Compliance for the Major Federal Program

Opinion on the Major Federal Program

We have audited Clyde-Green Springs Exempted Village School District's, Sandusky County, Ohio (the District) compliance with the types of compliance requirements identified as subject to audit in the U.S. Office of Management and Budget (OMB) *Compliance Supplement* that could have a direct and material effect on Clyde-Green Springs Exempted Village School District's major federal program for the year ended June 30, 2023. Clyde-Green Springs Exempted Village School District's major federal program is identified in the *Summary of Auditor's Results* section of the accompanying schedule of findings.

In our opinion, Clyde-Green Springs Exempted Village School District complied, in all material respects, with the compliance requirements referred to above that could have a direct and material effect on its major federal program for the year ended June 30, 2023.

Basis for Opinion on the Major Federal Program

We conducted our audit of compliance in accordance with auditing standards generally accepted in the United States of America (GAAS); the standards applicable to financial audits contained in *Government Auditing Standards* issued by the Comptroller General of the United States (*Government Auditing Standards*); and the audit requirements of Title 2 U.S. *Code of Federal Regulations* Part 200, *Uniform Administrative Requirements, Cost Principles, and Audit Requirements for Federal Awards* (Uniform Guidance). Our responsibilities under those standards and the Uniform Guidance are further described in the *Auditor's Responsibilities for the Audit of Compliance* section of our report.

We are required to be independent of the District and to meet our other ethical responsibilities, in accordance with relevant ethical requirements relating to our audit. We believe that the audit evidence we have obtained is sufficient and appropriate to provide a basis for our opinion on compliance for the major federal program. Our audit does not provide a legal determination of the District's compliance with the compliance requirements referred to above.

Responsibilities of Management for Compliance

The District's Management is responsible for compliance with the requirements referred to above and for the design, implementation, and maintenance of effective internal control over compliance with the requirements of laws, statutes, regulations, rules, and provisions of contracts or grant agreements applicable to the District's federal programs.

Auditor's Responsibilities for the Audit of Compliance

Our objectives are to obtain reasonable assurance about whether material noncompliance with the compliance requirements referred to above occurred, whether due to fraud or error, and express an opinion on the District's compliance based on our audit. Reasonable assurance is a high level of assurance but is not absolute assurance and therefore is not a guarantee that an audit conducted in accordance with GAAS, *Government Auditing Standards*, and the Uniform Guidance will always detect material noncompliance when it exists. The risk of not detecting material noncompliance resulting from fraud is higher than for that resulting from error, as fraud may involve collusion, forgery, intentional omissions, misrepresentations, or the override of internal control. Noncompliance with the compliance requirements referred to above is considered material, if there is a substantial likelihood that, individually or in the aggregate, it would influence the judgment made by a reasonable user of the report on compliance about the District's compliance with the requirements of the major federal program as a whole.

In performing an audit in accordance with GAAS, *Government Auditing Standards*, and the Uniform Guidance, we:

- exercise professional judgment and maintain professional skepticism throughout the audit.
- identify and assess the risks of material noncompliance, whether due to fraud or error, and design and perform audit procedures responsive to those risks. Such procedures include examining, on a test basis, evidence regarding the District's compliance with the compliance requirements referred to above and performing such other procedures as we considered necessary in the circumstances.
- obtain an understanding of the District's internal control over compliance relevant to the audit in order to design audit procedures that are appropriate in the circumstances and to test and report on internal control over compliance in accordance with the Uniform Guidance, but not for the purpose of expressing an opinion on the effectiveness of the District's internal control over compliance. Accordingly, no such opinion is expressed.

We are required to communicate with those charged with governance regarding, among other matters, the planned scope and timing of the audit and any significant deficiencies and material weaknesses in internal control over compliance that we identified during the audit.

Report on Internal Control Over Compliance

A deficiency in internal control over compliance exists when the design or operation of a control over compliance does not allow management or employees, in the normal course of performing their assigned functions, to prevent, or detect and correct, noncompliance with a type of compliance requirement of a federal program on a timely basis. *A material weakness in internal control over compliance* is a deficiency, or combination of deficiencies, in internal control over compliance, such that there is a reasonable possibility that material noncompliance with a type of compliance requirement of a federal program will not be prevented, or detected and corrected, on a timely basis. *A significant deficiency in internal control over compliance* is a deficiency, or a combination of deficiencies, in internal control over compliance with a type of compliance requirement of a federal program that is less severe than a material weakness in internal control over compliance, yet important enough to merit attention by those charged with governance.

Our consideration of internal control over compliance was for the limited purpose described in the *Auditor's Responsibilities for the Audit of Compliance* section above and was not designed to identify all deficiencies in internal control over compliance that might be material weaknesses or significant deficiencies in internal control over compliance. Given these limitations, during our audit we did not identify any deficiencies in internal control over compliance that we consider to be material weaknesses, as defined above. However, material weaknesses or significant deficiencies in internal control over compliance may exist that were not identified.

Our audit was not designed for the purpose of expressing an opinion on the effectiveness of internal control over compliance. Accordingly, no such opinion is expressed.

The purpose of this report on internal control over compliance is solely to describe the scope of our testing of internal control over compliance and the results of this testing based on the requirements of the Uniform Guidance. Accordingly, this report is not suitable for any other purpose.



Keith Faber
Auditor of State
Columbus, Ohio

March 21, 2024

This page intentionally left blank.

**CLYDE-GREEN SPRINGS EXEMPTED VILLAGE SCHOOL DISTRICT
SANDUSKY COUNTY**

**SCHEDULE OF FINDINGS
2 CFR § 200.515
JUNE 30, 2023**

1. SUMMARY OF AUDITOR'S RESULTS

(d)(1)(i)	Type of Financial Statement Opinion	Unmodified
(d)(1)(ii)	Were there any material weaknesses in internal control reported at the financial statement level (GAGAS)?	No
(d)(1)(ii)	Were there any significant deficiencies in internal control reported at the financial statement level (GAGAS)?	No
(d)(1)(iii)	Was there any reported material noncompliance at the financial statement level (GAGAS)?	No
(d)(1)(iv)	Were there any material weaknesses in internal control reported for major federal programs?	No
(d)(1)(iv)	Were there any significant deficiencies in internal control reported for major federal programs?	No
(d)(1)(v)	Type of Major Programs' Compliance Opinion	Unmodified
(d)(1)(vi)	Are there any reportable findings under 2 CFR § 200.516(a)?	No
(d)(1)(vii)	Major Programs (list):	Education Stabilization Fund – AL #84.425
(d)(1)(viii)	Dollar Threshold: Type A/B Programs	Type A: > \$ 750,000 Type B: all others
(d)(1)(ix)	Low Risk Auditee under 2 CFR § 200.520?	Yes

**2. FINDINGS RELATED TO THE FINANCIAL STATEMENTS
REQUIRED TO BE REPORTED IN ACCORDANCE WITH GAGAS**

None

3. FINDINGS FOR FEDERAL AWARDS

None

This page intentionally left blank.

OHIO AUDITOR OF STATE KEITH FABER



**CLYDE-GREEN SPRINGS EXEMPTED VILLAGE SCHOOL DISTRICT
SANDUSKY COUNTY**

AUDITOR OF STATE OF OHIO CERTIFICATION

This is a true and correct copy of the report, which is required to be filed pursuant to Section 117.26, Revised Code, and which is filed in the Office of the Ohio Auditor of State in Columbus, Ohio.



Certified for Release 3/28/2024

88 East Broad Street, Columbus, Ohio 43215
Phone: 614-466-4514 or 800-282-0370

This report is a matter of public record and is available online at
www.ohioauditor.gov