



OHIO AUDITOR OF STATE
KEITH FABER



**FAIRFIELD COUNTY EDUCATIONAL SERVICES CENTER
FAIRFIELD COUNTY
JUNE 30, 2023**

TABLE OF CONTENTS

TITLE	PAGE
Independent Auditor's Report	1
Prepared by Management:	
Management's Discussion and Analysis	5
Basic Financial Statements:	
Government-wide Financial Statements:	
Statement of Net Position	14
Statement of Activities.....	15
Fund Financial Statements:	
Balance Sheet	
Governmental Funds.....	16
Reconciliation of Total Governmental Fund Balances to Net Position of Governmental Activities	17
Statement of Revenues, Expenditures and Changes in Fund Balance Governmental Funds.....	18
Reconciliation of the Statement of Revenues, Expenditures and Changes in Fund Balances of Governmental Funds to the Statement of Activities.....	19
Statement of Fund Net Position	
Proprietary Funds.....	20
Statement of Revenues, Expenses and Changes in Fund Net Position Proprietary Funds	21
Statement of Cash Flows	
Proprietary Funds.....	22
Notes to the Basic Financial Statements.....	23

**FAIRFIELD COUNTY EDUCATIONAL SERVICES CENTER
FAIRFIELD COUNTY
JUNE 30, 2023**

**TABLE OF CONTENTS
(Continued)**

TITLE	PAGE
Required Supplementary Information:	
Schedule of the ESC's Proportionate Share of the Net Pension Liability	
School Employees Retirement System (SERS) of Ohio	58
State Teachers Retirement System (STRS) of Ohio	60
Schedule of the ESC's Pension Contributions	
School Employees Retirement System (SERS) of Ohio	62
State Teachers Retirement System (STRS) of Ohio	64
Schedule of the ESC's Proportionate Share of the Net OPEB Liability/Asset	
School Employees Retirement System (SERS) of Ohio	66
State Teachers Retirement System (STRS) of Ohio	68
Schedule of the ESC's OPEB Contributions	
School Employees Retirement System (SERS) of Ohio	70
State Teachers Retirement System (STRS) of Ohio	72
Notes to Required Supplementary Information	74
Supplementary Information:	
Schedule of Revenues, Expenditures and Changes in Fund Balance	
Budget and Actual (Non-GAAP Budgetary Basis) for the year ended June 30, 2023:	
General Fund	80
Schedule of Revenues, Expenditures and Changes in Fund Balance	
Budget and Actual (Non-GAAP Budgetary Basis) for the year ended June 30, 2023:	
Other Grants Fund	81
Notes to Supplementary Information for the year ended June 30, 2023.....	82
Schedule of Expenditures of Federal Awards	85
Notes to the Schedule of Expenditures of Federal Awards.....	86
Independent Auditor's Report on Internal Control Over	
Financial Reporting and on Compliance and Other Matters	
Required by <i>Government Auditing Standards</i>	87
Independent Auditor's Report on Compliance with Requirements	
Applicable to the Major Federal Program and on Internal Control Over	
Compliance Required by the Uniform Guidance.....	89
Schedule of Findings.....	93

OHIO AUDITOR OF STATE KEITH FABER



88 East Broad Street
Columbus, Ohio 43215
ContactUs@ohioauditor.gov
(800) 282-0370

INDEPENDENT AUDITOR'S REPORT

Fairfield County Educational Service Center
Fairfield County
955 Liberty Drive
Lancaster, Ohio 43130

To the Board of Education:

Report on the Audit of the Financial Statements

Opinions

We have audited the financial statements of the governmental activities, each major fund, and the aggregate remaining fund information of the Fairfield County Educational Service Center, Fairfield County, Ohio (the ESC), as of and for the year ended June 30, 2023, and the related notes to the financial statements, which collectively comprise the ESC's basic financial statements as listed in the table of contents.

In our opinion, the accompanying financial statements referred to above present fairly, in all material respects, the respective financial position of the governmental activities, each major fund, and the aggregate remaining fund information of the Fairfield County Educational Service Center, Fairfield County, Ohio as of June 30, 2023, and the respective changes in financial position and, where applicable, cash flows thereof for the year then ended in accordance with the accounting principles generally accepted in the United States of America.

Basis for Opinions

We conducted our audit in accordance with auditing standards generally accepted in the United States of America (GAAS) and the standards applicable to financial audits contained in *Government Auditing Standards*, issued by the Comptroller General of the United States. Our responsibilities under those standards are further described in the *Auditor's Responsibilities for the Audit of the Financial Statements* section of our report. We are required to be independent of the ESC, and to meet our other ethical responsibilities, in accordance with the relevant ethical requirements relating to our audit. We believe that the audit evidence we have obtained is sufficient and appropriate to provide a basis for our audit opinions.

Responsibilities of Management for the Financial Statements

Management is responsible for the preparation and fair presentation of the financial statements in accordance with accounting principles generally accepted in the United States of America, and for the design, implementation, and maintenance of internal control relevant to the preparation and fair presentation of financial statements that are free from material misstatement, whether due to fraud or error.

In preparing the financial statements, management is required to evaluate whether there are conditions or events, considered in the aggregate, that raise substantial doubt about the ESC's ability to continue as a going concern for twelve months beyond the financial statement date, including any currently known information that may raise substantial doubt shortly thereafter.

Auditor's Responsibilities for the Audit of the Financial Statements

Our objectives are to obtain reasonable assurance about whether the financial statements as a whole are free from material misstatement, whether due to fraud or error, and to issue an auditor's report that includes our opinions. Reasonable assurance is a high level of assurance but is not absolute assurance and therefore is not a guarantee that an audit conducted in accordance with GAAS and *Government Auditing Standards* will always detect a material misstatement when it exists. The risk of not detecting a material misstatement resulting from fraud is higher than for one resulting from error, as fraud may involve collusion, forgery, intentional omissions, misrepresentations, or the override of internal control. Misstatements are considered material if there is a substantial likelihood that, individually or in the aggregate, they would influence the judgment made by a reasonable user based on the financial statements.

In performing an audit in accordance with GAAS and *Government Auditing Standards*, we

- exercise professional judgment and maintain professional skepticism throughout the audit.
- identify and assess the risks of material misstatement of the financial statements, whether due to fraud or error, and design and perform audit procedures responsive to those risks. Such procedures include examining, on a test basis, evidence regarding the amounts and disclosures in the financial statements.
- obtain an understanding of internal control relevant to the audit in order to design audit procedures that are appropriate in the circumstances, but not for the purpose of expressing an opinion on the effectiveness of the ESC's internal control. Accordingly, no such opinion is expressed.
- evaluate the appropriateness of accounting policies used and the reasonableness of significant accounting estimates made by management, as well as evaluate the overall presentation of the financial statements.
- conclude whether, in our judgment, there are conditions or events, considered in the aggregate, that raise substantial doubt about the ESC's ability to continue as a going concern for a reasonable period of time.

We are required to communicate with those charged with governance regarding, among other matters, the planned scope and timing of the audit, significant audit findings, and certain internal control-related matters that we identified during the audit.

Required Supplementary Information

Accounting principles generally accepted in the United States of America require that the management's discussion and analysis, and schedules of net pension and other post-employment benefit liabilities and pension and other post-employment benefit contributions be presented to supplement the basic financial statements. Such information is the responsibility of management and, although not a part of the basic financial statements, is required by the Governmental Accounting Standards Board who considers it to be an essential part of financial reporting for placing the basic financial statements in an appropriate operational, economic, or historical context. We have applied certain limited procedures to the required supplementary information in accordance with auditing standards generally accepted in the United States of America, which consisted of inquiries of management about the methods of preparing the information and comparing the information for consistency with management's responses to our inquiries, the basic financial statements, and other knowledge we obtained during our audit of the basic financial statements.

We do not express an opinion or provide any assurance on the information because the limited procedures do not provide us with sufficient evidence to express an opinion or provide any assurance.

Supplementary information

Our audit was conducted for the purpose of forming opinions on the financial statements that collectively comprise the ESC's basic financial statements. The Schedule of Revenues, Expenditures and Changes in Fund Balances – Budget and Actual for the General Fund and Other Grants Fund and the Schedule of Expenditures of Federal Awards as required by Title 2 U.S. Code of Federal Regulations (CFR) Part 200, Uniform Administrative Requirements, Cost Principles, and Audit Requirements for Federal Awards are presented for purposes of additional analysis and are not a required part of the basic financial statements.

Such information is the responsibility of management and was derived from and relates directly to the underlying accounting and other records used to prepare the basic financial statements. The information has been subjected to the auditing procedures applied in the audit of the basic financial statements and certain additional procedures, including comparing and reconciling such information directly to the underlying accounting and other records used to prepare the basic financial statements or to the basic financial statements themselves, and other additional procedures in accordance with auditing standards generally accepted in the United States of America. In our opinion, the Schedule of Revenues, Expenditures and Changes in Fund Balances – Budget and Actual for the General Fund and Other Grants Fund and the Schedule of Expenditures of Federal Awards are fairly stated, in all material respects, in relation to the basic financial statements as a whole.

Other Reporting Required by *Government Auditing Standards*

In accordance with *Government Auditing Standards*, we have also issued our report dated February 12, 2024, on our consideration of the ESC's internal control over financial reporting and our tests of its compliance with certain provisions of laws, regulations, contracts and grant agreements and other matters. The purpose of that report is solely to describe the scope of our testing of internal control over financial reporting and compliance and the results of that testing, and not to provide an opinion on the effectiveness of the ESC's internal control over financial reporting or on compliance. That report is an integral part of an audit performed in accordance with *Government Auditing Standards* in considering the ESC's internal control over financial reporting and compliance.



Keith Faber
Auditor of State
Columbus, Ohio

February 12, 2024

THIS PAGE INTENTIONALLY LEFT BLANK

**FAIRFIELD COUNTY EDUCATIONAL SERVICE CENTER
FAIRFIELD COUNTY, OHIO**

MANAGEMENT'S DISCUSSION AND ANALYSIS
FOR THE FISCAL YEAR ENDED JUNE 30, 2023
(UNAUDITED)

The management's discussion and analysis of the Fairfield County Educational Service Center's ("the ESC") financial performance provides an overall review of the ESC's financial activities for the fiscal year ended June 30, 2023. The intent of this discussion and analysis is to look at the ESC's financial performance as a whole; readers should also review the basic financial statements and the notes to the basic financial statements to enhance their understanding of the ESC's financial performance.

Financial Highlights

Key financial highlights for 2023 are as follows:

- The ESC's net position of governmental activities increased \$1,075,352 which represents a 11.08% increase from 2022's net position.
- General revenues accounted for \$932,094 in revenue or 6.07% of all revenues. Program specific revenues in the form of charges for services and sales, grants and contributions accounted for \$14,423,149 or 93.93% of total revenues of \$15,355,243.
- The ESC had \$14,279,891 in expenses related to governmental activities; all of these expenses were offset by program specific charges for services, and grants or contributions.
- The ESC has two major governmental funds, the general fund and the other grant fund. The general fund had \$13,794,784 in revenues and \$13,297,792 in expenditures and other financing uses. During fiscal 2023, the general fund's fund balance increased \$496,992 from \$4,159,116 to \$4,656,108.
- The other grant fund had \$546,538 in revenues and \$560,404 in expenditures. During fiscal 2023, the other grant fund's fund balance decreased \$13,866 from a deficit of \$63,782 to a deficit of \$77,648.

Using these Basic Financial Statements (BFS)

This annual report consists of a series of financial statements and notes to those statements. These statements are organized so the reader can understand the ESC as a financial whole, an entire operating entity. The statements then proceed to provide an increasingly detailed look at specific financial activities.

The statement of net position and statement of activities provide information about the activities of the whole ESC, presenting both an aggregate view of the ESC's finances and a longer-term view of those finances. Fund financial statements provide the next level of detail. For governmental funds, these statements tell how services were financed in the short-term as well as what remains for future spending. The fund financial statements also look at the ESC's most significant funds with all other nonmajor funds presented in total in one column. In the case of the ESC, the general fund and other grant fund are by far the most significant funds, and the only governmental funds reported as major funds.

Reporting the ESC as a Whole

Statement of Net Position and the Statement of Activities

While this document contains the large number of funds used by the ESC to provide programs and activities, the view of the ESC as a whole looks at all financial transactions and asks the question, "How did we do financially during 2023?" The statement of net position and the statement of activities answer this question. These statements include all assets, deferred outflows, liabilities, deferred inflows, revenues and expenses using the accrual basis of accounting similar to the accounting used by most private-sector companies. This basis of accounting will take into account all of the current year's revenues and expenses regardless of when cash is received or paid.

**FAIRFIELD COUNTY EDUCATIONAL SERVICE CENTER
FAIRFIELD COUNTY, OHIO**

**MANAGEMENT'S DISCUSSION AND ANALYSIS
FOR THE FISCAL YEAR ENDED JUNE 30, 2023
(UNAUDITED)**

These two statements report the ESC's net position and changes in that position. This change in net position is important because it tells the reader that, for the ESC as a whole, the financial position of the ESC has improved or diminished. The causes of this change may be the result of many factors, some financial, some not. Non-financial factors include increased or decreased services desired by school districts, state budget cuts, required educational programs and other factors.

In the statement of net position and the statement of activities, the governmental activities include the ESC's programs and services, including instruction, support services, and other operations.

Reporting the ESC's Most Significant Funds

Fund Financial Statements

Fund financial reports provide detailed information about the ESC's major fund. The ESC uses many funds to account for a multitude of financial transactions. However, these fund financial statements focus on the ESC's most significant funds. The ESC's major governmental funds are the general fund and the other grant fund.

Governmental Funds

Most of the ESC's activities are reported in governmental funds, which focus on how money flows into and out of those funds and the balances left at year-end available for spending in future periods. These funds are reported using an accounting method called modified accrual accounting, which measures cash and all other financial assets that can readily be converted to cash. The governmental fund financial statements provide a detailed short-term view of the ESC's general government operations and the basic services it provides. Governmental fund information helps you determine whether there are more or fewer financial resources that can be spent in the near future to finance educational programs. The relationship (or differences) between governmental activities (reported in the statement of net position and the statement of activities) and governmental funds is reconciled in the basic financial statements.

Proprietary Funds

The ESC maintains one type of proprietary fund. Internal service funds are an accounting device used to accumulate and allocate costs internally among the ESC's various functions. The ESC's internal service fund accounts for a self-insurance program.

Notes to the Basic Financial Statements

The notes provide additional information that is essential to a full understanding of the data provided in the government-wide and fund financial statements.

Required Supplementary Information

In addition to the basic financial statements and accompanying notes, this report also presents certain required supplementary information concerning the ESC's net pension liability and net OPEB liability/asset.

THIS SECTION IS INTENTIONALLY LEFT BLANK

**FAIRFIELD COUNTY EDUCATIONAL SERVICE CENTER
FAIRFIELD COUNTY, OHIO**

MANAGEMENT'S DISCUSSION AND ANALYSIS
FOR THE FISCAL YEAR ENDED JUNE 30, 2023
(UNAUDITED)

The ESC as a Whole

The table below provides a summary of the ESC's net position for June 30, 2023 and June 30, 2022.

	Net Position	
	Governmental Activities 2023	Governmental Activities 2022
<u>Assets</u>		
Current and other assets	\$ 8,112,667	\$ 7,768,068
Capital assets, net	300,764	128,589
Total assets	<u>8,413,431</u>	<u>7,896,657</u>
<u>Deferred outflows of resources</u>		
Pension	3,230,371	3,319,328
OPEB	442,468	615,922
Total deferred outflows of resources	<u>3,672,839</u>	<u>3,935,250</u>
<u>Liabilities</u>		
Current liabilities	2,210,014	2,487,770
Long-term liabilities:		
Due within one year	76,341	63,785
Due in more than one year:		
Net pension liability	13,245,139	8,357,087
Net OPEB liability	938,436	1,385,741
Other amounts	194,249	306,728
Total liabilities	<u>16,664,179</u>	<u>12,601,111</u>
<u>Deferred inflows of resources</u>		
Pension	1,833,867	6,907,320
OPEB	2,222,591	2,033,195
Total deferred inflows of resources	<u>4,056,458</u>	<u>8,940,515</u>
<u>Net position</u>		
Investment in capital assets	300,764	128,589
Restricted	352,030	42,885
Unrestricted (deficit)	<u>(9,287,161)</u>	<u>(9,881,193)</u>
Total net position (deficit)	<u>\$ (8,634,367)</u>	<u>\$ (9,709,719)</u>

The net pension liability is reported pursuant to Governmental Accounting Standards Board (GASB) Statement 68, "Accounting and Financial Reporting for Pensions—an Amendment of GASB Statement 27." The net other postemployment benefits (OPEB) liability/asset is reported pursuant to GASB Statement 75, "Accounting and Financial Reporting for Postemployment Benefits Other Than Pensions." For reasons discussed below, many end users of this financial statement will gain a clearer understanding of the ESC's actual financial condition by adding deferred inflows related to pension and OPEB, the net pension liability, and the net OPEB liability to the reported net position and subtracting deferred outflows related to pension and OPEB and the net OPEB asset.

**FAIRFIELD COUNTY EDUCATIONAL SERVICE CENTER
FAIRFIELD COUNTY, OHIO**

MANAGEMENT'S DISCUSSION AND ANALYSIS
FOR THE FISCAL YEAR ENDED JUNE 30, 2023
(UNAUDITED)

GASB standards are national and apply to all government financial reports prepared in accordance with generally accepted accounting principles. Prior accounting for pensions (GASB 27) and postemployment benefits (GASB 45) focused on a funding approach. This approach limited pension and OPEB costs to contributions annually required by law, which may or may not be sufficient to fully fund each plan's *net pension liability* or *net OPEB liability*. GASB 68 and GASB 75 take an earnings approach to pension and OPEB accounting; however, the nature of Ohio's statewide pension/OPEB plans and state law governing those systems requires additional explanation in order to properly understand the information presented in these statements.

GASB 68 and GASB 75 require the net pension liability and the net OPEB liability to equal the ESC's proportionate share of each plan's collective:

1. Present value of estimated future pension/OPEB benefits attributable to active and inactive employees' past service.
2. Minus plan assets available to pay these benefits.

GASB notes that pension and OPEB obligations, whether funded or unfunded, are part of the "employment exchange" – that is, the employee is trading his or her labor in exchange for wages, benefits, and the promise of a future pension and other postemployment benefits. GASB noted that the unfunded portion of this promise is a present obligation of the government, part of a bargained-for benefit to the employee, and should accordingly be reported by the government as a liability since they received the benefit of the exchange. However, the ESC is not responsible for certain key factors affecting the balance of these liabilities. In Ohio, the employee shares the obligation of funding pension benefits with the employer. Both employer and employee contribution rates are capped by State statute. A change in these caps requires action of both Houses of the General Assembly and approval of the Governor. Benefit provisions are also determined by State statute. The Ohio Revised Code permits, but does not require, the retirement systems to provide healthcare to eligible benefit recipients. The retirement systems may allocate a portion of the employer contributions to provide for these OPEB benefits.

The employee enters the employment exchange with the knowledge that the employer's promise is limited not by contract but by law. The employer enters the exchange also knowing that there is a specific, legal limit to its contribution to the retirement system. In Ohio, there is no legal means to enforce the unfunded liability of the pension/OPEB plan *as against the public employer*. State law operates to mitigate/lessen the moral obligation of the public employer to the employee, because all parties enter the employment exchange with notice as to the law. The retirement system is responsible for the administration of the pension and OPEB plans.

Most long-term liabilities have set repayment schedules or, in the case of compensated absences (i.e. sick and vacation leave), are satisfied through paid time-off or termination payments. There is no repayment schedule for the net pension liability or the net OPEB liability. As explained above, changes in benefits, contribution rates, and return on investments affect the balance of these liabilities but are outside the control of the local government. In the event that contributions, investment returns, and other changes are insufficient to keep up with required payments, State statute does not assign/identify the responsible party for the unfunded portion. Due to the unique nature of how the net pension liability and the net OPEB liability are satisfied, these liabilities are separately identified within the long-term liability section of the statement of net position.

In accordance with GASB 68 and GASB 75, the ESC's statements prepared on an accrual basis of accounting include an annual pension expense and an annual OPEB expense for their proportionate share of each plan's *change* in net pension liability and net OPEB liability/asset, respectively, not accounted for as deferred inflows/outflows.

Analysis of Net Position

Over time, net position can serve as a useful indicator of a government's financial position. At June 30, 2023, the ESC's liabilities and deferred inflows of resources exceeded assets and deferred outflows of resources by \$8,634,367.

Total assets include a net OPEB asset reported by STRS.

At year-end, capital assets represented 3.57% of total assets. Capital assets include furniture, fixtures and equipment. The ESC's investment in capital assets at June 30, 2023 was \$300,764. These capital assets are used to provide services to the students and are not available for future spending.

**FAIRFIELD COUNTY EDUCATIONAL SERVICE CENTER
FAIRFIELD COUNTY, OHIO**

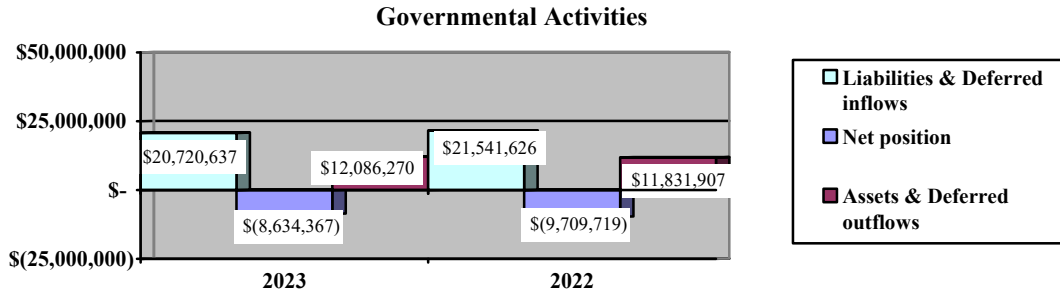
**MANAGEMENT'S DISCUSSION AND ANALYSIS
FOR THE FISCAL YEAR ENDED JUNE 30, 2023
(UNAUDITED)**

The net pension liability increased \$4,888,052 and deferred inflows of resources related to pension decreased \$5,073,453. These changes were the result of changes at the pension system level for the State Teachers Retirement System (STRS) and the School Employees Retirement System (SERS). Primarily, net investment income on investments at both pension systems were negative for the fiscal year 2022 measurement date that are used for the fiscal year 2023 reporting. This caused a large decrease in their respective fiduciary net positions which was a drastic change from the previous fiscal year's large positive investment returns.

The net pension liability is outside of the control of the ESC. The ESC contributes its statutorily required contributions to the pension systems; however, it's the pension systems that collect, hold and distribute pensions and OPEB to ESC's employees, not the ESC.

A portion of the ESC's net position, \$352,030, represents resources that are subject to external restriction on how they may be used. The remaining balance of unrestricted net position was a deficit of \$9,287,161.

The graph below illustrates the ESC's governmental activities assets plus deferred outflows, liabilities plus deferred inflows and net position at June 30, 2023 and 2022.



THIS SECTION IS INTENTIONALLY LEFT BLANK

**FAIRFIELD COUNTY EDUCATIONAL SERVICE CENTER
FAIRFIELD COUNTY, OHIO**

MANAGEMENT'S DISCUSSION AND ANALYSIS
FOR THE FISCAL YEAR ENDED JUNE 30, 2023
(UNAUDITED)

The table below shows the changes in net position for governmental activities between 2023 and 2022.

	Change in Net Position	
	Governmental Activities 2023	Governmental Activities 2022
<u>Revenues</u>		
Program revenues:		
Charges for services and sales	\$ 13,409,120	\$ 12,839,486
Operating grants and contributions	1,014,029	395,625
General revenues:		
Grants and entitlements	748,053	716,721
Investment earnings	139,716	4,963
Other	<u>44,325</u>	<u>30,270</u>
Total revenues	<u>15,355,243</u>	<u>13,987,065</u>
<u>Expenses</u>		
Program expenses:		
Instruction:		
Regular	995,999	749,089
Special	5,040,042	5,322,107
Other	48,896	147,235
Support services:		
Pupil	3,582,174	3,017,403
Instructional staff	907,315	610,442
Board of education	20,913	20,911
Administration	2,254,749	2,265,761
Fiscal	491,048	386,816
Operations and maintenance	268,868	166,703
Pupil transportation	33,679	25,765
Central	<u>636,208</u>	<u>443,353</u>
Total expenses	<u>14,279,891</u>	<u>13,155,585</u>
Change in net position	1,075,352	831,480
Net position (deficit) at beginning of year	<u>(9,709,719)</u>	<u>(10,541,199)</u>
Net position (deficit) at end of year	<u>\$ (8,634,367)</u>	<u>\$ (9,709,719)</u>

Governmental Activities

Net position of the ESC's governmental activities increased \$1,075,352. Total governmental expenses of \$14,279,891 were offset by program revenues of \$14,423,149 and general revenues of \$932,094. Program revenues supported all of the governmental expenses.

**FAIRFIELD COUNTY EDUCATIONAL SERVICE CENTER
FAIRFIELD COUNTY, OHIO**

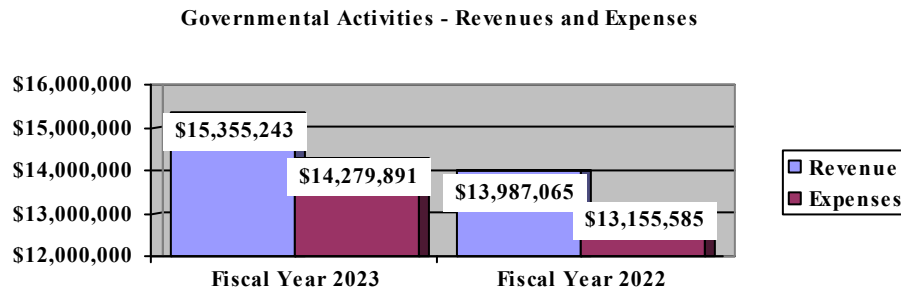
MANAGEMENT'S DISCUSSION AND ANALYSIS
FOR THE FISCAL YEAR ENDED JUNE 30, 2023
(UNAUDITED)

Overall, expenses of the governmental activities increased \$1,124,306. This increase is primarily the result of an increase in pension expense. Pension expense increased approximately \$914,358. This increase was the result of an increase in expenses incurred at the pension system level for the State Teachers Retirement System (STRS) and the School Employees Retirement System (SERS) due to a decrease in net investment income on investments compared to previous years.

Overall, revenues of the governmental activities increased \$1,368,178 or 9.78%. This increase is primarily due to an increase in operating grants and contributions. This is the result of the ESC receiving more Elementary and Secondary School Emergency Relief (ESSER) and Governor's Emergency Education Relief (GEER) federal grants during fiscal year 2023 than fiscal year 2022. These grants are related to the COVID-19 pandemic.

The primary sources of revenue for governmental activities are derived from contracted fees for services provided to other entities. This revenue source represents 87.33% of total governmental revenue.

The graph below presents the ESC's governmental activities revenue and expenses for fiscal years 2023 and 2022.



The statement of activities shows the cost of program services and the charges for services and grants offsetting those services. The following table shows, for governmental activities, the total cost of services and the net cost of services. That is, it identifies the cost of these services supported by unrestricted State grants and entitlements, and other general revenues not restricted to a specific program.

Governmental Activities

	Total Cost of Services 2023	Net Cost of Services 2023	Total Cost of Services 2022	Net Cost of Services 2022
Program expenses				
Instruction:				
Regular	\$ 995,999	\$ 12,477	\$ 749,089	\$ (77,489)
Special	5,040,042	(1,379)	5,322,107	219,681
Other	48,896	1,455	147,235	13,490
Support services:				
Pupil	3,582,174	83,269	3,017,403	91,572
Instructional staff	907,315	207,813	610,442	4,225
Board of education	20,913	1,250	20,911	2,254
Administration	2,254,749	15,863	2,265,761	184,621
Fiscal	491,048	(638,326)	386,816	(574,463)
Operations and maintenance	268,868	192,594	166,703	36,974
Pupil transportation	33,679	839	25,765	753
Central	636,208	(19,113)	443,353	18,856
Total	\$ 14,279,891	\$ (143,258)	\$ 13,155,585	\$ (79,526)

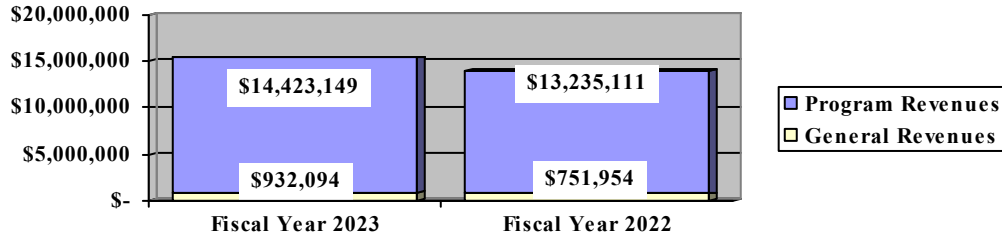
**FAIRFIELD COUNTY EDUCATIONAL SERVICE CENTER
FAIRFIELD COUNTY, OHIO**

MANAGEMENT'S DISCUSSION AND ANALYSIS
FOR THE FISCAL YEAR ENDED JUNE 30, 2023
(UNAUDITED)

For fiscal year 2023, program revenues supported all of governmental activities expenses. The primary support of the ESC is contracted fees for services provided to other districts.

The graph below presents the ESC's governmental activities revenue for fiscal years 2023 and 2022.

Governmental Activities - General and Program Revenues



The ESC's Funds

The ESC's governmental funds reported a combined fund balance of \$4,743,826, which is greater than last year's balance of \$4,481,303. The schedule below indicates the fund balance and the total change in fund balance as of June 30, 2023 and 2022.

	Fund Balance (deficit) <u>June 30, 2023</u>	Fund Balance (deficit) <u>June 30, 2022</u>	<u>Change</u>
Major Funds:			
General	\$ 4,656,108	\$ 4,159,116	\$ 496,992
Other grant	(77,648)	(63,782)	(13,866)
Other governmental	<u>165,366</u>	<u>385,969</u>	<u>(220,603)</u>
Total	<u>\$ 4,743,826</u>	<u>\$ 4,481,303</u>	<u>\$ 262,523</u>

General Fund

The table that follows assists in illustrating the financial activities and fund balance of the general fund.

	<u>2023</u> <u>Amount</u>	<u>2022</u> <u>Amount</u>	<u>Percentage</u> <u>Change</u>
<u>Revenues</u>			
Tuition	\$ 7,424,792	\$ 7,662,394	(3.10) %
Services provided to other entities	5,401,999	4,696,477	15.02 %
Earnings on investments	136,359	4,511	2,922.81 %
Intergovernmental	748,053	717,277	4.29 %
Other revenues	<u>83,581</u>	<u>31,573</u>	164.72 %
Total	<u>\$ 13,794,784</u>	<u>\$ 13,112,232</u>	5.21 %
<u>Expenditures</u>			
Instruction	\$ 5,823,830	\$ 6,241,081	(6.69) %
Support services	<u>7,353,092</u>	<u>6,972,584</u>	5.46 %
Total	<u>\$ 13,176,922</u>	<u>\$ 13,213,665</u>	(0.28) %

**FAIRFIELD COUNTY EDUCATIONAL SERVICE CENTER
FAIRFIELD COUNTY, OHIO**

MANAGEMENT'S DISCUSSION AND ANALYSIS
FOR THE FISCAL YEAR ENDED JUNE 30, 2023
(UNAUDITED)

The general fund's revenues increased \$682,552 from the prior fiscal year. The most significant increase occurred in services provided to other entities, which increased \$705,522. Earnings on investments increased \$131,848 due to higher interest rates. Expenditures decreased by \$36,743.

Other Grant Fund

The other grant fund had \$546,538 in revenues and \$560,404 in expenditures. During fiscal 2023, the other grant fund's fund balance decreased \$13,866 from a deficit of \$63,782 to a deficit of \$77,648. The ESC uses this fund to account for the Emergency Assistance to Non-Public Schools (EANS) Program, among others.

Capital Assets

At the end of fiscal 2023, the ESC had \$300,764 invested in furniture, fixtures and equipment. This entire amount is reported in governmental activities.

The following table shows fiscal 2023 balances compared to 2022.

**Capital Assets at June 30
(Net of Depreciation)**

	<u>Governmental Activities</u>	
	<u>2023</u>	<u>2022</u>
Furniture, fixtures and equipment	<u>\$ 300,764</u>	<u>\$ 128,589</u>

Total additions to capital assets for fiscal year 2023 were \$218,237. A total of \$46,062 in depreciation expense was recognized for fiscal 2023.

See Note 7 to the basic financial statements for additional information on the ESC's capital assets.

Debt Administration

At June 30, 2023, the ESC had no debt outstanding.

See Note 8 to the basic financial statements for additional information on the ESC's long-term obligations.

Current Financial Related Activities

Fairfield County Educational Service Center is financially stable and has been over the past several years. As indicated in the preceding information, the ESC is dependent on intergovernmental revenue. Intergovernmental revenue does not increase solely as a result of inflation but on the rising needs of our member districts and their students. Careful financial planning and the determination to serve our districts has permitted the ESC to provide a quality education for the students of Fairfield County.

Contacting the ESC's Financial Management

This financial report is designed to provide the citizens, school districts, and investors and creditors with a general overview of the ESC's finances and to show the ESC's accountability for the money it receives. If you have questions about this report or need additional financial information contact Laura Cassell, Treasurer, Fairfield County Educational Service Center, 955 Liberty Drive, Lancaster, Ohio 43130.

**FAIRFIELD COUNTY EDUCATIONAL SERVICE CENTER
FAIRFIELD COUNTY, OHIO**

STATEMENT OF NET POSITION
JUNE 30, 2023

	Governmental Activities
Assets:	
Equity in pooled cash and cash equivalents	\$ 6,089,257
Cash with fiscal agent	522,835
Receivables:	
Accounts	11,733
Intergovernmental	331,180
Prepayments	24,637
Materials and supplies inventory	1,050
Net OPEB asset	1,131,975
Capital assets:	
Depreciable capital assets, net	300,764
Capital assets, net	300,764
Total assets	8,413,431
Deferred outflows of resources:	
Pension	3,230,371
OPEB	442,468
Total deferred outflows of resources	3,672,839
Total assets and deferred outflows of resources	12,086,270
Liabilities:	
Accounts payable	44,955
Accrued wages and benefits payable	1,295,778
Intergovernmental payable	22,754
Pension and postemployment benefits payable	174,061
Claims payable	672,466
Long-term liabilities:	
Due within one year	76,341
Due in more than one year:	
Net pension liability	13,245,139
Net OPEB liability	938,436
Other amounts due in more than one year	194,249
Total liabilities	16,664,179
Deferred inflows of resources:	
Pension	1,833,867
OPEB	2,222,591
Total deferred inflows of resources	4,056,458
Net position:	
Investment in capital assets	300,764
Restricted for:	
OPEB plan	280,564
Locally funded programs	29,554
State funded programs	2,500
Federally funded programs	39,412
Unrestricted (deficit)	(9,287,161)
Total net position (deficit)	\$ (8,634,367)

SEE ACCOMPANYING NOTES TO THE BASIC FINANCIAL STATEMENTS

**FAIRFIELD COUNTY EDUCATIONAL SERVICE CENTER
FAIRFIELD COUNTY, OHIO**

STATEMENT OF ACTIVITIES
FOR THE FISCAL YEAR ENDED JUNE 30, 2023

	Expenses	Program Revenues		Net (Expense)
		Charges for Services and Sales	Operating Grants and Contributions	Revenue and Changes in Net Position Governmental Activities
Governmental activities:				
Instruction:				
Regular	\$ 995,999	\$ 983,522	\$ -	\$ (12,477)
Special	5,040,042	5,018,216	23,205	1,379
Other	48,896	47,441	-	(1,455)
Support services:				
Pupil	3,582,174	3,314,213	184,692	(83,269)
Instructional staff	907,315	361,821	337,681	(207,813)
Board of education	20,913	19,663	-	(1,250)
Administration	2,254,749	1,915,153	323,733	(15,863)
Fiscal	491,048	1,091,174	38,200	638,326
Operations and maintenance	268,868	76,274	-	(192,594)
Pupil transportation	33,679	32,840	-	(839)
Central	636,208	548,803	106,518	19,113
Totals	<u>\$ 14,279,891</u>	<u>\$ 13,409,120</u>	<u>\$ 1,014,029</u>	<u>143,258</u>
General revenues:				
Grants and entitlements not restricted				
to specific programs				748,053
Investment earnings				139,716
Miscellaneous				44,325
Total general revenues				<u>932,094</u>
Change in net position				1,075,352
Net position (deficit) at beginning of year				<u>(9,709,719)</u>
Net position (deficit) at end of year				<u>\$ (8,634,367)</u>

SEE ACCOMPANYING NOTES TO THE BASIC FINANCIAL STATEMENTS

**FAIRFIELD COUNTY EDUCATIONAL SERVICE CENTER
FAIRFIELD COUNTY, OHIO**

BALANCE SHEET
GOVERNMENTAL FUNDS
JUNE 30, 2023

	<u>General</u>	<u>Other Grant</u>	<u>Nonmajor Governmental Funds</u>	<u>Total Governmental Funds</u>
Assets:				
Equity in pooled cash and cash equivalents	\$ 5,883,212	\$ -	\$ 170,966	\$ 6,054,178
Receivables:				
Intergovernmental	67,234	107,202	156,744	331,180
Prepayments	24,637	-	-	24,637
Materials and supplies inventory	1,050	-	-	1,050
Due from other funds	174,788	-	-	174,788
Total assets	<u>\$ 6,150,921</u>	<u>\$ 107,202</u>	<u>\$ 327,710</u>	<u>\$ 6,585,833</u>
Liabilities:				
Accounts payable	\$ 19,186	\$ -	\$ 25,769	\$ 44,955
Accrued wages and benefits payable	1,266,888	-	28,890	1,295,778
Compensated absences payable	16,869	-	-	16,869
Intergovernmental payable	20,115	-	2,639	22,754
Pension and postemployment benefits payable	171,755	-	2,306	174,061
Due to other funds	-	77,648	97,140	174,788
Total liabilities	<u>1,494,813</u>	<u>77,648</u>	<u>156,744</u>	<u>1,729,205</u>
Deferred inflows of resources:				
Intergovernmental revenue not available	-	107,202	5,600	112,802
Fund balances:				
Nonspendable:				
Materials and supplies inventory	1,050	-	-	1,050
Prepays	24,637	-	-	24,637
Restricted:				
State funded programs	-	-	2,500	2,500
Federally funded programs	-	-	39,412	39,412
Assigned:				
Student instruction	22,999	-	-	22,999
Student and staff support	11,710	-	-	11,710
Capital improvements	-	-	129,054	129,054
Workers' compensation	206,401	-	-	206,401
Unassigned (deficit)	4,389,311	(77,648)	(5,600)	4,306,063
Total fund balances	<u>4,656,108</u>	<u>(77,648)</u>	<u>165,366</u>	<u>4,743,826</u>
Total liabilities, deferred inflows and fund balances	<u>\$ 6,150,921</u>	<u>\$ 107,202</u>	<u>\$ 327,710</u>	<u>\$ 6,585,833</u>

SEE ACCOMPANYING NOTES TO THE BASIC FINANCIAL STATEMENTS

**FAIRFIELD COUNTY EDUCATIONAL SERVICE CENTER
FAIRFIELD COUNTY, OHIO**

RECONCILIATION OF TOTAL GOVERNMENTAL FUND BALANCES TO
NET POSITION OF GOVERNMENTAL ACTIVITIES
JUNE 30, 2023

Total governmental fund balances		\$	4,743,826
<i>Amounts reported for governmental activities on the statement of net position are different because:</i>			
Capital assets used in governmental activities are not financial resources and therefore are not reported in the funds.			300,764
Other long-term assets are not available to pay for current-period expenditures and therefore are deferred inflows in the funds.			
Intergovernmental receivable	\$	112,802	
Total			112,802
An internal service fund is used by management to charge the costs of insurance to individual funds. The assets and liabilities of the internal service fund are included in governmental activities on the statement of net position.			(102,819)
The net pension/OPEB assets & liabilities are not due and payable in the current period; therefore, the assets, liabilities and related deferred inflows/outflows are not reported in governmental funds.			
Deferred outflows - pension		3,230,371	
Deferred inflows - pension		(1,833,867)	
Net pension liability		(13,245,139)	
Deferred outflows - OPEB		442,468	
Deferred inflows - OPEB		(2,222,591)	
Net OPEB asset		1,131,975	
Net OPEB liability		(938,436)	
Total			(13,435,219)
Long-term liabilities, including compensated absences, are not due and payable in the current period and therefore are not reported in the funds.			(253,721)
Net position of governmental activities		\$	(8,634,367)

SEE ACCOMPANYING NOTES TO THE BASIC FINANCIAL STATEMENTS

**FAIRFIELD COUNTY EDUCATIONAL SERVICE CENTER
FAIRFIELD COUNTY, OHIO**

STATEMENT OF REVENUES, EXPENDITURES AND CHANGES IN FUND BALANCES
GOVERNMENTAL FUNDS
FOR THE FISCAL YEAR ENDED JUNE 30, 2023

	<u>General</u>	<u>Other Grant</u>	<u>Nonmajor Governmental Funds</u>	<u>Total Governmental Funds</u>
Revenues:				
Intergovernmental	\$ 748,053	\$ 4,000	\$ 1,017,094	\$ 1,769,147
Investment earnings	136,359	-	-	136,359
Tuition	7,424,792	-	-	7,424,792
Services provided to other entities	5,401,999	542,538	-	5,944,537
Miscellaneous	83,581	-	-	83,581
Total revenues	<u>13,794,784</u>	<u>546,538</u>	<u>1,017,094</u>	<u>15,358,416</u>
Expenditures:				
Current:				
Instruction:				
Regular	469,247	543,073	1,296	1,013,616
Special	5,304,001	3,611	17,908	5,325,520
Other	50,582	-	-	50,582
Support services:				
Pupil	3,532,149	13,720	184,692	3,730,561
Instructional staff	587,318	-	337,681	924,999
Board of education	20,916	-	-	20,916
Administration	2,041,125	-	323,733	2,364,858
Fiscal	470,745	-	38,200	508,945
Operations and maintenance	81,116	-	390,451	471,567
Pupil transportation	34,995	-	-	34,995
Central	584,728	-	64,606	649,334
Total expenditures	<u>13,176,922</u>	<u>560,404</u>	<u>1,358,567</u>	<u>15,095,893</u>
Excess of revenues over (under) expenditures	<u>617,862</u>	<u>(13,866)</u>	<u>(341,473)</u>	<u>262,523</u>
Other financing sources (uses):				
Transfers in	-	-	120,870	120,870
Transfers (out)	(120,870)	-	-	(120,870)
Total other financing sources (uses)	<u>(120,870)</u>	<u>-</u>	<u>120,870</u>	<u>-</u>
Net change in fund balances	496,992	(13,866)	(220,603)	262,523
Fund balances (deficit) at beginning of year	4,159,116	(63,782)	385,969	4,481,303
Fund balances (deficit) at end of year	<u>\$ 4,656,108</u>	<u>\$ (77,648)</u>	<u>\$ 165,366</u>	<u>\$ 4,743,826</u>

SEE ACCOMPANYING NOTES TO THE BASIC FINANCIAL STATEMENTS

**FAIRFIELD COUNTY EDUCATIONAL SERVICE CENTER
FAIRFIELD COUNTY, OHIO**

RECONCILIATION OF THE STATEMENT OF REVENUES, EXPENDITURES
AND CHANGES IN FUND BALANCES OF GOVERNMENTAL FUNDS
TO THE STATEMENT OF ACTIVITIES
FOR THE FISCAL YEAR ENDED JUNE 30, 2023

Net change in fund balances - total governmental funds	\$	262,523
<i>Amounts reported for governmental activities in the statement of activities are different because:</i>		
Governmental funds report capital outlays as expenditures. However, in the statement of activities, the cost of those assets is allocated over their estimated useful lives as depreciation expense.		
Capital asset additions	\$ 218,237	
Current year depreciation	(46,062)	
Total		172,175
Revenues in the statement of activities that do not provide current financial resources are not reported as revenues in the funds.		
Intergovernmental	(6,530)	
Total		(6,530)
Contractually required contributions are reported as expenditures in governmental funds; however, the statement of net position reports these amounts as deferred outflows.		
Pension	1,215,608	
OPEB	51,540	
Total		1,267,148
Except for amounts reported as deferred inflows/outflows, changes in the net pension/OPEB liability/asset are reported as pension/OPEB expense in the statement of activities.		
Pension	(1,119,164)	
OPEB	228,177	
Total		(890,987)
Some expenses reported in the statement of activities, such as compensated absences, do not require the use of current financial resources and therefore are not reported as expenditures in governmental funds.		
		103,965
An internal service fund used by management to charge the costs of insurance to individual funds is not reported in the district-wide statement of activities. Governmental fund expenditures and the related internal service fund revenues are eliminated. The net revenue (expense) of the internal service fund is allocated among the governmental activities.		
		167,058
Change in net position of governmental activities	\$	<u>1,075,352</u>

SEE ACCOMPANYING NOTES TO THE BASIC FINANCIAL STATEMENTS

**FAIRFIELD COUNTY EDUCATIONAL SERVICE CENTER
FAIRFIELD COUNTY, OHIO**

STATEMENT OF NET POSITION
PROPRIETARY FUND
JUNE 30, 2023

	<u>Governmental Activities - Internal Service Fund</u>
Assets:	
Equity in pooled cash and cash equivalents	\$ 35,079
Cash with fiscal agent	522,835
Receivables:	
Accounts	11,733
Total assets	<u>569,647</u>
Liabilities:	
Claims payable	<u>672,466</u>
Total liabilities	<u>672,466</u>
Net position:	
Unrestricted (deficit)	(102,819)
Total net position (deficit)	<u>\$ (102,819)</u>

SEE ACCOMPANYING NOTES TO THE BASIC FINANCIAL STATEMENTS

**FAIRFIELD COUNTY EDUCATIONAL SERVICE CENTER
FAIRFIELD COUNTY, OHIO**

STATEMENT OF REVENUES, EXPENSES AND
CHANGES IN NET POSITION
PROPRIETARY FUND
FOR THE FISCAL YEAR ENDED JUNE 30, 2023

	Governmental Activities - Internal Service Fund
Operating revenues:	
Charges for services	\$ 3,238,803
Operating expenses:	
Purchased services	262,477
Other	2,907
Claims	2,809,718
Total operating expenses	3,075,102
Operating income	163,701
Nonoperating revenues:	
Interest revenue	3,357
Change in net position	167,058
Net position (deficit) at beginning of year	(269,877)
Net position (deficit) at end of year	\$ (102,819)

SEE ACCOMPANYING NOTES TO THE BASIC FINANCIAL STATEMENTS

**FAIRFIELD COUNTY EDUCATIONAL SERVICE CENTER
FAIRFIELD COUNTY, OHIO**

STATEMENT OF CASH FLOWS
PROPRIETARY FUND
FOR THE FISCAL YEAR ENDED JUNE 30, 2023

	Governmental Activities - Internal Service Fund
Cash flows from operating activities:	
Cash received from charges for services	\$ 3,238,803
Cash payments for purchased services	(262,477)
Cash payments for claims	(2,763,111)
Cash payments for other expenses	(2,907)
	210,308
Net provided by operating activities	210,308
Cash flows from investing activities:	
Interest received	3,357
	3,357
Net cash provided by investing activities	3,357
Net increase in cash and cash equivalents	213,665
Cash, cash equivalents and cash with fiscal agent at beginning of year	344,249
Cash, cash equivalents and cash with fiscal agent at end of year	\$ 557,914
Reconciliation of operating income to net cash provided by operating activities:	
Operating income	\$ 163,701
Changes in assets and liabilities:	
Accounts receivable	91,721
Claims payable	(45,114)
	(45,114)
Net cash provided by operating activities	\$ 210,308

SEE ACCOMPANYING NOTES TO THE BASIC FINANCIAL STATEMENTS

**FAIRFIELD COUNTY EDUCATIONAL SERVICE CENTER
FAIRFIELD COUNTY, OHIO**

NOTES TO THE BASIC FINANCIAL STATEMENTS
FOR THE FISCAL YEAR ENDED JUNE 30, 2023

NOTE 1 - DESCRIPTION OF THE ESC

The Fairfield County Educational Service Center (the “ESC”) is a body politic and corporate established for the purpose of exercising the rights and privileges conveyed it by the constitution and laws of the State of Ohio. The ESC supplies supervisory, special education, administrative, and other services to the Amanda-Clearcreek, Berne Union, Bloom Carroll, Fairfield Union, Liberty Union-Thurston, Pickerington, Walnut Township Local School Districts and Lancaster City School District. Other entities outside of Fairfield County are served on an individual contract basis for various services. The ESC furnishes leadership and consulting services designed to strengthen the school districts in the area they are unable to finance or staff independently.

The ESC operates under a locally-elected Board form of government consisting of five members elected at-large for staggered four-year terms. The ESC is staffed by 95 classified and 111 certified employees providing educational services to school districts.

NOTE 2 - SUMMARY OF SIGNIFICANT ACCOUNTING POLICIES

The basic financial statements of the ESC have been prepared in conformity with accounting principles generally accepted in the United States of America (GAAP) as applied to governmental units. The Governmental Accounting Standards Board (GASB) is the accepted standard-setting body for establishing governmental accounting and financial reporting principles.

A. Reporting Entity

The reporting entity has been defined in accordance with GASB Statement No. 14, “The Financial Reporting Entity” as amended by GASB Statement No. 39, “Determining Whether Certain Organizations Are Component Units” and GASB Statement No. 61, “The Financial Reporting Entity: Omnibus - an Amendment of GASB Statements No. 14 and No. 34.” The reporting entity is composed of the primary government and component units. The primary government consists of all funds, departments, boards and agencies that are not legally separate from the ESC. For the ESC, this includes general operations and student related activities.

Component units are legally separate organizations for which the ESC is financially accountable. The ESC is financially accountable for an organization if the ESC appoints a voting majority of the organization’s Governing Board and (1) the ESC is able to significantly influence the programs or services performed or provided by the organization; or (2) the ESC is legally entitled to or can otherwise access the organization’s resources; or (3) the ESC is legally obligated or has otherwise assumed the responsibility to finance the deficits of, or provide financial support to, the organization; or (4) the ESC is obligated for the debt of the organization. Component units may also include organizations that are fiscally dependent on the ESC in that the ESC approves the budget, the issuance of debt or the levying of taxes. Certain organizations are also included as component units if the nature and significance of the relationship between the primary government and the organization is such that exclusion by the primary government would render the primary government’s financial statements incomplete or misleading. Based upon the application of these criteria, the ESC has no component units. The basic financial statements of the reporting entity include only those of the ESC (the primary government).

**FAIRFIELD COUNTY EDUCATIONAL SERVICE CENTER
FAIRFIELD COUNTY, OHIO**

NOTES TO THE BASIC FINANCIAL STATEMENTS
FOR THE FISCAL YEAR ENDED JUNE 30, 2023

NOTE 2 - SUMMARY OF SIGNIFICANT ACCOUNTING POLICIES - (Continued)

The following organizations are described due to their relationship to the ESC:

JOINTLY GOVERNED ORGANIZATIONS

Metropolitan Educational Technology Association (“META”) - META is a jointly governed organization among school districts in Franklin, Fairfield, Madison, Pickaway and Union counties. The organization was formed for the purpose of applying modern technology, with the aid of computers and other electronic equipment, the administrative and instructional functions among member districts. Each of the member districts support META based upon a per pupil charge, dependent upon the services utilized. The governing board consists of a representative from each Franklin County district. Districts outside of Franklin County are associate members and each County selects a single district to represent them on the governing board. META is its own fiscal agent. The ESC paid \$27,254 to META for services provided during fiscal year 2023. In accordance with GASB Statement No. 61, the ESC does not have an equity interest in META because the residual interest in the net resources of a joint venture upon dissolution is not equivalent to any equity interest.

South Central Ohio Insurance Consortium (“SCOIC”) - The SCOIC is a regional council of governments organized under Ohio Revised Code Chapter 167. The SCOIC’s primary purpose and objective is establishing and carrying out a cooperative health program for its member organizations. The governing board consists of the superintendent or other designee appointed by each of the members of the SCOIC. The ESC does not have an ongoing financial interest in or ongoing financial responsibility for the SCOIC other than medical and dental claims paid on behalf of the ESC for its employees.

Eastland-Fairfield Career and Technical School District (the “Career Center”) - the ESC is a member of the Career Center. The Career Center has a nine-member board of education. Representatives of the Career Center consist of two ESC board members who serve for two years, then the other three ESC board members which serve for the next two years. The Career Center alternates this schedule with the Educational Service Center of Central Ohio. The ESC has no ongoing financial interest or financial responsibility to the Career Center. The ESC made no payments to the Career Center during the fiscal year.

B. Fund Accounting

The ESC uses funds to maintain its financial records during the year. A fund is defined as a fiscal and accounting entity with a self-balancing set of accounts. There are three categories of funds: governmental, proprietary and fiduciary.

GOVERNMENTAL FUNDS

Governmental funds are those through which most governmental functions typically are financed. Governmental fund reporting focuses on the sources, uses and balances of current financial resources. Expendable assets are assigned to the various governmental funds according to the purposes for which they may or must be used. Current liabilities are assigned to the fund from which they will be paid. The difference between governmental fund assets and deferred outflows of resources and liabilities and deferred inflows of resources are reported as fund balance. The following are the ESC’s major governmental funds:

General fund - The general fund is used to account for and report all financial resources not accounted for and reported in another fund. The general fund balance is available for any purpose provided it is expended or transferred according to the general laws of Ohio.

Other grant fund - The other grant fund is used to account for the proceeds of specific revenue sources, except for state and federal grants that are legally restricted to expenditures for specified purposes. The ESC uses this fund to account for the Emergency Assistance to Non-Public Schools (EANS) program, among others.

**FAIRFIELD COUNTY EDUCATIONAL SERVICE CENTER
FAIRFIELD COUNTY, OHIO**

NOTES TO THE BASIC FINANCIAL STATEMENTS
FOR THE FISCAL YEAR ENDED JUNE 30, 2023

NOTE 2 - SUMMARY OF SIGNIFICANT ACCOUNTING POLICIES - (Continued)

Other governmental funds of the ESC are used to account for (a) financial resources restricted, committed, or assigned to expenditures for capital outlays, and (b) specific revenue sources that are restricted or committed to an expenditure for specified purposes other than capital projects.

PROPRIETARY FUNDS

Proprietary funds are used to account for the ESC's ongoing activities which are similar to those often found in the private sector. The ESC has no enterprise funds. The following is a description of the ESC's internal service fund:

Internal service fund - The internal service fund is used to account for the financing of goods or services provided by one department or agency to other departments or agencies of the ESC, or to other governments, on a cost-reimbursement basis. The internal service fund of the ESC accounts for a self-insurance program.

FIDUCIARY FUNDS

Fiduciary fund reporting focuses on net position and changes in net position. The fiduciary fund category is split into four classifications: pension trust funds, investment trust funds, private-purpose trust funds and custodial funds. Trust funds are used to account for assets held by the ESC under a trust agreement for individuals, private organizations, or other governments and are therefore not available to support the ESC's own programs. Custodial funds are used to report fiduciary activities that are not required to be reported in a trust fund. The ESC has no trust or custodial funds.

C. Basis of Presentation and Measurement Focus

Government-Wide Financial Statements - The statement of net position and the statement of activities display information about the ESC as a whole. These statements include the financial activities of the primary government. Internal service fund operating activities are eliminated to avoid overstatement of revenues and expenses.

The government-wide statement of activities presents a comparison between direct expenses and program revenues for each function or program of the governmental activities of the ESC. Direct expenses are those that are specifically associated with a service, program or department and therefore clearly identifiable to a particular function. Program revenues include amounts paid by the recipient of goods or services offered by the program and grants and contributions that are restricted to meeting the operational or capital requirements of a particular program. Revenues not classified as program revenues are presented as general revenues of the ESC.

The government-wide financial statements are prepared using the economic resources measurement focus. All assets, deferred outflows, liabilities and deferred inflows associated with the operation of the ESC are included on the statement of net position.

Fund Financial Statements - Fund financial statements report detailed information about the ESC. The focus of governmental fund financial statements is on major funds rather than reporting funds by type. Each major fund is presented in a separate column, and all nonmajor funds are aggregated into one column.

All governmental funds are accounted for using a flow of current financial resources measurement focus. With this measurement focus, only current assets, deferred outflows of resources and current liabilities and deferred inflows of resources generally are included on the balance sheet. The statement of revenues, expenditures and changes in fund balances reports on the sources (i.e., revenues and other financing sources) and uses (i.e., expenditures and other financing uses) of current financial resources. This approach differs from the manner in which the governmental activities of the government-wide financial statements are prepared. Governmental fund financial statements therefore include reconciliations with brief explanations to better identify the relationship between the government-wide statements and the statements for governmental funds.

**FAIRFIELD COUNTY EDUCATIONAL SERVICE CENTER
FAIRFIELD COUNTY, OHIO**

NOTES TO THE BASIC FINANCIAL STATEMENTS
FOR THE FISCAL YEAR ENDED JUNE 30, 2023

NOTE 2 - SUMMARY OF SIGNIFICANT ACCOUNTING POLICIES - (Continued)

Like the government-wide statements, the internal service fund is accounted for on a flow of economic resources measurement focus. All assets and deferred outflows of resources and all liabilities and deferred inflows of resources associated with the operation of this fund is included on the statement of net position for proprietary fund. The statement of revenues, expenses and changes in net position for proprietary fund presents increases (i.e., revenues) and decreases (i.e., expenses) in net total position. The statement of cash flows provides information about how the ESC finances and meets the cash flow needs of its proprietary activity.

Proprietary funds distinguish operating revenues and expenses from nonoperating items. Operating revenues and expenses generally result from providing services and producing and delivering goods in connection with a proprietary fund's principal ongoing operation. The principal operating revenues of the ESC's internal service fund is charges for services. Operating expenses for internal service fund includes purchased services and claims expenses. All revenues and expenses not meeting this definition are reported as nonoperating revenues and expenses.

D. Basis of Accounting

Basis of accounting determines when transactions are recorded in the financial records and reported on the financial statements. Government-wide financial statements are prepared using the accrual basis of accounting. Governmental funds use the modified accrual basis of accounting. Proprietary funds also use the accrual basis of accounting.

Revenues - Exchange and Nonexchange Transactions - Revenue resulting from exchange transactions, in which each party gives and receives essentially equal value, is recorded on the accrual basis when the exchange takes place. On a modified accrual basis, revenue is recorded in the fiscal year in which the resources are measurable and become available. Available means that the resources will be collected within the current fiscal year or are expected to be collected soon enough thereafter to be used to pay liabilities of the current fiscal year. For the ESC, available means expected to be received within sixty days of fiscal year end.

Nonexchange transactions, in which the ESC receives value without directly giving equal value in return, include grants, entitlements and donations.

Revenue from grants, entitlements and donations is recognized in the fiscal year in which all eligibility requirements have been satisfied. Eligibility requirements include timing requirements, which specify the year when the resources are required to be used or the fiscal year when use is first permitted, matching requirements, in which the ESC must provide local resources to be used for a specified purpose, and expenditure requirements, in which the resources are provided to the ESC on a reimbursement basis. On a modified accrual basis, revenue from nonexchange transactions must also be available before it can be recognized.

Under the modified accrual basis, the following revenue sources are considered to be both measurable and available at fiscal year-end: tuition, grants, accrued interest, and contract services.

Deferred Outflows of Resources and Deferred Inflows of Resources - In addition to assets, the government-wide statement of net position will report a separate section for deferred outflows of resources. Deferred outflows of resources represent a consumption of net assets that applies to a future period and will not be recognized as an outflow of resources (expense/expenditure) until then. See Notes 10 and 11 for deferred outflows of resources related to net pension liability and net OPEB liability/asset, respectively.

**FAIRFIELD COUNTY EDUCATIONAL SERVICE CENTER
FAIRFIELD COUNTY, OHIO**

NOTES TO THE BASIC FINANCIAL STATEMENTS
FOR THE FISCAL YEAR ENDED JUNE 30, 2023

NOTE 2 - SUMMARY OF SIGNIFICANT ACCOUNTING POLICIES - (Continued)

In addition to liabilities, both the government-wide statement of net position and the governmental fund financial statements report a separate section for deferred inflows of resources. Deferred inflows of resources represent an acquisition of net assets that applies to a future period and will not be recognized as an inflow of resources (revenue) until that time. For the ESC, deferred inflows of resources unavailable revenue. Unavailable revenue is reported only on the governmental funds balance sheet and represents receivables which will not be collected within the available period. These amounts are deferred and recognized as an inflow of resources in the period the amounts become available.

See Notes 10 and 11 for deferred inflows of resources related to net pension liability and net OPEB liability/asset, respectively. These deferred inflows of resources are only reported on the government-wide statement of net position.

Expenses/Expenditures - On the accrual basis of accounting, expenses are recognized at the time they are incurred.

The measurement focus of governmental fund accounting is on decreases in net financial resources (expenditures) rather than expenses. Expenditures are generally recognized in the accounting period in which the related fund liability is incurred, if measurable. Allocations of cost, such as depreciation and amortization, are not recognized in governmental funds.

E. Budgets

In fiscal year 2004, the ESC requirement to file budgetary information with the Ohio Department of Education was eliminated. Even though the budgetary process for the ESC is discretionary, the ESC continues to have its Board approve appropriations and estimated resources. The ESC's Board adopts an annual appropriation resolution, which is the Board's authorization to spend resources and sets annual limits on expenditures plus encumbrances at the level of control selected by the Board. The level of control has been established by the Board at the fund level for funds. Budgetary information for the general fund and other grants fund has been presented as supplementary information to the basic financial statements.

F. Cash and Cash Equivalents

To improve cash management, cash received by the ESC is pooled in a central bank account. Monies for all funds are maintained in this pool. Individual fund integrity is maintained through the ESC's records. Each fund's interest in the pool is presented as "equity in pooled cash and cash equivalents" on the basic financial statements.

During fiscal year 2023, investments were limited to investments in the State Treasury Asset Reserve of Ohio (STAR Ohio). Except for nonparticipating investment contracts, investments are reported at fair value, which is based on quoted market prices.

STAR Ohio is an investment pool managed by the State Treasurer's Office which allows governments within the State to pool their funds for investment purposes. STAR Ohio is not registered with the SEC as an investment company, but has adopted Governmental Accounting Standards Board (GASB), Statement No. 79, "Certain External Investment Pools and Pool Participants." The ESC measures their investment in STAR Ohio at the net asset value (NAV) per share provided by STAR Ohio. The NAV per share is calculated on an amortized cost basis that provides an NAV per share that approximates fair value.

There were no limitations or restrictions on any participant withdrawals due to redemption notice periods, liquidity fees, or redemption gates. However, 24-hour notice in advance of all deposits and withdrawals exceeding \$100 million is encouraged. STAR Ohio reserves the right to limit the transaction to \$250 million, requiring the excess amount to be transacted the following business day(s), but only to the \$250 million limit. All accounts of the participant will be combined for these purposes.

**FAIRFIELD COUNTY EDUCATIONAL SERVICE CENTER
FAIRFIELD COUNTY, OHIO**

NOTES TO THE BASIC FINANCIAL STATEMENTS
FOR THE FISCAL YEAR ENDED JUNE 30, 2023

NOTE 2 - SUMMARY OF SIGNIFICANT ACCOUNTING POLICIES - (Continued)

Under existing Ohio statutes all investment earnings are assigned to the general fund unless statutorily required to be credited to a specific fund. Earnings on investments revenue credited to the general fund during fiscal 2023 totaled \$136,359 which includes \$6,358 assigned from other ESC funds.

For presentation on the basic financial statements, investments of the cash management pool and investments with original maturities of three months or less at the time they are purchased by the ESC are considered to be cash equivalents.

Cash that is held separately with the ESC's third party administrator for its self-insurance program, and not included in the ESC Treasury, is recorded as "cash with fiscal agent".

An analysis of the ESC's deposits and investments at year end is provided in Note 4.

G. Capital Assets

General capital assets are those assets specifically related to governmental activities. These assets generally result from expenditures in the governmental funds. These assets are reported in the governmental activities column of the government-wide statement of net position but are not reported in the fund financial statements.

All capital assets are capitalized at cost (or estimated historical cost) and updated for additions and retirements during the year. Donated capital assets are recorded at their acquisition values as of the date received. The ESC maintains a capitalization threshold of \$500. The ESC does not possess any infrastructure. Improvements are capitalized; the costs of normal maintenance and repairs that do not add to the value of the asset or materially extend an asset's life are not.

All reported capital assets are depreciated. Improvements are depreciated over the remaining useful lives of the related capital assets.

Depreciation is computed using the straight-line method over the following useful lives:

<u>Description</u>	Governmental Activities <u>Estimated Lives</u>
Furniture, fixtures and equipment	5 - 10 years

H. Compensated Absences

Compensated absences of the ESC consist of vacation leave and sick leave to the extent that payments to the employee for these absences are attributable to services already rendered and are not contingent on a specific event that is outside the control of the ESC and the employee.

**FAIRFIELD COUNTY EDUCATIONAL SERVICE CENTER
FAIRFIELD COUNTY, OHIO**

NOTES TO THE BASIC FINANCIAL STATEMENTS
FOR THE FISCAL YEAR ENDED JUNE 30, 2023

NOTE 2 - SUMMARY OF SIGNIFICANT ACCOUNTING POLICIES - (Continued)

In accordance with the provisions of GASB Statement No. 16, "Accounting for Compensated Absences," a liability for vacation leave is accrued if (a) the employees' rights to payment are attributable to services already rendered; and (b) it is probable that the employer will compensate the employees for the benefits through paid time off or other means, such as cash payment at termination or retirement. An accrual for earned sick leave is made to the extent that it is probable that the benefits will result in termination (severance) payments. A liability for sick leave is accrued using the vesting method; i.e., the liability is based on the sick leave accumulated at the balance sheet date by those employees who are currently eligible to receive termination (severance) payments, as well as those employees expected to become eligible in the future. For purposes of establishing a liability for sick leave on employees expected to become eligible to retire in the future, all employees with at least 10 years of service were considered expected to become eligible to retire in accordance with GASB Statement No. 16.

The total liability for vacation and sick leave payments has been calculated using pay rates in effect at June 30, 2023 and reduced to the maximum payment allowed by labor contracts and/or statute, plus any applicable additional salary related payments.

The entire compensated absence liability is reported on the government-wide financial statements.

For governmental fund financial statements, compensated absences are recognized as liabilities and expenditures as payments come due each period upon the occurrence of employee resignations and retirements.

I. Accrued Liabilities and Long-Term Obligations

All payables, accrued liabilities and long-term obligations are reported in the government-wide financial statements.

In general, governmental fund payables and accrued liabilities that, once incurred, are paid in a timely manner and in full from current financial resources are reported as obligations of the funds. However, compensated absences, net pension liability and net OPEB liability that will be paid from governmental funds are reported as a liability in the fund financial statements only to the extent that they are due for payment during the current year. Net pension/OPEB liability should be recognized in the governmental funds to the extent that benefit payments are due and payable and the pension/OPEB plan's fiduciary net position is not sufficient for payment of those benefits.

J. Fund Balance

Fund balance is divided into five classifications based primarily on the extent to which the ESC is bound to observe constraints imposed upon the use of the resources in the governmental funds. The classifications are as follows:

Nonspendable - The nonspendable fund balance classification includes amounts that cannot be spent because they are not in spendable form or legally required to be maintained intact. The "not in spendable form" criterion includes items that are not expected to be converted to cash.

Restricted - Fund balance is reported as restricted when constraints are placed on the use of resources that are either externally imposed by creditors (such as through debt covenants), grantors, contributors, or laws or regulations of other governments, or imposed by law through constitutional provisions or enabling legislation.

Committed - The committed fund balance classification includes amounts that can be used only for the specific purposes imposed by a formal action (resolution) of the Governing Board (the highest level of decision making authority). Those committed amounts cannot be used for any other purpose unless the Governing Board removes or changes the specified use by taking the same type of action (resolution) it employed to previously commit those amounts. Committed fund balance also incorporates contractual obligations to the extent that existing resources in the fund have been specifically committed for use in satisfying those contractual requirements.

**FAIRFIELD COUNTY EDUCATIONAL SERVICE CENTER
FAIRFIELD COUNTY, OHIO**

NOTES TO THE BASIC FINANCIAL STATEMENTS
FOR THE FISCAL YEAR ENDED JUNE 30, 2023

NOTE 2 - SUMMARY OF SIGNIFICANT ACCOUNTING POLICIES - (Continued)

Assigned - Amounts in the assigned fund balance classification are intended to be used by the ESC for specific purposes but do not meet the criteria to be classified as restricted nor committed. In governmental funds other than the general fund, assigned fund balance represents the remaining amount that is not restricted or committed. In the general fund, assigned amounts represent intended uses established by policies of the Governing Board, which includes giving the Treasurer the authority to constrain monies for intended purposes.

Unassigned - Unassigned fund balance is the residual classification for the general fund and includes all spendable amounts not contained in the other classifications. In other governmental funds, the unassigned classification is only used to report a deficit fund balance resulting from overspending for specific purposes for which amounts had been restricted, committed, or assigned.

The ESC applies restricted resources first when expenditures are incurred for purposes for which restricted and unrestricted (committed, assigned, and unassigned) fund balance is available. Similarly, within unrestricted fund balance, committed amounts are reduced first followed by assigned, and then unassigned amounts when expenditures are incurred for purposes for which amounts in any of the unrestricted fund balance classifications could be used.

K. Net Position

Net position represents the difference between assets and deferred outflows and liabilities and deferred inflows. The net position component "investment in capital assets," consists of capital assets, net of accumulated depreciation. Net position is reported as restricted when there are limitations imposed on its use either through the enabling legislation adopted by the ESC or through external restrictions imposed by creditors, grantors or laws or regulations of other governments.

The ESC applies restricted resources first when an expense is incurred for purposes for which both restricted and unrestricted net position is available.

L. Prepayments

Certain payments to vendors reflect the costs applicable to future accounting periods and are recorded as prepaid items in both government-wide and fund financial statements. These items are reported as assets on the balance sheet using the consumption method. A current asset for the prepaid amounts is recorded at the time of the purchase and the expenditure/expense is reported in the year in which services are consumed.

M. Estimates

The preparation of the basic financial statements in conformity with GAAP requires management to make estimates and assumptions that affect the amounts reported in the basic financial statements and accompanying notes. Actual results may differ from those estimates.

N. Interfund Activity

Exchange transactions between funds are reported as revenues in the seller funds and as expenditures/expenses in the purchaser funds. Flows of cash or goods from one fund to another without a requirement for repayment are reported as interfund transfers. Repayments from funds responsible for particular expenditures/expenses to the funds that initially paid for them are not presented on the basic financial statements. Interfund activities between governmental funds are eliminated in the statement of activities.

**FAIRFIELD COUNTY EDUCATIONAL SERVICE CENTER
FAIRFIELD COUNTY, OHIO**

NOTES TO THE BASIC FINANCIAL STATEMENTS
FOR THE FISCAL YEAR ENDED JUNE 30, 2023

NOTE 2 - SUMMARY OF SIGNIFICANT ACCOUNTING POLICIES - (Continued)

O. Interfund Balances

Interfund loans that are used to cover negative cash balances are classified as “due to/from other funds”. These amounts are eliminated in the governmental activities column on the statement of net position.

P. Pensions/Other Postemployment Benefits (OPEB)

For purposes of measuring the net pension/OPEB liability, net OPEB asset, deferred outflows of resources and deferred inflows of resources related pensions/OPEB, and pension/OPEB expense, information about the fiduciary net position of the pension/OPEB plans and additions to/deductions from their fiduciary net position have been determined on the same basis as they are reported by the pension/OPEB plan. For this purpose, benefit payments (including refunds of employee contributions) are recognized when due and payable in accordance with the benefit terms. The pension/OPEB plans report investments at fair value.

Q. Inventory

On government-wide financial statements, inventories are presented at the lower of cost or market on a first-in first-out basis and are expensed when used.

On fund financial statements, inventories of governmental funds are stated at cost. Cost is determined on a first-in first-out basis. Inventory in governmental funds consists of expendable supplies held for consumption. The cost of inventory items is recorded as an expenditure in the governmental fund types when consumed or used.

R. Extraordinary and Special Items

Extraordinary items are transactions or events that are both unusual in nature and infrequent in occurrence. Special items are transactions or events that are within the control of the Governing Board and that are either unusual in nature or infrequent in occurrence. Neither type of transaction occurred during fiscal year 2023.

NOTE 3 - ACCOUNTABILITY AND COMPLIANCE

A. Change in Accounting Principles

For fiscal year 2023, the ESC has implemented GASB Statement No. 91, “Conduit Debt Obligations”, GASB Statement No. 94, “Public-Private and Public-Public Partnerships and Availability Payment Arrangements”, GASB Statement No. 96, “Subscription Based Information Technology Arrangements”, certain questions and answers of GASB Implementation Guide 2021-1 and certain paragraphs of GASB Statement No. 99, “Omnibus 2022”.

GASB Statement No. 91 provides a single method of reporting conduit debt obligations by issuers and eliminate diversity in practice associated with (1) commitments extended by issuers, (2) arrangements associated with conduit debt obligations, and (3) related note disclosures. This Statement achieves those objectives by clarifying the existing definition of a conduit debt obligation; establishing that a conduit debt obligation is not a liability of the issuer; establishing standards for accounting and financial reporting of additional commitments and voluntary commitments extended by issuers and arrangements associated with conduit debt obligations; and improving required note disclosures. The implementation of GASB Statement No. 91 did not have an effect on the financial statements of the ESC.

**FAIRFIELD COUNTY EDUCATIONAL SERVICE CENTER
FAIRFIELD COUNTY, OHIO**

NOTES TO THE BASIC FINANCIAL STATEMENTS
FOR THE FISCAL YEAR ENDED JUNE 30, 2023

NOTE 3 - ACCOUNTABILITY AND COMPLIANCE - (Continued)

GASB Statement No. 94 is to improve financial reporting by addressing issues related to public-private and public partnership arrangements (PPPs). As used in this Statement, a PPP is an arrangement in which a government (the transferor) contracts with an operator (a governmental or nongovernmental entity) to provide public services by conveying control of the right to operate or use a nonfinancial asset, such as infrastructure or other capital asset (the underlying PPP asset), for a period of time in an exchange or exchange-like transaction. The implementation of GASB Statement No. 94 did not have an effect on the financial statements of the ESC.

GASB Statement No. 96 provides guidance on the accounting and financial reporting for subscription-based information technology arrangements (SBITAs) for government end users (governments). This Statement (1) defines a SBITA; (2) establishes that a SBITA results in a right-to-use subscription asset—an intangible asset—and a corresponding subscription liability; (3) provides the capitalization criteria for outlays other than subscription payments, including implementation costs of a SBITA; and (4) requires note disclosures regarding a SBITA. To the extent relevant, the standards for SBITAs are based on the standards established in Statement No. 87, Leases, as amended. The implementation of GASB Statement No. 96 did not have an effect on the financial statements of the ESC.

GASB Implementation Guide 2021-1 provides clarification on issues related to previously established GASB guidance. The implementation of GASB Implementation Guide 2021-1 did not have an effect on the financial statements of the ESC.

GASB Statement No. 99 to enhance comparability in accounting and financial reporting and to improve the consistency of authoritative literature by addressing (1) practice issues that have been identified during implementation and application of certain GASB Statements and (2) accounting and financial reporting for financial guarantees. The implementation of GASB Statement No. 99 did not have an effect on the financial statements of the ESC.

B. Nonmajor Deficit Fund Balances

Nonmajor fund balances at June 30, 2023 included the following individual fund deficits:

<u>Nonmajor funds</u>	<u>Deficit</u>
Elementary and Secondary School Emergency Relief (ESSER)	\$ 1,794
Governor's Emergency Education Relief (GEER)	3,806

The general fund is liable for any deficit in these funds and provides transfers when cash is required, not when accruals occur. The deficit fund balances resulted from adjustments for accrued liabilities.

NOTE 4 - DEPOSITS AND INVESTMENTS

State statutes classify monies held by the ESC into three categories.

Active deposits are public deposits necessary to meet current demands on the treasury. Such monies must be maintained either as cash in the ESC treasury, in commercial accounts payable or withdrawable on demand, including negotiable order of withdrawal (NOW) accounts, or in money market deposit accounts.

Inactive deposits are public deposits that the Governing Board has identified as not required for use within the current five-year period of designation of depositories. Inactive deposits must either be evidenced by certificates of deposit maturing not later than the end of the current period of designation of depositories, or by savings or deposit accounts including, but not limited to, passbook accounts.

**FAIRFIELD COUNTY EDUCATIONAL SERVICE CENTER
FAIRFIELD COUNTY, OHIO**

NOTES TO THE BASIC FINANCIAL STATEMENTS
FOR THE FISCAL YEAR ENDED JUNE 30, 2023

NOTE 4 - DEPOSITS AND INVESTMENTS - (Continued)

Interim deposits are deposits of interim monies. Interim monies are those monies which are not needed for immediate use, but which will be needed before the end of the current period of designation of depositories.

Interim deposits must be evidenced by time certificates of deposit maturing not more than one year from the date of deposit or by savings or deposit accounts including passbook accounts.

Interim monies may be deposited or invested in the following securities:

1. United States Treasury Notes, Bills, Bonds, or any other obligation or security issued by the United States Treasury or any other obligation guaranteed as to principal and interest by the United States;
2. Bonds, notes, debentures, or any other obligations or securities issued by any federal government agency or instrumentality, including, but not limited to, the Federal National Mortgage Association, Federal Home Loan Bank, Federal Farm Credit Bank, Federal Home Loan Mortgage Corporation, and Government National Mortgage Association. All federal agency securities shall be direct issuances of federal government agencies or instrumentalities;
3. Written repurchase agreements in the securities listed above provided that the market value of the securities subject to the repurchase agreement must exceed the principal value of the agreement by at least two percent and be marked to market daily, and that the term of the agreement must not exceed thirty days;
4. Bonds and other obligations of the State of Ohio, and with certain limitations including a requirement for maturity within ten years from the date of settlement, bonds and other obligations of political subdivisions of the State of Ohio, if training requirements have been met;
5. Time certificates of deposit or savings or deposit accounts including, but not limited to, passbook accounts;
6. No-load money market mutual funds consisting exclusively of obligations described in division (1) or (2) and repurchase agreements secured by such obligations, provided that investments in securities described in this division are made on through eligible institutions;
7. The State Treasurer's investment pool, the State Treasury Asset Reserve of Ohio (STAR Ohio); and
8. Certain banker's acceptance and commercial paper notes for a period not to exceed one hundred eighty days and two hundred seventy days, respectively, from the purchase date in an amount not to exceed forty percent of the interim monies available for investment at any one time if training requirements have been met.

Investments in stripped principal or interest obligations, reverse repurchase agreements and derivatives are prohibited. The issuance of taxable notes for the purpose of arbitrage, the use of leverage and short selling are also prohibited. Except as noted above, an investment must mature within five years from the date of purchase unless matched to a specific obligation or debt of the ESC, and must be purchased with the expectation that it will be held to maturity. Investments may only be made through specified dealers and institutions. Payment for investments may be made only upon delivery of the securities representing the investments to the Treasurer or, if the securities are not represented by a certificate, upon receipt of confirmation of transfer from the custodian.

Protection of the deposits is provided by the Federal Deposit Insurance Corporation (FDIC), by eligible securities pledged by the financial institution as security for repayment, or by the financial institutions participation in the Ohio Pooled Collateral System (OPCS), a collateral pool of eligible securities deposited with a qualified trustee and pledged to the Treasurer of State to secure the repayment of all public monies deposited in the financial institution.

**FAIRFIELD COUNTY EDUCATIONAL SERVICE CENTER
FAIRFIELD COUNTY, OHIO**

NOTES TO THE BASIC FINANCIAL STATEMENTS
FOR THE FISCAL YEAR ENDED JUNE 30, 2023

NOTE 4 - DEPOSITS AND INVESTMENTS - (Continued)

A. Cash with Fiscal Agent

At June 30, 2023, the ESC had \$522,835 on deposit in its self-insurance fiscal agent account. This amount is not part of the ESC's internal investment pool and has been excluded from the total amount of deposits reported below.

B. Deposits with Financial Institutions

At June 30, 2023, the carrying amount of all ESC deposits was \$4,404,136. Based on the criteria described in GASB Statement No. 40, "Deposits and Investment Risk Disclosures," as of June 30, 2023, \$4,235,536 of the ESC's bank balance of \$4,485,536 was exposed to custodial risk as discussed below, while \$250,000 was covered by the FDIC.

Custodial credit risk is the risk that, in the event of bank failure, the ESC will not be able to recover deposits or collateral securities that are in the possession of an outside party. The ESC has no deposit policy for custodial credit risk beyond the requirements of State statute. Ohio law requires that deposits either be insured or protected by (1) eligible securities pledged to the ESC and deposited with a qualified trustee by the financial institution as security for repayment whose fair value at all times shall be at least 105 percent of the deposits being secured, or (2) participation in the Ohio Pooled Collateral System (OPCS), a collateral pool of eligible securities deposited with a qualified trustee and pledged to the Treasurer of State to secure the repayment of all public monies deposited in the financial institution. OPCS requires the total fair value of the securities pledged to be 102 percent of the deposits being secured or a rate set by the Treasurer of State. For fiscal year 2023, the ESC's financial institutions were approved for a reduced collateral rate of 50 percent through the OPCS. Although all statutory requirements for the deposit of money had been followed, noncompliance with Federal requirements could potentially subject the ESC to a successful claim by the FDIC.

C. Investments

As of June 30, 2023, the ESC had the following investments and maturities:

<u>Measurement/Investment type:</u>	<u>Measurement value</u>	<u>Investment Maturities 6 months or less</u>
<i>Amortized cost:</i>		
STAR Ohio	<u>\$ 1,685,121</u>	<u>\$ 1,685,121</u>

Interest Rate Risk: Interest rate risk arises as potential purchasers of debt securities will not agree to pay face value for those securities if interest rates subsequently increase. As a means of limiting its exposure to fair value losses arising from rising interest rates and according to State law, the ESC's investment policy limits investment portfolio maturities to five years or less.

Credit Risk: Standard and Poor's has assigned STAR Ohio an AAAM money market rating. Ohio law requires that STAR Ohio maintain the highest rating provided by at least one nationally recognized standard service rating.

Concentration of Credit Risk: The ESC places no limit on the amount that may be invested in any one issuer. The following table includes the percentage of each investment type held by the ESC at June 30, 2023:

<u>Measurement/Investment type:</u>	<u>Measurement value</u>	<u>% of total</u>
<i>Amortized cost:</i>		
STAR Ohio	<u>\$ 1,685,121</u>	<u>100.00%</u>

**FAIRFIELD COUNTY EDUCATIONAL SERVICE CENTER
FAIRFIELD COUNTY, OHIO**

NOTES TO THE BASIC FINANCIAL STATEMENTS
FOR THE FISCAL YEAR ENDED JUNE 30, 2023

NOTE 4 - DEPOSITS AND INVESTMENTS - (Continued)

D. Reconciliation of Cash and Investments to the Statement of Net Position

The following is a reconciliation of cash, investments and cash with fiscal agent as reported in the note above to cash and cash equivalents and cash with fiscal agent as reported on the statement of net position as of June 30, 2023:

<u>Cash and investments per note</u>	
Carrying amount of deposits	\$ 4,404,136
Investments	1,685,121
Cash with fiscal agent	<u>522,835</u>
Total	<u>\$ 6,612,092</u>
 <u>Cash and investments per statement of net position</u>	
Governmental activities	<u>\$ 6,612,092</u>

NOTE 5 - INTERFUND TRANSACTIONS

- A. Interfund balances consisted of the following due to/from other funds at June 30, 2023, as reported on the fund statements:

<u>Due to the general fund from:</u>		<u>Amount</u>
Other grants fund		\$ 77,648
Nonmajor governmental funds		<u>97,140</u>
Total		<u>\$ 174,788</u>

The primary purpose of the interfund loans due to the general fund is to cover negative cash balances in the nonmajor governmental funds. These negative cash balances are allowable under Ohio Revised Code Section 3315.20. The interfund balances will be repaid once the anticipated revenues are received.

Amounts due to/from other funds between governmental funds are eliminated on the government-wide financial statements.

- B. Interfund transfers for the year ended June 30, 2023, consisted of the following, as reported on the fund financial statements:

<u>Transfers from general fund to:</u>		<u>Amount</u>
Nonmajor governmental funds		<u>\$ 120,870</u>

Transfers are used to move revenues from the fund that statute or budget required to collect them to the fund that statute or budget requires to expend them and to use unrestricted revenues collected in the general fund to finance various programs accounted for in other funds in accordance with budgetary authorizations.

All transfers made in fiscal year 2023 were in accordance with Ohio Revised Code Sections 5705.14, 5705.15 and 5705.16. Transfers between governmental funds are eliminated for reporting on the government-wide financial statements.

**FAIRFIELD COUNTY EDUCATIONAL SERVICE CENTER
FAIRFIELD COUNTY, OHIO**

NOTES TO THE BASIC FINANCIAL STATEMENTS
FOR THE FISCAL YEAR ENDED JUNE 30, 2023

NOTE 6 - RECEIVABLES

Receivables at June 30, 2023 consisted of amounts due from other governments and accounts receivable. All receivables are considered collectible in full. A summary of the principal items of intergovernmental receivables reported in the statement of net position follows:

Governmental activities:

Services provided to other entities	\$ 148,136
Grants	156,744
Other	<u>26,300</u>
Total intergovernmental receivable	<u>\$ 331,180</u>

Receivables have been disaggregated on the face of the basic financial statements. All receivables are expected to be collected in the subsequent year.

NOTE 7 - CAPITAL ASSETS

Capital asset activity for the fiscal year ended June 30, 2023, was as follows:

	<u>Balance 06/30/22</u>	<u>Additions</u>	<u>Deductions</u>	<u>Balance 06/30/23</u>
Governmental activities:				
<i>Capital assets, being depreciated:</i>				
Furniture, fixtures and equipment	\$ 326,210	\$ 218,237	\$ -	\$ 544,447
Total capital assets, being depreciated	<u>326,210</u>	<u>218,237</u>	<u>-</u>	<u>544,447</u>
<i>Less: accumulated depreciation:</i>				
Furniture, fixtures and equipment	<u>(197,621)</u>	<u>(46,062)</u>	<u>-</u>	<u>(243,683)</u>
Total accumulated depreciation	<u>(197,621)</u>	<u>(46,062)</u>	<u>-</u>	<u>(243,683)</u>
Governmental activities capital assets, net	<u>\$ 128,589</u>	<u>\$ 172,175</u>	<u>\$ -</u>	<u>\$ 300,764</u>

Depreciation expense was charged to governmental functions as follows:

Instruction:

Special	\$ 3,226
---------	----------

Support services:

Pupil	685
Administration	22,186
Operations and maintenance	16,184
Central	<u>3,781</u>
Total depreciation expense	<u>\$ 46,062</u>

**FAIRFIELD COUNTY EDUCATIONAL SERVICE CENTER
FAIRFIELD COUNTY, OHIO**

NOTES TO THE BASIC FINANCIAL STATEMENTS
FOR THE FISCAL YEAR ENDED JUNE 30, 2023

NOTE 8 - LONG-TERM OBLIGATIONS

During the fiscal year 2023, the following activity occurred in governmental activities long-term obligations:

	Balance			Balance	Amounts
	<u>06/30/22</u>	<u>Additions</u>	<u>Reductions</u>	<u>06/30/23</u>	<u>Due in</u> <u>One Year</u>
Governmental activities:					
Net pension liability	\$ 8,357,087	\$ 4,888,052	\$ -	\$ 13,245,139	\$ -
Net OPEB liability	1,385,741	-	(447,305)	938,436	-
Compensated absences	<u>370,513</u>	<u>59,472</u>	<u>(159,395)</u>	<u>270,590</u>	<u>76,341</u>
Total	<u>\$ 10,113,341</u>	<u>\$ 4,947,524</u>	<u>\$ (606,700)</u>	<u>\$ 14,454,165</u>	<u>\$ 76,341</u>

Compensated absences will be paid from the fund from which the employee's salaries are paid which, for the ESC, is primarily the general fund.

See Notes 10 and 11 for descriptions of the ESC's net pension liability and net OPEB liability/asset, respectively.

NOTE 9 - RISK MANAGEMENT

A. Comprehensive

The ESC is exposed to various risks of loss related to torts; theft of, damage to, and destruction of assets; errors and omissions; injuries to employees; and natural disasters. The ESC has obtained risk management by traditional means of insuring through a commercial company. Coverages provided are as follows:

Building contents	\$ 500,000
General liability:	
Each occurrence	2,000,000
Aggregate limit	4,000,000

Settled claims resulting from these risks have not exceeded commercial insurance in any of the past three fiscal years and there has been no significant reduction in insurance coverage from the prior fiscal year.

B. Workers' Compensation

Workers' compensation coverage is provided by the State of Ohio. The ESC pays the State Workers' Compensation System a premium based on a rate of \$100 of salaries. This rate is calculated based on accident history and administrative costs.

C. Medical, Prescription and Dental Insurance

The ESC provides medical, prescription and dental insurance for its employees. Premiums are paid directly to the South Central Ohio Insurance Consortium (SCOIC), who then submits payments for actual claims to a third party administrator, who services all claims submitted by employees. The ESC was self-funded with the SCOIC effective January 1, 2002.

The SCOIC was established to accumulate balances sufficient to self-insure basic medical and prescription drug coverage and permit excess umbrella coverage for claims over a predetermined level.

**FAIRFIELD COUNTY EDUCATIONAL SERVICE CENTER
FAIRFIELD COUNTY, OHIO**

NOTES TO THE BASIC FINANCIAL STATEMENTS
FOR THE FISCAL YEAR ENDED JUNE 30, 2023

NOTE 9 - RISK MANAGEMENT - (Continued)

The Board’s share and the employees’ share of premium contributions are determined by negotiated agreement for certificated employees and by Board action for administrators and classified employees.

Premiums are paid to the SCOIC from the self-insurance fund of the ESC. The ESC has a cash balance with the fiscal agent of \$522,835 at June 30, 2023. Claims payments are made on an as-incurred basis by the third party administrator, with the balance of contributions remaining with the fiscal agent of the SCOIC.

The members are self-insured for medical, dental and pharmacy benefits. The risk for medical, dental and pharmacy benefits remains with the member districts. The claims payable will be reported for medical, dental and pharmacy claims as of June 30, 2023, and cash with fiscal agent for the balance of funds held by the SCOIC that covers medical, dental and pharmacy claims will be reported.

The claims liability of \$672,466 reported at June 30, 2023 is based on an estimate provided by the third party administrators and requirements of Governmental Accounting Standards Board Statement No. 10 as amended by GASB Statement No. 30 which requires that a liability for unpaid claims costs, including estimates of costs related to incurred but not reported claims, be reported. The estimate was not affected by incremental claim adjustment expenses and does not include other allocated or unallocated claims adjustment expenses. Changes in claims activity for the past two fiscal years are as follows:

<u>Fiscal Year</u>	<u>Beginning Balance</u>	<u>Current Year Claims</u>	<u>Claims Payments</u>	<u>Stop-Loss Receivable, net</u>	<u>Ending Balance</u>
2023	\$ 717,580	\$ 2,809,718	\$ (2,763,111)	\$ (91,721)	\$ 672,466
2022	233,172	3,075,744	(2,653,871)	62,535	717,580

NOTE 10 - DEFINED BENEFIT PENSION PLANS

The Statewide retirement systems provide both pension benefits and other postemployment benefits (OPEB).

Net Pension Liability/Net OPEB Liability/Asset

The net pension liability and the net OPEB liability/asset reported on the statement of net position represents a liability or asset to employees for pensions and OPEB, respectively.

Pensions and OPEB are a component of exchange transactions—between an employer and its employees—of salaries and benefits for employee services. Pensions/OPEB are provided to an employee—on a deferred-payment basis—as part of the total compensation package offered by an employer for employee services each financial period. The obligation to sacrifice resources for pensions is a present obligation because it was created as a result of employment exchanges that already have occurred.

The net pension/OPEB liability (asset) represent the ESC’s proportionate share of each pension/OPEB plan’s collective actuarial present value of projected benefit payments attributable to past periods of service, net of each pension/OPEB plan’s fiduciary net position. The net pension/OPEB liability (asset) calculation is dependent on critical long-term variables, including estimated average life expectancies, earnings on investments, cost of living adjustments and others. While these estimates use the best information available, unknowable future events require adjusting these estimates annually.

The Ohio Revised Code limits the ESC’s obligation for this liability to annually required payments. The ESC cannot control benefit terms or the manner in which pensions/OPEB are financed; however, the ESC does receive the benefit of employees’ services in exchange for compensation including pension and OPEB.

**FAIRFIELD COUNTY EDUCATIONAL SERVICE CENTER
FAIRFIELD COUNTY, OHIO**

NOTES TO THE BASIC FINANCIAL STATEMENTS
FOR THE FISCAL YEAR ENDED JUNE 30, 2023

NOTE 10 - DEFINED BENEFIT PENSION PLANS - (Continued)

GASB 68/75 assumes the liability is solely the obligation of the employer, because (1) they benefit from employee services; and (2) State statute requires funding to come from these employers. All pension contributions to date have come solely from these employers (which also includes pension costs paid in the form of withholdings from employees). The retirement systems may allocate a portion of the employer contributions to provide for these OPEB benefits. In addition, health care plan enrollees pay a portion of the health care costs in the form of a monthly premium. State statute requires the retirement systems to amortize unfunded pension liabilities within 30 years. If the pension amortization period exceeds 30 years, each retirement system’s board must propose corrective action to the State legislature. Any resulting legislative change to benefits or funding could significantly affect the net pension/OPEB liability (asset). Resulting adjustments to the net pension/OPEB liability (asset) would be effective when the changes are legally enforceable. The Ohio Revised Code permits, but does not require, the retirement systems to provide healthcare to eligible benefit recipients.

The remainder of this note includes the required pension disclosures. See Note 11 for the required OPEB disclosures.

The proportionate share of each plan’s unfunded benefits is presented as a long-term *net pension/OPEB liability (asset)* on the accrual basis of accounting. Any liability for the contractually required pension contribution outstanding at the end of the year is included in pension and postemployment benefits payable on both the accrual and modified accrual bases of accounting.

Plan Description - School Employees Retirement System (SERS)

Plan Description - The ESC’s non-teaching employees participate in SERS, a cost-sharing multiple-employer defined benefit pension plan administered by SERS. SERS provides retirement, disability and survivor benefits, annual cost-of-living adjustments, and death benefits to plan members and beneficiaries. Authority to establish and amend benefits is provided by Ohio Revised Code Chapter 3309. SERS issues a publicly available, stand-alone financial report that includes financial statements, required supplementary information and detailed information about SERS’ fiduciary net position. That report can be obtained by visiting the SERS website at www.ohsers.org under Employers/Audit Resources.

Age and service requirements for retirement are as follows:

	Eligible to Retire on or before August 1, 2017 *	Eligible to Retire after August 1, 2017
Full benefits	Any age with 30 years of service credit	Age 67 with 10 years of service credit; or Age 57 with 30 years of service credit
Actuarially reduced benefits	Age 60 with 5 years of service credit; or Age 55 with 25 years of service credit	Age 62 with 10 years of service credit; or Age 60 with 25 years of service credit

* Members with 25 years of service credit as of August 1, 2017 will be included in this plan.

Annual retirement benefits are calculated based on final average salary multiplied by a percentage that varies based on years of service; 2.2% for the first thirty years of service and 2.5% for years of service credit over 30. Final average salary is the average of the highest three years of salary.

**FAIRFIELD COUNTY EDUCATIONAL SERVICE CENTER
FAIRFIELD COUNTY, OHIO**

NOTES TO THE BASIC FINANCIAL STATEMENTS
FOR THE FISCAL YEAR ENDED JUNE 30, 2023

NOTE 10 - DEFINED BENEFIT PENSION PLANS - (Continued)

An individual whose benefit effective date is before April 1, 2018, is eligible for a cost-of-living adjustment (COLA) on the first anniversary date of the benefit. Beginning April 1, 2018, new benefit recipients must wait until the fourth anniversary of their benefit for COLA eligibility. The COLA is added each year to the base benefit amount on the anniversary date of the benefit. A three-year COLA suspension was in effect for all benefit recipients for the years 2018, 2019, and 2020. Upon resumption of the COLA, it will be indexed to the percentage increase in the CPI-W, not to exceed 2.5% and with a floor of 0%. In 2022, the Board of Trustees approved a 2.5% cost-of-living adjustment (COLA) for eligible retirees and beneficiaries in 2023.

Funding Policy - Plan members are required to contribute 10.00% of their annual covered salary and the ESC is required to contribute 14.00% of annual covered payroll. The contribution requirements of plan members and employers are established and may be amended by the SERS' Retirement Board up to statutory maximum amounts of 10.00% for plan members and 14.00% for employers. The Retirement Board, acting with the advice of the actuary, allocates the employer contribution rate among four of the System's funds (Pension Trust Fund, Death Benefit Fund, Medicare B Fund, and Health Care Fund). For the fiscal year ended June 30, 2023, the allocation to pension, death benefits, and Medicare B was 14.00%. For fiscal year 2023, the Retirement Board did not allocate any employer contribution to the Health Care Fund.

The ESC's contractually required contribution to SERS was \$375,675 for fiscal year 2023. Of this amount, \$40,153 is reported as pension and postemployment benefits payable.

Plan Description - State Teachers Retirement System (STRS)

Plan Description - Licensed teachers participate in STRS, a cost-sharing multiple-employer public employee retirement system administered by STRS. STRS provides retirement and disability benefits to members and death and survivor benefits to beneficiaries. STRS issues a stand-alone financial report that includes financial statements, required supplementary information and detailed information about STRS' fiduciary net position. That report can be obtained by writing to STRS, 275 E. Broad St., Columbus, OH 43215-3771, by calling (888) 227-7877, or by visiting the STRS website at www.strsoh.org.

New members have a choice of three retirement plans: a Defined Benefit (DB) Plan, a Defined Contribution (DC) Plan and a Combined (CO) Plan. Benefits are established by Ohio Revised Code Chapter 3307.

The DB plan offers an annual retirement allowance based on final average salary multiplied by a percentage that varies based on years of service. Effective August 1, 2015, the calculation is 2.20% of final average salary for the five highest years of earnings multiplied by all years of service. Eligibility changes will be phased in until August 1, 2023, when retirement eligibility for unreduced benefits will be five years of service credit and age 65, or 35 years of service credit and at least age 60.

Eligibility changes for DB Plan members who retire with actuarially reduced benefits will be phased in until August 1, 2023 when retirement eligibility will be five years of qualifying service credit and age 60, or 30 years of service credit regardless of age.

The DC Plan allows members to place all of their member contributions and 9.53% of the 14% employer contributions into an investment account. The member determines how to allocate the member and employer money among various investment choices offered by STRS Ohio. The remaining 4.47% of the 14% employer rate is allocated to the defined benefit unfunded liability. A member is eligible to receive a retirement benefit at age 50 and termination of employment. The member may elect to receive a lifetime monthly annuity or a lump sum withdrawal.

**FAIRFIELD COUNTY EDUCATIONAL SERVICE CENTER
FAIRFIELD COUNTY, OHIO**

NOTES TO THE BASIC FINANCIAL STATEMENTS
FOR THE FISCAL YEAR ENDED JUNE 30, 2023

NOTE 10 - DEFINED BENEFIT PENSION PLANS - (Continued)

The Combined Plan offers features of both the DB Plan and the DC Plan. In the Combined Plan, 12% of the 14% member rate goes to the DC Plan and the remaining 2% is applied to the DB Plan. Member contributions to the DC Plan are allocated among investment choices by the member, and contributions to the DB Plan from the employer and the member are used to fund the defined benefit payment at a reduced level from the regular DB Plan. The defined benefit portion of the Combined Plan payment is payable to a member on or after age 60 with five years of service. The defined contribution portion of the account may be taken as a lump sum payment or converted to a lifetime monthly annuity after termination of employment at age 50 and after termination of employment.

New members who choose the DC Plan or Combined Plan will have another opportunity to reselect a permanent plan during their fifth year of membership. Members may remain in the same plan or transfer to another STRS plan. The optional annuitization of a member's defined contribution account or the defined contribution portion of a member's Combined Plan account to a lifetime benefit results in STRS bearing the risk of investment gain or loss on the account. STRS has therefore included all three plan options as one defined benefit plan for GASB 68 reporting purposes.

A DB or Combined Plan member with five or more years of credited service, who is determined to be disabled, may qualify for a disability benefit. New members, on or after July 1, 2013, must have at least ten years of qualifying service credit to apply for disability benefits. Members in the DC Plan who become disabled are entitled only to their account balance. Eligible survivors of members who die before service retirement may qualify for monthly benefits. If a member of the DC Plan dies before retirement benefits begin, the member's designated beneficiary is entitled to receive the member's account balance.

Funding Policy - Employer and member contribution rates are established by the State Teachers Retirement Board and limited by Chapter 3307 of the Ohio Revised Code. The fiscal year 2023 employer and employee contribution rate of 14% was equal to the statutory maximum rates. For fiscal year 2023, the full employer contribution was allocated to pension.

The ESC's contractually required contribution to STRS was \$839,933 for fiscal year 2023. Of this amount, \$82,368 is reported as pension and postemployment benefits payable.

Pension Liabilities, Pension Expense, and Deferred Outflows of Resources and Deferred Inflows of Resources Related to Pensions

The net pension liability was measured as of June 30, 2022, and the total pension liability used to calculate the net pension liability was determined by an actuarial valuation as of that date. The ESC's proportion of the net pension liability was based on the ESC's share of contributions to the pension plan relative to the contributions of all participating entities.

Following is information related to the proportionate share and pension expense:

	SERS	STRS	Total
Proportion of the net pension liability prior measurement date	0.072543900%	0.044427279%	
Proportion of the net pension liability current measurement date	<u>0.065205600%</u>	<u>0.043716860%</u>	
Change in proportionate share	<u>-0.007338300%</u>	<u>-0.000710419%</u>	
Proportionate share of the net pension liability	\$ 3,526,826	\$ 9,718,313	\$ 13,245,139
Pension expense	\$ 95,962	\$ 1,023,202	\$ 1,119,164

**FAIRFIELD COUNTY EDUCATIONAL SERVICE CENTER
FAIRFIELD COUNTY, OHIO**

NOTES TO THE BASIC FINANCIAL STATEMENTS
FOR THE FISCAL YEAR ENDED JUNE 30, 2023

NOTE 10 - DEFINED BENEFIT PENSION PLANS - (Continued)

At June 30, 2023, the ESC reported deferred outflows of resources and deferred inflows of resources related to pensions from the following sources:

	<u>SERS</u>	<u>STRS</u>	<u>Total</u>
Deferred outflows of resources			
Differences between expected and actual experience	\$ 142,840	\$ 124,409	\$ 267,249
Net difference between projected and actual earnings on pension plan investments	-	338,176	338,176
Changes of assumptions	34,801	1,162,991	1,197,792
Difference between employer contributions and proportionate share of contributions/ change in proportionate share	10,841	200,705	211,546
Contributions subsequent to the measurement date	<u>375,675</u>	<u>839,933</u>	<u>1,215,608</u>
Total deferred outflows of resources	<u>\$ 564,157</u>	<u>\$ 2,666,214</u>	<u>\$ 3,230,371</u>

Deferred inflows of resources			
Differences between expected and actual experience	\$ 23,153	\$ 37,177	\$ 60,330
Net difference between projected and actual earnings on pension plan investments	123,072	-	123,072
Changes of assumptions	-	875,397	875,397
Difference between employer contributions and proportionate share of contributions/ change in proportionate share	<u>274,390</u>	<u>500,678</u>	<u>775,068</u>
Total deferred inflows of resources	<u>\$ 420,615</u>	<u>\$ 1,413,252</u>	<u>\$ 1,833,867</u>

\$1,215,608 reported as deferred outflows of resources related to pension resulting from ESC contributions subsequent to the measurement date will be recognized as a reduction of the net pension liability in the fiscal year ending June 30, 2024.

Other amounts reported as deferred outflows of resources and deferred inflows of resources related to pension will be recognized in pension expense as follows:

	<u>SERS</u>	<u>STRS</u>	<u>Total</u>
Fiscal Year Ending June 30:			
2024	\$ (113,862)	\$ (33,008)	\$ (146,870)
2025	(146,988)	(106,964)	(253,952)
2026	(175,808)	(432,594)	(608,402)
2027	<u>204,525</u>	<u>985,595</u>	<u>1,190,120</u>
Total	<u>\$ (232,133)</u>	<u>\$ 413,029</u>	<u>\$ 180,896</u>

**FAIRFIELD COUNTY EDUCATIONAL SERVICE CENTER
FAIRFIELD COUNTY, OHIO**

NOTES TO THE BASIC FINANCIAL STATEMENTS
FOR THE FISCAL YEAR ENDED JUNE 30, 2023

NOTE 10 - DEFINED BENEFIT PENSION PLANS - (Continued)

Actuarial Assumptions - SERS

SERS' total pension liability was determined by their actuaries in accordance with GASB Statement No. 67, as part of their annual actuarial valuation for each defined benefit retirement plan. Actuarial valuations of an ongoing plan involve estimates of the value of reported amounts (e.g., salaries, credited service) and assumptions about the probability of occurrence of events far into the future (e.g., mortality, disabilities, retirements, employment termination). Actuarially determined amounts are subject to continual review and potential modifications, as actual results are compared with past expectations and new estimates are made about the future.

Projections of benefits for financial reporting purposes are based on the substantive plan (the plan as understood by the employers and plan members) and include the types of benefits provided at the time of each valuation and the historical pattern of sharing benefit costs between the employers and plan members to that point. The projection of benefits for financial reporting purposes does not explicitly incorporate the potential effects of legal or contractual funding limitations.

Actuarial calculations reflect a long-term perspective. For a newly hired employee, actuarial calculations will take into account the employee's entire career with the employer and also take into consideration the benefits, if any, paid to the employee after termination of employment until the death of the employee and any applicable contingent annuitant. In many cases actuarial calculations reflect several decades of service with the employer and the payment of benefits after termination.

Key methods and assumptions used in calculating the total pension liability in the latest actuarial valuation, prepared as of June 30, 2022, are presented below:

Wage inflation:	
Current measurement date	2.40%
Prior measurement date	2.40%
Future salary increases, including inflation:	
Current measurement date	3.25% to 13.58%
Prior measurement date	3.25% to 13.58%
COLA or ad hoc COLA:	
Current measurement date	2.00%
Prior measurement date	2.00%
Investment rate of return:	
Current measurement date	7.00% net of system expenses
Prior measurement date	7.00% net of system expenses
Discount rate:	
Current measurement date	7.00%
Prior measurement date	7.00%
Actuarial cost method	Entry age normal (level percent of payroll)

In 2022, mortality rates were based on the PUB-2010 General Employee Amount Weight Below Median Healthy Retiree mortality table projected to 2017 with ages set forward 1 year and adjusted 94.20% for males and set forward 2 years and adjusted 81.35% for females. Mortality among disabled members were based upon the PUB-2010 General Disabled Retiree mortality table projected to 2017 with ages set forward 5 years and adjusted 103.3% for males and set forward 3 years and adjusted 106.8% for females. Future improvement in mortality rates is reflected by applying the MP-2020 projection scale generationally.

**FAIRFIELD COUNTY EDUCATIONAL SERVICE CENTER
FAIRFIELD COUNTY, OHIO**

NOTES TO THE BASIC FINANCIAL STATEMENTS
FOR THE FISCAL YEAR ENDED JUNE 30, 2023

NOTE 10 - DEFINED BENEFIT PENSION PLANS - (Continued)

In the prior measurement date, mortality rates were based on the PUB-2010 General Employee Amount Weight Below Median Healthy Retiree mortality table projected to 2017 with ages set forward 1 year and adjusted 94.20% for males and set forward 2 years and adjusted 81.35% for females. Mortality among disabled members were based upon the PUB-2010 General Disabled Retiree mortality table projected to 2017 with ages set forward 5 years and adjusted 103.3% for males and set forward 3 years and adjusted 106.8% for females. Future improvement in mortality rates is reflected by applying the MP-2020 projection scale generationally.

The most recent experience study was completed for the five-year period ended June 30, 2020.

The long-term return expectation for the Pension Plan Investments has been determined using a building-block approach and assumes a time horizon, as defined in SERS' *Statement of Investment Policy*. A forecasted rate of inflation serves as the baseline for the return expectation. Various real return premiums over the baseline inflation rate have been established for each asset class. The long-term expected nominal rate of return has been determined by calculating a weighted average of the expected real return premiums for each asset class, adding the projected inflation rate, and adding the expected return from rebalancing uncorrelated asset classes.

The target allocation and best estimates of arithmetic real rates of return for each major asset class are summarized in the following table:

Asset Class	Target Allocation	Long-Term Expected Real Rate of Return
Cash	2.00 %	(0.45) %
US Equity	24.75	5.37
Non-US Equity Developed	13.50	6.22
Non-US Equity Emerging	6.75	8.22
Fixed Income/Global Bonds	19.00	1.20
Private Equity	11.00	10.05
Real Estate/Real Assets	16.00	4.87
Multi-Asset Strategy	4.00	3.39
Private Debt/Private Credit	3.00	5.38
Total	<u>100.00 %</u>	

Discount Rate - The total pension liability was calculated using the discount rate of 7.00%. The projection of cash flows used to determine the discount rate assumed the contributions from employers and from the members would be computed based on contribution requirements as stipulated by State statute. Projected inflows from investment earnings were calculated using the long-term assumed investment rate of return (7.00%). Based on those assumptions, the plan's fiduciary net position was projected to be available to make all future benefit payments of current plan members. Therefore, the long-term expected rate of return on pension plan investments was applied to all periods of projected benefits to determine the total pension liability.

Sensitivity of the ESC's Proportionate Share of the Net Pension Liability to Changes in the Discount Rate - Net pension liability is sensitive to changes in the discount rate, and to illustrate the potential impact the following table presents the net pension liability calculated using the discount rate of 7.00%, as well as what each plan's net pension liability would be if it were calculated using a discount rate that is one percentage point lower (6.00%), or one percentage point higher (8.00%) than the current rate.

	1% Decrease	Current Discount Rate	1% Increase
ESC's proportionate share of the net pension liability	\$ 5,191,320	\$ 3,526,826	\$ 2,124,513

**FAIRFIELD COUNTY EDUCATIONAL SERVICE CENTER
FAIRFIELD COUNTY, OHIO**

NOTES TO THE BASIC FINANCIAL STATEMENTS
FOR THE FISCAL YEAR ENDED JUNE 30, 2023

NOTE 10 - DEFINED BENEFIT PENSION PLANS - (Continued)

Actuarial Assumptions - STRS

Key methods and assumptions used in the latest actuarial valuation, reflecting experience study results used in the June 30, 2022, actuarial valuation are presented below:

	June 30, 2022	June 30, 2021
Inflation	2.50%	2.50%
Projected salary increases	Varies by service from 2.50% to 8.50%	12.50% at age 20 to 2.50% at age 65
Investment rate of return	7.00%, net of investment expenses, including inflation	7.00%, net of investment expenses, including inflation
Discount rate of return	7.00%	7.00%
Payroll increases	3.00%	3.00%
Cost-of-living adjustments (COLA)	0.00%	0.00%

For the June 30, 2022 actuarial valuation, post-retirement mortality rates are based on the Pub-2010 Teachers Healthy Annuitant Mortality Table, adjusted 110% for males, projected forward generationally using mortality improvement scale MP-2020. Pre-retirement mortality rates are based on Pub-2010 Teachers Employee Table adjusted 95% for females, projected forward generationally using mortality improvement scale MP-2020. Post-retirement disabled mortality rates are based on Pub-2010 Teachers Disable Annuitant Table projected forward generationally using mortality improvement scale MP-2020.

For the prior measurement date, post-retirement mortality rates are based on the RP-2014 Annuitant Mortality Tables with 50% of rates through age 69, 70% of rates between ages 70 and 79, 90% of rates between ages 80 and 84, and 100% of rates thereafter, projected forward generationally using mortality improvement scale MP-2016. Pre-retirement mortality rates are based on RP-2014 Employee Mortality Tables, projected forward generationally using mortality improvement scale MP-2016. Post-retirement disabled mortality rates are based on the RP-2014 Disabled Mortality Tables with 90% of rates for males and 100% of rates for females, projected forward generationally using mortality improvement scale MP-2016.

Actuarial assumptions used in the June 30, 2022 valuation are based on the results of an actuarial experience study for the period July 1, 2015 through June 30, 2021. An actuarial experience study is done on a quinquennial basis.

STRS Ohio's investment consultant develops an estimate range for the investment return assumption based on the target allocation adopted by the Retirement Board. The target allocation and long-term expected rate of return for each major asset class are summarized as follows:

Asset Class	Target Allocation*	Long-Term Expected Real Rate of Return **
Domestic Equity	26.00 %	6.60 %
International Equity	22.00	6.80
Alternatives	19.00	7.38
Fixed Income	22.00	1.75
Real Estate	10.00	5.75
Liquidity Reserves	1.00	1.00
Total	<u>100.00 %</u>	

**FAIRFIELD COUNTY EDUCATIONAL SERVICE CENTER
FAIRFIELD COUNTY, OHIO**

NOTES TO THE BASIC FINANCIAL STATEMENTS
FOR THE FISCAL YEAR ENDED JUNE 30, 2023

NOTE 10 - DEFINED BENEFIT PENSION PLANS - (Continued)

* Target allocation percentage is effective as of July 1, 2022. Target weights were phased in over a 3-month period concluding on October 1, 2022.

**10-Year annualized geometric nominal returns, which include the real rate of return and inflation of 2.25% and is net of investment expenses. Over a 30-year period, STRS Ohio’s investment consultant indicates that the above target allocations should generate a return above the actuarial rate of return, without net value added by management.

Discount Rate - The discount rate used to measure the total pension liability was 7.00% as of June 30, 2022. The projection of cash flows used to determine the discount rate assumes that member and employer contributions will be made at the statutory contribution rates in accordance with the rates described previously. For this purpose, only employer contributions that are intended to fund benefits of current plan members and their beneficiaries are included. Based on those assumptions, STRS Ohio’s fiduciary net position was projected to be available to make all projected future benefit payments to current plan members as of June 30, 2022. Therefore, the long-term expected rate of return on pension plan investments of 7.00% was applied to all periods of projected benefit payments to determine the total pension liability as of June 30, 2022.

Sensitivity of the ESC's Proportionate Share of the Net Pension Liability to Changes in the Discount Rate - The following table represents the net pension liability as of June 30, 2022, calculated using the current period discount rate assumption of 7.00%, as well as what the net pension liability would be if it were calculated using a discount rate that is one percentage point lower (6.00%) or one percentage point higher (8.00%) than the current assumption:

	1% Decrease	Current Discount Rate	1% Increase
ESC's proportionate share of the net pension liability	\$ 14,680,833	\$ 9,718,313	\$ 5,521,558

Changes Between Measurement Date and Reporting Date - STRS approved a one-time 1.00% cost-of-living adjustment to eligible benefit recipients effective July 1, 2023. It is unknown what effect this change will have on the net pension liability.

NOTE 11 - DEFINED BENEFIT OPEB PLANS

Net OPEB Liability/Asset

See Note 10 for a description of the net OPEB liability (asset).

Plan Description - School Employees Retirement System (SERS)

Health Care Plan Description - The ESC contributes to the SERS Health Care Fund, administered by SERS for non-certificated retirees and their beneficiaries. For GASB 75 purposes, this plan is considered a cost-sharing other postemployment benefit (OPEB) plan. SERS’ Health Care Plan provides healthcare benefits to eligible individuals receiving retirement, disability, and survivor benefits, and to their eligible dependents. Members who retire after June 1, 1986, need 10 years of service credit, exclusive of most types of purchased credit, to qualify to participate in SERS’ health care coverage. In addition to age and service retirees, disability benefit recipients and beneficiaries who are receiving monthly benefits due to the death of a member or retiree, are eligible for SERS’ health care coverage. Most retirees and dependents choosing SERS’ health care coverage are over the age of 65 and therefore enrolled in a fully insured Medicare Advantage plan; however, SERS maintains a traditional, self-insured preferred provider organization for its non-Medicare retiree population. For both groups, SERS offers a self-insured prescription drug program. Health care is a benefit that is permitted, not mandated, by statute. The financial report of the Plan is included in the SERS Annual Comprehensive Financial Report which can be obtained on SERS’ website at www.ohsers.org under Employers/Audit Resources.

**FAIRFIELD COUNTY EDUCATIONAL SERVICE CENTER
FAIRFIELD COUNTY, OHIO**

NOTES TO THE BASIC FINANCIAL STATEMENTS
FOR THE FISCAL YEAR ENDED JUNE 30, 2023

NOTE 11 - DEFINED BENEFIT OPEB PLANS - (Continued)

Access to health care for retirees and beneficiaries is permitted in accordance with Section 3309 of the Ohio Revised Code. The Health Care Fund was established and is administered in accordance with Internal Revenue Code Section 105(e). SERS' Retirement Board reserves the right to change or discontinue any health plan or program. Active employee members do not contribute to the Health Care Plan. The SERS Retirement Board established the rules for the premiums paid by the retirees for health care coverage for themselves and their dependents or for their surviving beneficiaries. Premiums vary depending on the plan selected, qualified years of service, Medicare eligibility, and retirement status.

Funding Policy - State statute permits SERS to fund the health care benefits through employer contributions. Each year, after the allocation for statutorily required pensions and benefits, the Retirement Board may allocate the remainder of the employer contribution of 14% of covered payroll to the Health Care Fund in accordance with the funding policy. For the fiscal year ended June 30, 2023, SERS did not allocate any employer contributions to post-employment health care. An additional health care surcharge on employers is collected for employees earning less than an actuarially determined minimum compensation amount, pro-rated if less than a full year of service credit was earned. For fiscal year 2023, this amount was \$25,000. Statutes provide that no employer shall pay a health care surcharge greater than 2% of that employer's SERS-covered payroll; nor may SERS collect in aggregate more than 1.5% of the total statewide SERS-covered payroll for the health care surcharge. For fiscal year 2023, the ESC's surcharge obligation was \$51,540.

The surcharge added to the allocated portion of the 14% employer contribution rate is the total amount assigned to the Health Care Fund. The ESC's contractually required contribution to SERS was \$51,540 for fiscal year 2023. Of this amount, \$51,540 is reported as pension and postemployment benefits payable.

Plan Description - State Teachers Retirement System (STRS)

Plan Description - The State Teachers Retirement System of Ohio (STRS) administers a cost-sharing Health Plan administered for eligible retirees who participated in the defined benefit or combined pension plans offered by STRS. Ohio law authorizes STRS to offer this plan. Benefits include hospitalization, physicians' fees, prescription drugs and partial reimbursement of monthly Medicare Part B premiums. The Medicare Part B monthly reimbursement elimination date was postponed indefinitely. The Plan is included in the report of STRS which can be obtained by visiting www.strsoh.org or by calling (888) 227-7877.

Funding Policy - Ohio Revised Code Chapter 3307 authorizes STRS to offer the Plan and gives the Retirement Board discretionary authority over how much, if any, of the health care costs will be absorbed by STRS. Active employee members do not contribute to the Health Care Plan. Nearly all health care plan enrollees, for the most recent year, pay a portion of the health care costs in the form of a monthly premium. Under Ohio law, funding for post-employment health care may be deducted from employer contributions, currently 14% of covered payroll. For the fiscal year ended June 30, 2023, STRS did not allocate any employer contributions to post-employment health care.

OPEB Liabilities/Assets, OPEB Expense, and Deferred Outflows of Resources and Deferred Inflows of Resources Related to OPEB

The net OPEB liability/asset was measured as of June 30, 2022, and the total OPEB liability/asset used to calculate the net OPEB liability/asset was determined by an actuarial valuation as of that date. The ESC's proportion of the net OPEB liability/asset was based on the ESC's share of contributions to the respective retirement systems relative to the contributions of all participating entities.

**FAIRFIELD COUNTY EDUCATIONAL SERVICE CENTER
FAIRFIELD COUNTY, OHIO**

NOTES TO THE BASIC FINANCIAL STATEMENTS
FOR THE FISCAL YEAR ENDED JUNE 30, 2023

NOTE 11 - DEFINED BENEFIT OPEB PLANS - (Continued)

Following is information related to the proportionate share and OPEB expense:

	<u>SERS</u>	<u>STRS</u>	<u>Total</u>
Proportion of the net OPEB liability/asset prior measurement date	0.073219600%	0.044427279%	
Proportion of the net OPEB liability/asset current measurement date	<u>0.066839700%</u>	<u>0.043716860%</u>	
Change in proportionate share	<u>-0.006379900%</u>	<u>-0.000710419%</u>	
Proportionate share of the net OPEB liability	\$ 938,436	\$ -	\$ 938,436
Proportionate share of the net OPEB asset	\$ -	\$ 1,131,975	\$ 1,131,975
OPEB expense	\$ (64,905)	\$ (163,272)	\$ (228,177)

At June 30, 2023, the ESC reported deferred outflows of resources and deferred inflows of resources related to OPEB from the following sources:

	<u>SERS</u>	<u>STRS</u>	<u>Total</u>
Deferred outflows of resources			
Differences between expected and actual experience	\$ 7,889	\$ 16,412	\$ 24,301
Net difference between projected and actual earnings on OPEB plan investments	4,881	19,706	24,587
Changes of assumptions	149,272	48,216	197,488
Difference between employer contributions and proportionate share of contributions/ change in proportionate share	93,300	51,252	144,552
Contributions subsequent to the measurement date	<u>51,540</u>	<u>-</u>	<u>51,540</u>
Total deferred outflows of resources	<u>\$ 306,882</u>	<u>\$ 135,586</u>	<u>\$ 442,468</u>
Deferred inflows of resources			
Differences between expected and actual experience	\$ 600,295	\$ 169,999	\$ 770,294
Changes of assumptions	385,235	802,679	1,187,914
Difference between employer contributions and proportionate share of contributions/ change in proportionate share	<u>250,064</u>	<u>14,319</u>	<u>264,383</u>
Total deferred inflows of resources	<u>\$ 1,235,594</u>	<u>\$ 986,997</u>	<u>\$ 2,222,591</u>

**FAIRFIELD COUNTY EDUCATIONAL SERVICE CENTER
FAIRFIELD COUNTY, OHIO**

NOTES TO THE BASIC FINANCIAL STATEMENTS
FOR THE FISCAL YEAR ENDED JUNE 30, 2023

NOTE 11 - DEFINED BENEFIT OPEB PLANS - (Continued)

\$51,540 reported as deferred outflows of resources related to OPEB resulting from ESC contributions subsequent to the measurement date will be recognized as a reduction of the net OPEB liability/asset in the fiscal year ending June 30, 2024.

Other amounts reported as deferred outflows of resources and deferred inflows of resources related to OPEB will be recognized in OPEB expense as follows:

	SERS	STRS	Total
Fiscal Year Ending June 30:			
2024	\$ (189,541)	\$ (218,896)	\$ (408,437)
2025	(216,092)	(261,775)	(477,867)
2026	(196,615)	(120,486)	(317,101)
2027	(124,793)	(50,125)	(174,918)
2028	(92,968)	(66,295)	(159,263)
Thereafter	(160,243)	(133,834)	(294,077)
Total	\$ (980,252)	\$ (851,411)	\$ (1,831,663)

Actuarial Assumptions - SERS

The total OPEB liability is determined by SERS' actuaries in accordance with GASB Statement No. 74, as part of their annual actuarial valuation for each retirement plan. Actuarial valuations of an ongoing plan involve estimates of the value of reported amounts (e.g., salaries, credited service) and assumptions about the probability of occurrence of events far into the future (e.g., mortality, disabilities, retirements, employment terminations). Actuarially determined amounts are subject to continual review and potential modifications, as actual results are compared with past expectations and new estimates are made about the future.

Projections of benefits for financial reporting purposes are based on the substantive plan (the plan as understood by the employers and plan members) and include the types of benefits provided at the time of each valuation and the historical pattern of sharing benefit costs between the employers and plan members to that point. The projection of benefits for financial reporting purposes does not explicitly incorporate the potential effects of legal or contractual funding limitations.

Actuarial calculations reflect a long-term perspective. For a newly hired employee, actuarial calculations will take into account the employee's entire career with the employer and also take into consideration the benefits, if any, paid to the employee after termination of employment until the death of the employee and any applicable contingent annuitant. In many cases, actuarial calculations reflect several decades of service with the employer and the payment of benefits after termination.

**FAIRFIELD COUNTY EDUCATIONAL SERVICE CENTER
FAIRFIELD COUNTY, OHIO**

NOTES TO THE BASIC FINANCIAL STATEMENTS
FOR THE FISCAL YEAR ENDED JUNE 30, 2023

NOTE 11 - DEFINED BENEFIT OPEB PLANS - (Continued)

Key methods and assumptions used in calculating the total OPEB liability in the latest actuarial valuation date of June 30, 2022 are presented below:

Wage inflation:

Current measurement date	2.40%
Prior measurement date	2.40%

Future salary increases, including inflation:

Current measurement date	3.25% to 13.58%
Prior measurement date	3.25% to 13.58%

Investment rate of return:

Current measurement date	7.00% net of investment expense, including inflation
Prior measurement date	7.00% net of investment expense, including inflation

Municipal bond index rate:

Current measurement date	3.69%
Prior measurement date	1.92%

Single equivalent interest rate, net of plan investment expense,
including price inflation:

Current measurement date	4.08%
Prior measurement date	2.27%

Medical trend assumption:

Current measurement date	7.00 to 4.40%
Prior measurement date	
Medicare	5.125 to 4.400%
Pre-Medicare	6.750 to 4.400%

In 2022, mortality rates were based on the PUB-2010 General Employee Amount Weight Below Median Healthy Retiree mortality table projected to 2017 with ages set forward 1 year and adjusted 94.20% for males and set forward 2 years and adjusted 81.35% for females. Mortality among disabled members were based upon the PUB-2010 General Disabled Retiree mortality table projected to 2017 with ages set forward 5 years and adjusted 103.3% for males and set forward 3 years and adjusted 106.8% for females. Future improvement in mortality rates is reflected by applying the MP-2020 projection scale generationally.

In the prior measurement date, mortality rates were based on the PUB-2010 General Employee Amount Weighted Below Median Healthy Retiree mortality table projected to 2017 with ages set forward 1 year and adjusted 94.20% for males and set forward 2 years and adjusted 81.35% for females. Mortality among disabled members were based upon the PUB-2010 General Disabled Retiree mortality table projected to 2017 with ages set forward 5 years and adjusted 103.3% for males and set forward 3 years and adjusted 106.8% for females. Future improvement in mortality rates is reflected by applying the MP-2020 projection scale generationally.

The most recent experience study was completed for the five-year period ended June 30, 2020.

**FAIRFIELD COUNTY EDUCATIONAL SERVICE CENTER
FAIRFIELD COUNTY, OHIO**

NOTES TO THE BASIC FINANCIAL STATEMENTS
FOR THE FISCAL YEAR ENDED JUNE 30, 2023

NOTE 11 - DEFINED BENEFIT OPEB PLANS - (Continued)

The long-term expected rate of return on plan assets is reviewed as part of the actuarial 5-year experience study. The most recent study covers fiscal years 2016 through 2020, and was adopted by the Board in 2021. Several factors are considered in evaluating the long-term rate of return assumption including long-term historical data, estimates inherent in current market data, and a long-normal distribution analysis in which best-estimate ranges of expected future real rates of return were developed by the investment consultant for each major asset class. These ranges were combined to produce the long-term expected rate of return, 7.00%, by weighting the expected future real rates of return by the target asset allocation percentage and then adding expected inflation. The capital market assumptions developed by the investment consultant are intended for use over a 10-year horizon and may not be useful in setting the long-term rate of return for funding pension plans which covers a longer timeframe. The assumption is intended to be a long-term assumption and is not expected to change absent a significant change in the asset allocation, a change in the inflation assumption, or a fundamental change in the market that alters expected returns in future years.

The target asset allocation and best estimates of arithmetic real rates of return for each major asset class are summarized as follows:

Asset Class	Target Allocation	Long-Term Expected Real Rate of Return
Cash	2.00 %	(0.45) %
US Equity	24.75	5.37
Non-US Equity Developed	13.50	6.22
Non-US Equity Emerging	6.75	8.22
Fixed Income/Global Bonds	19.00	1.20
Private Equity	11.00	10.05
Real Estate/Real Assets	16.00	4.87
Multi-Asset Strategy	4.00	3.39
Private Debt/Private Credit	3.00	5.38
Total	<u>100.00 %</u>	

Discount Rate - The discount rate used to measure the total OPEB liability at June 30, 2022, was 4.08%. The discount rate used to measure total OPEB liability prior to June 30, 2022, was 2.27%. The projection of cash flows used to determine the discount rate assumed that contributions will be made from members and the System at the contribution rate of 1.50% of projected covered payroll each year, which includes a 1.50% payroll surcharge and no contributions from the basic benefits plan. Based on these assumptions, the OPEB plan's fiduciary net position was projected to become insufficient to make all projected future benefit payments of current System members by SERS actuaries. The Municipal Bond Index Rate is used in the determination of the SEIR for both the June 30, 2022 and the June 30, 2021 total OPEB liability. The Municipal Bond Index rate is the single rate that will generate a present value of benefit payments equal to the sum of the present value determined by the long-term expected rate of return, and the present value determined by discounting those benefits after the date of depletion. The Municipal Bond Index Rate is 3.69% at June 30, 2022 and 1.92% at June 30, 2021.

**FAIRFIELD COUNTY EDUCATIONAL SERVICE CENTER
FAIRFIELD COUNTY, OHIO**

NOTES TO THE BASIC FINANCIAL STATEMENTS
FOR THE FISCAL YEAR ENDED JUNE 30, 2023

NOTE 11 - DEFINED BENEFIT OPEB PLANS - (Continued)

Sensitivity of the ESC's Proportionate Share of the Net OPEB Liability to Changes in the Discount Rate and Changes in the Health Care Cost Trend Rates - The net OPEB liability is sensitive to changes in the discount rate and the health care cost trend rate. The following table presents the net OPEB liability, what the net OPEB liability would be if it were calculated using a discount rate that is 1 percentage point lower (3.08%) and higher (5.08%) than the current discount rate (4.08%). Also shown is what the net OPEB liability would be based on health care cost trend rates that are 1 percentage point lower (6.00% decreasing to 3.40%) and higher (8.00% decreasing to 5.40%) than the current rate (7.00% decreasing to 4.40%).

	1% Decrease	Current Discount Rate	1% Increase
ESC's proportionate share of the net OPEB liability	\$ 1,165,552	\$ 938,436	\$ 755,092
		Current Trend Rate	
	1% Decrease	Current Trend Rate	1% Increase
ESC's proportionate share of the net OPEB liability	\$ 723,703	\$ 938,436	\$ 1,218,913

Actuarial Assumptions - STRS

Key methods and assumptions used in the latest actuarial valuation, reflecting experience study results used in the June 30, 2022 actuarial valuation, compared with June 30, 2021 actuarial valuation, are presented below:

	June 30, 2022		June 30, 2021	
Inflation	2.50%		2.50%	
Projected salary increases	Varies by service from 2.50% to 8.50%		12.50% at age 20 to 2.50% at age 65	
Investment rate of return	7.00%, net of investment expenses, including inflation		7.00%, net of investment expenses, including inflation	
Payroll increases	3.00%		3.00%	
Cost-of-living adjustments (COLA)	0.00%		0.00%	
Discount rate of return	7.00%		7.00%	
Blended discount rate of return	N/A		N/A	
Health care cost trends				
	Initial	Ultimate	Initial	Ultimate
Medical				
Pre-Medicare	7.50%	3.94%	5.00%	4.00%
Medicare	-68.78%	3.94%	-16.18%	4.00%
Prescription Drug				
Pre-Medicare	9.00%	3.94%	6.50%	4.00%
Medicare	-5.47%	3.94%	29.98%	4.00%

Projections of benefits include the historical pattern of sharing benefit costs between the employers and retired plan members.

**FAIRFIELD COUNTY EDUCATIONAL SERVICE CENTER
FAIRFIELD COUNTY, OHIO**

NOTES TO THE BASIC FINANCIAL STATEMENTS
FOR THE FISCAL YEAR ENDED JUNE 30, 2023

NOTE 11 - DEFINED BENEFIT OPEB PLANS - (Continued)

For the June 30, 2022 actuarial valuation, for healthy retirees the post-retirement mortality rates are based on the Pub-2010 Teachers Healthy Annuitant Mortality Table, adjusted 110% for males, projected forward generationally using mortality improvement scale MP-2020; pre-retirement mortality rates are based on Pub-2010 Teachers Employee Table adjusted 95% for females, projected forward generationally using mortality improvement scale MP-2020. For disabled retirees, mortality rates are based on the Pub-2010 Teachers Disabled Annuitant Table projected forward generationally using mortality improvement scale MP-2020.

For the prior measurement date, for healthy retirees the mortality rates are based on the RP-2014 Annuitant Mortality Tables with 50% of rates through age 69, 70% of rates between ages 70 and 79, 90% of rates between ages 80 and 84, and 100% of rates thereafter, projected forward generationally using mortality improvement scale MP-2016. For disabled retirees, mortality rates are based on the RP-2014 Disabled Mortality Tables with 90% of rates for males and 100% of rates for females, projected forward generationally using mortality improvement scale MP-2016.

Actuarial assumptions used in the June 30, 2022 valuation are based on the results of an actuarial experience study for the period July 1, 2015 through June 30, 2021. An actuarial experience study is done on a quinquennial basis.

Assumption Changes Since the Prior Measurement Date - The discount rate remained unchanged at 7.00% for the June 30, 2022 valuation.

Benefit Term Changes Since the Prior Measurement Date - Salary increase rates were updated based on the actuarial experience study for the period July 1, 2015 through June 30, 2021 and were changed from age based to service based.

STRS' investment consultant develops an estimate range for the investment return assumption based on the target allocation adopted by the Retirement Board. The target allocation and long-term expected rate of return for each major asset class are summarized as follows:

Asset Class	Target Allocation*	Long-Term Expected Real Rate of Return **
Domestic Equity	26.00 %	6.60 %
International Equity	22.00	6.80
Alternatives	19.00	7.38
Fixed Income	22.00	1.75
Real Estate	10.00	5.75
Liquidity Reserves	1.00	1.00
Total	<u>100.00 %</u>	

* Target allocation percentage is effective as of July 1, 2022. Target weights were phased in over a 3-month period concluding on October 1, 2022.

**10-Year annualized geometric nominal returns, which include the real rate of return and inflation of 2.25% and is net of investment expenses. Over a 30-year period, STRS Ohio's investment consultant indicates that the above target allocations should generate a return above the actuarial rate of return, without net value added by management.

Discount Rate - The discount rate used to measure the total OPEB liability was 7.00% as of June 30, 2022. The projection of cash flows used to determine the discount rate assumed STRS Ohio continues to allocate no employer contributions to the health care fund. Based on those assumptions, the OPEB plan's fiduciary net position was projected to be available to make all projected future benefit payments to current plan members as of June 30, 2022. Therefore, the long-term expected rate of return on health care fund investments of 7.00% was applied to all periods of projected health care costs to determine the total OPEB liability as of June 30, 2022.

**FAIRFIELD COUNTY EDUCATIONAL SERVICE CENTER
FAIRFIELD COUNTY, OHIO**

NOTES TO THE BASIC FINANCIAL STATEMENTS
FOR THE FISCAL YEAR ENDED JUNE 30, 2023

NOTE 11 - DEFINED BENEFIT OPEB PLANS - (Continued)

Sensitivity of the ESC's Proportionate Share of the Net OPEB Asset to Changes in the Discount and Health Care Cost Trend Rate - The following table represents the net OPEB asset as of June 30, 2022, calculated using the current period discount rate assumption of 7.00%, as well as what the net OPEB asset would be if it were calculated using a discount rate that is one percentage point lower (6.00%) or one percentage point higher (8.00%) than the current assumption. Also shown is the net OPEB asset as if it were calculated using health care cost trend rates that are one percentage point lower or one percentage point higher than the current health care cost trend rates.

	1% Decrease	Current Discount Rate	1% Increase
ESC's proportionate share of the net OPEB asset	\$ 1,048,230	\$ 1,131,975	\$ 1,205,208
	1% Decrease	Current Trend Rate	1% Increase
ESC's proportionate share of the net OPEB asset	\$ 1,174,133	\$ 1,131,975	\$ 1,078,760

NOTE 12 - CONTINGENCIES

A. Grants

The ESC receives financial assistance from federal, state and local agencies in the form of grants. The expenditure of funds received under these programs generally requires compliance with terms and conditions specified in the grant agreements and is subject to audit by the grantor agencies. Any disallowed claims resulting from such audits could become a liability of the general fund or other applicable funds. However, in the opinion of management, any such disallowed claims will not have a material effect on the overall financial position of the ESC.

B. Litigation

There are no claims or lawsuits pending against the ESC that, upon ultimate disposition, would have a material effect, if any, on the financial condition of the ESC.

NOTE 13 - STATE AND LOCAL FUNDING

The main sources of revenues of Educational Service Center (ESC) funding are the local funds that are deducted from the state foundation funding of the client districts and transferred to the ESC under Ohio Revised Code (ORC) Sections 3313.843 or 3313.845 as well as state funds that are distributed directly to the ESCs based on parameters listed in House Bill Sections 265.210 and 265.360. Additionally, ESCs can apply to any state or federal agency for competitive grants.

A. State Funding

House Bill Sections 265.210 and 265.360 provide for direct state funding of the ESCs for the general purpose of program maintenance and service delivery to client school districts.

**FAIRFIELD COUNTY EDUCATIONAL SERVICE CENTER
FAIRFIELD COUNTY, OHIO**

NOTES TO THE BASIC FINANCIAL STATEMENTS
FOR THE FISCAL YEAR ENDED JUNE 30, 2023

NOTE 13 - STATE AND LOCAL FUNDING - (Continued)

State Per-Pupil Funding - One component of state funding is predicated on the per-pupil amounts. The per-pupil amount is applied to the total count of students of the client districts these entities serve. The law provides for \$45,000,000 in fiscal year 2023 and \$45,600,000 in fiscal year 2024 for this purpose. As the appropriation for this funding is set and the funding is based on a constant per-pupil amount, it is often necessary and authorized by law for the fund distribution to be prorated in order to stay within the appropriations. As the data changes during the course of a fiscal year, so does the proration rate to maintain the appropriated levels.

House Bill 33 of the 135th General Assembly continued state per-pupil funding for ESCs.

State Gifted Funding - Another component of the state funding of ESCs is for gifted education. Under this section of the law the Ohio Department of Education (ODE) is authorized to set aside \$5,357,606 of the total statewide appropriation slated for Foundation Funding for ESC gifted education. ODE is to distribute this funding through the unit-based funding methodology in place under ORC Section 3317.024(L), ORC Section 3317.05(E) and ORC Section 3317.035(A), (B) and (C) as they existed prior to fiscal year 2010. These sections of the law provide for the cost of each gifted unit to be predicated on the salary and fringes of the full time equivalent of the personnel involved at 15% of the salary figure as well as any additional unit allowances the law allows. The law also provides for the proration of the resulting state funding if the appropriation is not sufficient.

In addition to the above-mentioned funding from the state, ESCs also receive funding to cover the costs associated with the transportation of special needs students and for special equipment needed for such transportation. This aid is calculated as the lesser of the actual cost reported or the sum of \$6 per pupil per day plus half of the amount by which the actual cost exceeds \$6 per pupil per day. The state covers 25% of this amount.

B. Local Funding

ORC Section 3313.843 Contracts

Presently the law provides that city, exempted village and local school districts with an average daily enrollment of 16,000 or less must enter into an agreement with an ESC under ORC Section 3313.843. The services the ESC provides to the client districts under this section may include a variety of services including special education for students with special needs. Since ESCs have no legal taxing or bonding authority they must depend on revenues from member school districts.

Local Per-Pupil Funding - ORC Section 3313.843(H) provides that pursuant to provisions of ORC Section 3317.023 the ODE annually shall deduct from each school district that enters into an agreement with an ESC under this section, a per-pupil amount of \$6.50 or an alternative amount in excess of \$6.50 if agreed upon by both the ESC and the client districts to be paid to the ESC. The per-pupil amount is multiplied by the school age students count of the client district as reported on the latest Report Card.

Local Preschool Funding - In addition to services provided to school age children, ESCs can also provide preschool services to children with disabilities who are under the age of 6 and are not enrolled in kindergarten. Under the provisions of ORC 3317.0213, the ODE shall compute and pay additional state aid to school districts for preschool children with disabilities. The state funding for preschool services goes directly to the school district based on the count of students the district reports. The district can choose to provide the services itself or contract with an ESC. Preschool funding will be calculated based on parameters specified in ORC Section 3317.0213(A). If the district provides the services itself, then the funding will remain with the district. If on the other hand the district contracts with an ESC, the calculated funding will be deducted from the foundation payment of the district and sent to the ESC.

**FAIRFIELD COUNTY EDUCATIONAL SERVICE CENTER
FAIRFIELD COUNTY, OHIO**

NOTES TO THE BASIC FINANCIAL STATEMENTS
FOR THE FISCAL YEAR ENDED JUNE 30, 2023

NOTE 13 - STATE AND LOCAL FUNDING - (Continued)

School districts and ESCs can also agree on an alternative payment mechanism or they can agree on bypassing ODE altogether and base the payments directly from the district to the ESC. Should the district use these services for the preschool children and have ODE deduct the foundation from its foundation funding, the ESC funding will be based on a constant per-pupil amount of \$4,000 applied to the total count of all preschool children with disabilities plus special education per-pupil amounts as specified in the law, applied to each one of the 6 categories of special education preschool children. For this purpose special education preschool children are classified into 6 categories in accordance with their handicapping condition. The law provides for a unique per-pupil amount for each one of the categories that is applied at 50% strength to the number of children in the respective category. To wealth equalize this funding the law also calls for the application of the state share index which is the measure of the state contribution to the foundation formula of the district to this part of the funding calculation.

ORC Section 3313.845 Contracts

Service Contracts - In addition to service contracts under ORC Section 3313.843, districts may set up contracts with ESCs for various services based on agreed upon fees beyond those covered by ORC Section 3313.843 contracts. Funds for those contractual services can be deducted from contracting school districts' foundation calculation and sent to the appropriate ESCs. To receive payment for these contracts an ESC must furnish the ODE with a copy of the contract or a written statement clearly indicating the amount of the contract for each contracting school district. ESCs also have the option of billing school districts directly for these contracts instead of having the state deduct the contract amounts from their foundation funding.

NOTE 14 - OTHER COMMITMENTS

The ESC utilizes encumbrance accounting as part of its budgetary controls. Encumbrances outstanding at year end may be reported as part of restricted, committed, or assigned classifications of fund balance. At year end, the ESC's commitments for encumbrances in the governmental funds were as follows:

<u>Fund</u>	<u>Year-End Encumbrances</u>
General fund	\$ 40,854
Other grants	50,099
Other governmental	<u>138,378</u>
 Total	 <u>\$ 229,331</u>

NOTE 15 - COVID-19

The United States and the State of Ohio declared a state of emergency in March of 2020 due to the COVID-19 pandemic. Ohio's state of emergency ended in June 2021 while the national state of emergency ended in April 2023. During fiscal year 2023, the ESC received COVID-19 funding. The ESC will continue to spend available COVID-19 funding consistent with the applicable program guidelines.

REQUIRED SUPPLEMENTARY INFORMATION

**FAIRFIELD COUNTY EDUCATIONAL SERVICE CENTER
FAIRFIELD COUNTY, OHIO**

SCHEDULES OF REQUIRED SUPPLEMENTARY INFORMATION

SCHEDULE OF THE ESC'S PROPORTIONATE SHARE OF
THE NET PENSION LIABILITY
SCHOOL EMPLOYEES RETIREMENT SYSTEM (SERS) OF OHIO

	LAST TEN FISCAL YEARS			
	2023	2022	2021	2020
ESC's proportion of the net pension liability	0.065205600%	0.072543900%	0.071885400%	0.069106000%
ESC's proportionate share of the net pension liability	\$ 3,526,826	\$ 2,676,660	\$ 4,754,652	\$ 4,134,733
ESC's covered payroll	\$ 2,426,729	\$ 2,556,336	\$ 2,481,850	\$ 2,414,319
ESC's proportionate share of the net pension liability as a percentage of its covered payroll	145.33%	104.71%	191.58%	171.26%
Plan fiduciary net position as a percentage of the total pension liability	75.82%	82.86%	68.55%	70.85%

Amounts presented for each fiscal year were determined as of the ESC's measurement date which is the prior year-end.

SEE ACCOMPANYING NOTES TO THE REQUIRED SUPPLEMENTARY INFORMATION

<u>2019</u>	<u>2018</u>	<u>2017</u>	<u>2016</u>	<u>2015</u>	<u>2014</u>
0.076558800%	0.065591500%	0.059095200%	0.052632800%	0.044840000%	0.044840000%
\$ 4,384,664	\$ 3,918,947	\$ 4,325,223	\$ 3,003,279	\$ 2,269,327	\$ 2,666,491
\$ 2,677,956	\$ 2,344,507	\$ 1,994,879	\$ 1,780,950	\$ 1,424,936	\$ 1,283,367
163.73%	167.15%	216.82%	168.63%	159.26%	207.77%
71.36%	69.50%	62.98%	69.16%	71.70%	65.52%

**FAIRFIELD COUNTY EDUCATIONAL SERVICE CENTER
FAIRFIELD COUNTY, OHIO**

SCHEDULES OF REQUIRED SUPPLEMENTARY INFORMATION

SCHEDULE OF THE ESC'S PROPORTIONATE SHARE OF
THE NET PENSION LIABILITY
STATE TEACHERS RETIREMENT SYSTEM (STRS) OF OHIO

	LAST TEN FISCAL YEARS			
	2023	2022	2021	2020
ESC's proportion of the net pension liability	0.043716860%	0.044427279%	0.047067170%	0.044651430%
ESC's proportionate share of the net pension liability	\$ 9,718,313	\$ 5,680,427	\$ 11,388,580	\$ 9,874,395
ESC's covered payroll	\$ 5,692,536	\$ 5,568,343	\$ 5,617,793	\$ 5,261,757
ESC's proportionate share of the net pension liability as a percentage of its covered payroll	170.72%	102.01%	202.72%	187.66%
Plan fiduciary net position as a percentage of the total pension liability	78.88%	87.78%	75.48%	77.40%

Amounts presented for each fiscal year were determined as of the ESC's measurement date which is the prior year-end.

SEE ACCOMPANYING NOTES TO THE REQUIRED SUPPLEMENTARY INFORMATION

2019	2018	2017	2016	2015	2014
0.044091850%	0.045204080%	0.039074240%	0.040003160%	0.037920970%	0.037920970%
\$ 9,694,808	\$ 10,738,326	\$ 13,079,326	\$ 11,055,703	\$ 9,223,692	\$ 10,987,202
\$ 4,831,721	\$ 5,158,350	\$ 4,193,350	\$ 4,217,386	\$ 4,269,846	\$ 4,225,992
200.65%	208.17%	311.91%	262.15%	216.02%	259.99%
77.31%	75.30%	66.80%	72.10%	74.70%	69.30%

**FAIRFIELD COUNTY EDUCATIONAL SERVICE CENTER
FAIRFIELD COUNTY, OHIO**

SCHEDULES OF REQUIRED SUPPLEMENTARY INFORMATION

SCHEDULE OF ESC PENSION CONTRIBUTIONS
SCHOOL EMPLOYEES RETIREMENT SYSTEM (SERS) OF OHIO

	LAST TEN FISCAL YEARS			
	<u>2023</u>	<u>2022</u>	<u>2021</u>	<u>2020</u>
Contractually required contribution	\$ 375,675	\$ 339,742	\$ 357,887	\$ 347,459
Contributions in relation to the contractually required contribution	<u>(375,675)</u>	<u>(339,742)</u>	<u>(357,887)</u>	<u>(347,459)</u>
Contribution deficiency (excess)	<u>\$ -</u>	<u>\$ -</u>	<u>\$ -</u>	<u>\$ -</u>
ESC's covered payroll	\$ 2,683,393	\$ 2,426,729	\$ 2,556,336	\$ 2,481,850
Contributions as a percentage of covered payroll	14.00%	14.00%	14.00%	14.00%

SEE ACCOMPANYING NOTES TO THE REQUIRED SUPPLEMENTARY INFORMATION

<u>2019</u>	<u>2018</u>	<u>2017</u>	<u>2016</u>	<u>2015</u>	<u>2014</u>
\$ 325,933	\$ 361,524	\$ 328,231	\$ 279,283	\$ 234,729	\$ 197,496
<u>(325,933)</u>	<u>(361,524)</u>	<u>(328,231)</u>	<u>(279,283)</u>	<u>(234,729)</u>	<u>(197,496)</u>
<u>\$ -</u>	<u>\$ -</u>	<u>\$ -</u>	<u>\$ -</u>	<u>\$ -</u>	<u>\$ -</u>
\$ 2,414,319	\$ 2,677,956	\$ 2,344,507	\$ 1,994,879	\$ 1,780,948	\$ 1,424,935
13.50%	13.50%	14.00%	14.00%	13.18%	13.86%

**FAIRFIELD COUNTY EDUCATIONAL SERVICE CENTER
FAIRFIELD COUNTY, OHIO**

SCHEDULES OF REQUIRED SUPPLEMENTARY INFORMATION

SCHEDULE OF ESC PENSION CONTRIBUTIONS
STATE TEACHERS RETIREMENT SYSTEM (STRS) OF OHIO

	LAST TEN FISCAL YEARS			
	<u>2023</u>	<u>2022</u>	<u>2021</u>	<u>2020</u>
Contractually required contribution	\$ 839,933	\$ 796,955	\$ 779,568	\$ 786,491
Contributions in relation to the contractually required contribution	<u>(839,933)</u>	<u>(796,955)</u>	<u>(779,568)</u>	<u>(786,491)</u>
Contribution deficiency (excess)	<u>\$ -</u>	<u>\$ -</u>	<u>\$ -</u>	<u>\$ -</u>
ESC's covered payroll	\$ 5,999,521	\$ 5,692,536	\$ 5,568,343	\$ 5,617,793
Contributions as a percentage of covered payroll	14.00%	14.00%	14.00%	14.00%

SEE ACCOMPANYING NOTES TO THE REQUIRED SUPPLEMENTARY INFORMATION

<u>2019</u>	<u>2018</u>	<u>2017</u>	<u>2016</u>	<u>2015</u>	<u>2014</u>
\$ 736,646	\$ 676,441	\$ 722,169	\$ 587,069	\$ 590,434	\$ 555,080
<u>(736,646)</u>	<u>(676,441)</u>	<u>(722,169)</u>	<u>(587,069)</u>	<u>(590,434)</u>	<u>(555,080)</u>
<u>\$ -</u>	<u>\$ -</u>	<u>\$ -</u>	<u>\$ -</u>	<u>\$ -</u>	<u>\$ -</u>
\$ 5,261,757	\$ 4,831,721	\$ 5,158,350	\$ 4,193,350	\$ 4,217,386	\$ 4,269,846
14.00%	14.00%	14.00%	14.00%	14.00%	13.00%

**FAIRFIELD COUNTY EDUCATIONAL SERVICE CENTER
FAIRFIELD COUNTY, OHIO**

SCHEDULES OF REQUIRED SUPPLEMENTARY INFORMATION

SCHEDULE OF THE ESC'S PROPORTIONATE SHARE OF
THE NET OPEB LIABILITY
SCHOOL EMPLOYEES RETIREMENT SYSTEM (SERS) OF OHIO

LAST SEVEN FISCAL YEARS

	<u>2023</u>	<u>2022</u>	<u>2021</u>	<u>2020</u>
ESC's proportion of the net OPEB liability	0.066839700%	0.073219600%	0.071991800%	0.070493800%
ESC's proportionate share of the net OPEB liability	\$ 938,436	\$ 1,385,741	\$ 1,564,617	\$ 1,772,771
ESC's covered payroll	\$ 2,426,729	\$ 2,556,336	\$ 2,481,850	\$ 2,414,319
ESC's proportionate share of the net OPEB liability as a percentage of its covered payroll	38.67%	54.21%	63.04%	73.43%
Plan fiduciary net position as a percentage of the total OPEB liability	30.34%	24.08%	18.17%	15.57%

Note: Information prior to 2017 was unavailable. Schedule is intended to show information for 10 years. Additional years will be displayed as they become available.

Amounts presented for each fiscal year were determined as of the ESC's measurement date which is the prior year-end.

SEE ACCOMPANYING NOTES TO THE REQUIRED SUPPLEMENTARY INFORMATION

<u>2019</u>	<u>2018</u>	<u>2017</u>
0.077341500%	0.066163200%	0.059530060%
\$ 2,145,662	\$ 1,775,646	\$ 1,696,827
\$ 2,677,956	\$ 2,344,507	\$ 1,994,879
80.12%	75.74%	85.06%
13.57%	12.46%	11.49%

**FAIRFIELD COUNTY EDUCATIONAL SERVICE CENTER
FAIRFIELD COUNTY, OHIO**

SCHEDULES OF REQUIRED SUPPLEMENTARY INFORMATION

SCHEDULE OF THE ESC'S PROPORTIONATE SHARE OF
THE NET OPEB LIABILITY/ASSET
STATE TEACHERS RETIREMENT SYSTEM (STRS) OF OHIO

LAST SEVEN FISCAL YEARS

	<u>2023</u>	<u>2022</u>	<u>2021</u>	<u>2020</u>
ESC's proportion of the net OPEB liability/asset	0.043716860%	0.044427279%	0.047067170%	0.044651430%
ESC's proportionate share of the net OPEB liability/(asset)	\$ (1,131,975)	\$ (936,713)	\$ (827,205)	\$ (739,535)
ESC's covered payroll	\$ 5,692,536	\$ 5,568,343	\$ 5,617,792	\$ 5,261,757
ESC's proportionate share of the net OPEB liability/asset as a percentage of its covered payroll	19.89%	16.82%	14.72%	14.05%
Plan fiduciary net position as a percentage of the total OPEB liability/asset	230.73%	174.73%	182.10%	174.70%

Note: Information prior to 2017 was unavailable. Schedule is intended to show information for 10 years. Additional years will be displayed as they become available.

Amounts presented for each fiscal year were determined as of the ESC's measurement date which is the prior year-end.

SEE ACCOMPANYING NOTES TO THE REQUIRED SUPPLEMENTARY INFORMATION

<u>2019</u>	<u>2018</u>	<u>2017</u>
0.044091850%	0.045204080%	0.039074240%
\$ (708,511)	\$ 1,763,696	\$ 2,089,701
\$ 4,831,721	\$ 5,158,350	\$ 4,193,350
14.66%	34.19%	49.83%
176.00%	47.10%	37.30%

**FAIRFIELD COUNTY EDUCATIONAL SERVICE CENTER
FAIRFIELD COUNTY, OHIO**

SCHEDULES OF REQUIRED SUPPLEMENTARY INFORMATION

SCHEDULE OF ESC OPEB CONTRIBUTIONS
SCHOOL EMPLOYEES RETIREMENT SYSTEM (SERS) OF OHIO

	LAST TEN FISCAL YEARS			
	<u>2023</u>	<u>2022</u>	<u>2021</u>	<u>2020</u>
Contractually required contribution	\$ 51,540	\$ 44,502	\$ 39,729	\$ 33,935
Contributions in relation to the contractually required contribution	<u>(51,540)</u>	<u>(44,502)</u>	<u>(39,729)</u>	<u>(33,935)</u>
Contribution deficiency (excess)	<u>\$ -</u>	<u>\$ -</u>	<u>\$ -</u>	<u>\$ -</u>
ESC's covered payroll	\$ 2,683,393	\$ 2,426,729	\$ 2,556,336	\$ 2,481,850
Contributions as a percentage of covered payroll	1.92%	1.83%	1.55%	1.37%

SEE ACCOMPANYING NOTES TO THE REQUIRED SUPPLEMENTARY INFORMATION

<u>2019</u>	<u>2018</u>	<u>2017</u>	<u>2016</u>	<u>2015</u>	<u>2014</u>
\$ 53,570	\$ 53,719	\$ 34,224	\$ 28,593	\$ 22,348	\$ 28,583
<u>(53,570)</u>	<u>(53,719)</u>	<u>(34,224)</u>	<u>(28,593)</u>	<u>(22,348)</u>	<u>(28,583)</u>
<u>\$ -</u>	<u>\$ -</u>	<u>\$ -</u>	<u>\$ -</u>	<u>\$ -</u>	<u>\$ -</u>
\$ 2,414,319	\$ 2,677,956	\$ 2,344,507	\$ 1,994,879	\$ 1,780,948	\$ 1,424,935
2.22%	2.01%	1.46%	1.43%	1.25%	2.01%

**FAIRFIELD COUNTY EDUCATIONAL SERVICE CENTER
FAIRFIELD COUNTY, OHIO**

SCHEDULES OF REQUIRED SUPPLEMENTARY INFORMATION

SCHEDULE OF ESC OPEB CONTRIBUTIONS
STATE TEACHERS RETIREMENT SYSTEM (STRS) OF OHIO

	LAST TEN FISCAL YEARS			
	<u>2023</u>	<u>2022</u>	<u>2021</u>	<u>2020</u>
Contractually required contribution	\$ -	\$ -	\$ -	\$ -
Contributions in relation to the contractually required contribution	<u>-</u>	<u>-</u>	<u>-</u>	<u>-</u>
Contribution deficiency (excess)	<u>\$ -</u>	<u>\$ -</u>	<u>\$ -</u>	<u>\$ -</u>
ESC's covered payroll	\$ 5,999,521	\$ 5,692,536	\$ 5,568,343	\$ 5,617,793
Contributions as a percentage of covered payroll	0.00%	0.00%	0.00%	0.00%

SEE ACCOMPANYING NOTES TO THE REQUIRED SUPPLEMENTARY INFORMATION

<u>2019</u>	<u>2018</u>	<u>2017</u>	<u>2016</u>	<u>2015</u>	<u>2014</u>
\$ -	\$ -	\$ -	\$ -	\$ -	\$ 39,506
-	-	-	-	-	(39,506)
<u>\$ -</u>	<u>\$ -</u>	<u>\$ -</u>	<u>\$ -</u>	<u>\$ -</u>	<u>\$ -</u>
\$ 5,261,757	\$ 4,831,721	\$ 5,158,350	\$ 4,193,350	\$ 4,217,386	\$ 4,269,846
0.00%	0.00%	0.00%	0.00%	0.00%	1.00%

**FAIRFIELD COUNTY EDUCATIONAL SERVICE CENTER
FAIRFIELD COUNTY, OHIO**

NOTES TO THE REQUIRED SUPPLEMENTARY INFORMATION
FOR THE FISCAL YEAR ENDED JUNE 30, 2023

PENSION

SCHOOL EMPLOYEES RETIREMENT SYSTEM (SERS) OF OHIO

Changes in benefit terms :

- There were no changes in benefit terms from the amounts reported for fiscal year 2014.
- There were no changes in benefit terms from the amounts reported for fiscal year 2015.
- There were no changes in benefit terms from the amounts reported for fiscal year 2016.
- There were no changes in benefit terms from the amounts reported for fiscal year 2017.
- For fiscal year 2018, SERS changed from a fixed 3% annual increase to a Cost of Living Adjustment (COLA) based on the changes in the Consumer Price Index (CPI-W), with a cap of 2.5% and a floor of 0%.
- For fiscal year 2019, with the authority granted the Board under Senate Bill 8, the Board has enacted a three year COLA delay for future benefit recipients commencing benefits on or after April 1, 2018
- There were no changes in benefit terms from the amounts previously reported for fiscal year 2020.
- There were no changes in benefit terms from the amounts previously reported for fiscal year 2021.
- For fiscal year 2022, SERS changed from a Cost of Living Adjustment (COLA) of 2.5% to 2.0%.
- There were no changes in benefit terms from the amounts reported for fiscal year 2023.

Changes in assumptions :

- There were no changes in methods and assumptions used in the calculation of actuarial determined contributions for fiscal year 2014.
- There were no changes in methods and assumptions used in the calculation of actuarial determined contributions for fiscal year 2015.
- There were no changes in methods and assumptions used in the calculation of actuarial determined contributions for fiscal year 2016.
- For fiscal year 2017, the following changes of assumptions affected the total pension liability since the prior measurement date: (a) the assumed rate of inflation was reduced from 3.25% to 3.00%, (b) payroll growth assumption was reduced from 4.00% to 3.50%, (c) assumed real wage growth was reduced from 0.75% to 0.50%, (d) rates of withdrawal, retirement and disability were updated to reflect recent experience, (e) mortality among active members was updated to RP-2014 Blue Collar Mortality Table with fully generational projection and a five year age set-back for both males and females, (f) mortality among service retired members and beneficiaries was updated to the following RP-2014 Blue Collar Mortality Table with fully generational projection with Scale BB, 120% of male rates and 110% of female rates, (g) mortality among disabled members was updated to RP-2000 Disabled Mortality Table, 90% for male rates and 100% for female rates, set back five years is used for the period after disability retirement and (h) the discount rate was reduced from 7.75% to 7.50%.
- There were no changes in methods and assumptions used in the calculation of actuarial determined contributions for fiscal year 2018.
- There were no changes in methods and assumptions used in the calculation of actuarial determined contributions for fiscal year 2019.
- There were no changes in methods and assumptions used in the calculation of actuarial determined contributions for fiscal year 2020.
- There were no changes in methods and assumptions used in the calculation of actuarial determined contributions for fiscal year 2021.
- For fiscal year 2022, the following changes of assumptions affected the total pension liability since the prior measurement date: (a) wage inflation decreased from 3.00% to 2.40%, (b) future salary increases changed from 3.50%-18.20% to 3.25%-13.58%, (c) investment rate of return decreased from 7.50% to 7.00%, (d) discount rate decreased from 7.50% to 7.00% and (e) mortality tables changed from the RP-2014 Blue Collar mortality table to the PUB-2010 General Employee Amount Weighted Below Median Healthy Retiree mortality table.
- There were no changes in methods and assumptions used in the calculation of actuarial determined contributions for fiscal year 2023.

(Continued)

**FAIRFIELD COUNTY EDUCATIONAL SERVICE CENTER
FAIRFIELD COUNTY, OHIO**

NOTES TO THE REQUIRED SUPPLEMENTARY INFORMATION (CONTINUED)
FOR THE FISCAL YEAR ENDED JUNE 30, 2023

PENSION (CONTINUED)

STATE TEACHERS RETIREMENT SYSTEM (STRS) OF OHIO

Changes in benefit terms :

- There were no changes in benefit terms from the amounts reported for fiscal year 2014.
- There were no changes in benefit terms from the amounts reported for fiscal year 2015.
- There were no changes in benefit terms from the amounts reported for fiscal year 2016.
- There were no changes in benefit terms from the amounts reported for fiscal year 2017.
- For fiscal year 2018, STRS decreased the Cost of Living Adjustment (COLA) to zero.
- There were no changes in benefit terms from amounts previously reported for fiscal year 2019
- There were no changes in benefit terms from amounts previously reported for fiscal year 2020
- There were no changes in benefit terms from amounts previously reported for fiscal year 2021
- There were no changes in benefit terms from amounts previously reported for fiscal year 2022
- There were no changes in benefit terms from amounts previously reported for fiscal year 2023

Changes in assumptions :

- There were no changes in methods and assumptions used in the calculation of actuarial determined contributions for fiscal year 2014.
- There were no changes in methods and assumptions used in the calculation of actuarial determined contributions for fiscal year 2015.
- There were no changes in methods and assumptions used in the calculation of actuarial determined contributions for fiscal year 2016.
- There were no changes in methods and assumptions used in the calculation of actuarial determined contributions for fiscal year 2017.
- For fiscal year 2018, the following changes of assumption affected the total pension liability since the prior measurement date: (a) the long-term expected rate of return was reduced from 7.75% to 7.45%, (b) the inflation assumption was lowered from 2.75% to 2.50%, (c) the payroll growth assumption was lowered to 3.00%, (d) total salary increases rate was lowered by decreasing the merit component of the individual salary increases, in addition to a decrease of 0.25% due to lower inflation, (e) the healthy and disabled mortality assumptions were updated to the RP-2014 mortality tables with generational improvement scale MP-2016 and (f) rates of retirement, termination and disability were modified to better reflect anticipated future experience.
- There were no changes in methods and assumptions used in the calculation of actuarial determined contributions for fiscal year 2019
- There were no changes in methods and assumptions used in the calculation of actuarial determined contributions for fiscal year 2020
- There were no changes in methods and assumptions used in the calculation of actuarial determined contributions for fiscal year 2021
- For fiscal year 2022, the following changes of assumption affected the total pension liability since the prior measurement date: (a) the long-term expected rate of return was reduced from 7.45% to 7.00% and (b) the discount rate of return was reduced from 7.45% to 7.00%.
- For fiscal year 2023, the following changes of assumption affected the total pension liability since the prior measurement date: (a) the projected salary increases went from 12.50% at age 20 to 2.50% at age 65 to varies by service from 2.50% to 8.50%

OTHER POSTEMPLOYMENT BENEFITS (OPEB)

SCHOOL EMPLOYEES RETIREMENT SYSTEM (SERS) OF OHIO

Changes in benefit terms :

- There were no changes in benefit terms from the amounts reported for fiscal year 2017.
- There were no changes in benefit terms from the amounts reported for fiscal year 2018.
- There were no changes in benefit terms from the amounts reported for fiscal year 2019.
- There were no changes in benefit terms from the amounts reported for fiscal year 2020.
- There were no changes in benefit terms from the amounts reported for fiscal year 2021.
- There were no changes in benefit terms from the amounts reported for fiscal year 2022.
- There were no changes in benefit terms from the amounts reported for fiscal year 2023.

(Continued)

**FAIRFIELD COUNTY EDUCATIONAL SERVICE CENTER
FAIRFIELD COUNTY, OHIO**

NOTES TO THE REQUIRED SUPPLEMENTARY INFORMATION (CONTINUED)
FOR THE FISCAL YEAR ENDED JUNE 30, 2023

OTHER POSTEMPLOYMENT BENEFITS (OPEB) (CONTINUED)

SCHOOL EMPLOYEES RETIREMENT SYSTEM (SERS) OF OHIO (CONTINUED)

Changes in assumptions :

- For fiscal year 2017, the following changes of assumptions affected the total OPEB liability since the prior measurement date: (a) assumed rate of inflation was reduced from 3.25% to 3.00%, (b) payroll growth assumption was reduced from 4.00% to 3.50%, (c) assumed real wage growth was reduced from 0.75% to 0.50%, (d) rates of withdrawal, retirement, and disability were updated to reflect recent experience, (e) mortality among active members was updated to the following: RP-2014 Blue Collar Mortality Table with fully generational projection and a five-year age set-back for both males and females, (f) mortality among service retired members and beneficiaries was updated to the following: RP-2014 Blue Collar Mortality Table with fully generational projection with Scale BB, 120% of male rates, and 110% of female rates, (g) mortality among disabled members was updated to the following: RP-2000 Disabled Mortality Table, 90% for male rates and 100% for female rates, set back five years is used for the period after disability retirement.
- For fiscal year 2018, the following changes of assumptions affected the total OPEB liability since the prior measurement date: (a) assumed rate of inflation was reduced from 3.25% to 3.00%, (b) payroll growth assumption was reduced from 4.00% to 3.50%, (c) assumed real wage growth was reduced from 0.75% to 0.50%, (d) rates of withdrawal, retirement, and disability were updated to reflect recent experience, (e) mortality among active members was updated to the following: RP-2014 Blue Collar Mortality Table with fully generational projection and a five-year age set-back for both males and females, (f) mortality among service retired members and beneficiaries was updated to the following: RP-2014 Blue Collar Mortality Table with fully generational projection with Scale BB, 120% of male rates, and 110% of female rates, (g) mortality among disabled members was updated to the following: RP-2000 Disabled Mortality Table, 90% for male rates and 100% for female rates, set back five years is used for the period after disability retirement, (h) the municipal bond index rate increased from 2.92% to 3.56% and (i) the single equivalent interest rate, net of plan investment expense, including price inflation increased from 2.98% to 3.63%.
- For fiscal year 2019, the following changes of assumptions affected the total OPEB liability since the prior measurement date: (a) the discount rate increased from 3.63% to 3.70%, (b) the health care cost trend rates for Medicare were changed from a range of 5.50%-5.00% to a range of 5.375%-4.75% and Pre-Medicare were changed from a range of 7.50%-5.00% to a range of 7.25%-4.75%, (c) the municipal bond index rate increased from 3.56% to 3.62% and (d) the single equivalent interest rate, net of plan investment expense, including price inflation increased from 3.63% to 3.70%.
- For fiscal year 2020, the following changes of assumptions affected the total OPEB liability since the prior measurement date: (a) the discount rate decreased from 3.70% to 3.22%, (b) the health care cost trend rates for Medicare were changed from a range of 5.375%-4.75% to a range of 5.25%-4.75% and Pre-Medicare were changed from a range of 7.25%-4.75% to a range of 7.00%-4.75%, (c) the municipal bond index rate decreased from 3.62% to 3.13% and (d) the single equivalent interest rate, net of plan investment expense, including price inflation decreased from 3.70% to 3.22%.
- For fiscal year 2021, the following changes of assumptions affected the total OPEB liability since the prior measurement date: (a) the discount rate decreased from 3.22% to 2.63% and (b) the municipal bond index rate decreased from 3.13% to 2.45%, and (c) the single equivalent interest rate, net of plan investment expense, including price inflation decreased from 3.22% to 2.63%.
- For fiscal year 2022, the following changes of assumptions affected the total OPEB liability since the prior measurement date: (a) wage inflation decreased from 3.00% to 2.40%, (b) future salary increases changed from 3.50%-18.20% to 3.25%-13.58%, (c) investment rate of return decreased from 7.50% to 7.00%, (d) discount rate decreased from 7.50% to 7.00% and (e) mortality tables changed from the RP-2014 Blue Collar mortality table to the PUB-2010 General Employee Amount Weighted Below Median Healthy Retiree mortality table.
- For fiscal year 2023, the following changes of assumptions affected the total OPEB liability since the prior measurement date: (a) municipal bond index rate went from 1.92% to 3.69%, (b) single equivalent interest rate when from 2.27% to 4.08% and (c) medical trend assumptions went from 5.125% to 4.40% Medicare and 6.75% to 4.40% Pre-Medicare to 7.00% to 4.40%.

(Continued)

**FAIRFIELD COUNTY EDUCATIONAL SERVICE CENTER
FAIRFIELD COUNTY, OHIO**

NOTES TO THE REQUIRED SUPPLEMENTARY INFORMATION (CONTINUED)
FOR THE FISCAL YEAR ENDED JUNE 30, 2023

OTHER POSTEMPLOYMENT BENEFITS (OPEB) (CONTINUED)

STATE TEACHERS RETIREMENT SYSTEM (STRS) OF OHIO

Changes in benefit terms :

- There were no changes in benefit terms from the amounts previously reported for fiscal year 2017.
- For fiscal year 2018, STRS reduced the subsidy multiplier for non-Medicare benefit recipients from 2.1% to 1.9% per year of service. Medicare Part B premium reimbursements were discontinued for certain survivors and beneficiaries and all remaining Medicare Part B premium reimbursements will be discontinued beginning January 2019.
- For fiscal year 2019, STRS increased the subsidy multiplier for non-Medicare benefit recipients from 1.9% to 1.944% per year of service effective January 1, 2019. The non-Medicare frozen subsidy base premium was increased January 1, 2019 and all remaining Medicare Part B premium reimbursements will be discontinued beginning January 1, 2020.
- For fiscal year 2020, STRS increased the subsidy percentage from 1.944% to 1.984% effective January 1, 2020. The Medicare subsidy percentages were adjusted effective January 1, 2021 to 2.1% for the Medicare plan. The Medicare Part B monthly reimbursement elimination date was postponed to January 1, 2021.
- For fiscal year 2021, the non-Medicare subsidy percentage was increased effective January 1, 2021 from 1.984% to 2.055% per year of service. The non-Medicare frozen subsidy base premium was increased effective January 1, 2021. The Medicare subsidy percentages were adjusted effective January 1, 2021 to 2.1% for the AMA Medicare plan. The Medicare Part B monthly reimbursement elimination date was postponed indefinitely.
- For fiscal year 2022, the non-Medicare subsidy percentage was increased effective January 1, 2022 from 2.055% to 2.100%. The non-Medicare frozen subsidy base premium was increased effective January 1, 2022. The Medicare Part D subsidy was updated to reflect it is expected to be negative in CY2022. The Part B monthly reimbursement elimination date was postponed indefinitely
- There were no changes in benefit terms from the amounts previously reported for fiscal year 2023.

Changes in assumptions :

- There were no changes in methods and assumptions used in the calculation of actuarial determined contributions for fiscal year 2017.
- For fiscal year 2018, the following changes of assumptions affected the total OPEB liability since the prior measurement date: (a) the discount rate was increased from 3.26% to 4.13% based on the methodology defined under GASB Statement No. 74, Financial Reporting for Postemployment Benefit Plans Other Than Pension Plans (OPEB), (b) the long term expected rate of return was reduced from 7.75% to 7.45%, (c) valuation year per capita health care costs were updated, and the salary scale was modified, (d) the percentage of future retirees electing each option was updated based on current data and the percentage of future disabled retirees and terminated vested participants electing health coverage were decreased and (e) the assumed mortality, disability, retirement, withdrawal and future health care cost trend rates were modified along with the portion of rebated prescription drug costs.
- For fiscal year 2019, the following changes of assumptions affected the total OPEB liability/asset since the prior measurement date: (a) the discount rate was increased from the blended rate of 4.13% to the long-term expected rate of return of 7.45% based on the methodology defined under GASB Statement No. 74, Financial Reporting for Postemployment Benefit Plans Other Than Pension Plans (OPEB) and (b) decrease in health care cost trend rates from 6.00%-11.00% initial; 4.50% ultimate down to Medical Pre-Medicare 6.00% and Medicare 5.00% initial; 4.00% ultimate and Prescription Drug Pre-Medicare 8.00% and Medicare (5.23%) initial; 4.00% ultimate.
- For fiscal year 2020, health care cost trend rates were changed to the following: medical pre-Medicare from 6.00% initial - 4.00% ultimate down to 5.87% initial - 4.00% ultimate; medical Medicare from 5.00% initial - 4.00% ultimate down to 4.93% initial - 4.00% ultimate; prescription drug pre-Medicare from 8.00% initial - 4.00% ultimate down to 7.73% initial - 4.00% ultimate and (5.23%) initial - 4.00% ultimate up to 9.62% initial - 4.00% ultimate.

(Continued)

**FAIRFIELD COUNTY EDUCATIONAL SERVICE CENTER
FAIRFIELD COUNTY, OHIO**

NOTES TO THE REQUIRED SUPPLEMENTARY INFORMATION (CONTINUED)
FOR THE FISCAL YEAR ENDED JUNE 30, 2023

OTHER POSTEMPLOYMENT BENEFITS (OPEB) (CONTINUED)

STATE TEACHERS RETIREMENT SYSTEM (STRS) OF OHIO (CONTINUED)

Changes in assumptions (continued):

- For fiscal year 2021, health care cost trend rates were changed to the following: medical pre-Medicare from 5.87% initial - 4.00% ultimate down to 5.00% initial - 4.00% ultimate; medical Medicare from 4.93% initial - 4.00% ultimate down to -6.69% initial - 4.00% ultimate; prescription drug pre-Medicare from 7.73% initial - 4.00% ultimate down to 6.50% initial - 4.00% ultimate; prescription drug Medicare from 9.62% initial - 4.00% ultimate up to 11.87% initial - 4.00% ultimate.
- For fiscal year 2022, the following changes of assumption affected the total OPEB liability since the prior measurement date: (a) the long-term expected rate of return was reduced from 7.45% to 7.00%, (b) the discount rate of return was reduced from 7.45% to 7.00% and (c) health care cost trend rates were changed to the following: medical Medicare from -6.69% initial - 4.00% ultimate down to -16.18% initial - 4.00% ultimate; prescription drug Medicare from 11.87% initial - 4.00% ultimate up to 29.98% initial - 4.00% ultimate.
- For fiscal year 2023, the following changes of assumption affected the total OPEB liability since the prior measurement date: (a) projected salary increase went from 12.50% at age 20 to 2.50% at age 65 to varies by services from 2.50% to 8.50% and (b) health care cost trend rates were changed to the following: Pre-Medicare from 5.00% initial - 4.00% ultimate to 7.50% initial - 3.94% ultimate; medical Medicare from -16.18% initial - 4.00% ultimate to -68.78% initial - 3.94% ultimate; prescription drug Pre-Medicare from 6.50% initial - 4.00% ultimate to 9.00% initial - 3.94% ultimate; Medicare from 29.98% initial - 4.00% ultimate to -5.47% initial - 3.94% ultimate.

SUPPLEMENTARY INFORMATION

**FAIRFIELD COUNTY EDUCATIONAL SERVICE CENTER
FAIRFIELD COUNTY, OHIO**

SCHEDULE OF REVENUES, EXPENDITURES AND CHANGES IN
FUND BALANCE - BUDGET AND ACTUAL (NON-GAAP BUDGETARY BASIS)
GENERAL FUND
FOR THE FISCAL YEAR ENDED JUNE 30, 2023

	<u>Budgeted Amounts</u>			Variance with Final Budget Positive (Negative)
	<u>Original</u>	<u>Final</u>	<u>Actual</u>	
Revenues:				
Intergovernmental	\$ 748,196	\$ 754,505	\$ 754,505	\$ -
Investment earnings	45,000	136,359	136,359	-
Tuition	7,600,885	7,464,360	7,464,360	-
Services provided to other entities	4,881,573	5,492,052	5,492,052	-
Miscellaneous	8,400	92,120	92,120	-
Total revenues	<u>13,284,054</u>	<u>13,939,396</u>	<u>13,939,396</u>	<u>-</u>
Expenditures:				
Current:				
Instruction:				
Regular	313,579	424,118	424,118	-
Special	6,521,430	5,495,775	5,495,775	-
Other	38,157	45,766	45,766	-
Support services:				
Pupil	3,722,372	3,545,251	3,545,251	-
Instructional staff	571,969	588,802	588,802	-
Board of education	19,857	20,600	20,600	-
Administration	2,288,028	2,038,397	2,038,397	-
Fiscal	468,593	471,222	471,222	-
Operations and maintenance	140,016	102,552	102,552	-
Pupil transportation	37,675	35,828	35,828	-
Central	639,193	585,080	585,080	-
Total expenditures	<u>14,760,869</u>	<u>13,353,391</u>	<u>13,353,391</u>	<u>-</u>
Excess (deficiency) of revenues over (under) expenditures	<u>(1,476,815)</u>	<u>586,005</u>	<u>586,005</u>	<u>-</u>
Other financing sources (uses):				
Refund of prior year's expenditures	-	2,713	2,713	-
Refund of prior year's receipts	(130)	(130)	(130)	-
Transfers (out)	-	(120,870)	(120,870)	-
Total other financing sources (uses)	<u>(130)</u>	<u>(118,287)</u>	<u>(118,287)</u>	<u>-</u>
Net change in fund balance	(1,476,945)	467,718	467,718	-
Fund balance at beginning of year	5,299,846	5,299,846	5,299,846	-
Prior year encumbrances appropriated	24,278	24,278	24,278	-
Fund balance at end of year	<u>\$ 3,847,179</u>	<u>\$ 5,791,842</u>	<u>\$ 5,791,842</u>	<u>\$ -</u>

SEE ACCOMPANYING BUDGETARY NOTES

**FAIRFIELD COUNTY EDUCATIONAL SERVICE CENTER
FAIRFIELD COUNTY, OHIO**

SCHEDULE OF REVENUES, EXPENDITURES AND CHANGES IN
FUND BALANCE - BUDGET AND ACTUAL (NON-GAAP BUDGETARY BASIS)
OTHER GRANT FUND
FOR THE FISCAL YEAR ENDED JUNE 30, 2023

	<u>Budgeted Amounts</u>		<u>Actual</u>	Variance with Final Budget Positive (Negative)
	<u>Original</u>	<u>Final</u>		
Revenues:				
Intergovernmental	\$ 4,000	\$ 4,000	\$ 4,000	\$ -
Services provided to other entities	658,432	542,538	542,538	-
Total revenue	<u>662,432</u>	<u>546,538</u>	<u>546,538</u>	<u>-</u>
Expenditures:				
Current:				
Instruction:				
Regular	655,086	658,086	658,086	-
Special	4,000	3,611	3,611	-
Support services:				
Pupil	38,408	52,128	52,128	-
Total expenditures	<u>697,494</u>	<u>713,825</u>	<u>713,825</u>	<u>-</u>
Net change in fund balance	(35,062)	(167,287)	(167,287)	-
Fund balance (deficit) at beginning of year	(214,972)	(214,972)	(214,972)	-
Prior year encumbrances appropriated	254,512	254,512	254,512	-
Fund balance (deficit) at end of year	<u>\$ 4,478</u>	<u>\$ (127,747)</u>	<u>\$ (127,747)</u>	<u>\$ -</u>

SEE ACCOMPANYING BUDGETARY NOTES

**FAIRFIELD COUNTY EDUCATIONAL SERVICE CENTER
FAIRFIELD COUNTY, OHIO**

NOTES TO SUPPLEMENTARY INFORMATION
FOR THE FISCAL YEAR ENDED JUNE 30, 2023

NOTE 1 - BUDGETARY PROCESS

The ESC is no longer required under State statute to file budgetary information with the State Department of Education. However, the ESC's Board does follow the budgetary process for control purposes.

The ESC's Governing Board budgets for resources estimated to be received during the fiscal year. The estimated revenues may be amended during the fiscal year if projected increases or decreases in revenue are identified by the Treasurer. The amounts reported as the original budgeted amounts on the budgetary statements reflect the amounts of the estimated revenues when the original appropriations were adopted. The amounts reported as the final budgeted amounts on the budgetary statements reflect the amounts of the estimated revenues in effect at the time final appropriations were passed by the Governing Board.

The ESC's Governing Board adopts an annual appropriation resolution, which is the Board's authorization to spend resources and sets annual limits on expenditures at the level of control selected by the Governing Board. The level of control has been established by the Governing Board at the fund level for all funds.

Throughout the fiscal year, appropriations may be amended or supplemented as circumstances warrant. The amounts reported as the original budgeted amounts on the budgetary statements reflect the amounts on the first appropriation resolution for that fund that covered the entire fiscal year, including amounts automatically carried forward from prior fiscal years. The amounts reported as the final budgeted amounts on the budgetary statements represent the final appropriation amounts passed by the Governing Board during the fiscal year.

NOTE 2 - BUDGETARY BASIS OF ACCOUNTING

While reporting financial position, results of operations, and changes in fund balance on the basis of generally accepted accounting principles (GAAP), the budgetary basis as provided by law is based upon accounting for certain transactions on a basis of cash receipts and disbursements.

The schedule of revenue, expenditures, and changes in fund balance - budget and actual (non-GAAP budgetary basis) presented for the general fund and other grant fund are presented on the budgetary basis to provide a meaningful comparison of actual results with the budget. The major differences between the budget basis and the GAAP basis are that:

- (a) Revenues and other financing sources are recorded when received in cash (budget basis) as opposed to when susceptible to accrual (GAAP basis);
- (b) Expenditures and other financing uses are recorded when paid in cash (budget basis) as opposed to when the liability is incurred (GAAP basis);
- (c) To reserve that portion of the applicable appropriation, total outstanding encumbrances (budget basis) are recorded as the equivalent of an expenditure, as opposed to assigned fund balance for that portion of outstanding encumbrances not already recognized as an account payable (GAAP basis); and,
- (d) Advances-in and advances-out are operating transactions (budget basis) as opposed to balance sheet transactions (GAAP basis).

**FAIRFIELD COUNTY EDUCATIONAL SERVICE CENTER
FAIRFIELD COUNTY, OHIO**

NOTES TO SUPPLEMENTARY INFORMATION
FOR THE FISCAL YEAR ENDED JUNE 30, 2023

NOTE 2 - BUDGETARY BASIS OF ACCOUNTING - (Continued)

The adjustments necessary to convert the results of operations for the year on the budget basis to the GAAP basis for the general fund and other grant fund is as follows:

	Net Change in Fund Balance	
	<u>General Fund</u>	<u>Other Grant Fund</u>
Budget basis	\$ 467,718	\$ (167,287)
Net adjustment for revenue accruals	(144,612)	-
Net adjustment for expenditure accruals	164,819	103,322
Net adjustment for other sources/uses	(2,583)	-
Funds budgeted elsewhere**	(47,337)	-
Adjustment for encumbrances	<u>58,987</u>	<u>50,099</u>
GAAP basis	<u>\$ 496,992</u>	<u>\$ (13,866)</u>

** As part of Governmental Accounting Standards Board Statement No. 54, "Fund Balance Reporting", certain funds that are legally budgeted in separate special revenue funds are considered part of the general fund on a GAAP basis. This includes the workers' compensation fund.

THIS PAGE INTENTIONALLY LEFT BLANK

**FAIRFIELD COUNTY EDUCATIONAL SERVICE CENTER
FAIRFIELD COUNTY**

**SCHEDULE OF EXPENDITURES OF FEDERAL AWARDS
FOR THE YEAR ENDED JUNE 30, 2023**

FEDERAL GRANTOR Pass Through Grantor Program / Cluster Title	Federal AL Number	Total Federal Expenditures
U.S. DEPARTMENT OF EDUCATION		
<i>Passed Through Ohio Department of Education</i>		
Education Stabilization Fund:		
COVID-19 Governor's Emergency Education Relief (GEER I and II) Fund	84.425C	\$197,434
COVID-19 Elementary and Secondary School Emergency Relief (ESSER I and II) Fund	84.425D	\$92,782
COVID-19 American Rescue Plan Elementary and Secondary School Emergency Relief (ARP ESSER) Fund	84.425U	617,320
Total Education Stabilization Fund		<u>907,536</u>
 Striving Readers	 84.371C	 17,563
 Total U.S. Department of Education		 <u>925,099</u>
U.S. DEPARTMENT OF TREASURY		
<i>Passed Through Ohio Facilities Construction Commission (OBM)</i>		
Coronavirus State Fiscal Recovery Funds	21.027	10,588
 Total U.S. Department of Treasury		 <u>10,588</u>
 Total Expenditures of Federal Awards		 <u><u>\$935,687</u></u>

The accompanying notes are an integral part of this schedule.

**FAIRFIELD COUNTY EDUCATIONAL SERVICE CENTER
FAIRFIELD COUNTY**

**NOTES TO THE SCHEDULE OF EXPENDITURES OF FEDERAL AWARDS
2 CFR 200.510(b)(6)
FOR THE YEAR ENDED JUNE 30, 2023**

NOTE A – BASIS OF PRESENTATION

The accompanying Schedule of Expenditures of Federal Awards (the Schedule) includes the federal award activity of the Fairfield County Educational Service Center (the ESC) under programs of the federal government for the year ended June 30, 2023. The information on this Schedule is prepared in accordance with the requirements of Title 2 U.S. *Code of Federal Regulations* Part 200, *Uniform Administrative Requirements, Cost Principles, and Audit Requirements for Federal Awards* (Uniform Guidance). Because the Schedule presents only a selected portion of the operations of the ESC, it is not intended to and does not present the financial position, changes in net position, or cash flows of the ESC.

NOTE B – SUMMARY OF SIGNIFICANT ACCOUNTING POLICIES

Expenditures reported on the Schedule are reported on the cash basis of accounting. Such expenditures are recognized following the cost principles contained in Uniform Guidance wherein certain types of expenditures may or may not be allowable or may be limited as to reimbursement.

NOTE C – INDIRECT COST RATE

The ESC has not elected to use the 10-percent de minimis indirect cost rate as allowed under the Uniform Guidance.

NOTE D - MATCHING REQUIREMENTS

Certain Federal programs require the ESC to contribute non-Federal funds (matching funds) to support the Federally-funded programs. The ESC has met its matching requirements. The Schedule does not include the expenditure of non-Federal matching funds.

OHIO AUDITOR OF STATE KEITH FABER



88 East Broad Street
Columbus, Ohio 43215
ContactUs@ohioauditor.gov
(800) 282-0370

INDEPENDENT AUDITOR'S REPORT ON INTERNAL CONTROL OVER FINANCIAL REPORTING AND ON COMPLIANCE AND OTHER MATTERS REQUIRED BY GOVERNMENT AUDITING STANDARDS

Fairfield County Educational Service Center
Fairfield County
955 Liberty Drive
Lancaster, Ohio 43130

To the Board of Education:

We have audited, in accordance with the auditing standards generally accepted in the United States of America and the standards applicable to financial audits contained in *Government Auditing Standards* issued by the Comptroller General of the United States (*Government Auditing Standards*), the financial statements of the governmental activities, each major fund, and the aggregate remaining fund information of the Fairfield County Educational Service Center, Fairfield County, (the ESC) as of and for the year ended June 30, 2023, and the related notes to the financial statements, which collectively comprise the ESC's basic financial statements and have issued our report thereon dated February 12, 2024.

Report on Internal Control Over Financial Reporting

In planning and performing our audit of the financial statements, we considered the ESC's internal control over financial reporting (internal control) as a basis for designing audit procedures that are appropriate in the circumstances for the purpose of expressing our opinions on the financial statements, but not for the purpose of expressing an opinion on the effectiveness of the ESC's internal control. Accordingly, we do not express an opinion on the effectiveness of the ESC's internal control.

A *deficiency in internal control* exists when the design or operation of a control does not allow management or employees, in the normal course of performing their assigned functions, to prevent, or detect and correct misstatements on a timely basis. A *material weakness* is a deficiency, or a combination of deficiencies, in internal control, such that there is a reasonable possibility that a material misstatement of the ESC's financial statements will not be prevented, or detected and corrected, on a timely basis. A *significant deficiency* is a deficiency, or a combination of deficiencies, in internal control that is less severe than a material weakness, yet important enough to merit attention by those charged with governance.

Our consideration of internal control was for the limited purpose described in the first paragraph of this section and was not designed to identify all deficiencies in internal control that might be material weaknesses or significant deficiencies. Given these limitations, during our audit we did not identify any deficiencies in internal control that we consider to be material weaknesses. However, material weaknesses or significant deficiencies may exist that were not identified.

Report on Compliance and Other Matters

As part of obtaining reasonable assurance about whether the ESC's financial statements are free from material misstatement, we performed tests of its compliance with certain provisions of laws, regulations, contracts, and grant agreements, noncompliance with which could have a direct and material effect on the financial statements. However, providing an opinion on compliance with those provisions was not an objective of our audit and accordingly, we do not express such an opinion. The results of our tests disclosed no instances of noncompliance or other matters that are required to be reported under *Government Auditing Standards*.

Purpose of This Report

The purpose of this report is solely to describe the scope of our testing of internal control and compliance and the results of that testing, and not to provide an opinion on the effectiveness of the ESC's internal control or on compliance. This report is an integral part of an audit performed in accordance with *Government Auditing Standards* in considering the ESC's internal control and compliance. Accordingly, this communication is not suitable for any other purpose.



Keith Faber
Auditor of State
Columbus, Ohio

February 12, 2024

OHIO AUDITOR OF STATE KEITH FABER



88 East Broad Street
Columbus, Ohio 43215
ContactUs@ohioauditor.gov
(800) 282-0370

INDEPENDENT AUDITOR'S REPORT ON COMPLIANCE WITH REQUIREMENTS APPLICABLE TO THE MAJOR FEDERAL PROGRAM AND ON INTERNAL CONTROL OVER COMPLIANCE REQUIRED BY THE UNIFORM GUIDANCE

Fairfield County Educational Service Center
Fairfield County
955 Liberty Drive
Lancaster, Ohio 43130

To the Board of Education:

Report on Compliance for the Major Federal Program

Opinion on the Major Federal Program

We have audited Fairfield County Educational Service Center's, Fairfield County, (the ESC) compliance with the types of compliance requirements identified as subject to audit in the U.S. Office of Management and Budget (OMB) *Compliance Supplement* that could have a direct and material effect on Fairfield County Educational Service Center's major federal program for the year ended June 30, 2023. Fairfield County Educational Service Center's major federal program is identified in the *Summary of Auditor's Results* section of the accompanying schedule of findings.

In our opinion, Fairfield County Educational Service Center complied, in all material respects, with the compliance requirements referred to above that could have a direct and material effect on its major federal program for the year ended June 30, 2023.

Basis for Opinion on the Major Federal Program

We conducted our audit of compliance in accordance with auditing standards generally accepted in the United States of America (GAAS); the standards applicable to financial audits contained in *Government Auditing Standards* issued by the Comptroller General of the United States (*Government Auditing Standards*); and the audit requirements of Title 2 U.S. *Code of Federal Regulations* Part 200, *Uniform Administrative Requirements, Cost Principles, and Audit Requirements for Federal Awards* (Uniform Guidance). Our responsibilities under those standards and the Uniform Guidance are further described in the *Auditor's Responsibilities for the Audit of Compliance* section of our report.

We are required to be independent of the ESC and to meet our other ethical responsibilities, in accordance with relevant ethical requirements relating to our audit. We believe that the audit evidence we have obtained is sufficient and appropriate to provide a basis for our opinion on compliance for the major federal program. Our audit does not provide a legal determination of the ESC's compliance with the compliance requirements referred to above.

Responsibilities of Management for Compliance

The ESC's Management is responsible for compliance with the requirements referred to above and for the design, implementation, and maintenance of effective internal control over compliance with the requirements of laws, statutes, regulations, rules, and provisions of contracts or grant agreements applicable to the ESC's federal programs.

Auditor's Responsibilities for the Audit of Compliance

Our objectives are to obtain reasonable assurance about whether material noncompliance with the compliance requirements referred to above occurred, whether due to fraud or error, and express an opinion on the ESC's compliance based on our audit. Reasonable assurance is a high level of assurance but is not absolute assurance and therefore is not a guarantee that an audit conducted in accordance with GAAS, *Government Auditing Standards*, and the Uniform Guidance will always detect material noncompliance when it exists. The risk of not detecting material noncompliance resulting from fraud is higher than for that resulting from error, as fraud may involve collusion, forgery, intentional omissions, misrepresentations, or the override of internal control. Noncompliance with the compliance requirements referred to above is considered material, if there is a substantial likelihood that, individually or in the aggregate, it would influence the judgment made by a reasonable user of the report on compliance about the ESC's compliance with the requirements of the major federal program as a whole.

In performing an audit in accordance with GAAS, *Government Auditing Standards*, and the Uniform Guidance, we:

- exercise professional judgment and maintain professional skepticism throughout the audit.
- identify and assess the risks of material noncompliance, whether due to fraud or error, and design and perform audit procedures responsive to those risks. Such procedures include examining, on a test basis, evidence regarding the ESC's compliance with the compliance requirements referred to above and performing such other procedures as we considered necessary in the circumstances.
- obtain an understanding of the ESC's internal control over compliance relevant to the audit in order to design audit procedures that are appropriate in the circumstances and to test and report on internal control over compliance in accordance with the Uniform Guidance, but not for the purpose of expressing an opinion on the effectiveness of the ESC's internal control over compliance. Accordingly, no such opinion is expressed.

We are required to communicate with those charged with governance regarding, among other matters, the planned scope and timing of the audit and any significant deficiencies and material weaknesses in internal control over compliance that we identified during the audit.

Report on Internal Control Over Compliance

A *deficiency in internal control over compliance* exists when the design or operation of a control over compliance does not allow management or employees, in the normal course of performing their assigned functions, to prevent, or detect and correct, noncompliance with a type of compliance requirement of a federal program on a timely basis. A *material weakness in internal control over compliance* is a deficiency, or combination of deficiencies, in internal control over compliance, such that there is a reasonable possibility that material noncompliance with a type of compliance requirement of a federal program will not be prevented, or detected and corrected, on a timely basis. A *significant deficiency in internal control over compliance* is a deficiency, or a combination of deficiencies, in internal control over compliance with a type of compliance requirement of a federal program that is less severe than a material weakness in internal control over compliance, yet important enough to merit attention by those charged with governance.

Our consideration of internal control over compliance was for the limited purpose described in the *Auditor's Responsibilities for the Audit of Compliance* section above and was not designed to identify all deficiencies in internal control over compliance that might be material weaknesses or significant deficiencies in internal control over compliance. Given these limitations, during our audit we did not identify any deficiencies in internal control over compliance that we consider to be material weaknesses, as defined above. However, material weaknesses or significant deficiencies in internal control over compliance may exist that were not identified.

Our audit was not designed for the purpose of expressing an opinion on the effectiveness of internal control over compliance. Accordingly, no such opinion is expressed.

The purpose of this report on internal control over compliance is solely to describe the scope of our testing of internal control over compliance and the results of this testing based on the requirements of the Uniform Guidance. Accordingly, this report is not suitable for any other purpose.



Keith Faber
Auditor of State
Columbus, Ohio

February 12, 2024

THIS PAGE INTENTIONALLY LEFT BLANK

**FAIRFIELD COUNTY EDUCATIONAL SERVICES CENTER
FAIRFIELD COUNTY**

**SCHEDULE OF FINDINGS
2 CFR § 200.515
JUNE 30, 2023**

1. SUMMARY OF AUDITOR'S RESULTS

(d)(1)(i)	Type of Financial Statement Opinion	Unmodified
(d)(1)(ii)	Were there any material weaknesses in internal control reported at the financial statement level (GAGAS)?	No
(d)(1)(ii)	Were there any significant deficiencies in internal control reported at the financial statement level (GAGAS)?	No
(d)(1)(iii)	Was there any reported material noncompliance at the financial statement level (GAGAS)?	No
(d)(1)(iv)	Were there any material weaknesses in internal control reported for major federal programs?	No
(d)(1)(iv)	Were there any significant deficiencies in internal control reported for major federal programs?	No
(d)(1)(v)	Type of Major Programs' Compliance Opinion	Unmodified
(d)(1)(vi)	Are there any reportable findings under 2 CFR § 200.516(a)?	No
(d)(1)(vii)	Major Programs (list):	ALN 84.425 - Education Stabilization Fund
(d)(1)(viii)	Dollar Threshold: Type A/B Programs	Type A: > \$ 750,000 Type B: all others
(d)(1)(ix)	Low Risk Auditee under 2 CFR § 200.520?	No

**2. FINDINGS RELATED TO THE FINANCIAL STATEMENTS
REQUIRED TO BE REPORTED IN ACCORDANCE WITH GAGAS**

None

3. FINDINGS AND QUESTIONED COSTS FOR FEDERAL AWARDS

None

THIS PAGE INTENTIONALLY LEFT BLANK

OHIO AUDITOR OF STATE KEITH FABER



FAIRFIELD COUNTY EDUCATIONAL SERVICE CENTER

FAIRFIELD COUNTY

AUDITOR OF STATE OF OHIO CERTIFICATION

This is a true and correct copy of the report, which is required to be filed pursuant to Section 117.26, Revised Code, and which is filed in the Office of the Ohio Auditor of State in Columbus, Ohio.



Certified for Release 2/27/2024

88 East Broad Street, Columbus, Ohio 43215
Phone: 614-466-4514 or 800-282-0370

This report is a matter of public record and is available online at
www.ohioauditor.gov