



**bhm cpa group, inc.**  
CERTIFIED PUBLIC ACCOUNTANTS

---

GARAWAY LOCAL SCHOOL DISTRICT  
TUSCARAWAS COUNTY

SINGLE AUDIT

FOR THE YEAR ENDED JUNE 30, 2023

---

One East Campus View Blvd. Suite 300 • Columbus, OH 43235 • (614) 430-0590 • FAX (614) 448-4519  
PO Box 875 • 129 Pinckney Street • Circleville, OH 43113 • (740) 474-5210 • FAX (740) 474-7319  
PO Box 687 • 528 S. West Street • Piketon, OH 45661 • (740) 289-4131 • FAX (740) 289-3639

[www.bhmcgroup.com](http://www.bhmcgroup.com)



OHIO AUDITOR OF STATE  
KEITH FABER



88 East Broad Street  
Columbus, Ohio 43215  
IPAResults@ohioauditor.gov  
(800) 282-0370

Board of Education  
Garaway Local School District  
146 Dover Road, NW  
Sugarcreek, Ohio 44681

We have reviewed the *Independent Auditor's Report* of the Garaway Local School District, Tuscarawas County, prepared by BHM CPA Group, Inc., for the audit period July 1, 2022 through June 30, 2023. Based upon this review, we have accepted these reports in lieu of the audit required by Section 117.11, Revised Code. The Auditor of State did not audit the accompanying financial statements and, accordingly, we are unable to express, and do not express an opinion on them.

Our review was made in reference to the applicable sections of legislative criteria, as reflected by the Ohio Constitution, and the Revised Code, policies, procedures and guidelines of the Auditor of State, regulations and grant requirements. The Garaway Local School District is responsible for compliance with these laws and regulations.

A handwritten signature in black ink that reads "Keith Faber".

Keith Faber  
Auditor of State  
Columbus, Ohio

January 12, 2024

**This page intentionally left blank.**

**GARAWAY LOCAL SCHOOL DISTRICT**  
*For the Year Ended June 30, 2023*  
*Table of Contents*

<u>TITLE</u>	<u>PAGE</u>
Independent Auditor’s Report.....	1
Management’s Discussion and Analysis – For Fiscal Year Ended June 30, 2023 .....	4
Basic Financial Statements:	
Government-Wide Financial Statements:	
Statement of Net Position .....	16
Statement of Activities.....	17
Fund Financial Statements:	
Balance Sheet – Governmental Funds .....	18
Reconciliation of Total Governmental Fund Balances To Net Position of Governmental Activities .....	19
Statement of Revenues, Expenditures and Changes in Fund Balances - Governmental Funds.....	20
Reconciliation of the Statement of Revenues, Expenditures and Changes in Fund Balances of Governmental Funds to the Statement of Activities .....	21
Statement of Revenues, Expenditures and Changes in Fund Balance – Budget and Actual - (Non-GAAP Budgetary Basis) General Fund .....	22
Statement of Net Position - Proprietary Fund.....	23
Statement of Revenues, Expenses and Changes in Net Position - Proprietary Fund .....	24
Statement of Cash Flows-Proprietary Fund.....	25
Notes to the Basic Financial Statements .....	26-67
Required Supplementary Information:	
Schedule of the District’s Proportionate Share of the Net Pension Liability:	
School Employees Retirement System (SERS) of Ohio .....	68-69
State Teachers Retirement System (STRS) of Ohio .....	70-71
Schedule of the District’s Pension Contributions:	
State Teachers Retirement System of Ohio (SERS) of Ohio .....	72-73
State Teachers Retirement System (STRS) of Ohio.....	74-75
Schedule of District Proportionate Share of the Net OPEB Liability/Asset	
School Employees Retirement System (SERS) of Ohio .....	76-77
State Teachers Retirement System (STRS) of Ohio.....	78-79
Schedule of District OPEB Contributions:	
School Employees Retirement System (SERS) of Ohio .....	80-81
State Teachers Retirement System (STRS) of Ohio.....	82-83
Notes to Required Supplementary Information.....	84-88

<u>TITLE</u>	<u>PAGE</u>
Schedule of Expenditures of Federal Awards.....	89
Notes to the Schedule of Expenditures of Federal Awards.....	90
Independent Auditor’s Report on Internal Control over Financial Reporting and on Compliance and Other Matters Required by <i>Government Auditing Standards</i> .....	91
Independent Auditor’s Report on Compliance with Requirements Applicable to Each Major Federal Program and on Internal Control over Compliance Required by the Uniform Guidance .....	93
Schedule of Findings 2 CFR §200.515 .....	96



**INDEPENDENT AUDITOR'S REPORT**

Garaway Local School District  
Tuscarawas County  
146 Dover Rd, NW  
Sugarcreek, Ohio 44681

**Report on the Audit of the Financial Statements**

***Opinions***

We have audited the financial statements of the governmental activities, each major fund, and the aggregate remaining fund information of Garaway Local School District, Tuscarawas County, Ohio (the District), as of and for the year ended June 30, 2023, and the related notes to the financial statements, which collectively comprise the District's basic financial statements as listed in the table of contents.

In our opinion, the accompanying financial statements referred to above present fairly, in all material respects, the respective financial position of the governmental activities, each major fund, and the aggregate remaining fund information of Garaway Local School District, Tuscarawas County, Ohio, as of June 30, 2023, and the respective changes in financial position and, where applicable, cash flows thereof and the budgetary comparison for the General fund for the year then ended in accordance with the accounting principles generally accepted in the United States of America.

***Basis for Opinions***

We conducted our audit in accordance with auditing standards generally accepted in the United States of America (GAAS) and the standards applicable to financial audits contained in *Government Auditing Standards*, issued by the Comptroller General of the United States. Our responsibilities under those standards are further described in the *Auditor's Responsibilities for the Audit of the Financial Statements* section of our report. We are required to be independent of the District and to meet our other ethical responsibilities in accordance with the relevant ethical requirements relating to our audit. We believe that the audit evidence we have obtained is sufficient and appropriate to provide a basis for our audit opinions.

***Responsibilities of Management for the Financial Statements***

Management is responsible for the preparation and fair presentation of the financial statements in accordance with accounting principles generally accepted in the United States of America and for the design, implementation, and maintenance of internal control relevant to the preparation and fair presentation of financial statements that are free from material misstatement, whether due to fraud or error.

In preparing the financial statements, management is required to evaluate whether there are conditions or events, considered in the aggregate, that raise substantial doubt about the district's ability to continue as a going concern for twelve months beyond the financial statement date, including any currently known information that may raise substantial doubt shortly thereafter.

### ***Auditor's Responsibilities for the Audit of the Financial Statements***

Our objectives are to obtain reasonable assurance about whether the financial statements as a whole are free from material misstatement, whether due to fraud or error, and to issue an auditor's report that includes our opinions. Reasonable assurance is a high level of assurance but is not absolute assurance and therefore is not a guarantee that an audit conducted in accordance with GAAS and *Government Auditing Standards* will always detect a material misstatement when it exists. The risk of not detecting a material misstatement resulting from fraud is higher than for one resulting from error, as fraud may involve collusion, forgery, intentional omissions, misrepresentations, or the override of internal control. Misstatements are considered material if there is a substantial likelihood that, individually or in the aggregate, they would influence the judgment made by a reasonable user based on the financial statements.

In performing an audit in accordance with GAAS and *Government Auditing Standards*, we

- exercise professional judgment and maintain professional skepticism throughout the audit.
- identify and assess the risks of material misstatement of the financial statements, whether due to fraud or error, and design and perform audit procedures responsive to those risks. Such procedures include examining, on a test basis, evidence regarding the amounts and disclosures in the financial statements.
- obtain an understanding of internal control relevant to the audit in order to design audit procedures that are appropriate in the circumstances, but not for the purpose of expressing an opinion on the effectiveness of the District's internal control. Accordingly, no such opinion is expressed.
- evaluate the appropriateness of accounting policies used and the reasonableness of significant accounting estimates made by management, as well as evaluate the overall presentation of the financial statements.
- conclude whether, in our judgment, there are conditions or events, considered in the aggregate, that raise substantial doubt about the District's ability to continue as a going concern for a reasonable period of time.

We are required to communicate with those charged with governance regarding, among other matters, the planned scope and timing of the audit, significant audit findings, and certain internal control-related matters that we identified during the audit.

### ***Required Supplementary Information***

Accounting principles generally accepted in the United States of America require that the management's discussion and analysis, and schedules of net pension and other post-employment benefit liabilities and pension and other post-employment benefit contributions be presented to supplement the basic financial statements. Such information is the responsibility of management and, although not a part of the basic financial statements, is required by the Governmental Accounting Standards Board who considers it to be an essential part of financial reporting for placing the basic financial statements in an appropriate operational, economic, or historical context. We have applied certain limited procedures to the required supplementary information in accordance with auditing standards generally accepted in the United States of America, which consisted of inquiries of management about the methods of preparing the information and comparing the information for consistency with management's responses to our inquiries, the basic financial statements, and other knowledge we obtained during our audit of the basic financial statements. We do not express an opinion or provide any assurance on the information because the limited procedures do not provide us with sufficient evidence to express an opinion or provide any assurance.



**Supplementary information**

Our audit was conducted for the purpose of forming opinions on the financial statements that collectively comprise the District's basic financial statements. The Schedule of Expenditures of Federal Awards, as required by Title 2 U.S. Code of Federal Regulations (CFR) Part 200, Uniform Administrative Requirements, Cost Principles, and Audit Requirements for Federal Awards, is presented for purposes of additional analysis and is not required part of the basic financial statements.

Such information is the responsibility of management and was derived from and relates directly to the underlying accounting and other records used to prepare the basic financial statements. The information has been subjected to the auditing procedures applied in the audit of the basic financial statements and certain additional procedures, including comparing and reconciling such information directly to the underlying accounting and other records used to prepare the basic financial statements or to the basic financial statements themselves, and other additional procedures in accordance with auditing standards generally accepted in the United States of America. In our opinion, the Schedule of Expenditures of Federal Awards is fairly stated, in all material respects, in relation to the basic financial statements as a whole.

**Other Reporting Required by Government Auditing Standards**

In accordance with *Government Auditing Standards*, we have also issued our report dated December 26, 2023, on our consideration of the District's internal control over financial reporting and our tests of its compliance with certain provisions of laws, regulations, contracts grant agreements, and other matters. The purpose of that report is solely to describe the scope of our testing of internal control over financial reporting and compliance and the results of that testing and not to provide an opinion on the effectiveness of the District's internal control over financial reporting or on compliance. That report is an integral part of an audit performed in accordance with *Government Auditing Standards*, considering the District's internal control over financial reporting and compliance.

*BHM CPA Group*

BHM CPA Group, Inc.  
Piketon, Ohio  
December 26, 2023

**GARAWAY LOCAL SCHOOL DISTRICT  
TUSCARAWAS COUNTY, OHIO**

**MANAGEMENT'S DISCUSSION AND ANALYSIS  
FOR THE FISCAL YEAR ENDED JUNE 30, 2023**

The management's discussion and analysis of the Garaway Local School District's (the "District") financial performance provides an overall review of the District's financial activities for the fiscal year ended June 30, 2023. The intent of this discussion and analysis is to look at the District's financial performance as a whole; readers should also review the basic financial statements and notes to the basic financial statements to enhance their understanding of the District's financial performance.

**Financial Highlights**

Key financial highlights for fiscal year 2023 are as follows:

- Net position of governmental activities increased \$3,505,562 which represents a 44.46% increase from 2022's net position.
- General revenues accounted for \$14,908,395 in revenue or 80.18% of all revenues. Program specific revenues in the form of charges for services and sales, grants and contributions accounted for \$3,685,088 or 19.82% of total revenues of \$18,593,483.
- The District had \$15,087,921 in expenses related to governmental activities; \$3,685,088 of these expenses were offset by program specific charges for services, grants or contributions. General revenues supporting governmental activities (primarily taxes and unrestricted grants and entitlements) of \$14,908,395 were adequate to provide for these programs.
- The District's only major governmental fund is the general fund. The general fund had \$15,335,682 in revenues and \$12,902,866 in expenditures and other financing uses. During fiscal year 2023, the general fund's fund balance increased \$2,432,816 from a fund balance of \$12,981,496 to a fund balance of \$15,414,312.

**Using these Basic Financial Statements**

This annual report consists of a series of financial statements and notes to those statements. These statements are organized so the reader can understand the District as a financial whole, an entire operating entity. The statements then proceed to provide an increasingly detailed look at specific financial activities.

The *statement of net position* and *statement of activities* provide information about the activities of the whole District, presenting both an aggregate view of the District's finances and a longer-term view of those finances. Fund financial statements provide the next level of detail. For governmental funds, these statements tell how services were financed in the short-term as well as what remains for future spending. The fund financial statements also look at the District's most significant funds with all other nonmajor funds presented in total in one column. In the case of the District, the general fund is by far the most significant fund, and the only governmental fund reported as a major fund.

**Reporting the District as a Whole**

***Statement of Net Position and the Statement of Activities***

While this document contains the large number of funds used by the District to provide programs and activities, the view of the District as a whole looks at all financial transactions and asks the question, "How did we do financially during 2023?" The statement of net position and the statement of activities answer this question. These statements include *all assets, deferred outflows of resources, liabilities, deferred inflows of resources, revenues and expenses* using the *accrual basis of accounting* similar to the accounting used by most private-sector companies. This basis of accounting takes into account all of the current year's revenues and expenses regardless of when cash is received or paid.

These two statements report the District's *net position* and changes in that position. This change in net position is important because it tells the reader that, for the District as a whole, the *financial position* of the District has improved or diminished. The causes of this change may be the result of many factors, some financial, some not. Non-financial factors include the District's property tax base, current property tax laws in Ohio restricting revenue growth, facility conditions, required educational programs and other factors.

In the statement of net position and the statement of activities, the governmental activities include the District's programs and services, including instruction, support services, operation and maintenance of plant, pupil transportation, extracurricular activities, and food service operations.

**GARAWAY LOCAL SCHOOL DISTRICT  
TUSCARAWAS COUNTY, OHIO**

MANAGEMENT'S DISCUSSION AND ANALYSIS  
FOR THE FISCAL YEAR ENDED JUNE 30, 2023

The District's statement of net position and statement of activities can be found on pages 16-17 of this report.

**Reporting the District's Most Significant Funds**

***Fund Financial Statements***

The analysis of the District's major governmental fund begins on page 12. Fund financial reports provide detailed information about the District's major funds. The District uses many funds to account for a multitude of financial transactions. However, these fund financial statements focus on the District's most significant funds. The District's only major governmental fund is the general fund.

***Governmental Funds***

Most of the District's activities are reported in governmental funds, which focus on how money flows into and out of those funds and the balances left at year-end available for spending in future periods. These funds are reported using an accounting method called *modified accrual* accounting, which measures cash and all other *financial assets* that can readily be converted to cash. The governmental fund financial statements provide a detailed *short-term* view of the District's general government operations and the basic services it provides. Governmental fund information helps you determine whether there are more or fewer financial resources that can be spent in the near future to finance educational programs. The relationship (or differences) between governmental *activities* (reported in the statement of net position and the statement of activities) and governmental *funds* is reconciled in the basic financial statements. The basic governmental fund financial statements can be found on pages 18-22 of this report.

***Proprietary Funds***

The District maintains a proprietary fund. Internal service funds are an accounting device used to accumulate and allocate costs internally among the District's various functions. The District's internal service fund accounts for employee benefits self-insurance. The basic proprietary fund financial statements can be found on pages 23-25 of this report.

***Notes to the Basic Financial Statements***

The notes provide additional information that is essential to a full understanding of the data provided in the government-wide and fund financial statements. These notes to the basic financial statements can be found on pages 26-67 of this report.

***Required Supplementary Information***

In addition to the basic financial statements and accompanying notes, this report also presents certain required supplementary information concerning the District's net pension liability and net OPEB liability/asset. The required supplementary information can be found on pages 68-88 of this report.

**GARAWAY LOCAL SCHOOL DISTRICT  
TUSCARAWAS COUNTY, OHIO**

MANAGEMENT'S DISCUSSION AND ANALYSIS  
FOR THE FISCAL YEAR ENDED JUNE 30, 2023

**The District as a Whole**

The statement of net position provides the perspective of the District as a whole. The table below provides a summary of the District's net position at June 30, 2023 and June 30, 2022.

	<b>Net Position</b>	
	Governmental Activities 2023	Governmental Activities 2022
<b><u>Assets</u></b>		
Current and other assets	\$ 29,129,362	\$ 25,324,498
Capital assets, net	<u>5,940,235</u>	<u>5,624,384</u>
Total assets	<u>35,069,597</u>	<u>30,948,882</u>
<b><u>Deferred Outflows of Resources</u></b>		
Pension	2,772,704	2,760,243
OPEB	<u>239,712</u>	<u>291,369</u>
Total deferred outflows of resources	<u>3,012,416</u>	<u>3,051,612</u>
<b><u>Liabilities</u></b>		
Current liabilities	2,072,092	1,877,092
Long-term liabilities:		
Due within one year	148,419	116,643
Due in more than one year:		
Net pension liability	11,875,921	7,363,425
Net OPEB liability	679,213	950,595
Other amounts	<u>457,623</u>	<u>889,972</u>
Total liabilities	<u>15,233,268</u>	<u>11,197,727</u>
<b><u>Deferred Inflows of Resources</u></b>		
Property taxes levied for next year	8,284,722	7,253,208
Pension	1,436,301	6,021,947
OPEB	<u>1,736,825</u>	<u>1,642,277</u>
Total deferred inflows of resources	<u>11,457,848</u>	<u>14,917,432</u>
<b><u>Net Position</u></b>		
Investment in capital assets	5,875,831	5,540,567
Restricted	1,196,299	811,002
Unrestricted	<u>4,318,767</u>	<u>1,533,766</u>
Total net position	<u>\$ 11,390,897</u>	<u>\$ 7,885,335</u>

The net pension liability (NPL) is the largest single liability reported by the District at June 30, 2023 and is reported pursuant to GASB Statement 68, "Accounting and Financial Reporting for Pensions—an Amendment of GASB Statement 27." The District has adopted GASB Statement 75, "Accounting and Financial Reporting for Postemployment Benefits Other Than Pensions," which significantly revises accounting for costs and liabilities related to other postemployment benefits (OPEB). For reasons discussed below, many end users of this financial statement will gain a clearer understanding of the District's actual financial condition by adding deferred inflows related to pension and OPEB, the net pension liability and the net OPEB liability to the reported net position and subtracting deferred outflows related to pension and OPEB and the net OPEB asset.

**GARAWAY LOCAL SCHOOL DISTRICT  
TUSCARAWAS COUNTY, OHIO**

MANAGEMENT'S DISCUSSION AND ANALYSIS  
FOR THE FISCAL YEAR ENDED JUNE 30, 2023

Governmental Accounting Standards Board standards are national and apply to all government financial reports prepared in accordance with generally accepted accounting principles. Prior accounting for pensions (GASB 27) and postemployment benefits (GASB 45) focused on a funding approach. This approach limited pension and OPEB costs to contributions annually required by law, which may or may not be sufficient to fully fund each plan's *net pension liability* or *net OPEB liability*. GASB 68 and GASB 75 take an earnings approach to pension and OPEB accounting; however, the nature of Ohio's statewide pension/OPEB plans and state law governing those systems requires additional explanation in order to properly understand the information presented in these statements.

GASB 68 and GASB 75 require the net pension liability and the net OPEB liability/asset to equal the District's proportionate share of each plan's collective:

1. Present value of estimated future pension/OPEB benefits attributable to active and inactive employees' past service.
2. Minus plan assets available to pay these benefits.

GASB notes that pension and OPEB obligations, whether funded or unfunded, are part of the "employment exchange" – that is, the employee is trading his or her labor in exchange for wages, benefits, and the promise of a future pension and other postemployment benefits. GASB noted that the unfunded portion of this promise is a present obligation of the government, part of a bargained-for benefit to the employee and should accordingly be reported by the government as a liability since they received the benefit of the exchange. However, the District is not responsible for certain key factors affecting the balance of these liabilities. In Ohio, the employee shares the obligation of funding pension benefits with the employer. Both employer and employee contribution rates are capped by State statute. A change in these caps requires action of both Houses of the General Assembly and approval of the Governor. Benefit provisions are also determined by State statute. The Ohio Revised Code permits, but does not require, the retirement systems to provide healthcare to eligible benefit recipients. The retirement systems may allocate a portion of the employer contributions to provide for these OPEB benefits.

The employee enters the employment exchange with the knowledge that the employer's promise is limited not by contract but by law. The employer enters the exchange also knowing that there is a specific, legal limit to its contribution to the retirement system. In Ohio, there is no legal means to enforce the unfunded liability of the pension/OPEB plan *as against the public employer*. State law operates to mitigate/lessen the moral obligation of the public employer to the employee, because all parties enter the employment exchange with notice as to the law. The retirement system is responsible for the administration of the pension and OPEB plans.

Most long-term liabilities have set repayment schedules or, in the case of compensated absences (i.e. sick and vacation leave), are satisfied through paid time-off or termination payments. There is no repayment schedule for the net pension liability or the net OPEB liability. As explained above, changes in benefits, contribution rates, and return on investments affect the balance of these liabilities but are outside the control of the local government. In the event that contributions, investment returns, and other changes are insufficient to keep up with required payments, State statute does not assign/identify the responsible party for the unfunded portion. Due to the unique nature of how the net pension liability and the net OPEB liability are satisfied, these liabilities are separately identified within the long-term liability section of the statement of net position.

In accordance with GASB 68 and GASB 75, the District's statements prepared on an accrual basis of accounting include an annual pension expense and an annual OPEB expense for their proportionate share of each plan's *change* in net pension liability and net OPEB liability/asset, respectively, not accounted for as deferred inflows/outflows.

Over time, net position can serve as a useful indicator of a government's financial position. At June 30, 2023, the District's assets plus deferred outflows of resources exceeded liabilities plus deferred inflows of resources by \$11,390,897.

Current and other assets increased primarily in the area of cash and cash equivalents due to operations.

**GARAWAY LOCAL SCHOOL DISTRICT  
TUSCARAWAS COUNTY, OHIO**

**MANAGEMENT’S DISCUSSION AND ANALYSIS  
FOR THE FISCAL YEAR ENDED JUNE 30, 2023**

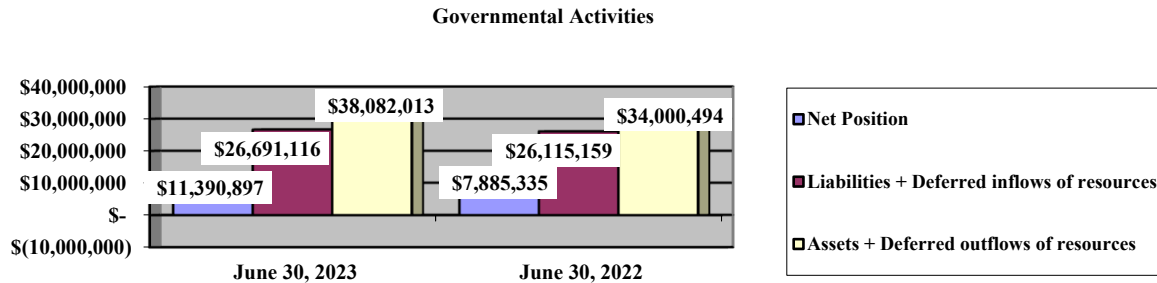
At year-end, capital assets represented 16.94% of total assets. Capital assets include land, construction in progress, land improvements, buildings and improvements, furniture, fixtures, and equipment, vehicles, and intangible right to use assets. Investment in capital assets at June 30, 2023, was \$5,875,831. These capital assets are used to provide services to the students and are not available for future spending. Although the District’s investment in capital assets is reported net of related debt, it should be noted that the resources to repay the debt must be provided from other sources, since capital assets may not be used to liquidate these liabilities.

Long-term liabilities increased primarily due to an increase in the District’s net pension liability. The District’s net pension liability and net OPEB liability are outside of the control of the District. The District contributes its statutorily required contributions to the pension systems; however, it’s the pension systems that collect, hold, and distribute pensions and OPEB to District employees, not the District.

The net pension liability increased \$4,512,496 or 61.28% and deferred inflows of resources related to pension decreased \$4,585,646 or 76.15%. These changes were the result of changes at the pension system level for the State Teachers Retirement System (STRS) and the School Employees Retirement System (SERS). Primarily, net investment income on investments at both pension systems were negative for the fiscal year 2022 measurement date that are used for the fiscal year 2023 reporting. This caused a large decrease in their respective fiduciary net positions which was a drastic change from the previous fiscal year’s large positive investment returns.

A portion of the District’s net position, \$1,196,299, represents resources that are subject to external restriction on how they may be used. The District’s remaining balance of unrestricted net position is \$4,318,767.

The graph below shows the District’s assets, deferred outflows of resources, liabilities, deferred inflows of resources and net position at June 30, 2023 and June 30, 2022.



**GARAWAY LOCAL SCHOOL DISTRICT  
TUSCARAWAS COUNTY, OHIO**

MANAGEMENT'S DISCUSSION AND ANALYSIS  
FOR THE FISCAL YEAR ENDED JUNE 30, 2023

The table below shows the change in net position for fiscal years 2023 and 2022.

	<b>Change in Net Position</b>	
	Governmental Activities 2023	Governmental Activities 2022
	<u>2023</u>	<u>2022</u>
<b><u>Revenues</u></b>		
Program revenues:		
Charges for services and sales	\$ 648,789	\$ 752,749
Operating grants and contributions	2,945,492	2,803,870
Capital grants and contributions	90,807	-
General revenues:		
Property taxes	9,174,662	8,571,336
Payments in lieu of taxes	9,275	16,715
Grants and entitlements	5,395,779	5,211,283
Investment earnings	269,157	41,591
Other	<u>59,522</u>	<u>93,660</u>
Total revenues	<u>18,593,483</u>	<u>17,491,204</u>
<b><u>Expenses</u></b>		
Program expenses:		
Instruction:		
Regular	5,663,235	5,033,614
Special	2,241,074	2,193,671
Vocational	15,331	37,392
Other	198,976	213,447
Support services:		
Pupil	887,509	732,981
Instructional staff	102,409	129,886
Board of education	17,209	15,335
Administration	1,274,684	1,116,582
Fiscal	516,134	454,281
Business	31,157	31,157
Operations and maintenance	1,701,766	1,137,249
Pupil transportation	1,236,048	1,022,853
Central	55,026	52,977
Operation of non-instructional services:		
Food service operations	481,232	542,000
Other non-instructional services	7,970	-
Extracurricular activities	654,760	623,633
Interest and fiscal charges	<u>3,401</u>	<u>4,967</u>
Total expenses	<u>15,087,921</u>	<u>13,342,025</u>
Change in net position	3,505,562	4,149,179
Net position at beginning of year	<u>7,885,335</u>	<u>3,736,156</u>
Net position at end of year	<u>\$ 11,390,897</u>	<u>\$ 7,885,335</u>

**GARAWAY LOCAL SCHOOL DISTRICT  
TUSCARAWAS COUNTY, OHIO**

**MANAGEMENT'S DISCUSSION AND ANALYSIS  
FOR THE FISCAL YEAR ENDED JUNE 30, 2023**

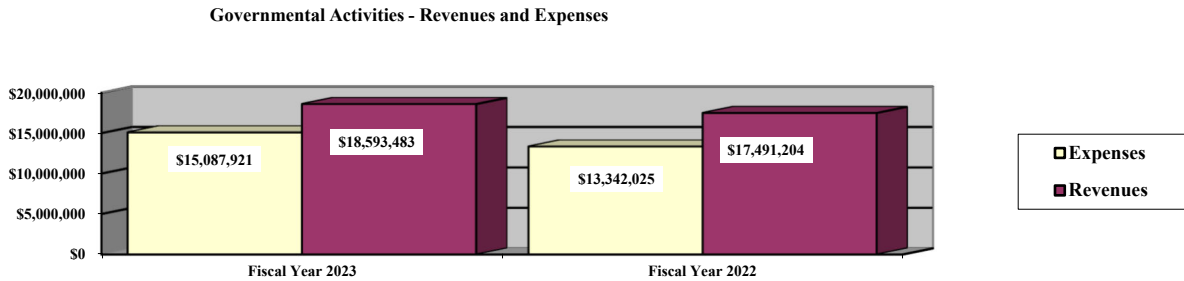
**Governmental Activities**

Net position of the District's governmental activities increased \$3,505,562. Total governmental expenses of \$15,087,921 were offset by program revenues of \$3,685,088 and general revenues of \$14,908,395. Program revenues supported 24.42% of the total governmental expenses. The primary sources of revenue for governmental activities are derived from property taxes, grants, and entitlements. These revenue sources represent 78.41% of total governmental revenue.

Property taxes increased due to an increase in the assessed valuation of property located within the District (see Note6). Charges for services program revenues decreased due to less service activity during the fiscal year. Operating Grants and Contributions increased primarily due to additional Elementary and Secondary School Emergency Relief (ESSER) Federal grant funding. Capital Grants and Contributions increased due to increased monies received from federal grants for security upgrades.

Overall, expenses of the governmental activities increased \$1,745,896 or 13.09%. This increase is primarily the result of an increase in pension expense. Pension expense increased approximately \$1,194,026. This increase was the result of an increase in expenses incurred at the pension system level for the State Teachers Retirement System (STRS) and the School Employees Retirement System (SERS) due to a decrease in net investment income on investments compared to previous years.

The graph below presents the District's governmental activities revenue and expenses for fiscal year 2023 and 2022.



THIS SPACE IS INTENTIONALLY LEFT BLANK



**GARAWAY LOCAL SCHOOL DISTRICT  
TUSCARAWAS COUNTY, OHIO**

MANAGEMENT'S DISCUSSION AND ANALYSIS  
FOR THE FISCAL YEAR ENDED JUNE 30, 2023

The statement of activities shows the cost of program services and the charges for services and grants offsetting those services. The following table shows, for governmental activities, the total cost of services and the net cost of services. That is, it identifies the cost of these services supported by tax revenue and unrestricted State grants and entitlements.

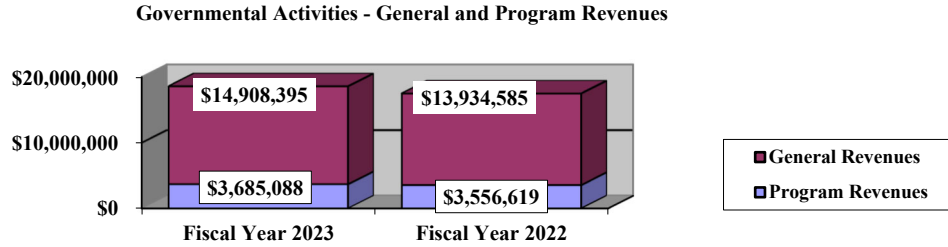
	<b>Governmental Activities</b>			
	Total Cost of Services 2023	Net Cost of Services 2023	Total Cost of Services 2022	Net Cost of Services 2022
<b>Program expenses</b>				
Instruction:				
Regular	\$ 5,663,235	\$ 4,990,847	\$ 5,033,614	\$ 4,262,144
Special	2,241,074	1,139,076	2,193,671	987,717
Vocational	15,331	6,991	37,392	26,440
Other	198,976	198,976	213,447	212,167
Support services:				
Pupil	887,509	633,452	732,981	509,050
Instructional staff	102,409	82,620	129,886	123,461
Board of education	17,209	17,209	15,335	15,335
Administration	1,274,684	1,258,371	1,116,582	1,090,246
Fiscal	516,134	516,134	454,281	454,281
Business	31,157	31,157	31,157	31,157
Operations and maintenance	1,701,766	1,134,595	1,137,249	947,794
Pupil transportation	1,236,048	1,013,108	1,022,853	903,237
Central	55,026	55,026	52,977	52,977
Operation of non-instructional services:				
Food service operations	481,232	(42,397)	542,000	(223,166)
Other non-instructional services	7,970	7,970	-	-
Extracurricular activities	654,760	356,297	623,633	387,599
Interest and fiscal charges	<u>3,401</u>	<u>3,401</u>	<u>4,967</u>	<u>4,967</u>
Total expenses	<u>\$ 15,087,921</u>	<u>\$ 11,402,833</u>	<u>\$ 13,342,025</u>	<u>\$ 9,785,406</u>

The dependence upon tax and other general revenues for governmental activities is apparent as 78.04% of instruction activities are supported through taxes and other general revenues. For all governmental activities, general revenue support is 75.58%. The District's taxpayers and unrestricted grants and entitlements from the State are by far the primary support for the District's students.

**GARAWAY LOCAL SCHOOL DISTRICT  
TUSCARAWAS COUNTY, OHIO**

MANAGEMENT'S DISCUSSION AND ANALYSIS  
FOR THE FISCAL YEAR ENDED JUNE 30, 2023

The graph below presents the District's governmental activities revenue for fiscal year 2023 and 2022.



**The District's Funds**

The District's governmental funds reported a combined fund balance of \$16,317,630, which is higher than last year's total of \$13,803,096. The schedule below indicates the fund balance and the total change in fund balance as of June 30, 2023 and 2022.

Fund	Fund Balance June 30, 2023	Fund Balance June 30, 2022	Change	Percentage Change
General	\$ 15,414,312	\$ 12,981,496	\$ 2,432,816	18.74 %
Nonmajor governmental	903,318	821,600	81,718	9.95 %
<b>Total</b>	<b>\$ 16,317,630</b>	<b>\$ 13,803,096</b>	<b>\$ 2,514,534</b>	<b>18.22 %</b>

**General Fund**

The District's general fund balance increased \$2,432,816. The table that follows assists in illustrating the revenues of the general fund.

	2023 Amount	2022 Amount	Change	Percentage Change
<b>Revenues</b>				
Property taxes	\$ 8,902,774	\$ 8,295,082	\$ 607,692	7.33 %
Tuition	127,727	473,180	(345,453)	(73.01) %
Earnings on investments	248,014	33,311	214,703	644.54 %
Intergovernmental	5,923,954	5,835,926	88,028	1.51 %
Other revenues	133,213	128,856	4,357	3.38 %
<b>Total</b>	<b>\$ 15,335,682</b>	<b>\$ 14,766,355</b>	<b>\$ 569,327</b>	<b>3.86 %</b>

Total revenues increased 3.86% from the prior fiscal year. Property taxes increased due to an increase in the assessed valuations of taxable property. Tuition revenue decreased \$345,453 due to less open enrollment. Earnings on investments increased \$214,703 due to more money being invested during fiscal year 2023 and improved interest rates on investments. Intergovernmental revenue increased due to increased funding from the State of Ohio in the form of Foundation payments. Other revenues, namely refunds and reimbursements, remained comparable to the prior years.

**GARAWAY LOCAL SCHOOL DISTRICT  
TUSCARAWAS COUNTY, OHIO**

**MANAGEMENT'S DISCUSSION AND ANALYSIS  
FOR THE FISCAL YEAR ENDED JUNE 30, 2023**

The table that follows assists in illustrating the expenditures of the general fund.

	<u>2023</u> <u>Amount</u>	<u>2022</u> <u>Amount</u>	<u>Change</u>	<u>Percentage</u> <u>Change</u>
<b><u>Expenditures</u></b>				
Instruction	\$ 7,195,269	\$ 7,206,415	\$ (11,146)	(0.15) %
Support services	5,250,711	4,743,575	507,136	10.69 %
Extracurricular activities	258,804	258,131	673	0.26 %
Capital outlay	-	102,711	(102,711)	100.00 %
Debt service	<u>23,082</u>	<u>23,512</u>	<u>(430)</u>	<u>(1.83) %</u>
Total	<u>\$ 12,727,866</u>	<u>\$ 12,334,344</u>	<u>\$ 393,522</u>	<u>3.19 %</u>

Overall expenditures increased \$393,522 or 3.19% from the prior fiscal year. Instruction expenditures decreased primarily in the areas of regular and special education instructional costs. Support services expenditures increased primarily in the area of administration, operations and maintenance, and pupil transportation. Capital outlay decreased due to no new leases being recognized for copier equipment during the fiscal year.

***General Fund Budgeting Highlights***

The District's budget is prepared according to Ohio law and is based on accounting for certain transactions on a basis of cash receipts, disbursements and encumbrances. The most significant budgeted fund is the general fund.

During the course of fiscal year 2023, the District amended its general fund budget several times. For the general fund, original budgeted revenues were \$14,087,731, which was increased in the final budgeted revenues to \$14,512,731. Actual revenues and other financing sources for fiscal year 2023 were \$15,510,148. This represents a \$997,417 increase to the final budget.

General fund original appropriations (appropriated expenditures and other financing uses) were \$14,328,452 which was increased to \$15,078,452 in the final appropriations. The actual budget basis expenditures and other financing uses for fiscal year 2023 totaled \$12,968,029, which was \$2,110,423 below the final appropriations.

**GARAWAY LOCAL SCHOOL DISTRICT  
TUSCARAWAS COUNTY, OHIO**

MANAGEMENT'S DISCUSSION AND ANALYSIS  
FOR THE FISCAL YEAR ENDED JUNE 30, 2023

**Capital Assets and Debt Administration**

***Capital Assets***

At the end of fiscal year 2023, the District had \$5,940,235 invested in land, land improvements, buildings and improvements, furniture and equipment, vehicles, and intangible right to use assets. This entire amount is reported in governmental activities.

The following table shows June 30, 2023 balances compared to June 30, 2022.

**Capital Assets at June 30  
(Net of Depreciation)**

	Governmental Activities	
	2023	2022
Land	\$ 114,886	\$ 114,886
Construction in progress	64,216	310,230
Land improvements	656,659	686,105
Building and improvements	3,743,726	3,455,778
Furniture and equipment	311,858	227,899
Vehicles	980,230	747,317
Intangible right to use assets:		
Leased equipment	61,627	82,169
Computer software	7,033	-
Total	\$ 5,940,235	\$ 5,624,384

The overall increase in capital assets of \$315,851 is due to capital outlays of \$757,001 exceeding depreciation/amortization expense of \$441,150. See Note 8 to the basic financial statements for additional information on the District's capital assets.

***Debt Administration***

At June 30, 2023, the District had \$64,404 in leases outstanding. Of this total, \$20,406 is due within one year and \$43,998 is due in more than one year.

The following table summarizes the leases outstanding.

**Outstanding Debt, at Year End**

	Governmental Activities	Governmental Activities
	2023	2022
Lease payable	\$ 64,404	\$ 83,817
Total	\$ 64,404	\$ 83,817

The District's overall legal debt margin was \$31,677,464, with an unvoted debt margin of \$351,972. See Note 9 to the basic financial statements for additional information on the District's long-term obligations.

**GARAWAY LOCAL SCHOOL DISTRICT  
TUSCARAWAS COUNTY, OHIO**

**MANAGEMENT'S DISCUSSION AND ANALYSIS  
FOR THE FISCAL YEAR ENDED JUNE 30, 2023**

**Current Financial Related Activities**

As the preceding information shows, the Garaway Local School District relies heavily upon its property tax holders and the state of Ohio for funding through the State Foundation Program. This dependency on the state makes the District vulnerable to legislative changes that can change focus every two years depending on changing political winds. This causes some difficulty in predicting future revenue streams. The unique nature of property taxes in Ohio creates this need to routinely seek voter approval for operating levies.

The District has also been affected by mandates in gifted education, increased special education services required by our students and new disabilities, increased transportation services to charter schools, reduction of student services at developmental disability facilities, escalation of health insurance costs, increased utility costs and unpredictable fuel costs in addition to decreases in state support and federal grant revenues. With these mandates and increasing costs as well as changes in revenue streams, managing and monitoring the finances of the District has become increasingly more difficult.

The District is fortunate that parents and community members strongly believe that their schools are one of their highest priorities and one of the most important public institutions in their local communities.

Even with conservative spending strategies, the District is committed to academic excellence and student safety. Garaway is a leader in educational options for students for online dual enrollment opportunities as well as College Credit Plus. We pride ourselves on innovation and have used grants to add relevant technology and an academic curriculum meaningful for how students learn today.

The District's Board and management team continues to carefully and prudently plan in order to meet the ever-changing challenges of the future and to provide needed resources required by students to succeed academically as well as in their chosen path in life.

**Contacting the District's Financial Management**

This financial report is designed to provide our citizens, taxpayers, and investors and creditors with a general overview of the District's finances and to show the District's accountability for the money it receives. If you have questions about this report or need additional financial information contact the Treasurer at Garaway Local School District, 146 Dover Road, NW, Sugarcreek, Ohio 44681-9309.

**GARAWAY LOCAL SCHOOL DISTRICT  
TUSCARAWAS COUNTY, OHIO**

STATEMENT OF NET POSITION  
JUNE 30, 2023

	<b>Governmental Activities</b>
<b>Assets:</b>	
Equity in pooled cash and cash equivalents	\$ 16,846,333
Cash with fiscal agent	1,366,918
Receivables:	
Property taxes	9,378,735
Payment in lieu of taxes	53,763
Accounts	9,843
Accrued interest	6,887
Intergovernmental	289,718
Prepayments	43,541
Materials and supplies inventory	43,363
Inventory held for resale	5,806
Net OPEB asset	1,084,455
Capital assets:	
Nondepreciable capital assets	179,102
Depreciable capital assets, net	5,761,133
Capital assets, net	5,940,235
Total assets	35,069,597
<b>Deferred outflows of resources:</b>	
Pension	2,772,704
OPEB	239,712
Total deferred outflows of resources	3,012,416
<b>Liabilities:</b>	
Accounts payable	16,956
Accrued wages and benefits payable	1,519,263
Intergovernmental payable	44,991
Pension and postemployment benefits payable	207,969
Accrued interest payable	81
Claims payable	282,832
Long-term liabilities:	
Due within one year	148,419
Due in more than one year:	
Net pension liability	11,875,921
Net OPEB liability	679,213
Other amounts due in more than one year	457,623
Total liabilities	15,233,268
<b>Deferred inflows of resources:</b>	
Property taxes levied for the next fiscal year	8,284,722
Pension	1,436,301
OPEB	1,736,825
Total deferred inflows of resources	11,457,848
<b>Net position:</b>	
Investment in capital assets	5,875,831
Restricted for:	
Capital projects	395,263
OPEB	222,183
State funded programs	5,867
Federally funded programs	53,453
Food service operations	285,933
Extracurricular	165,208
Other purposes	68,392
Unrestricted	4,318,767
Total net position	\$ 11,390,897

SEE ACCOMPANYING NOTES TO THE BASIC FINANCIAL STATEMENTS

**GARAWAY LOCAL SCHOOL DISTRICT  
TUSCARAWAS COUNTY, OHIO**

STATEMENT OF ACTIVITIES  
FOR THE FISCAL YEAR ENDED JUNE 30, 2023

		<b>Program Revenues</b>		<b>Capital Grants and Contributions</b>	<b>Net (Expense) Revenue and Changes in Net Position</b>
	<b>Expenses</b>	<b>Charges for Services and Sales</b>	<b>Operating Grants and Contributions</b>	<b>Capital Grants and Contributions</b>	<b>Governmental Activities</b>
<b>Governmental activities:</b>					
Instruction:					
Regular	\$ 5,663,235	\$ 119,238	\$ 553,150	\$ -	\$ (4,990,847)
Special	2,241,074	8,489	1,093,509	-	(1,139,076)
Vocational	15,331	-	8,340	-	(6,991)
Other	198,976	-	-	-	(198,976)
Support services:					
Pupil	887,509	48,301	205,756	-	(633,452)
Instructional staff	102,409	-	19,789	-	(82,620)
Board of education	17,209	-	-	-	(17,209)
Administration	1,274,684	-	16,313	-	(1,258,371)
Fiscal	516,134	-	-	-	(516,134)
Business	31,157	-	-	-	(31,157)
Operations and maintenance	1,701,766	5,678	518,760	42,733	(1,134,595)
Pupil transportation	1,236,048	-	174,866	48,074	(1,013,108)
Central	55,026	-	-	-	(55,026)
Operation of non-instructional services:					
Food service operations	481,232	210,617	313,012	-	42,397
Other non-instructional services	7,970	-	-	-	(7,970)
Extracurricular activities	654,760	256,466	41,997	-	(356,297)
Interest and fiscal charges	3,401	-	-	-	(3,401)
<b>Totals</b>	<b>\$ 15,087,921</b>	<b>\$ 648,789</b>	<b>\$ 2,945,492</b>	<b>\$ 90,807</b>	<b>(11,402,833)</b>
<b>General revenues:</b>					
Property taxes levied for:					
General purposes					8,912,218
Capital outlay					262,444
Payments in lieu of taxes					9,275
Grants and entitlements not restricted to specific programs					5,395,779
Investment earnings					269,157
Miscellaneous					59,522
Total general revenues					14,908,395
Change in net position					3,505,562
<b>Net position at beginning of year</b>					7,885,335
<b>Net position at end of year</b>					<b>\$ 11,390,897</b>

SEE ACCOMPANYING NOTES TO THE BASIC FINANCIAL STATEMENTS

**GARAWAY LOCAL SCHOOL DISTRICT  
TUSCARAWAS COUNTY, OHIO**

BALANCE SHEET  
GOVERNMENTAL FUNDS  
JUNE 30, 2023

	<u>General</u>	<u>Nonmajor Governmental Funds</u>	<u>Total Governmental Funds</u>
<b>Assets:</b>			
Equity in pooled cash and cash equivalents	\$ 15,909,641	\$ 936,692	\$ 16,846,333
Receivables:			
Property taxes	9,117,217	261,518	9,378,735
Payment in lieu of taxes	53,763	-	53,763
Accounts	8,541	1,302	9,843
Accrued interest	6,887	-	6,887
Interfund loans	73,556	-	73,556
Intergovernmental	-	289,718	289,718
Prepayments	40,606	2,935	43,541
Materials and supplies inventory	43,363	-	43,363
Inventory held for resale	-	5,806	5,806
Total assets	<u>\$ 25,253,574</u>	<u>\$ 1,497,971</u>	<u>\$ 26,751,545</u>
<b>Liabilities:</b>			
Accounts payable	\$ 14,393	\$ 2,563	\$ 16,956
Accrued wages and benefits payable	1,344,110	175,153	1,519,263
Compensated absences payable	63,382	-	63,382
Intergovernmental payable	43,019	1,972	44,991
Pension obligation payable	179,352	28,617	207,969
Interfund loans payable	-	73,556	73,556
Total liabilities	<u>1,644,256</u>	<u>281,861</u>	<u>1,926,117</u>
<b>Deferred inflows of resources:</b>			
Property taxes levied for the next fiscal year	8,053,818	230,904	8,284,722
Delinquent property tax revenue not available	87,425	2,610	90,035
Intergovernmental revenue not available	-	79,278	79,278
Payments in lieu of taxes revenue not available	53,763	-	53,763
Total deferred inflows of resources	<u>8,195,006</u>	<u>312,792</u>	<u>8,507,798</u>
<b>Fund balances:</b>			
Nonspendable:			
Materials and supplies inventory	43,363	-	43,363
Prepays	40,606	2,935	43,541
Unclaimed monies	2,096	-	2,096
Restricted:			
Capital improvements	-	271,824	271,824
Food service operations	-	293,424	293,424
State funded programs	-	3,796	3,796
Federally funded programs	-	59,053	59,053
Extracurricular	-	164,437	164,437
Other purposes	-	66,296	66,296
Assigned:			
Student instruction	28,310	-	28,310
Student and staff support	105,852	-	105,852
Subsequent year's appropriations	-	-	-
Capital improvements	-	120,829	120,829
Other purposes	3,799	-	3,799
Unassigned (deficit)	<u>15,190,286</u>	<u>(79,276)</u>	<u>15,111,010</u>
Total fund balances	<u>15,414,312</u>	<u>903,318</u>	<u>16,317,630</u>
Total liabilities, deferred inflows and fund balances	<u>\$ 25,253,574</u>	<u>\$ 1,497,971</u>	<u>\$ 26,751,545</u>

SEE ACCOMPANYING NOTES TO THE BASIC FINANCIAL STATEMENTS



**GARAWAY LOCAL SCHOOL DISTRICT  
TUSCARAWAS COUNTY, OHIO**

RECONCILIATION OF TOTAL GOVERNMENTAL FUND BALANCES TO  
NET POSITION OF GOVERNMENTAL ACTIVITIES  
JUNE 30, 2023

<b>Total governmental fund balances</b>		\$	16,317,630
<i>Amounts reported for governmental activities on the statement of net position are different because:</i>			
Capital assets used in governmental activities are not financial resources and therefore are not reported in the funds.			5,940,235
Other long-term assets are not available to pay for current-period expenditures and therefore are deferred inflows in the funds.			
Property taxes receivable	\$	90,035	
Payment in lieu of taxes receivable		53,763	
Intergovernmental receivable		79,278	
Total		223,076	223,076
An internal service fund is used by management to charge the costs of insurance to individual funds. The assets and liabilities of the internal service fund are included in governmental activities on the statement of net position.			1,084,086
Accrued interest payable is not due and payable in the current period and therefore is not reported in the funds.			(81)
The net pension/OPEB assets & liabilities are not due and payable in the current period; therefore, the assets, liabilities and related deferred inflows/outflows are not reported in governmental funds.			
Deferred outflows - pension		2,772,704	
Deferred inflows - pension		(1,436,301)	
Net pension liability		(11,875,921)	
Deferred outflows - OPEB		239,712	
Deferred inflows - OPEB		(1,736,825)	
Net OPEB asset		1,084,455	
Net OPEB liability		(679,213)	
Total		(11,631,389)	(11,631,389)
Long-term liabilities are not due and payable in the current period and therefore are not reported in the funds.			
Lease payable		(64,404)	
Compensated absences		(478,256)	
Total		(542,660)	(542,660)
<b>Net position of governmental activities</b>		\$	11,390,897

SEE ACCOMPANYING NOTES TO THE BASIC FINANCIAL STATEMENTS

**GARAWAY LOCAL SCHOOL DISTRICT  
TUSCARAWAS COUNTY, OHIO**

STATEMENT OF REVENUES, EXPENDITURES AND CHANGES IN FUND BALANCES  
GOVERNMENTAL FUNDS  
FOR THE FISCAL YEAR ENDED JUNE 30, 2023

	<u>General</u>	<u>Nonmajor Governmental Funds</u>	<u>Total Governmental Funds</u>
<b>Revenues:</b>			
Property taxes	\$ 8,902,774	\$ 262,166	\$ 9,164,940
Intergovernmental	5,923,954	2,472,989	8,396,943
Investment earnings	248,014	2,168	250,182
Tuition and fees	127,727	-	127,727
Extracurricular	48,301	255,216	303,517
Rental income	5,678	-	5,678
Charges for services	4,482	211,867	216,349
Contributions and donations	2,626	81,766	84,392
Miscellaneous	72,126	834	72,960
Total revenues	<u>15,335,682</u>	<u>3,287,006</u>	<u>18,622,688</u>
<b>Expenditures:</b>			
Current:			
Instruction:			
Regular	5,384,718	540,400	5,925,118
Special	1,585,470	762,885	2,348,355
Vocational	13,815	-	13,815
Other	211,266	-	211,266
Support services:			
Pupil	845,602	59,013	904,615
Instructional staff	115,574	18,235	133,809
Board of education	17,409	-	17,409
Administration	1,330,892	16,473	1,347,365
Fiscal	530,859	4,922	535,781
Operations and maintenance	1,247,203	821,720	2,068,923
Pupil transportation	1,108,146	329,454	1,437,600
Central	55,026	-	55,026
Operation of non-instructional services:			
Food service operations	-	510,369	510,369
Other non-instructional services	-	7,970	7,970
Extracurricular activities	258,804	266,578	525,382
Facilities acquisition and construction	-	42,269	42,269
Debt service:			
Principal retirement	19,413	-	19,413
Interest and fiscal charges	3,669	-	3,669
Total expenditures	<u>12,727,866</u>	<u>3,380,288</u>	<u>16,108,154</u>
Excess of revenues over (under) expenditures	<u>2,607,816</u>	<u>(93,282)</u>	<u>2,514,534</u>
<b>Other financing sources (uses):</b>			
Transfers in	-	175,000	175,000
Transfers (out)	(175,000)	-	(175,000)
Total other financing sources (uses)	<u>(175,000)</u>	<u>175,000</u>	<u>-</u>
Net change in fund balances	2,432,816	81,718	2,514,534
<b>Fund balances at beginning of year</b>	12,981,496	821,600	13,803,096
<b>Fund balances at end of year</b>	<u>\$ 15,414,312</u>	<u>\$ 903,318</u>	<u>\$ 16,317,630</u>

SEE ACCOMPANYING NOTES TO THE BASIC FINANCIAL STATEMENTS

**GARAWAY LOCAL SCHOOL DISTRICT  
TUSCARAWAS COUNTY, OHIO**

RECONCILIATION OF THE STATEMENT OF REVENUES, EXPENDITURES  
AND CHANGES IN FUND BALANCES OF GOVERNMENTAL FUNDS  
TO THE STATEMENT OF ACTIVITIES  
FOR THE FISCAL YEAR ENDED JUNE 30, 2023

<b>Net change in fund balances - total governmental funds</b>	\$	2,514,534
<i>Amounts reported for governmental activities in the statement of activities are different because:</i>		
Governmental funds report capital outlays as expenditures. However, in the statement of activities, the cost of those assets is allocated over their estimated useful lives as depreciation/amortization expense.		
Capital asset additions	\$ 757,001	
Current year depreciation/amortization	<u>(441,150)</u>	
Total		315,851
Revenues in the statement of activities that do not provide current financial resources are not reported as revenues in the funds.		
Property taxes	9,722	
Payment in lieu of taxes	9,275	
Miscellaneous	(17,220)	
Intergovernmental	<u>(52,125)</u>	
Total		(50,348)
Repayment of lease principal is an expenditure in the governmental funds, but the repayment reduces long-term liabilities on the statement of net position.		
		19,413
In the statement of activities, interest is accrued on outstanding leases, whereas in governmental funds, an interest expenditure is reported when due. The following items resulted in additional interest being reported in the statement of activities:		
(Increase) in accrued interest payable		268
Contractually required contributions are reported as expenditures in governmental funds; however, the statement of net position reports these amounts as deferred outflows.		
Pension	1,083,495	
OPEB	<u>34,151</u>	
Total		1,117,646
Except for amounts reported as deferred inflows/outflows, changes in the net pension/OPEB liability/asset are reported as pension/OPEB expense in the statement of activities.		
Pension	(997,884)	
OPEB	<u>259,030</u>	
Total		(738,854)
Some expenses reported in the statement of activities, such as compensated absences, do not require the use of current financial resources and therefore are not reported as expenditures in governmental funds.		
		437,747
An internal service fund used by management to charge the costs of insurance to individual funds is not reported in the district-wide statement of activities. Governmental fund expenditures and the related internal service fund revenues are eliminated. The net revenue (expense) of the internal service fund is allocated among the governmental activities.		
		<u>(110,695)</u>
<b>Change in net position of governmental activities</b>	<b>\$</b>	<b><u>3,505,562</u></b>

SEE ACCOMPANYING NOTES TO THE BASIC FINANCIAL STATEMENTS

**GARAWAY LOCAL SCHOOL DISTRICT  
TUSCARAWAS COUNTY, OHIO**

STATEMENT OF REVENUES, EXPENDITURES AND CHANGES IN  
FUND BALANCE - BUDGET AND ACTUAL (NON-GAAP BUDGETARY BASIS)  
GENERAL FUND  
FOR THE FISCAL YEAR ENDED JUNE 30, 2023

	<u>Budgeted Amounts</u>			<b>Variance with Final Budget Positive (Negative)</b>
	<u>Original</u>	<u>Final</u>	<u>Actual</u>	
<b>Revenues:</b>				
Property taxes	\$ 8,257,342	\$ 8,434,685	\$ 8,971,767	\$ 537,082
Intergovernmental	5,455,139	5,572,298	5,927,117	354,819
Investment earnings	222,274	227,047	241,505	14,458
Tuition and fees	117,437	119,958	127,597	7,639
Rental income	5,226	5,339	5,678	339
Charges for services	927	947	1,007	60
Miscellaneous	29,386	30,018	31,929	1,911
<b>Total revenues</b>	<u>14,087,731</u>	<u>14,390,292</u>	<u>15,306,600</u>	<u>916,308</u>
<b>Expenditures:</b>				
Current:				
Instruction:				
Regular	6,046,873	6,247,332	5,342,934	904,398
Special	1,781,288	1,840,339	1,573,921	266,418
Vocational	16,201	16,738	14,315	2,423
Other	238,937	246,857	211,121	35,736
Support services:				
Pupil	884,439	913,759	781,478	132,281
Instructional staff	132,715	137,115	117,265	19,850
Board of education	19,287	19,927	17,042	2,885
Administration	1,523,778	1,574,293	1,346,389	227,904
Fiscal	630,858	651,771	557,417	94,354
Operations and maintenance	1,461,234	1,509,675	1,291,126	218,549
Pupil transportation	1,237,403	1,278,424	1,093,352	185,072
Central	61,315	63,347	54,177	9,170
Operation of non-instructional services:				
Extracurricular activities	294,124	303,875	259,884	43,991
<b>Total expenditures</b>	<u>14,328,452</u>	<u>14,803,452</u>	<u>12,660,421</u>	<u>2,143,031</u>
Excess of revenues over (under) expenditures	<u>(240,721)</u>	<u>(413,160)</u>	<u>2,646,179</u>	<u>3,059,339</u>
<b>Other financing sources (uses):</b>				
Refund of prior year's expenditures	-	10,000	32,157	22,157
Transfers (out)	-	(175,000)	(175,000)	-
Advances in	-	112,439	171,391	58,952
Advances (out)	-	(100,000)	(132,608)	(32,608)
<b>Total other financing sources (uses)</b>	<u>-</u>	<u>(152,561)</u>	<u>(104,060)</u>	<u>48,501</u>
Net change in fund balance	(240,721)	(565,721)	2,542,119	3,107,840
<b>Fund balance at beginning of year</b>	<u>13,227,023</u>	<u>13,227,023</u>	<u>13,227,023</u>	<u>-</u>
<b>Fund balance at end of year</b>	<u>\$ 12,986,302</u>	<u>\$ 12,661,302</u>	<u>\$ 15,769,142</u>	<u>\$ 3,107,840</u>

SEE ACCOMPANYING NOTES TO THE BASIC FINANCIAL STATEMENTS

**GARAWAY LOCAL SCHOOL DISTRICT  
TUSCARAWAS COUNTY, OHIO**

STATEMENT OF NET POSITION  
PROPRIETARY FUND  
JUNE 30, 2023

	<b>Governmental Activities - Internal Service Fund</b>
<b>Assets:</b>	
Current assets:	
Cash with fiscal agent	\$ 1,366,918
Total assets	<u>1,366,918</u>
<b>Liabilities:</b>	
Current liabilities:	
Claims payable	<u>282,832</u>
Total liabilities	<u>282,832</u>
<b>Net position:</b>	
Unrestricted	<u>1,084,086</u>
Total net position	<u><u>\$ 1,084,086</u></u>

SEE ACCOMPANYING NOTES TO THE BASIC FINANCIAL STATEMENTS

**GARAWAY LOCAL SCHOOL DISTRICT  
TUSCARAWAS COUNTY, OHIO**

STATEMENT OF REVENUES, EXPENSES AND  
CHANGES IN NET POSITION  
PROPRIETARY FUND  
FOR THE FISCAL YEAR ENDED JUNE 30, 2023

	<b>Governmental Activities - Internal Service Fund</b>
<b>Operating revenues:</b>	
Charges for services	\$ 2,352,466
Other	471,465
Total operating revenues	2,823,931
<b>Operating expenses:</b>	
Purchased services	606,425
Other	665
Claims	2,348,679
Total operating expenses	2,955,769
Operating loss	(131,838)
<b>Nonoperating revenues:</b>	
Interest revenue	21,143
Total nonoperating revenues	21,143
Change in net position	(110,695)
<b>Net position at beginning of year</b>	1,194,781
<b>Net position at end of year</b>	\$ 1,084,086

SEE ACCOMPANYING NOTES TO THE BASIC FINANCIAL STATEMENTS

**GARAWAY LOCAL SCHOOL DISTRICT  
TUSCARAWAS COUNTY, OHIO**

STATEMENT OF CASH FLOWS  
PROPRIETARY FUND  
FOR THE FISCAL YEAR ENDED JUNE 30, 2023

	<b>Governmental Activities - Internal Service Fund</b>
<b>Cash flows from operating activities:</b>	
Cash received from interfund services	\$ 2,352,466
Cash received from other operations	471,465
Cash payments for purchased services	(606,425)
Cash payments for claims	(2,274,587)
Cash payments for other expenses	(665)
	(57,746)
Net cash (used in) operating activities	(57,746)
<b>Cash flows from investing activities:</b>	
Interest received	21,143
	21,143
Net cash provided by investing activities	21,143
Net decrease in cash and cash equivalents	(36,603)
<b>Cash and cash equivalents at beginning of year</b>	<b>1,403,521</b>
<b>Cash and cash equivalents at end of year</b>	<b>\$ 1,366,918</b>
<b>Reconciliation of operating loss to net cash (used in) operating activities:</b>	
Operating income	\$ (131,838)
Changes in assets and liabilities:	
Increase in claims payable	74,092
	74,092
Net cash (used in) operating activities	\$ (57,746)

SEE ACCOMPANYING NOTES TO THE BASIC FINANCIAL STATEMENTS

**GARAWAY LOCAL SCHOOL DISTRICT  
TUSCARAWAS COUNTY, OHIO**

NOTES TO THE BASIC FINANCIAL STATEMENTS  
FOR THE FISCAL YEAR ENDED JUNE 30, 2023

**NOTE 1 - DESCRIPTION OF THE SCHOOL DISTRICT**

The Garaway Local School District (the “District”) is organized under Article VI, Sections 2 and 3 of the Constitution of the State of Ohio. The District operates under a locally-elected Board form of government consisting of five members elected at-large for staggered four-year terms. The District provides educational services as authorized by State statute and/or federal guidelines.

The District is staffed by 55 non-certified employees, 81 certified full-time teaching personnel and 12 administrative employees who provide services to 1,060 students and other community members.

**NOTE 2 - SUMMARY OF SIGNIFICANT ACCOUNTING POLICIES**

The basic financial statements of the District have been prepared in conformity with accounting principles generally accepted in the United States of America (GAAP) as applied to governmental units. The Governmental Accounting Standards Board (GASB) is the accepted standard-setting body for establishing governmental accounting and financial reporting principles. The District’s significant accounting policies are described below.

**A. Reporting Entity**

The reporting entity has been defined in accordance with GASB Statement No. 14, “The Financial Reporting Entity” as amended by GASB Statement No. 39, “Determining Whether Certain Organizations Are Component Units” and GASB Statement No. 61, “The Financial Reporting Entity: Omnibus an amendment of GASB Statements No. 14 and No. 34”. The reporting entity is composed of the primary government and component units. The primary government consists of all funds, departments, boards and agencies that are not legally separate from the District. For the District, this includes general operations, food service, and student related activities of the District.

Component units are legally separate organizations for which the District is financially accountable. The District is financially accountable for an organization if the District appoints a voting majority of the organization’s Governing Board and (1) the District is able to significantly influence the programs or services performed or provided by the organization; or (2) the District is legally entitled to or can otherwise access the organization’s resources; or (3) the District is legally obligated or has otherwise assumed the responsibility to finance the deficits of, or provide financial support to, the organization; or (4) the District is obligated for the debt of the organization. Component units may also include organizations that are fiscally dependent on the District in that the District approves the budget, the issuance of debt or the levying of taxes. Certain organizations are also included as component units if the nature and significance of the relationship between the primary government and the organization is such that exclusion by the primary government would render the primary government’s financial statements incomplete or misleading. Based upon the application of these criteria, the District has no component units. The basic financial statements of the reporting entity include only those of the District (the primary government).

The following organizations are described due to their relationship to the District:

*JOINTLY GOVERNED ORGANIZATIONS*

Buckeye Career Center (“Career Center”)

The Career Center is a separate body politic and corporate, established by the Ohio Revised Code to provide for the vocational needs of the students. The Career Center’s Board of Education is comprised of representatives from the Board of Education of each participating school district. The Career Center’s Board of Education is responsible for approving its own budgets, appointing personnel, and accounting and finance related activities. The District’s students may attend the Career Center. Each participating District’s control is limited to its representation on the Career Center’s Board of Education. During fiscal year 2023, the District made no payments to the Career Center.



**GARAWAY LOCAL SCHOOL DISTRICT  
TUSCARAWAS COUNTY, OHIO**

NOTES TO THE BASIC FINANCIAL STATEMENTS  
FOR THE FISCAL YEAR ENDED JUNE 30, 2023

**NOTE 2 - SUMMARY OF SIGNIFICANT ACCOUNTING POLICIES - (Continued)**

Ohio Mid-Eastern Regional Education Service Agency Information Technology Center Regional Council of Governments

The District participates in the Ohio Mid-Eastern Regional Educational Service Agency Information Technology Center Regional Council of Governments (Council). The Council was created as a separate regional council of governments pursuant to State Statutes. The Council operates under the direction of a Board comprised of a representative from each participating district. The Board exercises total control over the operations of the Council including budgeting, appropriating, contracting, and designating management. Each participant's control is limited to its representation on the Board. The Council provides information technology and internet access to member districts, as well as cooperative purchasing programs. During fiscal year 2023, the total amount paid to the Council from the District was \$78,156. The Jefferson County Educational Service Center serves as the fiscal agent. To obtain financial information write to Ohio Mid-Eastern Regional Educational Service Agency, Treasurer, at 2230 Sunset Blvd., Steubenville, Ohio 43952.

Tuscarawas County Tax Incentive Review Council

The Tuscarawas County Tax Incentive Review Council (TCTIRC) is a jointly governed organization, created as a regional council of governments pursuant to Section 5705.62 of the Ohio Revised Code. TCTIRC has 56 members, consisting of three members appointed by the County Commissioners, 22 members appointed by municipal corporations, 12 members appointed by township trustees, two members from the county auditor's office, 16 members appointed by boards of education located within the county, and one member representing the Economic Development and Finance Alliance. TCTIRC reviews and evaluates the performance of each Enterprise Zone Agreement. This body is advisory in nature and cannot directly impact an existing Enterprise Zone Agreement; however, the TCTIRC can make written recommendations to the legislative authority which approved the agreement. There is no cost associated with being a member of this TCTIRC. The continued existence of the TCTIRC is not dependent on the District's continued participation and no measurable equity interest exists.

The District does not retain an ongoing financial interest or an ongoing financial responsibility with any of these organizations.

*PUBLIC ENTITY RISK POOLS*

Workers' Compensation Group Rating Plan

The District participates in a Group Rating Plan (the "Plan") for workers' compensation as established under Section 4123-17-73 of the Ohio Administrative Code. The Ohio SchoolComp Group Retrospective Rating Plan was established through the Ohio School Boards Association (OSBA) and the Ohio Association of School Business Officials (OASBO). The Executive Directors of the OSBA and OASBO, or their designees, serve as coordinators of the group retrospective rating program. Each year, the participating school districts pay an enrollment fee to the program to cover the costs of the administering the program.

Jefferson Health Plan (JHP) Health Benefits Program

The JHP is a council of governments of school districts and other political subdivisions organized and existing as a joint self-insurance program pursuant to Section 9.833 of the Ohio Revised Code providing health care and related insurance benefits to over fifty member organizations. The JHP's business affairs are conducted by a Board of Directors elected from member organizations and composed of one representative from each county served and a career center representative. Each member organization pays a monthly premium based on its claims history and a monthly administration fee.

**GARAWAY LOCAL SCHOOL DISTRICT  
TUSCARAWAS COUNTY, OHIO**

NOTES TO THE BASIC FINANCIAL STATEMENTS  
FOR THE FISCAL YEAR ENDED JUNE 30, 2023

**NOTE 2 - SUMMARY OF SIGNIFICANT ACCOUNTING POLICIES - (Continued)**

**B. Fund Accounting**

The District uses funds to maintain its financial records during the year. A fund is defined as a fiscal and accounting entity with a self-balancing set of accounts. There are three categories of funds: governmental, proprietary and fiduciary. The District has no Fiduciary Funds.

*GOVERNMENTAL FUNDS*

Governmental funds are those through which most governmental functions typically are financed. Governmental fund reporting focuses on the sources, uses and balances of current financial resources. Expendable assets are assigned to the various governmental funds according to the purposes for which they may or must be used. Current liabilities are assigned to the fund from which they will be paid. The difference between governmental fund assets, plus deferred outflows of resources, and liabilities plus deferred inflows of resources is reported as fund balance.

The following is the District's major governmental fund:

General fund - The general fund is used to account for and report all financial resources not accounted for and reported in another fund. The general fund balance is available for any purpose provided it is expended or transferred according to the general laws of Ohio.

Other governmental funds of the District are used to account for (a) financial resources that are restricted, committed, or assigned to expenditures for capital outlays including the acquisition or construction of capital facilities and other capital assets and (b) specific revenue sources that are restricted or committed to an expenditure for specified purposes other than debt service or capital projects.

*PROPRIETARY FUND*

Proprietary funds are used to account for the District's ongoing activities which are similar to those often found in the private sector. The District has no enterprise funds. The following is a description of the District's internal service fund:

Internal service fund - The internal service fund is used to account for the financing of goods or services provided by one department or agency to other departments or agencies of the District, or to other governments, on a cost-reimbursement basis. The only internal service fund of the District accounts for a self-insurance program which provides medical/surgical, dental and vision benefits to employees.

**GARAWAY LOCAL SCHOOL DISTRICT  
TUSCARAWAS COUNTY, OHIO**

NOTES TO THE BASIC FINANCIAL STATEMENTS  
FOR THE FISCAL YEAR ENDED JUNE 30, 2023

**NOTE 2 - SUMMARY OF SIGNIFICANT ACCOUNTING POLICIES - (Continued)**

**C. Basis of Presentation and Measurement Focus**

Government-Wide Financial Statements - The statement of net position and the statement of activities display information about the District as a whole. These statements include the financial activities of the primary government. Internal service fund operating activity is eliminated to avoid overstatement of revenues and expenses.

The government-wide statement of activities presents a comparison between direct expenses and program revenues for each function or program of the governmental activities of the District. Direct expenses are those that are specifically associated with a service, program or department and therefore clearly identifiable to a particular function. Program revenues include amounts paid by the recipient of goods or services offered by the program and grants and contributions that are restricted to meeting the operational or capital requirements of a particular program. Revenues not classified as program revenues are presented as general revenues of the District.

The government-wide financial statements are prepared using the economic resources measurement focus. All assets, deferred outflows of resources, liabilities and deferred inflows of resources associated with the operation of the District are included on the statement of net position.

Fund Financial Statements - Fund financial statements report detailed information about the District. The focus of governmental fund financial statements is on major funds rather than reporting funds by type. Each major fund is presented in a separate column, and all nonmajor funds are aggregated into one column. The internal service fund is presented in a single column on the face of the proprietary fund statements.

Like the government-wide statements, the internal service fund is accounted for on a flow of economic resources measurement focus. All assets and all liabilities associated with the operation of this fund are included on the statement of fund net position. The statement of changes in fund net position presents increases (i.e., revenues) and decreases (i.e., expenses) in net total position. The statement of cash flows provides information about how the District finances and meets the cash flow needs of its proprietary activity.

Proprietary funds distinguish operating revenues and expenses from nonoperating items. Operating revenues and expenses generally result from providing services and producing and delivering goods in connection with a proprietary fund's principal ongoing operation. The principal operating revenue of the District's internal service fund is charges for services. Operating expenses for the internal service fund includes claims and administrative expenses. All revenues and expenses not meeting this definition are reported as nonoperating revenues and expenses.

All governmental funds are accounted for using a flow of current financial resources measurement focus. With this measurement focus, only current assets, current deferred outflows of resources, current liabilities and current deferred inflows of resources generally are included on the balance sheet. The statement of revenues, expenditures and changes in fund balances reports on the sources (i.e., revenues and other financing sources) and uses (i.e., expenditures and other financing uses) of current financial resources. This approach differs from the manner in which the governmental activities of the government-wide financial statements are prepared. Governmental fund financial statements therefore include reconciliations with brief explanations to better identify the relationship between the government-wide statements and the statements for governmental funds.

**GARAWAY LOCAL SCHOOL DISTRICT  
TUSCARAWAS COUNTY, OHIO**

NOTES TO THE BASIC FINANCIAL STATEMENTS  
FOR THE FISCAL YEAR ENDED JUNE 30, 2023

**NOTE 2 - SUMMARY OF SIGNIFICANT ACCOUNTING POLICIES - (Continued)**

**D. Basis of Accounting**

Basis of accounting determines when transactions are recorded in the financial records and reported on the financial statements. Government-wide financial statements are prepared using the accrual basis of accounting. Governmental funds use the modified accrual basis of accounting. Proprietary funds also use the accrual basis of accounting.

Revenues - Exchange and Nonexchange Transactions - Revenue resulting from exchange transactions, in which each party essentially gives and receives equal value, is recorded on the accrual basis when the exchange takes place. On a modified accrual basis, revenue is recorded in the fiscal year in which the resources are measurable and become available. Available means that the resources will be collected within the current fiscal year or are expected to be collected soon enough thereafter to be used to pay liabilities of the current fiscal year. For the District, available means expected to be received within sixty days of fiscal year end.

Nonexchange transactions, in which the District receives value without directly giving equal value in return, include property taxes, grants, entitlements and donations. On an accrual basis, revenue from property taxes is recognized in the fiscal year for which the taxes are levied (See Note 6).

Revenue from grants, entitlements and donations is recognized in the fiscal year in which all eligibility requirements have been satisfied. Eligibility requirements include timing requirements, which specify the year when the resources are required to be used or the fiscal year when use is first permitted, matching requirements, in which the District must provide local resources to be used for a specified purpose, and expenditure requirements, in which the resources are provided to the District on a reimbursement basis. On a modified accrual basis, revenue from nonexchange transactions must also be available before it can be recognized.

Under the modified accrual basis, the following revenue sources are considered to be both measurable and available at fiscal year-end: property taxes available as an advance, interest, tuition, grants, student fees and rentals.

Deferred Outflows of Resources and Deferred Inflows of Resources - In addition to assets, the government-wide statement of net position will report a separate section for deferred outflows of resources. Deferred outflows of resources represent a consumption of net assets that applies to a future period and will not be recognized as an outflow of resources (expense/expenditure) until then. See Notes 12 and 13 for deferred outflows of resources related to net pension liability/asset and net OPEB liability/asset, respectively.

In addition to liabilities, both the government-wide statement of net position and the governmental fund financial statements report a separate section for deferred inflows of resources. Deferred inflows of resources represent an acquisition of net assets that applies to a future period and will not be recognized as an inflow of resources (revenue) until that time. Deferred inflows of resources include property taxes and unavailable revenue. Property taxes represent amounts for which there is an enforceable legal claim as of June 30, 2023, but which were levied to finance fiscal year 2024 operations. These amounts have been recorded as a deferred inflow of resources on both the government-wide statement of net position and the governmental fund financial statements. Unavailable revenue is reported only on the governmental funds balance sheet, and represents receivables which will not be collected within the available period. Unavailable revenue includes, but is not limited to, delinquent property taxes and intergovernmental grants. These amounts are deferred and recognized as an inflow of resources in the period the amounts become available.

**GARAWAY LOCAL SCHOOL DISTRICT  
TUSCARAWAS COUNTY, OHIO**

NOTES TO THE BASIC FINANCIAL STATEMENTS  
FOR THE FISCAL YEAR ENDED JUNE 30, 2023

**NOTE 2 - SUMMARY OF SIGNIFICANT ACCOUNTING POLICIES - (Continued)**

See Notes 12 and 13 for deferred inflows of resources related to net pension liability/asset and net OPEB liability/asset, respectively. These deferred inflows of resources are only reported on the government-wide statement of net position.

Expenses/Expenditures - On the accrual basis of accounting, expenses are recognized at the time they are incurred. The entitlement value of donated commodities used during the year is reported in the statement of revenues, expenditures and changes in fund balances as an expenditure with a like amount reported as intergovernmental revenue.

The measurement focus of governmental fund accounting is on decreases in net financial resources (expenditures) rather than expenses. Expenditures are generally recognized in the accounting period in which the related fund liability is incurred, if measurable. Allocations of cost, such as depreciation and amortization, are not recognized in governmental funds.

**E. Budgetary Process**

All funds, other than custodial funds, are legally required to be budgeted and appropriated. The major documents prepared are the appropriation resolution and the certificate of estimated resources, all of which are prepared on the budgetary basis of accounting. The certificate of estimated resources establishes a limit on the amounts that the Board of Education may appropriate. The appropriation resolution is the Board's authorization to spend resources and sets annual limits on expenditures plus encumbrances at a level of control selected by the Board. The legal level of budgetary control has been established by the Board of Education at the fund level. Any budgetary modifications at this level may only be made by resolution of the Board of Education. The Treasurer has been given the authority to allocate the Board's appropriations to the function and object level.

The certificate of estimated resources may be amended during the fiscal year if projected increases or decreases in revenue are identified by the District Treasurer. The amounts reported as the original budgeted amounts in the budgetary statements reflect the amounts in the certificate when the original appropriations were adopted.

The appropriation resolution is subject to amendment by the Board throughout the fiscal year with the restriction that appropriations may not exceed estimated resources. The amounts reported as the original budgeted amounts in the budgetary statements reflect the first appropriation for that fund that covered the entire fiscal year, including amounts automatically carried over from prior fiscal years. The amounts reported as the final budgeted amounts represent the final appropriation amounts passed by the Board of Education during the fiscal year, including all supplemental appropriations.

**F. Cash and Investments**

To improve cash management, cash received by the District is pooled in a central bank account. Monies for all funds are maintained in this pool. Individual fund integrity is maintained through the District's records. Each fund's interest in the pool is presented as "equity in pooled cash and cash equivalents" on the basic financial statements.

During fiscal year 2023, investments were limited to repurchase agreements, non-negotiable certificates of deposit, and investments in the State Treasury Asset Reserve of Ohio (STAR Ohio). Nonparticipating investment contracts, such as non-negotiable certificates of deposit and repurchase agreements, are reported at cost. Investments in STAR Ohio are reported at their net asset value (NAV) per share provided by STAR Ohio.

**GARAWAY LOCAL SCHOOL DISTRICT  
TUSCARAWAS COUNTY, OHIO**

**NOTES TO THE BASIC FINANCIAL STATEMENTS  
FOR THE FISCAL YEAR ENDED JUNE 30, 2023**

**NOTE 2 - SUMMARY OF SIGNIFICANT ACCOUNTING POLICIES - (Continued)**

The District invested in STAR Ohio. STAR Ohio (the State Treasury Asset Reserve of Ohio), is an investment pool managed by the State Treasurer's Office which allows governments within the State to pool their funds for investment purposes. STAR Ohio is not registered with the SEC as an investment company, but has adopted Governmental Accounting Standards Board (GASB), Statement No. 79, "Certain External Investment Pools and Pool Participants." The District measures their investment in STAR Ohio at the net asset value (NAV) per share provided by STAR Ohio. The NAV per share is calculated on an amortized cost basis that provides an NAV per share that approximates fair value.

There were no limitations or restrictions on any participant withdrawals due to redemption notice periods, liquidity fees, or redemption gates. However, 24 hours notice in advance of all deposits and withdrawals exceeding \$100 million is encouraged. STAR Ohio reserves the right to limit the transaction to \$250 million, requiring the excess amount to be transacted the following business day(s), but only to the \$250 million limit. All accounts of the participant will be combined for these purposes.

Under existing Ohio statutes all investment earnings are assigned to the general fund unless statutorily required to be credited to a specific fund. By policy of the Board of Education, investment earnings are assigned to the general fund. Interest revenue credited to the general fund during fiscal year 2023 amounted to \$248,014, which includes \$12,979 assigned from other funds.

For presentation on the basic financial statements, investments of the cash management pool and investments with original maturities of three months or less at the time they are purchased by the District are considered to be cash equivalents. Investments with an initial maturity of more than three months are reported as investments.

An analysis of the District's investment account at year end is provided in Note 4.

**G. Inventory**

On government-wide and fund financial statements, purchased inventories are presented at the lower of cost or market and donated commodities are presented at their entitlement value. Inventories are recorded on a first-in, first-out basis and are expensed when used. Inventories are accounted for using the consumption method.

Inventory consists of expendable supplies held for consumption, donated food and purchased food.

**H. Capital Assets**

General capital assets are those assets from expenditures in the governmental funds. These assets are reported in the governmental activities column of the government-wide statement of net position, but are not reported in the fund financial statements.

All capital assets are capitalized at cost (or estimated historical cost) and updated for additions and deductions during the year. The District's capitalization threshold is \$10,000 for land improvements and building improvements, \$5,000 for furniture and equipment, and all values of land and vehicles. Donated capital assets are recorded at their acquisition value. Improvements are capitalized; the costs of normal maintenance and repairs that do not add to the value of the asset or materially extend an asset's life are not. The District does not possess infrastructure.

**GARAWAY LOCAL SCHOOL DISTRICT  
TUSCARAWAS COUNTY, OHIO**

NOTES TO THE BASIC FINANCIAL STATEMENTS  
FOR THE FISCAL YEAR ENDED JUNE 30, 2023

**NOTE 2 - SUMMARY OF SIGNIFICANT ACCOUNTING POLICIES - (Continued)**

All reported capital assets except land and construction in progress are depreciated or amortized. Improvements are depreciated over the remaining useful lives of the related capital assets. Depreciation/amortization is computed using the straight-line method over the following useful lives:

Description	Governmental Activities Estimated Lives
Land improvements	20 years
Buildings and improvements	5 - 50 years
Furniture and equipment	5 - 20 years
Intangible right to use:	
Leased assets	5 years
Software	5 years
Vehicles	6 - 20 years

The District is reporting intangible right to use assets related to leased equipment and software. The intangible assets are being amortized in a systematic and rational manner of the shorter of the lease/subscription term or the useful life of the underlying asset.

**I. Interfund Balances**

On fund financial statements, receivables and payables resulting from short-term interfund loans are classified as “interfund loans receivable/payable”. These amounts are eliminated in the governmental activities column on the statement of net position.

**J. Compensated Absences**

Compensated absences of the District consist of vacation leave and sick leave to the extent that payments to the employee for these absences are attributable to services already rendered and are not contingent on a specific event that is outside the control of the District and the employee.

The District follows the provisions of GASB Statement No. 16, “Accounting for Compensated Absences”. Vacation benefits are accrued as a liability as the benefits are earned if the employees’ rights to receive compensation are attributable to services already rendered and it is probable that the District will compensate the employees for the benefits through paid time off or some other means. The District records a liability for accumulated unused vacation time earned for all eligible employees with more than one year of service.

Sick leave benefits are accrued as a liability using the termination method. The liability is an estimate based on the District’s past experience of making termination payments. An accrual for sick leave is made to the extent that it is probable that the benefits will result in termination payments.

The total liability for vacation and sick leave payments has been calculated using pay rates in effect at June 30, 2023 and reduced to the maximum payment allowed by labor contract and/or statute, plus any applicable additional salary related payments.

The entire compensated absence liability is reported on the government-wide financial statements.

For governmental fund financial statements, compensated absences are recognized as liabilities and expenditures as payments come due each period upon the occurrence of employee resignations and retirements.

**GARAWAY LOCAL SCHOOL DISTRICT  
TUSCARAWAS COUNTY, OHIO**

NOTES TO THE BASIC FINANCIAL STATEMENTS  
FOR THE FISCAL YEAR ENDED JUNE 30, 2023

**NOTE 2 - SUMMARY OF SIGNIFICANT ACCOUNTING POLICIES - (Continued)**

**K. Accrued Liabilities and Long-Term Obligations**

All payables, accrued liabilities and long-term obligations are reported in the government-wide financial statements and all payables, accrued liabilities and long-term obligations payable from the internal service fund are reported on the proprietary fund financial statements.

In general, governmental fund payables and accrued liabilities that, once incurred, are paid in a timely manner and in full from current financial resources are reported as obligations of the funds. However, compensated absences, net pension liability, and net OPEB liability that will be paid from governmental funds are reported as a liability in the fund financial statements only to the extent that they are due for payment during the current year. Net pension/OPEB liability should be recognized in the governmental funds to the extent that benefit payments are due and payable and the pension/OPEB plan's fiduciary net position is not sufficient for payment of those benefits.

**L. Fund Balance**

Fund balance is divided into five classifications based primarily on the extent to which the District is bound to observe constraints imposed upon the use of the resources in the governmental funds. The classifications are as follows:

Nonspendable - The nonspendable fund balance classification includes amounts that cannot be spent because they are not in spendable form or legally required to be maintained intact. The "not in spendable form" criterion includes items that are not expected to be converted to cash.

Restricted - Fund balance is reported as restricted when constraints are placed on the use of resources that are either externally imposed by creditors (such as through debt covenants), grantors, contributors, or laws or regulations of other governments, or imposed by law through constitutional provisions or enabling legislation.

Committed - The committed fund balance classification includes amounts that can be used only for the specific purposes imposed by a formal action (resolution) of the District Board of Education (the highest level of decision making authority). Those committed amounts cannot be used for any other purpose unless the District Board of Education removes or changes the specified use by taking the same type of action (resolution) it employed to previously commit those amounts. Committed fund balance also incorporates contractual obligations to the extent that existing resources in the fund have been specifically committed for use in satisfying those contractual requirements.

Assigned - Amounts in the assigned fund balance classification are intended to be used by the District for specific purposes but do not meet the criteria to be classified as restricted nor committed. In governmental funds other than the general fund, assigned fund balance represents the remaining amount that is not restricted or committed. In the general fund, assigned amounts represent intended uses established by policies of the District Board of Education, which includes giving the Treasurer the authority to constrain monies for intended purposes.

Unassigned - Unassigned fund balance is the residual classification for the general fund and includes all spendable amounts not contained in the other classifications. In other governmental funds, the unassigned classification is only used to report a deficit fund balance resulting from overspending for specific purposes for which amounts had been restricted, committed, or assigned.



**GARAWAY LOCAL SCHOOL DISTRICT  
TUSCARAWAS COUNTY, OHIO**

**NOTES TO THE BASIC FINANCIAL STATEMENTS  
FOR THE FISCAL YEAR ENDED JUNE 30, 2023**

**NOTE 2 - SUMMARY OF SIGNIFICANT ACCOUNTING POLICIES - (Continued)**

The District applies restricted resources first when expenditures are incurred for purposes for which restricted and unrestricted (committed, assigned, and unassigned) fund balance is available. Similarly, within unrestricted fund balance, committed amounts are reduced first followed by assigned, and then unassigned amounts when expenditures are incurred for purposes for which amounts in any of the unrestricted fund balance classifications could be used.

**M. Net Position**

Net position represents the difference between assets and deferred outflows and liabilities and deferred inflows. The net position component “net investment in capital assets,” consists of capital assets, net of accumulated depreciation, reduced by the outstanding balances of any borrowing used for the acquisition, construction or improvement of those assets. Deferred outflows of resources and deferred inflows of resources that are attributable to the acquisition, construction or improvement of those assets or related debt also should be included in this component of net position. Net position is reported as restricted when there are limitations imposed on its use either through the enabling legislation adopted by the District or through external restrictions imposed by creditors, grantors or laws or regulations of other governments.

The District applies restricted resources first when an expense is incurred for purposes for which both restricted and unrestricted net position is available.

**N. Estimates**

The preparation of the basic financial statements in conformity with GAAP requires management to make estimates and assumptions that affect the amounts reported in the basic financial statements and accompanying notes. Actual results may differ from those estimates.

**O. Interfund Activity**

Exchange transactions between funds are reported as revenues in the seller funds and as expenditures/expenses in the purchaser funds. Flows of cash or goods from one fund to another without a requirement for repayment are reported as interfund transfers. Interfund transfers are reported as other financing sources/uses in governmental funds. Repayments from funds responsible for particular expenditures/expenses to the funds that initially paid for them are not presented on the basic financial statements.

**P. Pensions/Other Postemployment Benefits (OPEB)**

For purposes of measuring the net pension/OPEB liability, net OPEB asset, deferred outflows of resources and deferred inflows of resources related pensions/OPEB, and pension/OPEB expense, information about the fiduciary net position of the pension/OPEB plans and additions to/deductions from their fiduciary net position have been determined on the same basis as they are reported by the pension/OPEB plan. For this purpose, benefit payments (including refunds of employee contributions) are recognized when due and payable in accordance with the benefit terms. The pension/OPEB plans report investments at fair value.

**Q. Extraordinary and Special Items**

Extraordinary items are transactions or events that are both unusual in nature and infrequent in occurrence. Special items are transactions or events that are within the control of the Board of Education and that are either unusual in nature or infrequent in occurrence. During fiscal year 2023, the District did not incur any transactions that would be classified as an extraordinary item or special item.

**GARAWAY LOCAL SCHOOL DISTRICT  
TUSCARAWAS COUNTY, OHIO**

NOTES TO THE BASIC FINANCIAL STATEMENTS  
FOR THE FISCAL YEAR ENDED JUNE 30, 2023

**NOTE 3 - ACCOUNTABILITY AND COMPLIANCE**

**A. Change in Accounting Principles**

For fiscal year 2023, the District has implemented GASB Statement No. 91, “*Conduit Debt Obligations*”, GASB Statement No. 94, “*Public-Private and Public-Public Partnerships and Availability Payment Arrangements*”, GASB Statement No. 96, “*Subscription Based Information Technology Arrangements*”, certain questions and answers of GASB Implementation Guide 2021-1 and certain paragraphs of GASB Statement No. 99, “*Omnibus 2022*”.

GASB Statement No. 91 provides a single method of reporting conduit debt obligations by issuers and eliminate diversity in practice associated with (1) commitments extended by issuers, (2) arrangements associated with conduit debt obligations, and (3) related note disclosures. This Statement achieves those objectives by clarifying the existing definition of a conduit debt obligation; establishing that a conduit debt obligation is not a liability of the issuer; establishing standards for accounting and financial reporting of additional commitments and voluntary commitments extended by issuers and arrangements associated with conduit debt obligations; and improving required note disclosures. The implementation of GASB Statement No. 91 did not have an effect on the financial statements of the District.

GASB Statement No. 94 is to improve financial reporting by addressing issues related to public-private and public partnership arrangements (PPPs). As used in this Statement, a PPP is an arrangement in which a government (the transferor) contracts with an operator (a governmental or nongovernmental entity) to provide public services by conveying control of the right to operate or use a nonfinancial asset, such as infrastructure or other capital asset (the underlying PPP asset), for a period of time in an exchange or exchange-like transaction. The implementation of GASB Statement No. 94 did not have an effect on the financial statements of the District.

GASB Statement No. 96 provides guidance on the accounting and financial reporting for subscription-based information technology arrangements (SBITAs) for government end users (governments). This Statement (1) defines a SBITA; (2) establishes that a SBITA results in a right-to-use subscription asset—an intangible asset—and a corresponding subscription liability; (3) provides the capitalization criteria for outlays other than subscription payments, including implementation costs of a SBITA; and (4) requires note disclosures regarding a SBITA. To the extent relevant, the standards for SBITAs are based on the standards established in Statement No. 87, Leases, as amended. The implementation of GASB Statement No. 96 had no effect on the beginning net position or fund balance of the District. The District has reported intangible right to use computer software for subscription assets acquired by the District.

GASB Implementation Guide 2021-1 provides clarification on issues related to previously established GASB guidance. The implementation of GASB Implementation Guide 2021-1 did not have an effect on the financial statements of the District.

GASB Statement No. 99 to enhance comparability in accounting and financial reporting and to improve the consistency of authoritative literature by addressing (1) practice issues that have been identified during implementation and application of certain GASB Statements and (2) accounting and financial reporting for financial guarantees. The implementation of GASB Statement No. 99 did not have an effect on the financial statements of the District.

**GARAWAY LOCAL SCHOOL DISTRICT  
TUSCARAWAS COUNTY, OHIO**

NOTES TO THE BASIC FINANCIAL STATEMENTS  
FOR THE FISCAL YEAR ENDED JUNE 30, 2023

**NOTE 3 - ACCOUNTABILITY AND COMPLIANCE - (Continued)**

**B. Deficit Fund Balances**

Fund balances at June 30, 2023 included the following individual fund deficits:

<u>Nonmajor funds</u>	<u>Deficit</u>
IDEA Part B	\$ 32,856
Title I	40,082
Supporting Effective Instruction	6,338

The general fund is liable for any deficit in these funds and provides transfers when cash is required, not when accruals occur. The deficit fund balances resulted from adjustments for accrued liabilities.

**NOTE 4 - DEPOSITS AND INVESTMENTS**

State statutes classify monies held by the District into three categories.

Active deposits are public deposits necessary to meet current demands on the treasury. Such monies must be maintained either as cash in the District treasury, in commercial accounts payable or withdrawable on demand, including negotiable order of withdrawal (NOW) accounts, or in money market deposit accounts.

Inactive deposits are public deposits that the Board of Education has identified as not required for use within the current five year period of designation of depositories. Inactive deposits must either be evidenced by certificates of deposit maturing not later than the end of the current period of designation of depositories, or by savings or deposit accounts including, but not limited to, passbook accounts.

Interim deposits are deposits of interim monies. Interim monies are those monies which are not needed for immediate use, but which will be needed before the end of the current period of designation of depositories. Interim deposits must be evidenced by time certificates of deposit or by savings or deposit accounts including passbook accounts.

Interim monies may be deposited or invested in the following securities:

1. United States Treasury Notes, Bills, Bonds, or any other obligation or security issued by the United States Treasury or any other obligation guaranteed as to principal and interest by the United States;
2. Bonds, notes, debentures, or any other obligations or securities issued by any federal government agency or instrumentality, including, but not limited to, the Federal National Mortgage Association, Federal Home Loan Bank, Federal Farm Credit Bank, Federal Home Loan Mortgage Corporation, and Government National Mortgage Association. All federal agency securities shall be direct issuances of federal government agencies or instrumentalities;
3. Written repurchase agreements in the securities listed above provided that the market value of the securities subject to the repurchase agreement must exceed the principal value of the agreement by at least two percent and be marked to market daily, and that the term of the agreement must not exceed thirty days;
4. Bonds and other obligations of the State of Ohio, and with certain limitations including a requirement for maturity within ten years from the date of settlement, bonds and other obligations of political subdivisions of the State of Ohio, if training requirements have been met;
5. Time certificates of deposit or savings or deposit accounts including, but not limited to, passbook accounts;

**GARAWAY LOCAL SCHOOL DISTRICT  
TUSCARAWAS COUNTY, OHIO**

**NOTES TO THE BASIC FINANCIAL STATEMENTS  
FOR THE FISCAL YEAR ENDED JUNE 30, 2023**

**NOTE 4 - DEPOSITS AND INVESTMENTS - (Continued)**

6. No-load money market mutual funds consisting exclusively of obligations described in division (1) or (2) and repurchase agreements secured by such obligations, provided that investments in securities described in this division are made only through eligible institutions;
7. The State Treasurer's investment pool, the State Treasury Asset Reserve of Ohio (STAR Ohio); and,
8. Certain bankers' acceptances (for a period not to exceed one hundred eighty days) and commercial paper notes (for a period not to exceed two hundred seventy days) in an amount not to exceed 40 percent of the interim monies available for investment at any one time if training requirements have been met.

Protection of the deposits is provided by the Federal Deposit Insurance Corporation (FDIC), by eligible securities pledged by the financial institution as security for repayment, or by the financial institutions participation in the Ohio Pooled Collateral System (OPCS), a collateral pool of eligible securities deposited with a qualified trustee and pledged to the Treasurer of State to secure the repayment of all public monies deposited in the financial institution.

Investments in stripped principal or interest obligations, reverse repurchase agreements and derivatives are prohibited. The issuance of taxable notes for the purpose of arbitrage, the use of leverage and short selling are also prohibited. Except as noted above, an investment must mature within five years from the date of purchase unless matched to a specific obligation or debt of the District, and must be purchased with the expectation that it will be held to maturity. Investments may only be made through specified dealers and institutions. Payment for investments may be made only upon delivery of the securities representing the investments to the Treasurer or, if the securities are not represented by a certificate, upon receipt of confirmation of transfer from the custodian.

**A. Cash with Fiscal Agent**

The District is self-insured through a fiscal agent. The money held by the fiscal agent cannot be identified as an investment or deposit, since it is held in a pool made up of numerous participants. The amount held by the fiscal agent at June 30, 2023 was \$1,366,918. This amount is not included in the "deposits" or "investments" reported below.

**B. Deposits with Financial Institutions**

At June 30, 2023, the carrying amount of all District deposits, including \$8,277,270 in non-negotiable certificates of deposit, was \$11,656,307 and the bank balance of all District deposits was \$11,534,226. Of the bank balance, \$1,250,000 was covered by the FDIC and \$10,284,226 was potentially exposed to custodial credit risk discussed below because those deposits were uninsured and could be uncollateralized.

Custodial credit risk is the risk that, in the event of bank failure, the District will not be able to recover deposits or collateral securities that are in the possession of an outside party. The District has no deposit policy for custodial credit risk beyond the requirements of State statute. Ohio law requires that deposits either be insured or protected by (1) eligible securities pledged to the District and deposited with a qualified trustee by the financial institution as security for repayment whose fair value at all times shall be at least 105 percent of the deposits being secured, or (2) participation in the Ohio Pooled Collateral System (OPCS), a collateral pool of eligible securities deposited with a qualified trustee and pledged to the Treasurer of State to secure the repayment of all public monies deposited in the financial institution. OPCS requires the total fair value of the securities pledged to be 102 percent of the deposits being secured or a rate set by the Treasurer of State. Although all statutory requirements for the deposit of money had been followed, noncompliance with Federal requirements could potentially subject the District to a successful claim by the FDIC.

**GARAWAY LOCAL SCHOOL DISTRICT  
TUSCARAWAS COUNTY, OHIO**

NOTES TO THE BASIC FINANCIAL STATEMENTS  
FOR THE FISCAL YEAR ENDED JUNE 30, 2023

**NOTE 4 - DEPOSITS AND INVESTMENTS - (Continued)**

**C. Investments**

As of June 30, 2023, the District had the following investments and maturities:

<u>Measurement/ Investment type</u>	<u>Measurement Value</u>	<u>Investment Maturities 6 months or less</u>
<i>Cost:</i>		
Repurchase agreement	\$ 3,250,000	\$ 3,250,000
<i>Amortized cost:</i>		
STAR Ohio	<u>1,940,026</u>	<u>1,940,026</u>
Total	<u>\$ 5,190,026</u>	<u>\$ 5,190,026</u>

*Interest Rate Risk:* Interest rate risk arises because potential purchasers of debt securities will not agree to pay face value for those securities if interest rates subsequently increase. The District's investment policy addresses interest rate risk by requiring the District's investment portfolio to be structured so that securities mature to meet cash requirements for ongoing operations and/or long-term debt payments, thereby avoiding that need to sell securities on the open market prior to maturity, and by investing operating funds primarily in short-term investments. Repurchase agreements shall not exceed 30 days.

*Credit Risk:* The District does not have an investment policy that addresses credit risk. STAR Ohio carries a rating of AAAm by Standard & Poor's. Ohio law requires that STAR Ohio maintain the highest rating provided by at least one nationally recognized standard rating service.

*Custodial Credit Risk:* For an investment, custodial credit risk is the risk that, in the event of the failure of the counterparty, the District will not be able to recover the value of its investments or collateral securities that are in the possession of an outside party. The repurchase agreement is exposed to custodial credit risk in that it is uninsured, unregistered, and held by the counterparty. The District has no investment policy dealing with investment custodial risk beyond the requirement in State statute that prohibits payment for investments prior to the delivery of the securities representing such investments to the Treasurer or qualified trustee.

*Concentration of Credit Risk:* The District places no limit on the amount that may be invested in any one issuer. The following table includes the percentage of each investment type held by the District at June 30, 2023:

<u>Measurement/ Investment type</u>	<u>Measurement Value</u>	<u>% Total</u>
<i>Cost:</i>		
Repurchase agreement	\$ 3,250,000	37.38
<i>Amortized cost:</i>		
STAR Ohio	<u>1,940,026</u>	<u>62.62</u>
Total	<u>\$ 5,190,026</u>	<u>100.00</u>

**GARAWAY LOCAL SCHOOL DISTRICT  
TUSCARAWAS COUNTY, OHIO**

NOTES TO THE BASIC FINANCIAL STATEMENTS  
FOR THE FISCAL YEAR ENDED JUNE 30, 2023

**NOTE 4 - DEPOSITS AND INVESTMENTS - (Continued)**

**D. Reconciliation of Cash and Investments to the Statement of Net Position**

The following is a reconciliation of cash and investments as reported in the note above to cash and investments as reported on the statement of net position as of June 30, 2023:

<u>Cash and investments per note</u>	
Carrying amount of deposits	\$ 11,656,307
Investments	5,190,026
Cash with fiscal agent	<u>1,366,918</u>
Total	<u>\$ 18,213,251</u>
 <u>Cash and investments per statement of net position</u>	
Governmental activities	<u>\$ 18,213,251</u>

**NOTE 5 - INTERFUND TRANSACTIONS**

- A. Interfund balances at June 30, 2023 as reported on the fund statements, consist of the following individual short-term interfund loans receivable and payable:

<u>Receivable fund</u>	<u>Payable fund</u>	<u>Amount</u>
General fund	Nonmajor governmental funds	<u>\$ 73,556</u>

The primary purpose of the interfund balances is to cover costs in specific funds where revenues were not received by June 30. These interfund balances will be repaid once the anticipated revenues are received. The interfund balances are expected to be repaid within one year. Interfund balances between governmental funds are eliminated on the government-wide financial statements.

- B. Transfers for the fiscal year ended June 30, 2023, as reported in the fund financial statements:

<u>Transfers from general fund to:</u>	<u>Amount</u>
Nonmajor governmental funds	<u>\$ 175,000</u>

Transfers are used to move revenues from the fund that statute or budget required to collect them to the fund that statute or budget requires to expend them and to use unrestricted revenues collected in the general fund to finance various programs accounted for in other funds in accordance with budgetary authorizations.

All transfers were made in compliance with Ohio Revised Code Sections 5705.14, 5705.15 and 5705.16. Interfund transfers between governmental funds are eliminated on the government-wide financial statements.

**GARAWAY LOCAL SCHOOL DISTRICT  
TUSCARAWAS COUNTY, OHIO**

NOTES TO THE BASIC FINANCIAL STATEMENTS  
FOR THE FISCAL YEAR ENDED JUNE 30, 2023

**NOTE 6 - PROPERTY TAXES**

Property taxes are levied and assessed on a calendar year basis while the District fiscal year runs from July through June. First half tax collections are received by the District in the second half of the fiscal year. Second half tax distributions occur in the first half of the following fiscal year.

Property taxes include amounts levied against all real property and public utility property. Real property tax revenues received in calendar year 2023 represent the collection of calendar year 2022 taxes. Real property taxes received in calendar year 2023 were levied after April 1, 2022, on the assessed values as of January 1, 2022, the lien date. Assessed values for real property taxes are established by State statute at 35 percent of appraised fair value. Real property taxes are payable annually or semiannually. If paid annually, payment is due December 31; if paid semiannually, the first payment is due December 31, with the remainder payable by June 20. Under certain circumstances, State statute permits alternate payment dates to be established. Public utility property tax revenues received in calendar year 2023 represent the collection of calendar year 2022 taxes. Public utility real and personal property taxes received in calendar year 2023 became a lien on December 31, 2021, were levied after April 1, 2022, and are collected with real property taxes. Public utility real property is assessed at 35 percent of true value; public utility tangible personal property is currently assessed at varying percentages of true value.

The District receives property taxes from Coshocton County, Holmes County and Tuscarawas County. The County Auditors periodically advance to the District its portion of the taxes collected. Second-half real property tax payments collected by the Counties by June 30, 2023, are available to finance fiscal year 2023 operations. The amount available as an advance at June 30, 2023 was \$975,974 in the general fund and \$28,004 in the permanent improvement fund (a nonmajor governmental fund). This amount is recorded as revenue. The amount available for advance at June 30, 2022 was \$1,044,966 in the general fund and \$32,519 in the permanent improvement fund (a nonmajor governmental fund). The amount of second-half real property taxes available for advance at fiscal year-end can vary based on the date the tax bills are sent.

Accrued property taxes receivable includes real property, public utility property and delinquent tangible personal property taxes which are measurable as of June 30, 2023 and for which there is an enforceable legal claim. Although total property tax collections for the next fiscal year are measurable, only the amount of real property taxes available as an advance at June 30 was levied to finance current fiscal year operations and is reported as revenue at fiscal year-end. The portion of the receivable not levied to finance current fiscal year operations is offset by a credit to deferred inflows.

On the accrual basis of accounting, collectible delinquent property taxes have been recorded as a receivable and revenue, while on a modified accrual basis of accounting the revenue has been reported as a deferred inflow.

The assessed values upon which the fiscal year 2023 taxes were collected are:

	2022 Second Half Collections		2023 First Half Collections	
	<u>Amount</u>	<u>Percent</u>	<u>Amount</u>	<u>Percent</u>
Agricultural/residential and other real estate	\$ 285,929,930	94.50	\$ 334,601,540	95.06
Public utility personal	<u>16,627,610</u>	<u>5.50</u>	<u>17,370,280</u>	<u>4.94</u>
Total	<u>\$ 302,557,540</u>	<u>100.00</u>	<u>\$ 351,971,820</u>	<u>100.00</u>
Tax rate per \$1,000 of assessed valuation	\$52.30		\$51.20	

**GARAWAY LOCAL SCHOOL DISTRICT  
TUSCARAWAS COUNTY, OHIO**

NOTES TO THE BASIC FINANCIAL STATEMENTS  
FOR THE FISCAL YEAR ENDED JUNE 30, 2023

**NOTE 7 - RECEIVABLES**

Receivables at June 30, 2023 consisted of property taxes, payments in lieu of taxes, accounts, accrued interest, and intergovernmental grants and entitlements. All receivables are considered collectible in full due to the ability to foreclose for the nonpayment of taxes, the stable condition of State programs and the current year guarantee of federal funds.

A summary of the principal items of receivables reported on the statement of net position follows:

**Governmental activities:**

Property taxes	\$ 9,378,735
Payments in lieu of taxes	53,763
Accounts	9,843
Accrued interest	6,887
Intergovernmental	<u>289,718</u>
Total	<u>\$ 9,738,946</u>

Receivables have been disaggregated on the face of the basic financial statements. All receivables are expected to be collected within the subsequent year.

**THIS SPACE INTENTIONALLY LEFT BLANK**



**GARAWAY LOCAL SCHOOL DISTRICT  
TUSCARAWAS COUNTY, OHIO**

NOTES TO THE BASIC FINANCIAL STATEMENTS  
FOR THE FISCAL YEAR ENDED JUNE 30, 2023

**NOTE 8 - CAPITAL ASSETS**

Capital asset activity for governmental activities for the fiscal year ended June 30, 2023, was as follows:

	Balance 06/30/22	Additions	Disposals	Balance 06/30/23
<b>Governmental activities:</b>				
<i>Capital assets, not being depreciated/amortized:</i>				
Land	\$ 114,886	\$ -	\$ -	\$ 114,886
Construction in progress	310,230	201,986	(448,000)	64,216
Total capital assets, not being depreciated/amortized	<u>425,116</u>	<u>201,986</u>	<u>(448,000)</u>	<u>179,102</u>
<i>Capital assets, being depreciated/amortized:</i>				
Land improvements	1,166,836	23,020		1,189,856
Buildings and improvements	8,024,690	454,250		8,478,940
Furniture and equipment	661,564	116,674		778,238
Vehicles	1,632,829	399,901	(272,716)	1,760,014
Intangible right to use:				
Leased equipment	102,711	-	-	102,711
Computer software	-	9,170	-	9,170
Total capital assets, being depreciated/amortized	<u>11,588,630</u>	<u>1,003,015</u>	<u>(272,716)</u>	<u>12,318,929</u>
<i>Less: accumulated depreciation/amortization:</i>				
Land improvements	(480,731)	(52,466)		(533,197)
Buildings and improvements	(4,568,912)	(166,302)		(4,735,214)
Furniture and equipment	(433,665)	(32,715)		(466,380)
Vehicles	(885,512)	(166,988)	272,716	(779,784)
Intangible right to use:				
Leased equipment	(20,542)	(20,542)		(41,084)
Computer Software	-	(2,137)	-	(2,137)
Total accumulated depreciation/amortization	<u>(6,389,362)</u>	<u>(441,150)</u>	<u>272,716</u>	<u>(6,557,796)</u>
Total capital assets, being depreciated/ amortized, net	<u>5,199,268</u>	<u>561,865</u>	<u>-</u>	<u>5,761,133</u>
Governmental activities capital assets, net	<u>\$ 5,624,384</u>	<u>\$ 763,851</u>	<u>\$ (448,000)</u>	<u>\$ 5,940,235</u>

**GARAWAY LOCAL SCHOOL DISTRICT  
TUSCARAWAS COUNTY, OHIO**

NOTES TO THE BASIC FINANCIAL STATEMENTS  
FOR THE FISCAL YEAR ENDED JUNE 30, 2023

**NOTE 8 - CAPITAL ASSETS - (Continued)**

Depreciation/amortization expense was charged to governmental functions as follows:

<u>Instruction:</u>	
Regular	\$ 66,490
Special	5,772
Vocational	1,516
 <u>Support Services:</u>	
Pupil	1,023
Instructional staff	5,945
Administration	5,620
Fiscal	284
Business	31,157
Operations and maintenance	22,082
Pupil transportation	136,950
Extracurricular activities	158,263
Food service operations	<u>6,048</u>
Total depreciation/amortization expense	<u>\$ 441,150</u>

**NOTE 9 - LONG-TERM OBLIGATIONS**

A. During fiscal year 2023, the following changes occurred in governmental activities long-term obligations.

	Balance Outstanding 06/30/22	Additions	Reductions	Balance Outstanding 06/30/23	Amounts Due in One Year
<b>Governmental activities:</b>					
Lease payable	\$ 83,817	\$ -	\$ (19,413)	\$ 64,404	\$ 20,406
Net pension liability	7,363,425	4,512,496	-	11,875,921	-
Net OPEB liability	950,595	-	(271,382)	679,213	-
Compensated absences	<u>922,798</u>	<u>-</u>	<u>(381,160)</u>	<u>541,638</u>	<u>128,013</u>
Total	<u>\$ 9,320,635</u>	<u>\$ 4,512,496</u>	<u>\$ (671,955)</u>	<u>\$ 13,161,176</u>	<u>\$ 148,419</u>

See Notes 12 and 13 for details on the net pension liability and net OPEB liability/asset, respectively.

Compensated Absences: Compensated absences will be paid from the fund from which the employee's salaries are paid which, for the District, is primarily the general fund and the following nonmajor governmental funds: food service fund, Title I fund, Title VI-B fund, student wellness and success fund, and supporting effective instruction fund.

**GARAWAY LOCAL SCHOOL DISTRICT  
TUSCARAWAS COUNTY, OHIO**

NOTES TO THE BASIC FINANCIAL STATEMENTS  
FOR THE FISCAL YEAR ENDED JUNE 30, 2023

**NOTE 9 - LONG-TERM OBLIGATIONS – (Continued)**

*Leases Payable* - The District has entered into a lease agreement for the use of right to use equipment. The District will report an intangible capital asset and corresponding liability for the future scheduled payments under the lease. The lease payments will be paid from the general fund.

The District has entered into a lease agreement for copier equipment with the following terms:

<u>Purpose</u>	<u>Lease Commencement Date</u>	<u>Years</u>	<u>Lease End Date</u>	<u>Payment Method</u>
Copier equipment	2021	5	2026	Monthly

The following is a schedule of future lease payments under the lease agreements:

<u>Fiscal Year</u>	<u>Principal</u>	<u>Interest</u>	<u>Total</u>
2024	\$ 20,406	\$ 2,757	\$ 23,163
2025	21,450	1,713	23,163
2026	<u>22,548</u>	<u>615</u>	<u>23,163</u>
Total	<u>\$ 64,404</u>	<u>\$ 5,085</u>	<u>\$ 69,489</u>

**B. Legal Debt Margin**

The Ohio Revised Code provides that voted net general obligation debt of the District shall never exceed 9% of the total assessed valuation of the District. The code further provides that unvoted indebtedness shall not exceed 1/10 of 1% of the property valuation of the District. The code additionally states that unvoted indebtedness related to energy conservation debt shall not exceed 9/10 of 1% of the property valuation of the District. The assessed valuation used in determining the District’s legal debt margin has been modified by House Bill 530 which became effective March 30, 2006. In accordance with House Bill 530, the assessed valuation used in the District’s legal debt margin calculation excluded tangible personal property used in business, telephone or telegraph property, interexchange telecommunications company property, and personal property owned or leased by a railroad company and used in railroad operations. The effects of these debt limitations at June 30, 2023, are a voted debt margin of \$31,677,464 and an unvoted debt margin of \$351,972.

**NOTE 10 - EMPLOYEE BENEFITS**

**A. Compensated Absences**

The criteria for determining vacation and sick leave benefits are derived from negotiated agreements and State laws. Classified employees and administrators who are contracted to work 11 months or more per year earn ten to twenty days of vacation per year, depending upon length of service. Accumulated unused vacation time is paid to employees upon termination of employment or retirement. Administrators, teachers and classified employees who work less than 11 months per year do not earn vacation time. Teachers, administrators and classified employees earn sick leave at the rate of one and one-fourth days per month. Sick leave may be accumulated to a maximum of 300 days for certified employees and classified employees. Upon termination of employment or retirement, a certified employee or administrator receives payment for one-fourth of the total sick leave accumulation up to a maximum accumulation of 61 days. Upon termination of employment or retirement, a classified employee is paid for one-fourth of the total sick leave accumulation to a maximum accumulation of 65 days.

**GARAWAY LOCAL SCHOOL DISTRICT  
TUSCARAWAS COUNTY, OHIO**

NOTES TO THE BASIC FINANCIAL STATEMENTS  
FOR THE FISCAL YEAR ENDED JUNE 30, 2023

**NOTE 10 - EMPLOYEE BENEFITS - (Continued)**

**B. Life Insurance**

The District provides life insurance and accidental death and dismemberment insurance to employees through the American United Life Insurance Company of \$15,000 and \$7,500 for full-time and part-time certified employees, respectively, of \$18,000 and \$9,000 for full-time and part-time classified employees, respectively, and \$50,000 for the Superintendent and Treasurer.

**NOTE 11 - RISK MANAGEMENT**

**A. Comprehensive**

The District is exposed to various risks of loss related to torts; theft or damage to, and destruction of assets; errors and omissions; injuries to employees; and natural disasters. During fiscal year 2023, the District contracted with Ohio School Plan (OSP) for property and fleet insurance. Coverages provided and deductibles are as follows:

Building and Contents - replacement cost (\$1,000 deductible)	\$53,633,058
Boiler and Machinery (\$1,000 deductible)	53,633,058
Automobile Liability	1,000,000
Uninsured Motorists	1,000,000

Fiduciary liability is also protected by the Ohio School Plan with a \$1,000,000 single occurrence limit, a \$3,000,000 aggregate limit, with a \$2,500 deductible. OSP provides general liability at the same limits as fiduciary liability with no deductible. The Travelers Casualty and Surety Company of America maintains a crime policy covering employee dishonesty in the amount of \$20,000 per position for the following covered positions: Board President, Board Vice-President, Superintendent, Assistant Treasurers, and Athletic Director. The Travelers Casualty and Surety Company of America also maintains a \$25,000 bond and a \$100,000 position bond for the Treasurer. In addition, the District has \$100,000 Funds Transfer Fraud liability insurance through Ohio School Plan.

Settled claims have not exceeded this commercial coverage in any of the past three years. There have been no significant reductions in insurance coverage from last year.

**B. Workers' Compensation**

The District participates in the Ohio SchoolComp Worker's Compensation Group Retrospective Rating Plan, a voluntary performance-based incentive program offered jointly by OSBA and OASBO. The intent of the program is to reward participants that are able to keep their claims costs low. Districts continue to pay their individual premium directly to the Ohio BWC. Districts will then have future premium adjustments (refunds or assessments) at the end of each of the three evaluation periods. For the 2022 program, the evaluation periods will be 12/31/23, 12/31/24 and 12/31/25. Refunds or assessments will be calculated by the Ohio BWC, based on the pro-rata share of the districts individual premium compared to the overall program premium. Participation in the Group Retrospective Rating Plan is limited to school districts that can meet the programs selection criteria. The firm of Sedgewick, LLC. provides administrative, cost control and actuarial services to the program.

**C. Employee Group Medical, Dental, and Vision Insurance**

For fiscal year 2023, the District was self-insured for employee group medical, dental, and vision insurance as a member of the JHP Health Benefits Program. For certified and classified employees, the District provides hospital and surgical coverage which is 80% in-network and 60% out-of-network paid of reasonable and customary charges.

**GARAWAY LOCAL SCHOOL DISTRICT  
TUSCARAWAS COUNTY, OHIO**

NOTES TO THE BASIC FINANCIAL STATEMENTS  
FOR THE FISCAL YEAR ENDED JUNE 30, 2023

**NOTE 11 - RISK MANAGEMENT - (Continued)**

For certified and classified employees, major medical expense coverage includes a \$1,500 individual and \$3,000 family annual deductible in-network and \$3,000 individual and \$6,000 family annual deductible out-of-network, followed by a 80% in-network and 60% out-of-network employee co-payment to a \$250 per person and \$500 per family in-network and \$500 per person and \$1,000 per family out-of-network out-of-pocket maximum. The District paid \$110,819 in administrative fees to Medical Mutual Services, LLC in fiscal year 2022. The District includes a \$75,000 stop loss deductible in its medical and prescription drug program and is subject to reimbursement for plan participant cumulative claims that exceed \$75,000 up to \$1,500,000 through the consortium’s internal pool reserve. The District pays 87.5% of the premium for full-time and 50% of the premium for part-time certified employees for single or family coverage. The District also provides dental and vision coverage. The premiums are paid by the District at a rate of 90% for full-time classified employees and 50% for part-time classified employees. The premium is either paid by the fund that paid the salary for the employee or the general fund. The employee share of the group health insurance premium is covered by an Internal Revenue Code Section 125 plan on a mandatory basis.

Total required monthly premiums for coverage are as follows:

	Certified		Classified	
	Family	Individual	Family	Individual
Medical/Surgical/Rx	\$ 1,783.17	\$ 674.35	\$ 1,783.17	\$ 674.35
Dental	95.48	38.22	95.48	38.22
Vision	11.23	4.49	11.23	4.49

The claims liability of \$282,832 reported in the internal service fund at June 30, 2023, is based on an estimate provided by the third party administrator and the requirements of GASB Statement No. 10, “Accounting and Financial Reporting for Risk Financing and Related Insurance Issues”, as amended by GASB Statement No. 30, “Risk Financing Omnibus”, which requires that a liability for unpaid claims costs, including estimates of costs relating to incurred, but not reported claims, be accrued at the estimated ultimate cost of settling the claims.

Fiscal Year	Beginning Balance	Claims Incurred	Claims Payments	Ending Balance
2023	\$ 208,740	\$ 2,348,679	\$ (2,274,587)	\$ 282,832
2022	183,002	1,798,687	(1,772,949)	208,740

**GARAWAY LOCAL SCHOOL DISTRICT  
TUSCARAWAS COUNTY, OHIO**

NOTES TO THE BASIC FINANCIAL STATEMENTS  
FOR THE FISCAL YEAR ENDED JUNE 30, 2023

**NOTE 12 - DEFINED BENEFIT PENSION PLANS**

The Statewide retirement systems provide both pension benefits and other postemployment benefits (OPEB).

***Net Pension Liability/Net OPEB Liability/Asset***

The net pension liability and the net OPEB liability/asset reported on the statement of net position represents a liability or asset to employees for pensions and OPEB, respectively.

Pensions and OPEB are a component of exchange transactions—between an employer and its employees—of salaries and benefits for employee services. Pensions/OPEB are provided to an employee—on a deferred-payment basis—as part of the total compensation package offered by an employer for employee services each financial period. The obligation to sacrifice resources for pensions is a present obligation because it was created as a result of employment exchanges that already have occurred.

The net pension/OPEB liability (asset) represent the District’s proportionate share of each pension/OPEB plan’s collective actuarial present value of projected benefit payments attributable to past periods of service, net of each pension/OPEB plan’s fiduciary net position. The net pension/OPEB liability (asset) calculation is dependent on critical long-term variables, including estimated average life expectancies, earnings on investments, cost of living adjustments and others. While these estimates use the best information available, unknowable future events require adjusting these estimates annually.

The Ohio Revised Code limits the District’s obligation for this liability to annually required payments. The District cannot control benefit terms or the manner in which pensions/OPEB are financed; however, the District does receive the benefit of employees’ services in exchange for compensation including pension and OPEB.

GASB 68/75 assumes the liability is solely the obligation of the employer, because (1) they benefit from employee services; and (2) State statute requires funding to come from these employers. All pension contributions to date have come solely from these employers (which also includes pension costs paid in the form of withholdings from employees). The retirement systems may allocate a portion of the employer contributions to provide for these OPEB benefits. In addition, health care plan enrollees pay a portion of the health care costs in the form of a monthly premium. State statute requires the retirement systems to amortize unfunded pension liabilities within 30 years. If the pension amortization period exceeds 30 years, each retirement system’s board must propose corrective action to the State legislature. Any resulting legislative change to benefits or funding could significantly affect the net pension/OPEB liability (asset). Resulting adjustments to the net pension/OPEB liability (asset) would be effective when the changes are legally enforceable. The Ohio Revised Code permits, but does not require, the retirement systems to provide healthcare to eligible benefit recipients.

The remainder of this note includes the required pension disclosures. See Note 13 for the required OPEB disclosures.

The proportionate share of each plan’s unfunded benefits is presented as a long-term *net pension/OPEB liability (asset)* on the accrual basis of accounting. Any liability for the contractually required pension contribution outstanding at the end of the year is included in pension and postemployment benefits payable on both the accrual and modified accrual bases of accounting.

**GARAWAY LOCAL SCHOOL DISTRICT  
TUSCARAWAS COUNTY, OHIO**

NOTES TO THE BASIC FINANCIAL STATEMENTS  
FOR THE FISCAL YEAR ENDED JUNE 30, 2023

**NOTE 12 - DEFINED BENEFIT PENSION PLANS - (Continued)**

***Plan Description - School Employees Retirement System (SERS)***

Plan Description - The District's non-teaching employees participate in SERS, a cost-sharing multiple-employer defined benefit pension plan administered by SERS. SERS provides retirement, disability and survivor benefits, annual cost-of-living adjustments, and death benefits to plan members and beneficiaries. Authority to establish and amend benefits is provided by Ohio Revised Code Chapter 3309. SERS issues a publicly available, stand-alone financial report that includes financial statements, required supplementary information and detailed information about SERS' fiduciary net position. That report can be obtained by visiting the SERS website at [www.ohsers.org](http://www.ohsers.org) under Employers/Audit Resources.

Age and service requirements for retirement are as follows:

	Eligible to Retire on or before August 1, 2017 *	Eligible to Retire after August 1, 2017
Full benefits	Any age with 30 years of service credit	Age 67 with 10 years of service credit; or Age 57 with 30 years of service credit
Actuarially reduced benefits	Age 60 with 5 years of service credit; or Age 55 with 25 years of service credit	Age 62 with 10 years of service credit; or Age 60 with 25 years of service credit

\* Members with 25 years of service credit as of August 1, 2017 will be included in this plan.

Annual retirement benefits are calculated based on final average salary multiplied by a percentage that varies based on years of service; 2.2% for the first thirty years of service and 2.5% for years of service credit over 30. Final average salary is the average of the highest three years of salary.

An individual whose benefit effective date is before April 1, 2018, is eligible for a cost-of-living adjustment (COLA) on the first anniversary date of the benefit. Beginning April 1, 2018, new benefit recipients must wait until the fourth anniversary of their benefit for COLA eligibility. The COLA is added each year to the base benefit amount on the anniversary date of the benefit. A three-year COLA suspension was in effect for all benefit recipients for the years 2018, 2019, and 2020. Upon resumption of the COLA, it will be indexed to the percentage increase in the CPI-W, not to exceed 2.5% and with a floor of 0%. In 2022, the Board of Trustees approved a 2.5% cost-of-living adjustment (COLA) for eligible retirees and beneficiaries in 2023.

Funding Policy - Plan members are required to contribute 10.00% of their annual covered salary and the District is required to contribute 14.00% of annual covered payroll. The contribution requirements of plan members and employers are established and may be amended by the SERS' Retirement Board up to statutory maximum amounts of 10.00% for plan members and 14.00% for employers. The Retirement Board, acting with the advice of the actuary, allocates the employer contribution rate among four of the System's funds (Pension Trust Fund, Death Benefit Fund, Medicare B Fund, and Health Care Fund). For the fiscal year ended June 30, 2023, the allocation to pension, death benefits, and Medicare B was 14.00%. For fiscal year 2023, the Retirement Board did not allocate any employer contribution to the Health Care Fund.

The District's contractually required contribution to SERS was \$268,800 for fiscal year 2023. Of this amount, \$32,446 is reported as pension and postemployment benefits payable.

**GARAWAY LOCAL SCHOOL DISTRICT  
TUSCARAWAS COUNTY, OHIO**

NOTES TO THE BASIC FINANCIAL STATEMENTS  
FOR THE FISCAL YEAR ENDED JUNE 30, 2023

**NOTE 12 - DEFINED BENEFIT PENSION PLANS - (Continued)**

***Plan Description - State Teachers Retirement System (STRS)***

Plan Description - Licensed teachers participate in STRS, a cost-sharing multiple-employer public employee retirement system administered by STRS. STRS provides retirement and disability benefits to members and death and survivor benefits to beneficiaries. STRS issues a stand-alone financial report that includes financial statements, required supplementary information and detailed information about STRS' fiduciary net position. That report can be obtained by writing to STRS, 275 E. Broad St., Columbus, OH 43215-3771, by calling (888) 227-7877, or by visiting the STRS website at [www.strsoh.org](http://www.strsoh.org).

New members have a choice of three retirement plans: a Defined Benefit (DB) Plan, a Defined Contribution (DC) Plan and a Combined (CO) Plan. Benefits are established by Ohio Revised Code Chapter 3307.

The DB plan offers an annual retirement allowance based on final average salary multiplied by a percentage that varies based on years of service. Effective August 1, 2015, the calculation is 2.20% of final average salary for the five highest years of earnings multiplied by all years of service. Eligibility changes will be phased in until August 1, 2023, when retirement eligibility for unreduced benefits will be five years of service credit and age 65, or 35 years of service credit and at least age 60.

Eligibility changes for DB Plan members who retire with actuarially reduced benefits will be phased in until August 1, 2023 when retirement eligibility will be five years of qualifying service credit and age 60, or 30 years of service credit regardless of age.

The DC Plan allows members to place all of their member contributions and 9.53% of the 14% employer contributions into an investment account. The member determines how to allocate the member and employer money among various investment choices offered by STRS Ohio. The remaining 4.47% of the 14% employer rate is allocated to the defined benefit unfunded liability. A member is eligible to receive a retirement benefit at age 50 and termination of employment. The member may elect to receive a lifetime monthly annuity or a lump sum withdrawal.

The Combined Plan offers features of both the DB Plan and the DC Plan. In the Combined Plan, 12% of the 14% member rate goes to the DC Plan and the remaining 2% is applied to the DB Plan. Member contributions to the DC Plan are allocated among investment choices by the member, and contributions to the DB Plan from the employer and the member are used to fund the defined benefit payment at a reduced level from the regular DB Plan. The defined benefit portion of the Combined Plan payment is payable to a member on or after age 60 with five years of service. The defined contribution portion of the account may be taken as a lump sum payment or converted to a lifetime monthly annuity after termination of employment at age 50 and after termination of employment.

New members who choose the DC Plan or Combined Plan will have another opportunity to reselect a permanent plan during their fifth year of membership. Members may remain in the same plan or transfer to another STRS plan. The optional annuitization of a member's defined contribution account or the defined contribution portion of a member's Combined Plan account to a lifetime benefit results in STRS bearing the risk of investment gain or loss on the account. STRS has therefore included all three plan options as one defined benefit plan for GASB 68 reporting purposes.

A DB or Combined Plan member with five or more years of credited service, who is determined to be disabled, may qualify for a disability benefit. New members, on or after July 1, 2013, must have at least ten years of qualifying service credit to apply for disability benefits. Members in the DC Plan who become disabled are entitled only to their account balance. Eligible survivors of members who die before service retirement may qualify for monthly benefits. If a member of the DC Plan dies before retirement benefits begin, the member's designated beneficiary is entitled to receive the member's account balance.



**GARAWAY LOCAL SCHOOL DISTRICT  
TUSCARAWAS COUNTY, OHIO**

NOTES TO THE BASIC FINANCIAL STATEMENTS  
FOR THE FISCAL YEAR ENDED JUNE 30, 2023

**NOTE 12 - DEFINED BENEFIT PENSION PLANS - (Continued)**

Funding Policy - Employer and member contribution rates are established by the State Teachers Retirement Board and limited by Chapter 3307 of the Ohio Revised Code. The fiscal year 2023 employer and employee contribution rate of 14% was equal to the statutory maximum rates. For fiscal year 2023, the full employer contribution was allocated to pension.

The District's contractually required contribution to STRS was \$814,695 for fiscal year 2023. Of this amount, \$140,376 is reported as pension and postemployment benefits payable.

***Pension Liabilities, Pension Expense, and Deferred Outflows of Resources and Deferred Inflows of Resources Related to Pensions***

The net pension liability was measured as of June 30, 2022, and the total pension liability used to calculate the net pension liability was determined by an actuarial valuation as of that date. The District's proportion of the net pension liability was based on the District's share of contributions to the pension plan relative to the contributions of all participating entities.

Following is information related to the proportionate share and pension expense:

	<u>SERS</u>	<u>STRS</u>	<u>Total</u>
Proportion of the net pension liability prior measurement date	0.048943400%	0.043466283%	
Proportion of the net pension liability current measurement date	<u>0.047433600%</u>	<u>0.041881650%</u>	
Change in proportionate share	<u>-0.001509800%</u>	<u>-0.001584633%</u>	
Proportionate share of the net pension liability	\$ 2,565,578	\$ 9,310,343	\$ 11,875,921
Pension expense	\$ 100,000	\$ 897,884	\$ 997,884

At June 30, 2023, the District reported deferred outflows of resources and deferred inflows of resources related to pensions from the following sources:

	<u>SERS</u>	<u>STRS</u>	<u>Total</u>
<b>Deferred outflows of resources</b>			
Differences between expected and actual experience	\$ 103,908	\$ 119,186	\$ 223,094
Net difference between projected and actual earnings on pension plan investments	-	323,981	323,981
Changes of assumptions	25,315	1,114,169	1,139,484
Difference between employer contributions and proportionate share of contributions/ change in proportionate share	2,650	-	2,650
Contributions subsequent to the measurement date	<u>268,800</u>	<u>814,695</u>	<u>1,083,495</u>
Total deferred outflows of resources	<u>\$ 400,673</u>	<u>\$ 2,372,031</u>	<u>\$ 2,772,704</u>

**GARAWAY LOCAL SCHOOL DISTRICT  
TUSCARAWAS COUNTY, OHIO**

NOTES TO THE BASIC FINANCIAL STATEMENTS  
FOR THE FISCAL YEAR ENDED JUNE 30, 2023

**NOTE 12 - DEFINED BENEFIT PENSION PLANS - (Continued)**

	<u>SERS</u>	<u>STRS</u>	<u>Total</u>
<b>Deferred inflows of resources</b>			
Differences between expected and actual experience	\$ 16,843	\$ 35,616	\$ 52,459
Net difference between projected and actual earnings on pension plan investments	89,530	-	89,530
Changes of assumptions	-	838,648	838,648
Difference between employer contributions and proportionate share of contributions/ change in proportionate share	<u>56,971</u>	<u>398,693</u>	<u>455,664</u>
Total deferred inflows of resources	<u>\$ 163,344</u>	<u>\$ 1,272,957</u>	<u>\$ 1,436,301</u>

\$1,083,495 reported as deferred outflows of resources related to pension resulting from District contributions subsequent to the measurement date will be recognized as a reduction of the net pension liability in the fiscal year ending June 30, 2024.

Other amounts reported as deferred outflows of resources and deferred inflows of resources related to pension will be recognized in pension expense as follows:

	<u>SERS</u>	<u>STRS</u>	<u>Total</u>
Fiscal Year Ending June 30:			
2024	\$ (15,662)	\$ (123,160)	\$ (138,822)
2025	(36,696)	(176,354)	(213,050)
2026	(127,891)	(360,331)	(488,222)
2027	<u>148,778</u>	<u>944,224</u>	<u>1,093,002</u>
Total	<u>\$ (31,471)</u>	<u>\$ 284,379</u>	<u>\$ 252,908</u>

***Actuarial Assumptions - SERS***

SERS' total pension liability was determined by their actuaries in accordance with GASB Statement No. 67, as part of their annual actuarial valuation for each defined benefit retirement plan. Actuarial valuations of an ongoing plan involve estimates of the value of reported amounts (e.g., salaries, credited service) and assumptions about the probability of occurrence of events far into the future (e.g., mortality, disabilities, retirements, employment termination). Actuarially determined amounts are subject to continual review and potential modifications, as actual results are compared with past expectations and new estimates are made about the future.

Projections of benefits for financial reporting purposes are based on the substantive plan (the plan as understood by the employers and plan members) and include the types of benefits provided at the time of each valuation and the historical pattern of sharing benefit costs between the employers and plan members to that point. The projection of benefits for financial reporting purposes does not explicitly incorporate the potential effects of legal or contractual funding limitations.

Actuarial calculations reflect a long-term perspective. For a newly hired employee, actuarial calculations will take into account the employee's entire career with the employer and also take into consideration the benefits, if any, paid to the employee after termination of employment until the death of the employee and any applicable contingent annuitant. In many cases actuarial calculations reflect several decades of service with the employer and the payment of benefits after termination.

**GARAWAY LOCAL SCHOOL DISTRICT  
TUSCARAWAS COUNTY, OHIO**

NOTES TO THE BASIC FINANCIAL STATEMENTS  
FOR THE FISCAL YEAR ENDED JUNE 30, 2023

**NOTE 12 - DEFINED BENEFIT PENSION PLANS - (Continued)**

Key methods and assumptions used in calculating the total pension liability in the latest actuarial valuation, prepared as of June 30, 2022, are presented below:

Wage inflation:	
Current measurement date	2.40%
Prior measurement date	2.40%
Future salary increases, including inflation:	
Current measurement date	3.25% to 13.58%
Prior measurement date	3.25% to 13.58%
COLA or ad hoc COLA:	
Current measurement date	2.00%
Prior measurement date	2.00%
Investment rate of return:	
Current measurement date	7.00% net of system expenses
Prior measurement date	7.00% net of system expenses
Discount rate:	
Current measurement date	7.00%
Prior measurement date	7.00%
Actuarial cost method	Entry age normal (level percent of payroll)

In 2022, mortality rates were based on the PUB-2010 General Employee Amount Weight Below Median Healthy Retiree mortality table projected to 2017 with ages set forward 1 year and adjusted 94.20% for males and set forward 2 years and adjusted 81.35% for females. Mortality among disabled members were based upon the PUB-2010 General Disabled Retiree mortality table projected to 2017 with ages set forward 5 years and adjusted 103.3% for males and set forward 3 years and adjusted 106.8% for females. Future improvement in mortality rates is reflected by applying the MP-2020 projection scale generationally.

In the prior measurement date, mortality rates were based on the PUB-2010 General Employee Amount Weight Below Median Healthy Retiree mortality table projected to 2017 with ages set forward 1 year and adjusted 94.20% for males and set forward 2 years and adjusted 81.35% for females. Mortality among disabled members were based upon the PUB-2010 General Disabled Retiree mortality table projected to 2017 with ages set forward 5 years and adjusted 103.3% for males and set forward 3 years and adjusted 106.8% for females. Future improvement in mortality rates is reflected by applying the MP-2020 projection scale generationally.

The most recent experience study was completed for the five-year period ended June 30, 2020.

The long-term return expectation for the Pension Plan Investments has been determined using a building-block approach and assumes a time horizon, as defined in SERS' *Statement of Investment Policy*. A forecasted rate of inflation serves as the baseline for the return expectation. Various real return premiums over the baseline inflation rate have been established for each asset class. The long-term expected nominal rate of return has been determined by calculating a weighted average of the expected real return premiums for each asset class, adding the projected inflation rate, and adding the expected return from rebalancing uncorrelated asset classes.

**GARAWAY LOCAL SCHOOL DISTRICT  
TUSCARAWAS COUNTY, OHIO**

NOTES TO THE BASIC FINANCIAL STATEMENTS  
FOR THE FISCAL YEAR ENDED JUNE 30, 2023

**NOTE 12 - DEFINED BENEFIT PENSION PLANS - (Continued)**

The target allocation and best estimates of arithmetic real rates of return for each major asset class are summarized in the following table:

Asset Class	Target Allocation	Long-Term Expected Real Rate of Return
Cash	2.00 %	(0.45) %
US Equity	24.75	5.37
Non-US Equity Developed	13.50	6.22
Non-US Equity Emerging	6.75	8.22
Fixed Income/Global Bonds	19.00	1.20
Private Equity	11.00	10.05
Real Estate/Real Assets	16.00	4.87
Multi-Asset Strategy	4.00	3.39
Private Debt/Private Credit	3.00	5.38
Total	<u>100.00 %</u>	

**Discount Rate** - The total pension liability was calculated using the discount rate of 7.00%. The projection of cash flows used to determine the discount rate assumed the contributions from employers and from the members would be computed based on contribution requirements as stipulated by State statute. Projected inflows from investment earnings were calculated using the long-term assumed investment rate of return (7.00%). Based on those assumptions, the plan's fiduciary net position was projected to be available to make all future benefit payments of current plan members. Therefore, the long-term expected rate of return on pension plan investments was applied to all periods of projected benefits to determine the total pension liability.

**Sensitivity of the District's Proportionate Share of the Net Pension Liability to Changes in the Discount Rate** - Net pension liability is sensitive to changes in the discount rate, and to illustrate the potential impact the following table presents the net pension liability calculated using the discount rate of 7.00%, as well as what each plan's net pension liability would be if it were calculated using a discount rate that is one percentage point lower (6.00%), or one percentage point higher (8.00%) than the current rate.

	1% Decrease	Current Discount Rate	1% Increase
District's proportionate share of the net pension liability	\$ 3,776,408	\$ 2,565,578	\$ 1,545,470

**GARAWAY LOCAL SCHOOL DISTRICT  
TUSCARAWAS COUNTY, OHIO**

NOTES TO THE BASIC FINANCIAL STATEMENTS  
FOR THE FISCAL YEAR ENDED JUNE 30, 2023

**NOTE 12 - DEFINED BENEFIT PENSION PLANS - (Continued)**

*Actuarial Assumptions - STRS*

Key methods and assumptions used in the latest actuarial valuation, reflecting experience study results used in the June 30, 2022, actuarial valuation are presented below:

	June 30, 2022	June 30, 2021
Inflation	2.50%	2.50%
Projected salary increases	Varies by service from 2.50% to 8.50%	12.50% at age 20 to 2.50% at age 65
Investment rate of return	7.00%, net of investment expenses, including inflation	7.00%, net of investment expenses, including inflation
Discount rate of return	7.00%	7.00%
Payroll increases	3.00%	3.00%
Cost-of-living adjustments (COLA)	0.00%	0.00%

For the June 30, 2022 actuarial valuation, post-retirement mortality rates are based on the Pub-2010 Teachers Healthy Annuitant Mortality Table, adjusted 110% for males, projected forward generationally using mortality improvement scale MP-2020. Pre-retirement mortality rates are based on Pub-2010 Teachers Employee Table adjusted 95% for females, projected forward generationally using mortality improvement scale MP-2020. Post-retirement disabled mortality rates are based on Pub-2010 Teachers Disable Annuitant Table projected forward generationally using mortality improvement scale MP-2020.

For the prior measurement date, post-retirement mortality rates are based on the RP-2014 Annuitant Mortality Tables with 50% of rates through age 69, 70% of rates between ages 70 and 79, 90% of rates between ages 80 and 84, and 100% of rates thereafter, projected forward generationally using mortality improvement scale MP-2016. Pre-retirement mortality rates are based on RP-2014 Employee Mortality Tables, projected forward generationally using mortality improvement scale MP-2016. Post-retirement disabled mortality rates are based on the RP-2014 Disabled Mortality Tables with 90% of rates for males and 100% of rates for females, projected forward generationally using mortality improvement scale MP-2016.

Actuarial assumptions used in the June 30, 2022 valuation are based on the results of an actuarial experience study for the period July 1, 2015 through June 30, 2021. An actuarial experience study is done on a quinquennial basis.

STRS Ohio’s investment consultant develops an estimate range for the investment return assumption based on the target allocation adopted by the Retirement Board. The target allocation and long-term expected rate of return for each major asset class are summarized as follows:

Asset Class	Target Allocation*	Long-Term Expected Real Rate of Return **
Domestic Equity	26.00 %	6.60 %
International Equity	22.00	6.80
Alternatives	19.00	7.38
Fixed Income	22.00	1.75
Real Estate	10.00	5.75
Liquidity Reserves	1.00	1.00
Total	<u>100.00 %</u>	

**GARAWAY LOCAL SCHOOL DISTRICT  
TUSCARAWAS COUNTY, OHIO**

NOTES TO THE BASIC FINANCIAL STATEMENTS  
FOR THE FISCAL YEAR ENDED JUNE 30, 2023

**NOTE 12 - DEFINED BENEFIT PENSION PLANS - (Continued)**

\* Target allocation percentage is effective as of July 1, 2022. Target weights were phased in over a 3-month period concluding on October 1, 2022.

\*\*10-Year annualized geometric nominal returns, which include the real rate of return and inflation of 2.25% and is net of investment expenses. Over a 30-year period, STRS Ohio’s investment consultant indicates that the above target allocations should generate a return above the actuarial rate of return, without net value added by management.

**Discount Rate** - The discount rate used to measure the total pension liability was 7.00% as of June 30, 2022. The projection of cash flows used to determine the discount rate assumes that member and employer contributions will be made at the statutory contribution rates in accordance with the rates described previously. For this purpose, only employer contributions that are intended to fund benefits of current plan members and their beneficiaries are included. Based on those assumptions, STRS Ohio’s fiduciary net position was projected to be available to make all projected future benefit payments to current plan members as of June 30, 2022. Therefore, the long-term expected rate of return on pension plan investments of 7.00% was applied to all periods of projected benefit payments to determine the total pension liability as of June 30, 2022.

**Sensitivity of the District's Proportionate Share of the Net Pension Liability to Changes in the Discount Rate** - The following table represents the net pension liability as of June 30, 2022, calculated using the current period discount rate assumption of 7.00%, as well as what the net pension liability would be if it were calculated using a discount rate that is one percentage point lower (6.00%) or one percentage point higher (8.00%) than the current assumption:

	1% Decrease	Current Discount Rate	1% Increase
District's proportionate share of the net pension liability	\$ 14,064,540	\$ 9,310,343	\$ 5,289,766

**Changes Between Measurement Date and Reporting Date** - STRS approved a one-time 1.00% cost-of-living adjustment to eligible benefit recipients effective July 1, 2023. It is unknown what effect this change will have on the net pension liability.

**THIS SPACE INTENTIONALLY LEFT BLANK**

**GARAWAY LOCAL SCHOOL DISTRICT  
TUSCARAWAS COUNTY, OHIO**

NOTES TO THE BASIC FINANCIAL STATEMENTS  
FOR THE FISCAL YEAR ENDED JUNE 30, 2023

**NOTE 13 - DEFINED BENEFIT OPEB PLANS**

***Net OPEB Liability/Asset***

See Note 12 for a description of the net OPEB liability (asset).

***Plan Description - School Employees Retirement System (SERS)***

Health Care Plan Description - The District contributes to the SERS Health Care Fund, administered by SERS for non-certificated retirees and their beneficiaries. For GASB 75 purposes, this plan is considered a cost-sharing other postemployment benefit (OPEB) plan. SERS' Health Care Plan provides healthcare benefits to eligible individuals receiving retirement, disability, and survivor benefits, and to their eligible dependents. Members who retire after June 1, 1986, need 10 years of service credit, exclusive of most types of purchased credit, to qualify to participate in SERS' health care coverage. In addition to age and service retirees, disability benefit recipients and beneficiaries who are receiving monthly benefits due to the death of a member or retiree, are eligible for SERS' health care coverage. Most retirees and dependents choosing SERS' health care coverage are over the age of 65 and therefore enrolled in a fully insured Medicare Advantage plan; however, SERS maintains a traditional, self-insured preferred provider organization for its non-Medicare retiree population. For both groups, SERS offers a self-insured prescription drug program. Health care is a benefit that is permitted, not mandated, by statute. The financial report of the Plan is included in the SERS Annual Comprehensive Financial Report which can be obtained on SERS' website at [www.ohsers.org](http://www.ohsers.org) under Employers/Audit Resources.

Access to health care for retirees and beneficiaries is permitted in accordance with Section 3309 of the Ohio Revised Code. The Health Care Fund was established and is administered in accordance with Internal Revenue Code Section 105(e). SERS' Retirement Board reserves the right to change or discontinue any health plan or program. Active employee members do not contribute to the Health Care Plan. The SERS Retirement Board established the rules for the premiums paid by the retirees for health care coverage for themselves and their dependents or for their surviving beneficiaries. Premiums vary depending on the plan selected, qualified years of service, Medicare eligibility, and retirement status.

Funding Policy - State statute permits SERS to fund the health care benefits through employer contributions. Each year, after the allocation for statutorily required pensions and benefits, the Retirement Board may allocate the remainder of the employer contribution of 14% of covered payroll to the Health Care Fund in accordance with the funding policy. For the fiscal year ended June 30, 2023, SERS did not allocate any employer contributions to post-employment health care. An additional health care surcharge on employers is collected for employees earning less than an actuarially determined minimum compensation amount, pro-rated if less than a full year of service credit was earned. For fiscal year 2023, this amount was \$25,000. Statutes provide that no employer shall pay a health care surcharge greater than 2% of that employer's SERS-covered payroll; nor may SERS collect in aggregate more than 1.5% of the total statewide SERS-covered payroll for the health care surcharge. For fiscal year 2023, the District's surcharge obligation was \$34,151.

The surcharge added to the allocated portion of the 14% employer contribution rate is the total amount assigned to the Health Care Fund. The District's contractually required contribution to SERS was \$34,151 for fiscal year 2023. Of this amount, \$34,151 is reported as pension and postemployment benefits payable.

***Plan Description - State Teachers Retirement System (STRS)***

Plan Description - The State Teachers Retirement System of Ohio (STRS) administers a cost-sharing Health Plan administered for eligible retirees who participated in the defined benefit or combined pension plans offered by STRS. Ohio law authorizes STRS to offer this plan. Benefits include hospitalization, physicians' fees, prescription drugs and partial reimbursement of monthly Medicare Part B premiums. The Medicare Part B monthly reimbursement elimination date was postponed indefinitely. The Plan is included in the report of STRS which can be obtained by visiting [www.strsoh.org](http://www.strsoh.org) or by calling (888) 227-7877.

**GARAWAY LOCAL SCHOOL DISTRICT  
TUSCARAWAS COUNTY, OHIO**

NOTES TO THE BASIC FINANCIAL STATEMENTS  
FOR THE FISCAL YEAR ENDED JUNE 30, 2023

**NOTE 13 - DEFINED BENEFIT OPEB PLANS - (Continued)**

Funding Policy - Ohio Revised Code Chapter 3307 authorizes STRS to offer the Plan and gives the Retirement Board discretionary authority over how much, if any, of the health care costs will be absorbed by STRS. Active employee members do not contribute to the Health Care Plan. Nearly all health care plan enrollees, for the most recent year, pay a portion of the health care costs in the form of a monthly premium. Under Ohio law, funding for post-employment health care may be deducted from employer contributions, currently 14% of covered payroll. For the fiscal year ended June 30, 2023, STRS did not allocate any employer contributions to post-employment health care.

***OPEB Liabilities/Assets, OPEB Expense, and Deferred Outflows of Resources and Deferred Inflows of Resources Related to OPEB***

The net OPEB liability/asset was measured as of June 30, 2022, and the total OPEB liability/asset used to calculate the net OPEB liability/asset was determined by an actuarial valuation as of that date. The District's proportion of the net OPEB liability/asset was based on the District's share of contributions to the respective retirement systems relative to the contributions of all participating entities.

Following is information related to the proportionate share and OPEB expense:

	<u>SERS</u>	<u>STRS</u>	<u>Total</u>
Proportion of the net OPEB liability/asset prior measurement date	0.050227400%	0.043466283%	
Proportion of the net OPEB liability/asset current measurement date	<u>0.048376600%</u>	<u>0.041881650%</u>	
Change in proportionate share	<u>-0.001850800%</u>	<u>-0.001584633%</u>	
Proportionate share of the net OPEB liability	\$ 679,213	\$ -	\$ 679,213
Proportionate share of the net OPEB asset	\$ -	\$ (1,084,455)	\$ (1,084,455)
OPEB expense	\$ (57,076)	\$ (201,954)	\$ (259,030)

At June 30, 2023, the District reported deferred outflows of resources and deferred inflows of resources related to OPEB from the following sources:

	<u>SERS</u>	<u>STRS</u>	<u>Total</u>
<b>Deferred outflows of resources</b>			
Differences between expected and actual experience	\$ 5,712	\$ 15,724	\$ 21,436
Net difference between projected and actual earnings on OPEB plan investments	3,531	18,877	22,408
Changes of assumptions	108,035	46,194	154,229
Difference between employer contributions and proportionate share of contributions/ change in proportionate share	5,970	1,518	7,488
Contributions subsequent to the measurement date	<u>34,151</u>	<u>-</u>	<u>34,151</u>
Total deferred outflows of resources	<u>\$ 157,399</u>	<u>\$ 82,313</u>	<u>\$ 239,712</u>



**GARAWAY LOCAL SCHOOL DISTRICT  
TUSCARAWAS COUNTY, OHIO**

NOTES TO THE BASIC FINANCIAL STATEMENTS  
FOR THE FISCAL YEAR ENDED JUNE 30, 2023

**NOTE 13 - DEFINED BENEFIT OPEB PLANS - (Continued)**

	<u>SERS</u>	<u>STRS</u>	<u>Total</u>
<b>Deferred inflows of resources</b>			
Differences between expected and actual experience	\$ 434,475	\$ 162,866	\$ 597,341
Changes of assumptions	278,823	768,985	1,047,808
Difference between employer contributions and proportionate share of contributions/ change in proportionate share	<u>78,942</u>	<u>12,734</u>	<u>91,676</u>
Total deferred inflows of resources	<u>\$ 792,240</u>	<u>\$ 944,585</u>	<u>\$ 1,736,825</u>

\$34,151 reported as deferred outflows of resources related to OPEB resulting from District contributions subsequent to the measurement date will be recognized as a reduction of the net OPEB liability/asset in the fiscal year ending June 30, 2024.

Other amounts reported as deferred outflows of resources and deferred inflows of resources related to OPEB will be recognized in OPEB expense as follows:

	<u>SERS</u>	<u>STRS</u>	<u>Total</u>
Fiscal Year Ending June 30:			
2024	\$ (147,283)	\$ (255,258)	\$ (402,541)
2025	(148,059)	(251,038)	(399,097)
2026	(130,654)	(116,292)	(246,946)
2027	(86,498)	(48,462)	(134,960)
2028	(60,344)	(63,216)	(123,560)
Thereafter	<u>(96,154)</u>	<u>(128,006)</u>	<u>(224,160)</u>
Total	<u>\$ (668,992)</u>	<u>\$ (862,272)</u>	<u>\$ (1,531,264)</u>

***Actuarial Assumptions - SERS***

The total OPEB liability is determined by SERS' actuaries in accordance with GASB Statement No. 74, as part of their annual actuarial valuation for each retirement plan. Actuarial valuations of an ongoing plan involve estimates of the value of reported amounts (e.g., salaries, credited service) and assumptions about the probability of occurrence of events far into the future (e.g., mortality, disabilities, retirements, employment terminations). Actuarially determined amounts are subject to continual review and potential modifications, as actual results are compared with past expectations and new estimates are made about the future.

Projections of benefits for financial reporting purposes are based on the substantive plan (the plan as understood by the employers and plan members) and include the types of benefits provided at the time of each valuation and the historical pattern of sharing benefit costs between the employers and plan members to that point. The projection of benefits for financial reporting purposes does not explicitly incorporate the potential effects of legal or contractual funding limitations.

**GARAWAY LOCAL SCHOOL DISTRICT  
TUSCARAWAS COUNTY, OHIO**

NOTES TO THE BASIC FINANCIAL STATEMENTS  
FOR THE FISCAL YEAR ENDED JUNE 30, 2023

**NOTE 13 - DEFINED BENEFIT OPEB PLANS - (Continued)**

Actuarial calculations reflect a long-term perspective. For a newly hired employee, actuarial calculations will take into account the employee's entire career with the employer and also take into consideration the benefits, if any, paid to the employee after termination of employment until the death of the employee and any applicable contingent annuitant. In many cases, actuarial calculations reflect several decades of service with the employer and the payment of benefits after termination.

Key methods and assumptions used in calculating the total OPEB liability in the latest actuarial valuation date of June 30, 2022 are presented below:

Wage inflation:

Current measurement date	2.40%
Prior measurement date	2.40%

Future salary increases, including inflation:

Current measurement date	3.25% to 13.58%
Prior measurement date	3.25% to 13.58%

Investment rate of return:

Current measurement date	7.00% net of investment expense, including inflation
Prior measurement date	7.00% net of investment expense, including inflation

Municipal bond index rate:

Current measurement date	3.69%
Prior measurement date	1.92%

Single equivalent interest rate, net of plan investment expense,  
including price inflation:

Current measurement date	4.08%
Prior measurement date	2.27%

Medical trend assumption:

Current measurement date	7.00 to 4.40%
Prior measurement date	
Medicare	5.125 to 4.400%
Pre-Medicare	6.750 to 4.400%

In 2022, mortality rates were based on the PUB-2010 General Employee Amount Weight Below Median Healthy Retiree mortality table projected to 2017 with ages set forward 1 year and adjusted 94.20% for males and set forward 2 years and adjusted 81.35% for females. Mortality among disabled members were based upon the PUB-2010 General Disabled Retiree mortality table projected to 2017 with ages set forward 5 years and adjusted 103.3% for males and set forward 3 years and adjusted 106.8% for females. Future improvement in mortality rates is reflected by applying the MP-2020 projection scale generationally.

In the prior measurement date, mortality rates were based on the PUB-2010 General Employee Amount Weighted Below Median Healthy Retiree mortality table projected to 2017 with ages set forward 1 year and adjusted 94.20% for males and set forward 2 years and adjusted 81.35% for females. Mortality among disabled members were based upon the PUB-2010 General Disabled Retiree mortality table projected to 2017 with ages set forward 5 years and adjusted 103.3% for males and set forward 3 years and adjusted 106.8% for females. Future improvement in mortality rates is reflected by applying the MP-2020 projection scale generationally.

The most recent experience study was completed for the five-year period ended June 30, 2020.

**GARAWAY LOCAL SCHOOL DISTRICT  
TUSCARAWAS COUNTY, OHIO**

NOTES TO THE BASIC FINANCIAL STATEMENTS  
FOR THE FISCAL YEAR ENDED JUNE 30, 2023

**NOTE 13 - DEFINED BENEFIT OPEB PLANS - (Continued)**

The long-term expected rate of return on plan assets is reviewed as part of the actuarial 5-year experience study. The most recent study covers fiscal years 2016 through 2020, and was adopted by the Board in 2021. Several factors are considered in evaluating the long-term rate of return assumption including long-term historical data, estimates inherent in current market data, and a long-normal distribution analysis in which best-estimate ranges of expected future real rates of return were developed by the investment consultant for each major asset class. These ranges were combined to produce the long-term expected rate of return, 7.00%, by weighting the expected future real rates of return by the target asset allocation percentage and then adding expected inflation. The capital market assumptions developed by the investment consultant are intended for use over a 10-year horizon and may not be useful in setting the long-term rate of return for funding pension plans which covers a longer timeframe. The assumption is intended to be a long-term assumption and is not expected to change absent a significant change in the asset allocation, a change in the inflation assumption, or a fundamental change in the market that alters expected returns in future years.

The target asset allocation and best estimates of arithmetic real rates of return for each major asset class are summarized as follows:

Asset Class	Target Allocation	Long-Term Expected Real Rate of Return
Cash	2.00 %	(0.45) %
US Equity	24.75	5.37
Non-US Equity Developed	13.50	6.22
Non-US Equity Emerging	6.75	8.22
Fixed Income/Global Bonds	19.00	1.20
Private Equity	11.00	10.05
Real Estate/Real Assets	16.00	4.87
Multi-Asset Strategy	4.00	3.39
Private Debt/Private Credit	3.00	5.38
Total	<u>100.00 %</u>	

**Discount Rate** - The discount rate used to measure the total OPEB liability at June 30, 2022, was 4.08%. The discount rate used to measure total OPEB liability prior to June 30, 2022, was 2.27%. The projection of cash flows used to determine the discount rate assumed that contributions will be made from members and the System at the contribution rate of 1.50% of projected covered payroll each year, which includes a 1.50% payroll surcharge and no contributions from the basic benefits plan. Based on these assumptions, the OPEB plan's fiduciary net position was projected to become insufficient to make all projected future benefit payments of current System members by SERS actuaries. The Municipal Bond Index Rate is used in the determination of the SEIR for both the June 30, 2022 and the June 30, 2021 total OPEB liability. The Municipal Bond Index rate is the single rate that will generate a present value of benefit payments equal to the sum of the present value determined by the long-term expected rate of return, and the present value determined by discounting those benefits after the date of depletion. The Municipal Bond Index Rate is 3.69% at June 30, 2022 and 1.92% at June 30, 2021.

**GARAWAY LOCAL SCHOOL DISTRICT  
TUSCARAWAS COUNTY, OHIO**

NOTES TO THE BASIC FINANCIAL STATEMENTS  
FOR THE FISCAL YEAR ENDED JUNE 30, 2023

**NOTE 13 - DEFINED BENEFIT OPEB PLANS - (Continued)**

***Sensitivity of the District's Proportionate Share of the Net OPEB Liability to Changes in the Discount Rate and Changes in the Health Care Cost Trend Rates*** - The net OPEB liability is sensitive to changes in the discount rate and the health care cost trend rate. The following table presents the net OPEB liability, what the net OPEB liability would be if it were calculated using a discount rate that is 1 percentage point lower (3.08%) and higher (5.08%) than the current discount rate (4.08%). Also shown is what the net OPEB liability would be based on health care cost trend rates that are 1 percentage point lower (6.00% decreasing to 3.40%) and higher (8.00% decreasing to 5.40%) than the current rate (7.00% decreasing to 4.40%).

	1% Decrease	Current Discount Rate	1% Increase
District's proportionate share of the net OPEB liability	\$ 843,592	\$ 679,213	\$ 546,513

	1% Decrease	Current Trend Rate	1% Increase
District's proportionate share of the net OPEB liability	\$ 523,795	\$ 679,213	\$ 882,213

***Actuarial Assumptions - STRS***

Key methods and assumptions used in the latest actuarial valuation, reflecting experience study results used in the June 30, 2022 actuarial valuation, compared with June 30, 2021 actuarial valuation, are presented below:

	June 30, 2022		June 30, 2021	
Inflation	2.50%		2.50%	
Projected salary increases	Varies by service from 2.50% to 8.50%		12.50% at age 20 to 2.50% at age 65	
Investment rate of return	7.00%, net of investment expenses, including inflation		7.00%, net of investment expenses, including inflation	
Payroll increases	3.00%		3.00%	
Cost-of-living adjustments (COLA)	0.00%		0.00%	
Discount rate of return	7.00%		7.00%	
Blended discount rate of return	N/A		N/A	
Health care cost trends	Initial	Ultimate	Initial	Ultimate
Medical				
Pre-Medicare	7.50%	3.94%	5.00%	4.00%
Medicare	-68.78%	3.94%	-16.18%	4.00%
Prescription Drug				
Pre-Medicare	9.00%	3.94%	6.50%	4.00%
Medicare	-5.47%	3.94%	29.98%	4.00%

Projections of benefits include the historical pattern of sharing benefit costs between the employers and retired plan members.

**GARAWAY LOCAL SCHOOL DISTRICT  
TUSCARAWAS COUNTY, OHIO**

NOTES TO THE BASIC FINANCIAL STATEMENTS  
FOR THE FISCAL YEAR ENDED JUNE 30, 2023

**NOTE 13 - DEFINED BENEFIT OPEB PLANS - (Continued)**

For the June 30, 2022 actuarial valuation, for healthy retirees the post-retirement mortality rates are based on the Pub-2010 Teachers Healthy Annuitant Mortality Table, adjusted 110% for males, projected forward generationally using mortality improvement scale MP-2020; pre-retirement mortality rates are based on Pub-2010 Teachers Employee Table adjusted 95% for females, projected forward generationally using mortality improvement scale MP-2020. For disabled retirees, mortality rates are based on the Pub-2010 Teachers Disabled Annuitant Table projected forward generationally using mortality improvement scale MP-2020.

For the prior measurement date, for healthy retirees the mortality rates are based on the RP-2014 Annuitant Mortality Tables with 50% of rates through age 69, 70% of rates between ages 70 and 79, 90% of rates between ages 80 and 84, and 100% of rates thereafter, projected forward generationally using mortality improvement scale MP-2016. For disabled retirees, mortality rates are based on the RP-2014 Disabled Mortality Tables with 90% of rates for males and 100% of rates for females, projected forward generationally using mortality improvement scale MP-2016.

Actuarial assumptions used in the June 30, 2022 valuation are based on the results of an actuarial experience study for the period July 1, 2015 through June 30, 2021. An actuarial experience study is done on a quinquennial basis.

**Assumption Changes Since the Prior Measurement Date** - The discount rate remained unchanged at 7.00% for the June 30, 2022 valuation.

**Benefit Term Changes Since the Prior Measurement Date** - Salary increase rates were updated based on the actuarial experience study for the period July 1, 2015 through June 30, 2021 and were changed from age based to service based.

STRS' investment consultant develops an estimate range for the investment return assumption based on the target allocation adopted by the Retirement Board. The target allocation and long-term expected rate of return for each major asset class are summarized as follows:

Asset Class	Target Allocation*	Long-Term Expected Real Rate of Return **
Domestic Equity	26.00 %	6.60 %
International Equity	22.00	6.80
Alternatives	19.00	7.38
Fixed Income	22.00	1.75
Real Estate	10.00	5.75
Liquidity Reserves	1.00	1.00
Total	<u>100.00 %</u>	

\* Target allocation percentage is effective as of July 1, 2022. Target weights were phased in over a 3-month period concluding on October 1, 2022.

\*\*10-Year annualized geometric nominal returns, which include the real rate of return and inflation of 2.25% and is net of investment expenses. Over a 30-year period, STRS Ohio's investment consultant indicates that the above target allocations should generate a return above the actuarial rate of return, without net value added by management.

**Discount Rate** - The discount rate used to measure the total OPEB liability was 7.00% as of June 30, 2022. The projection of cash flows used to determine the discount rate assumed STRS Ohio continues to allocate no employer contributions to the health care fund. Based on those assumptions, the OPEB plan's fiduciary net position was projected to be available to make all projected future benefit payments to current plan members as of June 30, 2022. Therefore, the long-term expected rate of return on health care fund investments of 7.00% was applied to all periods of projected health care costs to determine the total OPEB liability as of June 30, 2022.

**GARAWAY LOCAL SCHOOL DISTRICT  
TUSCARAWAS COUNTY, OHIO**

NOTES TO THE BASIC FINANCIAL STATEMENTS  
FOR THE FISCAL YEAR ENDED JUNE 30, 2023

**NOTE 13 - DEFINED BENEFIT OPEB PLANS - (Continued)**

*Sensitivity of the District's Proportionate Share of the Net OPEB Asset to Changes in the Discount and Health Care Cost Trend Rate* - The following table represents the net OPEB asset as of June 30, 2022, calculated using the current period discount rate assumption of 7.00%, as well as what the net OPEB asset would be if it were calculated using a discount rate that is one percentage point lower (6.00%) or one percentage point higher (8.00%) than the current assumption. Also shown is the net OPEB asset as if it were calculated using health care cost trend rates that are one percentage point lower or one percentage point higher than the current health care cost trend rates.

	1% Decrease	Current Discount Rate	1% Increase
District's proportionate share of the net OPEB asset	\$ 1,004,226	\$ 1,084,455	\$ 1,154,614
	1% Decrease	Current Trend Rate	1% Increase
District's proportionate share of the net OPEB asset	\$ 1,124,844	\$ 1,084,455	\$ 1,033,475

**THIS SPACE INTENTIONALLY LEFT BLANK**

**GARAWAY LOCAL SCHOOL DISTRICT  
TUSCARAWAS COUNTY, OHIO**

NOTES TO THE BASIC FINANCIAL STATEMENTS  
FOR THE FISCAL YEAR ENDED JUNE 30, 2023

**NOTE 14 - BUDGETARY BASIS OF ACCOUNTING**

While reporting financial position, results of operations, and changes in fund balance on the basis of generally accepted accounting principles (GAAP), the budgetary basis as provided by law is based upon accounting for certain transactions on a basis of cash receipts and disbursements.

The statement of revenue, expenditures and changes in fund balance - budget and actual (non-GAAP budgetary basis) presented for the general fund is presented on the budgetary basis to provide a meaningful comparison of actual results with the budget. The major differences between the budget basis and the GAAP basis are that:

- (a) Revenues and other financing sources are recorded when received in cash (budget basis) as opposed to when susceptible to accrual (GAAP basis);
- (b) Expenditures and other financing uses are recorded when paid in cash (budget basis) as opposed to when the liability is incurred (GAAP basis);
- (c) In order to determine compliance with Ohio law, and to reserve that portion of the applicable appropriation, total outstanding encumbrances (budget basis) are recorded as the equivalent of an expenditure, as opposed to assigned or committed fund balance for that portion of outstanding encumbrances not already recognized as an account payable (GAAP basis);
- (d) Advances-in and advances-out are operating transactions (budget basis) as opposed to balance sheet transaction (GAAP basis); and,
- (e) Some funds are included in the general fund (GAAP basis), but have separate legally adopted budgets (budget basis).

The adjustments necessary to convert the results of operations for the year on the budget basis to the GAAP basis for the general fund are as follows:

**Net Change in Fund Balance**

	<u>General fund</u>
Budget basis	\$ 2,542,119
Net adjustment for revenue accruals	(25,698)
Net adjustment for expenditure accruals	(119,838)
Net adjustment for other sources/uses	(70,940)
Funds budgeted elsewhere	4,637
Adjustment for encumbrances	102,536
GAAP basis	<u>\$ 2,432,816</u>

Certain funds that are legally budgeted in separate special revenue funds are considered part of the general fund on a GAAP basis. This includes the public school fund, the unclaimed monies fund, and district teacher and fundraiser funds.

**GARAWAY LOCAL SCHOOL DISTRICT  
TUSCARAWAS COUNTY, OHIO**

NOTES TO THE BASIC FINANCIAL STATEMENTS  
FOR THE FISCAL YEAR ENDED JUNE 30, 2023

**NOTE 15 - CONTINGENCIES**

**A. Grants**

The District receives significant financial assistance from numerous federal, State and local agencies in the form of grants. The disbursement of funds received under these programs generally requires compliance with terms and conditions specified in the grant agreements and are subject to audit by the grantor agencies. Any disallowed claims resulting from such audits could become a liability of the District. However, in the opinion of management, any such disallowed claims will not have a material effect on the financial position of the District.

**B. Litigation**

The District is not party to legal proceedings which, in the opinion of District management, will have a material effect, if any, on the financial condition of the District.

**C. Foundation Funding**

Foundation funding is based on the annualized full-time equivalent (FTE) enrollment of each student. Traditional districts must comply with minimum hours of instruction, instead of a minimum number of school days each year. The funding formula the Ohio Department of Education (ODE) is legislatively required to follow will continue to adjust as enrollment information is updated by the District, which can extend past the fiscal year-end. As of the date of this report, ODE has finalized the impact of enrollment adjustments to the June 30, 2023 Foundation funding. The District had no material Foundation adjustments to report.

**NOTE 16 - SET-ASIDES**

The District is required by State law to annually set-aside certain general fund revenue amounts, as defined by statutory formula, for the acquisition and construction of capital improvements. Amounts not spent by the end of the fiscal year or offset by similarly restricted resources received during the year must be held in cash at fiscal year-end. This amount must be carried forward to be used for the same purpose in future years. Expenditures exceeding the set-aside requirement may not be carried forward to the next fiscal year.

The following cash-basis information describes the change in the fiscal year-end set-aside amount for capital improvements. Disclosure of this information is required by State statute.

	<u>Capital Improvements</u>
Set-aside balance June 30, 2022	\$ -
Current year set-aside requirement	246,749
Current year offsets	<u>(290,773)</u>
Total	<u>\$ (44,024)</u>
Balance carried forward to fiscal year 2024	<u>\$ -</u>
Set-aside balance June 30, 2023	<u>\$ -</u>



**GARAWAY LOCAL SCHOOL DISTRICT  
TUSCARAWAS COUNTY, OHIO**

**NOTES TO THE BASIC FINANCIAL STATEMENTS  
FOR THE FISCAL YEAR ENDED JUNE 30, 2023**

**NOTE 17 - OTHER COMMITMENTS**

The District utilizes encumbrance accounting as part of its budgetary controls. Encumbrances outstanding at year-end may be reported as part of restricted, committed, or assigned classifications of fund balance. At year end, the District's commitments for encumbrances (less amounts included in accounts payable) in the governmental funds were as follows:

<u>Fund Type</u>	<u>Year-End Encumbrances</u>
General fund	\$ 102,536
Nonmajor governmental fund	<u>161,004</u>
Total	<u>\$ 263,540</u>

**NOTE 18 - TAX ABATEMENTS**

The Village of Sugarcreek has entered into two tax abatement agreements with Eagle Machinery & Supply, Inc./Gnomon Properties, LLC. and two tax abatement agreement with Pleasant Valley Teardrop Trailers, LLC. for the abatement of real property taxes. Under these agreements, the businesses agree to bring jobs and economic development into the District in exchange for forgone property tax receipts. Under the agreements, the District's property tax revenues were reduced by \$25,848 during fiscal year 2023. Additionally, Ohio Revised Code Section 5709.82(C)(2) provided for the District to receive compensation for all or a portion of the tax revenue the District would have received had the property not been exempt from taxation. During fiscal year 2023, the District was compensated \$25,848.

**GARAWAY LOCAL SCHOOL DISTRICT  
TUSCARAWAS COUNTY, OHIO**

SCHEDULES OF REQUIRED SUPPLEMENTARY INFORMATION

SCHEDULE OF THE DISTRICT'S PROPORTIONATE SHARE OF  
THE NET PENSION LIABILITY  
SCHOOL EMPLOYEES RETIREMENT SYSTEM (SERS) OF OHIO

LAST TEN FISCAL YEARS

	<u>2023</u>	<u>2022</u>	<u>2021</u>	<u>2020</u>
District's proportion of the net pension liability	0.04743360%	0.04894340%	0.04875070%	0.04909560%
District's proportionate share of the net pension liability	\$ 2,565,578	\$ 1,805,870	\$ 3,224,474	\$ 2,937,476
District's covered payroll	\$ 1,767,814	\$ 1,689,514	\$ 1,634,500	\$ 1,759,015
District's proportionate share of the net pension liability as a percentage of its covered payroll	145.13%	106.89%	197.28%	167.00%
Plan fiduciary net position as a percentage of the total pension liability	75.82%	82.86%	68.55%	70.85%

Amounts presented for each fiscal year were determined as of the District's measurement date which is the prior year-end.

SEE ACCOMPANYING NOTES TO THE REQUIRED SUPPLEMENTARY INFORMATION

<b>2019</b>	<b>2018</b>	<b>2017</b>	<b>2016</b>	<b>2015</b>	<b>2014</b>
0.05069210%	0.04937620%	0.05276530%	0.05147590%	0.04972900%	0.04972900%
\$ 2,903,230	\$ 2,950,119	\$ 3,861,933	\$ 2,937,265	\$ 2,516,756	\$ 2,957,224
\$ 1,667,556	\$ 1,589,893	\$ 1,605,721	\$ 1,549,697	\$ 1,445,022	\$ 1,468,714
174.10%	185.55%	240.51%	189.54%	174.17%	201.35%
71.36%	69.50%	62.98%	69.16%	71.70%	65.52%

**GARAWAY LOCAL SCHOOL DISTRICT  
TUSCARAWAS COUNTY, OHIO**

SCHEDULES OF REQUIRED SUPPLEMENTARY INFORMATION

SCHEDULE OF THE DISTRICT'S PROPORTIONATE SHARE OF  
THE NET PENSION LIABILITY  
STATE TEACHERS RETIREMENT SYSTEM (STRS) OF OHIO

LAST TEN FISCAL YEARS

	<u>2023</u>	<u>2022</u>	<u>2021</u>	<u>2020</u>
District's proportion of the net pension liability	0.04188165%	0.04346628%	0.04365452%	0.04451501%
District's proportionate share of the net pension liability	\$ 9,310,343	\$ 5,557,555	\$ 10,562,841	\$ 9,844,227
District's covered payroll	\$ 5,385,300	\$ 5,429,686	\$ 5,283,879	\$ 5,221,636
District's proportionate share of the net pension liability as a percentage of its covered payroll	172.88%	102.35%	199.91%	188.53%
Plan fiduciary net position as a percentage of the total pension liability	78.88%	87.78%	75.48%	77.40%

Amounts presented for each fiscal year were determined as of the District's measurement date which is the prior year-end.

SEE ACCOMPANYING NOTES TO THE REQUIRED SUPPLEMENTARY INFORMATION

<b>2019</b>	<b>2018</b>	<b>2017</b>	<b>2016</b>	<b>2015</b>	<b>2014</b>
0.04441955%	0.04538106%	0.04543755%	0.04583586%	0.04617105%	0.04617105%
\$ 9,766,862	\$ 10,780,368	\$ 15,209,318	\$ 12,667,691	\$ 11,230,397	\$ 13,377,576
\$ 5,072,300	\$ 5,031,664	\$ 4,764,707	\$ 4,782,207	\$ 4,717,408	\$ 5,064,823
192.55%	214.25%	319.21%	264.89%	238.06%	264.13%
77.31%	75.30%	66.80%	72.10%	74.70%	69.30%

**GARAWAY LOCAL SCHOOL DISTRICT  
TUSCARAWAS COUNTY, OHIO**

SCHEDULES OF REQUIRED SUPPLEMENTARY INFORMATION

SCHEDULE OF DISTRICT PENSION CONTRIBUTIONS  
SCHOOL EMPLOYEES RETIREMENT SYSTEM (SERS) OF OHIO

LAST TEN FISCAL YEARS

	<u>2023</u>	<u>2022</u>	<u>2021</u>	<u>2020</u>
Contractually required contribution	\$ 268,800	\$ 247,494	\$ 236,532	\$ 228,830
Contributions in relation to the contractually required contribution	<u>(268,800)</u>	<u>(247,494)</u>	<u>(236,532)</u>	<u>(228,830)</u>
Contribution deficiency (excess)	<u>\$ -</u>	<u>\$ -</u>	<u>\$ -</u>	<u>\$ -</u>
District's covered payroll	\$ 1,920,000	\$ 1,767,814	\$ 1,689,514	\$ 1,634,500
Contributions as a percentage of covered payroll	14.00%	14.00%	14.00%	14.00%

SEE ACCOMPANYING NOTES TO THE REQUIRED SUPPLEMENTARY INFORMATION

<u>2019</u>	<u>2018</u>	<u>2017</u>	<u>2016</u>	<u>2015</u>	<u>2014</u>
\$ 237,467	\$ 225,120	\$ 222,585	\$ 224,801	\$ 204,250	\$ 200,280
<u>(237,467)</u>	<u>(225,120)</u>	<u>(222,585)</u>	<u>(224,801)</u>	<u>(204,250)</u>	<u>(200,280)</u>
<u>\$ -</u>	<u>\$ -</u>	<u>\$ -</u>	<u>\$ -</u>	<u>\$ -</u>	<u>\$ -</u>
\$ 1,759,015	\$ 1,667,556	\$ 1,589,893	\$ 1,605,721	\$ 1,549,697	\$ 1,445,022
13.50%	13.50%	14.00%	14.00%	13.18%	13.86%

**GARAWAY LOCAL SCHOOL DISTRICT  
TUSCARAWAS COUNTY, OHIO**

SCHEDULES OF REQUIRED SUPPLEMENTARY INFORMATION

SCHEDULE OF DISTRICT PENSION CONTRIBUTIONS  
STATE TEACHERS RETIREMENT SYSTEM (STRS) OF OHIO

LAST TEN FISCAL YEARS

	<u>2023</u>	<u>2022</u>	<u>2021</u>	<u>2020</u>
Contractually required contribution	\$ 814,695	\$ 753,942	\$ 760,156	\$ 739,743
Contributions in relation to the contractually required contribution	<u>(814,695)</u>	<u>(753,942)</u>	<u>(760,156)</u>	<u>(739,743)</u>
Contribution deficiency (excess)	<u>\$ -</u>	<u>\$ -</u>	<u>\$ -</u>	<u>\$ -</u>
District's covered payroll	\$ 5,819,250	\$ 5,385,300	\$ 5,429,686	\$ 5,283,879
Contributions as a percentage of covered payroll	14.00%	14.00%	14.00%	14.00%

SEE ACCOMPANYING NOTES TO THE REQUIRED SUPPLEMENTARY INFORMATION



<u>2019</u>	<u>2018</u>	<u>2017</u>	<u>2016</u>	<u>2015</u>	<u>2014</u>
\$ 731,029	\$ 710,122	\$ 704,433	\$ 667,059	\$ 669,509	\$ 613,263
<u>(731,029)</u>	<u>(710,122)</u>	<u>(704,433)</u>	<u>(667,059)</u>	<u>(669,509)</u>	<u>(613,263)</u>
<u>\$ -</u>	<u>\$ -</u>	<u>\$ -</u>	<u>\$ -</u>	<u>\$ -</u>	<u>\$ -</u>
\$ 5,221,636	\$ 5,072,300	\$ 5,031,664	\$ 4,764,707	\$ 4,782,207	\$ 4,717,408
14.00%	14.00%	14.00%	14.00%	14.00%	13.00%

**GARAWAY LOCAL SCHOOL DISTRICT  
TUSCARAWAS COUNTY, OHIO**

SCHEDULES OF REQUIRED SUPPLEMENTARY INFORMATION

SCHEDULE OF THE DISTRICT'S PROPORTIONATE SHARE OF  
THE NET OPEB LIABILITY  
SCHOOL EMPLOYEES RETIREMENT SYSTEM (SERS) OF OHIO

LAST SEVEN FISCAL YEARS

	<u>2023</u>	<u>2022</u>	<u>2021</u>	<u>2020</u>
District's proportion of the net OPEB liability	0.04837660%	0.05022740%	0.05054830%	0.05017900%
District's proportionate share of the net OPEB liability	\$ 679,213	\$ 950,595	\$ 1,098,580	\$ 1,261,896
District's covered payroll	\$ 1,767,814	\$ 1,689,514	\$ 1,634,500	\$ 1,759,015
District's proportionate share of the net OPEB liability as a percentage of its covered payroll	38.42%	56.26%	67.21%	71.74%
Plan fiduciary net position as a percentage of the total OPEB liability	30.34%	24.08%	18.17%	15.57%

Note: Information prior to 2017 was unavailable. Schedule is intended to show information for 10 years. Additional years will be displayed as they become available.

Amounts presented for each fiscal year were determined as of the District's measurement date which is the prior year-end.

SEE ACCOMPANYING NOTES TO THE REQUIRED SUPPLEMENTARY INFORMATION

	<b>2019</b>	<b>2018</b>	<b>2017</b>
	0.05118880%	0.04992930%	0.05327629%
\$	1,420,116	\$ 1,339,971	\$ 1,518,571
\$	1,667,556	\$ 1,589,893	\$ 1,605,721
	85.16%	84.28%	94.57%
	13.57%	12.46%	11.49%

**GARAWAY LOCAL SCHOOL DISTRICT  
TUSCARAWAS COUNTY, OHIO**

SCHEDULES OF REQUIRED SUPPLEMENTARY INFORMATION

SCHEDULE OF THE DISTRICT'S PROPORTIONATE SHARE OF  
THE NET OPEB LIABILITY/ASSET  
STATE TEACHERS RETIREMENT SYSTEM (STRS) OF OHIO

LAST SEVEN FISCAL YEARS

	<u>2023</u>	<u>2022</u>	<u>2021</u>	<u>2020</u>
District's proportion of the net OPEB liability/asset	0.04188165%	0.04346628%	0.04365452%	0.04451501%
District's proportionate share of the net OPEB liability/(asset)	\$ (1,084,455)	\$ (916,451)	\$ (767,228)	\$ (737,275)
District's covered payroll	\$ 5,385,300	\$ 5,429,686	\$ 5,283,879	\$ 5,221,636
District's proportionate share of the net OPEB liability/asset as a percentage of its covered payroll	20.14%	16.88%	14.52%	14.12%
Plan fiduciary net position as a percentage of the total OPEB liability/asset	230.73%	174.73%	182.10%	174.70%

Note: Information prior to 2017 was unavailable. Schedule is intended to show information for 10 years. Additional years will be displayed as they become available.

Amounts presented for each fiscal year were determined as of the District's measurement date which is the prior year-end.

SEE ACCOMPANYING NOTES TO THE REQUIRED SUPPLEMENTARY INFORMATION

<u>2019</u>	<u>2018</u>	<u>2017</u>
0.04441955%	0.04538106%	0.04543755%
\$ (713,777)	\$ 1,770,602	\$ 2,430,012
\$ 5,072,300	\$ 5,031,664	\$ 4,764,707
14.07%	35.19%	51.00%
176.00%	47.10%	37.30%

**GARAWAY LOCAL SCHOOL DISTRICT  
TUSCARAWAS COUNTY, OHIO**

SCHEDULES OF REQUIRED SUPPLEMENTARY INFORMATION

SCHEDULE OF DISTRICT OPEB CONTRIBUTIONS  
SCHOOL EMPLOYEES RETIREMENT SYSTEM (SERS) OF OHIO

LAST TEN FISCAL YEARS

	<u>2023</u>	<u>2022</u>	<u>2021</u>	<u>2020</u>
Contractually required contribution	\$ 34,151	\$ 30,955	\$ 31,160	\$ 32,283
Contributions in relation to the contractually required contribution	<u>(34,151)</u>	<u>(30,955)</u>	<u>(31,160)</u>	<u>(32,283)</u>
Contribution deficiency (excess)	<u>\$ -</u>	<u>\$ -</u>	<u>\$ -</u>	<u>\$ -</u>
District's covered payroll	\$ 1,920,000	\$ 1,767,814	\$ 1,689,514	\$ 1,634,500
Contributions as a percentage of covered payroll	1.78%	1.75%	1.84%	1.98%

Note: The contributions as a percentage of covered payroll include the surcharge.

SEE ACCOMPANYING NOTES TO THE REQUIRED SUPPLEMENTARY INFORMATION

<u>2019</u>	<u>2018</u>	<u>2017</u>	<u>2016</u>	<u>2015</u>	<u>2014</u>
\$ 38,792	\$ 34,934	\$ 26,398	\$ 25,675	\$ 36,550	\$ 25,924
<u>(38,792)</u>	<u>(34,934)</u>	<u>(26,398)</u>	<u>(25,675)</u>	<u>(36,550)</u>	<u>(25,924)</u>
<u>\$ -</u>	<u>\$ -</u>	<u>\$ -</u>	<u>\$ -</u>	<u>\$ -</u>	<u>\$ -</u>
\$ 1,759,015	\$ 1,667,556	\$ 1,589,893	\$ 1,605,721	\$ 1,549,697	\$ 1,445,022
2.21%	2.09%	1.66%	1.60%	2.36%	1.79%

**GARAWAY LOCAL SCHOOL DISTRICT  
TUSCARAWAS COUNTY, OHIO**

SCHEDULES OF REQUIRED SUPPLEMENTARY INFORMATION

SCHEDULE OF DISTRICT OPEB CONTRIBUTIONS  
STATE TEACHERS RETIREMENT SYSTEM (STRS) OF OHIO

LAST TEN FISCAL YEARS

	<u>2023</u>	<u>2022</u>	<u>2021</u>	<u>2020</u>
Contractually required contribution	\$ -	\$ -	\$ -	\$ -
Contributions in relation to the contractually required contribution	<u>-</u>	<u>-</u>	<u>-</u>	<u>-</u>
Contribution deficiency (excess)	<u>\$ -</u>	<u>\$ -</u>	<u>\$ -</u>	<u>\$ -</u>
District's covered payroll	\$ 5,819,250	\$ 5,385,300	\$ 5,429,686	\$ 5,283,879
Contributions as a percentage of covered payroll	0.00%	0.00%	0.00%	0.00%

SEE ACCOMPANYING NOTES TO THE REQUIRED SUPPLEMENTARY INFORMATION



<u>2019</u>	<u>2018</u>	<u>2017</u>	<u>2016</u>	<u>2015</u>	<u>2014</u>
\$ -	\$ -	\$ -	\$ -	\$ -	\$ 49,914
-	-	-	-	-	(49,914)
<u>\$ -</u>	<u>\$ -</u>	<u>\$ -</u>	<u>\$ -</u>	<u>\$ -</u>	<u>\$ -</u>
\$ 5,221,636	\$ 5,072,300	\$ 5,031,664	\$ 4,764,707	\$ 4,782,207	\$ 4,717,408
0.00%	0.00%	0.00%	0.00%	0.00%	1.00%

**GARAWAY LOCAL SCHOOL DISTRICT  
TUSCARAWAS COUNTY, OHIO**

NOTES TO THE REQUIRED SUPPLEMENTARY INFORMATION  
FOR THE FISCAL YEAR ENDED JUNE 30, 2023

---

PENSION

---

*SCHOOL EMPLOYEES RETIREMENT SYSTEM (SERS) OF OHIO*

*Changes in benefit terms :*

- There were no changes in benefit terms from the amounts reported for fiscal year 2014.
- There were no changes in benefit terms from the amounts reported for fiscal year 2015.
- There were no changes in benefit terms from the amounts reported for fiscal year 2016.
- There were no changes in benefit terms from the amounts reported for fiscal year 2017.
- For fiscal year 2018, SERS changed from a fixed 3% annual increase to a Cost of Living Adjustment (COLA) based on the changes in the Consumer Price Index (CPI-W), with a cap of 2.5% and a floor of 0%.
- For fiscal year 2019, with the authority granted the Board under Senate Bill 8, the Board has enacted a three year COLA delay for future benefit recipients commencing benefits on or after April 1, 2018.
- There were no changes in benefit terms from the amounts previously reported for fiscal year 2020.
- There were no changes in benefit terms from the amounts previously reported for fiscal year 2021.
- For fiscal year 2022, SERS changed from a Cost of Living Adjustment (COLA) of 2.5% to 2.0%.
- There were no changes in benefit terms from the amounts reported for fiscal year 2023.

*Changes in assumptions :*

- There were no changes in methods and assumptions used in the calculation of actuarial determined contributions for fiscal year 2014.
- There were no changes in methods and assumptions used in the calculation of actuarial determined contributions for fiscal year 2015.
- There were no changes in methods and assumptions used in the calculation of actuarial determined contributions for fiscal year 2016.
- For fiscal year 2017, the following changes of assumptions affected the total pension liability since the prior measurement date: (a) the assumed rate of inflation was reduced from 3.25% to 3.00%, (b) payroll growth assumption was reduced from 4.00% to 3.50%, (c) assumed real wage growth was reduced from 0.75% to 0.50%, (d) rates of withdrawal, retirement and disability were updated to reflect recent experience, (e) mortality among active members was updated to RP-2014 Blue Collar Mortality Table with fully generational projection and a five year age set-back for both males and females, (f) mortality among service retired members and beneficiaries was updated to the following RP-2014 Blue Collar Mortality Table with fully generational projection with Scale BB, 120% of male rates and 110% of female rates, (g) mortality among disabled members was updated to RP-2000 Disabled Mortality Table, 90% for male rates and 100% for female rates, set back five years is used for the period after disability retirement and (h) the discount rate was reduced from 7.75% to 7.50%.
- There were no changes in methods and assumptions used in the calculation of actuarial determined contributions for fiscal year 2018.
- There were no changes in methods and assumptions used in the calculation of actuarial determined contributions for fiscal year 2019.
- There were no changes in methods and assumptions used in the calculation of actuarial determined contributions for fiscal year 2020.
- There were no changes in methods and assumptions used in the calculation of actuarial determined contributions for fiscal year 2021.
- For fiscal year 2022, the following changes of assumptions affected the total pension liability since the prior measurement date: (a) wage inflation decreased from 3.00% to 2.40%, (b) future salary increases changed from 3.50%-18.20% to 3.25%-13.58%, (c) investment rate of return decreased from 7.50% to 7.00%, (d) discount rate decreased from 7.50% to 7.00% and (e) mortality tables changed from the RP-2014 Blue Collar mortality table to the PUB-2010 General Employee Amount Weighted Below Median Healthy Retiree mortality table.
- There were no changes in methods and assumptions used in the calculation of actuarial determined contributions for fiscal year 2023.

(Continued)

**GARAWAY LOCAL SCHOOL DISTRICT  
TUSCARAWAS COUNTY, OHIO**

NOTES TO THE REQUIRED SUPPLEMENTARY INFORMATION (CONTINUED)  
FOR THE FISCAL YEAR ENDED JUNE 30, 2023

---

PENSION (CONTINUED)

---

*STATE TEACHERS RETIREMENT SYSTEM (STRS) OF OHIO*

*Changes in benefit terms :*

- There were no changes in benefit terms from the amounts reported for fiscal year 2014.
- There were no changes in benefit terms from the amounts reported for fiscal year 2015.
- There were no changes in benefit terms from the amounts reported for fiscal year 2016.
- There were no changes in benefit terms from the amounts reported for fiscal year 2017.
- For fiscal year 2018, STRS decreased the Cost of Living Adjustment (COLA) to zero.
- There were no changes in benefit terms from amounts previously reported for fiscal year 2019.
- There were no changes in benefit terms from amounts previously reported for fiscal year 2020.
- There were no changes in benefit terms from amounts previously reported for fiscal year 2021.
- There were no changes in benefit terms from amounts previously reported for fiscal year 2022.
- There were no changes in benefit terms from amounts previously reported for fiscal year 2023.

*Changes in assumptions :*

- There were no changes in methods and assumptions used in the calculation of actuarial determined contributions for fiscal year 2014.
- There were no changes in methods and assumptions used in the calculation of actuarial determined contributions for fiscal year 2015.
- There were no changes in methods and assumptions used in the calculation of actuarial determined contributions for fiscal year 2016.
- There were no changes in methods and assumptions used in the calculation of actuarial determined contributions for fiscal year 2017.
- For fiscal year 2018, the following changes of assumption affected the total pension liability since the prior measurement date: (a) the long-term expected rate of return was reduced from 7.75% to 7.45%, (b) the inflation assumption was lowered from 2.75% to 2.50%, (c) the payroll growth assumption was lowered to 3.00%, (d) total salary increases rate was lowered by decreasing the merit component of the individual salary increases, in addition to a decrease of 0.25% due to lower inflation, (e) the healthy and disabled mortality assumptions were updated to the RP-2014 mortality tables with generational improvement scale MP-2016 and (f) rates of retirement, termination and disability were modified to better reflect anticipated future experience.
- There were no changes in methods and assumptions used in the calculation of actuarial determined contributions for fiscal year 2019.
- There were no changes in methods and assumptions used in the calculation of actuarial determined contributions for fiscal year 2020.
- There were no changes in methods and assumptions used in the calculation of actuarial determined contributions for fiscal year 2021.
- For fiscal year 2022, the following changes of assumption affected the total pension liability since the prior measurement date: (a) the long-term expected rate of return was reduced from 7.45% to 7.00% and (b) the discount rate of return was reduced from 7.45% to 7.00%.
- For fiscal year 2023, the following changes of assumption affected the total pension liability since the prior measurement date: (a) the projected salary increases went from 12.50% at age 20 to 2.50% at age 65 to varies by service from 2.50% to 8.50%.

---

OTHER POSTEMPLOYMENT BENEFITS (OPEB)

---

*SCHOOL EMPLOYEES RETIREMENT SYSTEM (SERS) OF OHIO*

*Changes in benefit terms :*

- There were no changes in benefit terms from the amounts reported for fiscal year 2017.
- There were no changes in benefit terms from the amounts reported for fiscal year 2018.
- There were no changes in benefit terms from the amounts reported for fiscal year 2019.
- There were no changes in benefit terms from the amounts reported for fiscal year 2020.
- There were no changes in benefit terms from the amounts reported for fiscal year 2021.
- There were no changes in benefit terms from the amounts reported for fiscal year 2022.
- There were no changes in benefit terms from the amounts reported for fiscal year 2023.

(Continued)

**GARAWAY LOCAL SCHOOL DISTRICT  
TUSCARAWAS COUNTY, OHIO**

NOTES TO THE REQUIRED SUPPLEMENTARY INFORMATION (CONTINUED)  
FOR THE FISCAL YEAR ENDED JUNE 30, 2023

OTHER POSTEMPLOYMENT BENEFITS (OPEB) (CONTINUED)

---

*SCHOOL EMPLOYEES RETIREMENT SYSTEM (SERS) OF OHIO (CONTINUED)*

*Changes in assumptions :*

- For fiscal year 2017, the following changes of assumptions affected the total OPEB liability since the prior measurement date: (a) assumed rate of inflation was reduced from 3.25% to 3.00%, (b) payroll growth assumption was reduced from 4.00% to 3.50%, (c) assumed real wage growth was reduced from 0.75% to 0.50%, (d) rates of withdrawal, retirement, and disability were updated to reflect recent experience, (e) mortality among active members was updated to the following: RP-2014 Blue Collar Mortality Table with fully generational projection and a five-year age set-back for both males and females, (f) mortality among service retired members and beneficiaries was updated to the following: RP-2014 Blue Collar Mortality Table with fully generational projection with Scale BB, 120% of male rates, and 110% of female rates, (g) mortality among disabled members was updated to the following: RP-2000 Disabled Mortality Table, 90% for male rates and 100% for female rates, set back five years is used for the period after disability retirement.
- For fiscal year 2018, the following changes of assumptions affected the total OPEB liability since the prior measurement date: (a) assumed rate of inflation was reduced from 3.25% to 3.00%, (b) payroll growth assumption was reduced from 4.00% to 3.50%, (c) assumed real wage growth was reduced from 0.75% to 0.50%, (d) rates of withdrawal, retirement, and disability were updated to reflect recent experience, (e) mortality among active members was updated to the following: RP-2014 Blue Collar Mortality Table with fully generational projection and a five-year age set-back for both males and females, (f) mortality among service retired members and beneficiaries was updated to the following: RP-2014 Blue Collar Mortality Table with fully generational projection with Scale BB, 120% of male rates, and 110% of female rates, (g) mortality among disabled members was updated to the following: RP-2000 Disabled Mortality Table, 90% for male rates and 100% for female rates, set back five years is used for the period after disability retirement, (h) the municipal bond index rate increased from 2.92% to 3.56% and (i) the single equivalent interest rate, net of plan investment expense, including price inflation increased from 2.98% to 3.63%.
- For fiscal year 2019, the following changes of assumptions affected the total OPEB liability since the prior measurement date: (a) the discount rate increased from 3.63% to 3.70%, (b) the health care cost trend rates for Medicare were changed from a range of 5.50%-5.00% to a range of 5.375%-4.75% and Pre-Medicare were changed from a range of 7.50%-5.00% to a range of 7.25%-4.75%, (c) the municipal bond index rate increased from 3.56% to 3.62% and (d) the single equivalent interest rate, net of plan investment expense, including price inflation increased from 3.63% to 3.70%.
- For fiscal year 2020, the following changes of assumptions affected the total OPEB liability since the prior measurement date: (a) the discount rate decreased from 3.70% to 3.22%, (b) the health care cost trend rates for Medicare were changed from a range of 5.375%-4.75% to a range of 5.25%-4.75% and Pre-Medicare were changed from a range of 7.25%-4.75% to a range of 7.00%-4.75%, (c) the municipal bond index rate decreased from 3.62% to 3.13% and (d) the single equivalent interest rate, net of plan investment expense, including price inflation decreased from 3.70% to 3.22%.
- For fiscal year 2021, the following changes of assumptions affected the total OPEB liability since the prior measurement date: (a) the discount rate decreased from 3.22% to 2.63% and (b) the municipal bond index rate decreased from 3.13% to 2.45%, and (c) the single equivalent interest rate, net of plan investment expense, including price inflation decreased from 3.22% to 2.63%.
- For fiscal year 2022, the following changes of assumptions affected the total OPEB liability since the prior measurement date: (a) wage inflation decreased from 3.00% to 2.40%, (b) future salary increases changed from 3.50%-18.20% to 3.25%-13.58%, (c) investment rate of return decreased from 7.50% to 7.00%, (d) discount rate decreased from 7.50% to 7.00% and (e) mortality tables changed from the RP-2014 Blue Collar mortality table to the PUB-2010 General Employee Amount Weighted Below Median Healthy Retiree mortality table.
- For fiscal year 2023, the following changes of assumptions affected the total OPEB liability since the prior measurement date: (a) municipal bond index rate went from 1.92% to 3.69%, (b) single equivalent interest rate when from 2.27% to 4.08% and (c) medical trend assumptions went from 5.125% to 4.40% Medicare and 6.75% to 4.40% Pre-Medicare to 7.00% to 4.40%.

(Continued)

**GARAWAY LOCAL SCHOOL DISTRICT  
TUSCARAWAS COUNTY, OHIO**

NOTES TO THE REQUIRED SUPPLEMENTARY INFORMATION (CONTINUED)  
FOR THE FISCAL YEAR ENDED JUNE 30, 2023

---

OTHER POSTEMPLOYMENT BENEFITS (OPEB) (CONTINUED)

---

*STATE TEACHERS RETIREMENT SYSTEM (STRS) OF OHIO*

*Changes in benefit terms :*

- There were no changes in benefit terms from the amounts previously reported for fiscal year 2017.
- For fiscal year 2018, STRS reduced the subsidy multiplier for non-Medicare benefit recipients from 2.1% to 1.9% per year of service. Medicare Part B premium reimbursements were discontinued for certain survivors and beneficiaries and all remaining Medicare Part B premium reimbursements will be discontinued beginning January 2019.
- For fiscal year 2019, STRS increased the subsidy multiplier for non-Medicare benefit recipients from 1.9% to 1.944% per year of service effective January 1, 2019. The non-Medicare frozen subsidy base premium was increased January 1, 2019 and all remaining Medicare Part B premium reimbursements will be discontinued beginning January 1, 2020.
- For fiscal year 2020, STRS increased the subsidy percentage from 1.944% to 1.984% effective January 1, 2020. The Medicare subsidy percentages were adjusted effective January 1, 2021 to 2.1% for the Medicare plan. The Medicare Part B monthly reimbursement elimination date was postponed to January 1, 2021.
- For fiscal year 2021, the non-Medicare subsidy percentage was increased effective January 1, 2021 from 1.984% to 2.055% per year of service. The non-Medicare frozen subsidy base premium was increased effective January 1, 2021. The Medicare subsidy percentages were adjusted effective January 1, 2021 to 2.1% for the AMA Medicare plan. The Medicare Part B monthly reimbursement elimination date was postponed indefinitely.
- For fiscal year 2022, the non-Medicare subsidy percentage was increased effective January 1, 2022 from 2.055% to 2.100%. The non-Medicare frozen subsidy base premium was increased effective January 1, 2022. The Medicare Part D subsidy was updated to reflect it is expected to be negative in CY2022. The Part B monthly reimbursement elimination date was postponed indefinitely.
- There were no changes in benefit terms from the amounts previously reported for fiscal year 2023.

*Changes in assumptions :*

- There were no changes in methods and assumptions used in the calculation of actuarial determined contributions for fiscal year 2017.
- For fiscal year 2018, the following changes of assumptions affected the total OPEB liability since the prior measurement date: (a) the discount rate was increased from 3.26% to 4.13% based on the methodology defined under GASB Statement No. 74, Financial Reporting for Postemployment Benefit Plans Other Than Pension Plans (OPEB), (b) the long term expected rate of return was reduced from 7.75% to 7.45%, (c) valuation year per capita health care costs were updated, and the salary scale was modified, (d) the percentage of future retirees electing each option was updated based on current data and the percentage of future disabled retirees and terminated vested participants electing health coverage were decreased and (e) the assumed mortality, disability, retirement, withdrawal and future health care cost trend rates were modified along with the portion of rebated prescription drug costs.
- For fiscal year 2019, the following changes of assumptions affected the total OPEB liability/asset since the prior measurement date: (a) the discount rate was increased from the blended rate of 4.13% to the long-term expected rate of return of 7.45% based on the methodology defined under GASB Statement No. 74, Financial Reporting for Postemployment Benefit Plans Other Than Pension Plans (OPEB) and (b) decrease in health care cost trend rates from 6.00%-11.00% initial; 4.50% ultimate down to Medical Pre-Medicare 6.00% and Medicare 5.00% initial; 4.00% ultimate and Prescription Drug Pre-Medicare 8.00% and Medicare (5.23%) initial; 4.00% ultimate.
- For fiscal year 2020, health care cost trend rates were changed to the following: medical pre-Medicare from 6.00% initial - 4.00% ultimate down to 5.87% initial - 4.00% ultimate; medical Medicare from 5.00% initial - 4.00% ultimate down to 4.93% initial - 4.00% ultimate; prescription drug pre-Medicare from 8.00% initial - 4.00% ultimate down to 7.73% initial - 4.00% ultimate and (5.23%) initial - 4.00% ultimate up to 9.62% initial - 4.00% ultimate.

(Continued)

**GARAWAY LOCAL SCHOOL DISTRICT  
TUSCARAWAS COUNTY, OHIO**

NOTES TO THE REQUIRED SUPPLEMENTARY INFORMATION (CONTINUED)  
FOR THE FISCAL YEAR ENDED JUNE 30, 2023  
(SEE ACCOUNTANT'S COMPILATION REPORT)

---

OTHER POSTEMPLOYMENT BENEFITS (OPEB) (CONTINUED)

---

*STATE TEACHERS RETIREMENT SYSTEM (STRS) OF OHIO (CONTINUED)*

*Changes in assumptions (continued) :*

- For fiscal year 2021, health care cost trend rates were changed to the following: medical pre-Medicare from 5.87% initial - 4.00% ultimate down to 5.00% initial - 4.00% ultimate; medical Medicare from 4.93% initial - 4.00% ultimate down to -6.69% initial - 4.00% ultimate; prescription drug pre-Medicare from 7.73% initial - 4.00% ultimate down to 6.50% initial - 4.00% ultimate; prescription drug Medicare from 9.62% initial - 4.00% ultimate up to 11.87% initial - 4.00% ultimate.
- For fiscal year 2022, the following changes of assumption affected the total OPEB liability since the prior measurement date: (a) the long-term expected rate of return was reduced from 7.45% to 7.00%, (b) the discount rate of return was reduced from 7.45% to 7.00% and (c) health care cost trend rates were changed to the following: medical Medicare from -6.69% initial - 4.00% ultimate down to -16.18% initial - 4.00% ultimate; prescription drug Medicare from 11.87% initial - 4.00% ultimate up to 29.98% initial - 4.00% ultimate.
- For fiscal year 2023, the following changes of assumption affected the total OPEB liability since the prior measurement date: (a) projected salary increase went from 12.50% at age 20 to 2.50% at age 65 to varies by services from 2.50% to 8.50% and (b) health care cost trend rates were changed to the following: Pre-Medicare from 5.00% initial - 4.00% ultimate to 7.50% initial - 3.94% ultimate; medical Medicare from -16.18% initial - 4.00% ultimate to -68.78% initial - 3.94% ultimate; prescription drug Pre-Medicare from 6.50% initial - 4.00% ultimate to 9.00% initial - 3.94% ultimate; Medicare from 29.98% initial - 4.00% ultimate to -5.47% initial - 3.94% ultimate.

GARAWAY LOCAL SCHOOL DISTRICT  
TUSCARAWAS COUNTY

SCHEDULE OF EXPENDITURES OF FEDERAL AWARDS  
FOR THE YEAR ENDED JUNE 30, 2023

FEDERAL GRANTOR <i>Pass Through Grantor</i> Program / Cluster Title	AL Number	Pass Through Entity Identifying Number	Provided Through To Subrecipients	Total Federal Expenditures
<b>U.S. DEPARTMENT OF AGRICULTURE</b>				
<i>Passed Through Ohio Department of Education</i>				
Child Nutrition Cluster:				
Non-Cash Assistance (Food Distribution):				
National School Lunch Program	10.555	N/A		36,511
Total Non-Cash Assistance (Food Distribution)				<u>36,511</u>
Cash Assistance:				
School Breakfast Program	10.553	N/A		56,935
National School Lunch Program	10.555	N/A		210,261
COVID-19 Supply Chain Interruption (NSLP)	10.555	N/A		23,212
Cash Assistance Subtotal				<u>290,408</u>
Total Child Nutrition Cluster				<u>326,919</u>
COVID - 19 State Pandemic Electronic Benefit Transfer (P-EBT)	10.649	N/A		<u>628</u>
Total U.S. Department of Agriculture				<u>327,547</u>
<b>U.S. DEPARTMENT OF EDUCATION</b>				
<i>Passed Through Ohio Department of Education</i>				
Title I Grants to Local Educational Agencies:				
Title I Grants to Local Educational Agencies	84.010	S010A210035		65,754
Title I Grants to Local Educational Agencies		S010A220035		289,048
Title I Expanding Student Opportunities		S010A210035		5,474
Title I Expanding Student Opportunities		S010A220035		5,480
Total Title I Grants to Local Educational Agencies				<u>365,755</u>
Special Education Cluster (IDEA):				
Special Education-Grants to States	84.027	H027A210111		52,078
Special Education-Grants to States		H027A2220111		250,731
COVID-19 ARP Special Education-Grants to States		H027X210111		59,052
Total Special Education Cluster (IDEA)				<u>361,861</u>
Supporting Effective Instruction State Grant:				
Supporting Effective Instruction State Grant	84.367A	S367A210034		7,248
Supporting Effective Instruction State Grant		S367A220034		32,663
Total Supporting Effective Instruction State Grant				<u>39,911</u>
Student Support and Academic Enrichment	84.424A	S424A210036		<u>28,967</u>
Education Stabilization Fund:				
COVID-19 ESSER II (American Rescue Plan Elementary and Secondary School Emergency Relief Plan)	84.425D	S425D210035		431,635
COVID-19 ARP ESSER (American Rescue Plan Elementary and Secondary School Emergency Relief Plan)	84.425U	S425U210035		690,819
COVID-19 ARP Homeless Targeted Support Grant	84.425W	S425W210036		16,500
Total Education Stabilization Fund:				<u>1,138,954</u>
Total U.S. Department of Education				<u>1,935,448</u>
<b>Total Expenditures of Federal Awards</b>				<b><u>\$2,262,995</u></b>

The accompanying notes are an integral part of this Schedule.

**Garaway Local School District  
Tuscarawas County**

*Notes to the Schedule of Expenditure of Federal Awards  
2 CFR 200.510(b)(6)*

*For the Fiscal Year Ended June 30, 2023*

**NOTE A – BASIS OF PRESENTATION**

The accompanying Schedule of Expenditures of Federal Awards (the Schedule) includes the federal award activity of Garaway Local School District (the District's) under programs of the federal government for the year ended June 30, 2023. The information on this Schedule is prepared in accordance with the requirements of Title 2 U.S. *Code of Federal Regulations* Part 200, *Uniform Administrative Requirements, Cost Principles, and Audit Requirements for Federal Awards* (Uniform Guidance). Because the Schedule presents only a selected portion of the operations of the District, it is not intended to and does not present the financial position or changes in the net position of the District.

**NOTE B – SUMMARY OF SIGNIFICANT ACCOUNTING POLICIES**

Expenditures reported on the Schedule are reported on the cash basis of accounting. Such expenditures are recognized following the cost principles contained in the Uniform Guidance wherein certain types of expenditures may or may not be allowable or may be limited as to reimbursement.

**NOTE C – INDIRECT COST RATE**

The District has elected not to use the 10-percent de minimis indirect cost rate as allowed under the Uniform Guidance.

**NOTE D – Education Stabilization Fund**

The District commingles cash receipts from the U.S. Department of Education with similar State grants. When reporting expenditures on this Schedule, the District assumes it expends federal monies first.

**NOTE E – FOOD DONATION PROGRAM**

The District reports commodities consumed on the Schedule at the fair value. The District allocated donated food commodities to the respective program that benefitted from using those donated food commodities.





**INDEPENDENT AUDITOR'S REPORT ON INTERNAL CONTROL OVER  
FINANCIAL REPORTING AND ON COMPLIANCE AND OTHER MATTERS  
REQUIRED BY GOVERNMENT AUDITING STANDARDS**

Garaway Local School District  
Tuscarawas County  
146 Dover Rd NW  
Sugarcreek, Ohio 44681

To the Board of Education:

We have audited, in accordance with the auditing standards generally accepted in the United States of America and the standards applicable to financial audits contained in *Government Auditing Standards* issued by the Comptroller General of the United States (*Government Auditing Standards*), the financial statements of the governmental activities, each major fund, and the aggregate remaining fund information of the Garaway Local School District, Tuscarawas County, (the District) as of and for the year ended June 30, 2023, and the related notes to the financial statements, which collectively comprise the District's basic financial statements and have issued our report thereon dated December 26, 2023.

***Report on Internal Control Over Financial Reporting***

In planning and performing our audit of the financial statements, we considered the District's internal control over financial reporting (internal control) as a basis for designing audit procedures that are appropriate in the circumstances for the purpose of expressing our opinions on the financial statements, but not for the purpose of expressing an opinion on the effectiveness of the District's internal control. Accordingly, we do not express an opinion on the effectiveness of the District's internal control.

A *deficiency in internal control* exists when the design or operation of a control does not allow management or employees, in the normal course of performing their assigned functions, to prevent or detect and correct misstatements on a timely basis. A *material weakness* is a deficiency, or a combination of deficiencies, in internal control, such that there is a reasonable possibility that a material misstatement of the District's financial statements will not be prevented or detected and corrected on a timely basis. A *significant deficiency* is a deficiency, or a combination of deficiencies, in internal control that is less severe than a material weakness yet important enough to merit attention by those charged with governance.

Our consideration of internal control was for the limited purpose described in the first paragraph of this section and was not designed to identify all deficiencies in internal control that might be material weaknesses or significant deficiencies. Given these limitations, during our audit, we did not identify any deficiencies in internal control that we consider to be material weaknesses. However, material weaknesses or significant deficiencies may exist that were not identified.

***Report on Compliance and Other Matters***

As part of obtaining reasonable assurance about whether the District's financial statements are free from material misstatement, we performed tests of its compliance with certain provisions of laws, regulations, contracts, and grant agreements, noncompliance with which could have a direct and material effect on the financial statements. However, providing an opinion on compliance with those provisions was not an objective of our audit and accordingly, we do not express such an opinion. The results of our tests disclosed no instances of noncompliance or other matters that are required to be reported under *Government Auditing Standards*.

***Purpose of This Report***

The purpose of this report is solely to describe the scope of our testing of internal control and compliance and the results of that testing, and not to provide an opinion on the effectiveness of the District's internal control or on compliance. This report is an integral part of an audit performed in accordance with *Government Auditing Standards* in considering the District's internal control and compliance. Accordingly, this communication is not suitable for any other purpose.

*BHM CPA Group*

BHM CPA Group Inc.  
Piketon, Ohio  
December 26, 2023



**INDEPENDENT AUDITOR'S REPORT ON COMPLIANCE WITH REQUIREMENTS  
APPLICABLE TO THE MAJOR FEDERAL PROGRAM AND ON INTERNAL CONTROL OVER  
COMPLIANCE REQUIRED BY THE UNIFORM GUIDANCE**

Garaway Local School District  
Tuscarawas County  
146 Dover Rd NW  
Sugarcreek, Ohio 44681

To the Board of Education:

**Report on Compliance for the Major Federal Program**

***Opinion on the Major Federal Program***

We have audited Garaway Local School District's (the District) compliance with the types of compliance requirements identified as subject to audit in the U.S. Office of Management and Budget (OMB) *Compliance Supplement* that could have a direct and material effect on Garaway Local School District's major federal program for the year ended June 30, 2023. Garaway Local School District's major federal program is identified in the *Summary of Auditor's Results* section of the accompanying schedule of findings.

In our opinion, Garaway Local School District complied, in all material respects, with the compliance requirements referred to above that could have a direct and material effect on its major federal program for the year ended June 30, 2023.

***Basis for Opinion on the Major Federal Program***

We conducted our audit of compliance in accordance with auditing standards generally accepted in the United States of America (GAAS); the standards applicable to financial audits contained in *Government Auditing Standards* issued by the Comptroller General of the United States (*Government Auditing Standards*); and the audit requirements of Title 2 U.S. *Code of Federal Regulations* Part 200, *Uniform Administrative Requirements, Cost Principles, and Audit Requirements for Federal Awards* (Uniform Guidance). Our responsibilities under those standards and the Uniform Guidance are further described in the *Auditor's Responsibilities for the Audit of Compliance* section of our report.

We are required to be independent of the District and to meet our other ethical responsibilities, in accordance with relevant ethical requirements relating to our audit. We believe that the audit evidence we have obtained is sufficient and appropriate to provide a basis for our opinion on compliance for the major federal program. Our audit does not provide a legal determination of the District's compliance with the compliance requirements referred to above.

### ***Responsibilities of Management for Compliance***

The District's Management is responsible for compliance with the requirements referred to above and for the design, implementation, and maintenance of effective internal control over compliance with the requirements of laws, statutes, regulations, rules, and provisions of contracts or grant agreements applicable to the District's federal programs.

### ***Auditor's Responsibilities for the Audit of Compliance***

Our objectives are to obtain reasonable assurance about whether material noncompliance with the compliance requirements referred to above occurred, whether due to fraud or error, and express an opinion on the District's compliance based on our audit. Reasonable assurance is a high level of assurance but is not absolute assurance and therefore is not a guarantee that an audit conducted in accordance with GAAS, *Government Auditing Standards*, and the Uniform Guidance will always detect material noncompliance when it exists. The risk of not detecting material noncompliance resulting from fraud is higher than for that resulting from error, as fraud may involve collusion, forgery, intentional omissions, misrepresentations, or the override of internal control. Noncompliance with the compliance requirements referred to above is considered material if there is a substantial likelihood that, individually or in the aggregate, it would influence the judgment made by a reasonable user of the report on compliance about the District's compliance with the requirements of the major federal program as a whole.

In performing an audit in accordance with GAAS, *Government Auditing Standards*, and the Uniform Guidance, we:

- exercise professional judgment and maintain professional skepticism throughout the audit.
- identify and assess the risks of material noncompliance, whether due to fraud or error, and design and perform audit procedures responsive to those risks. Such procedures include examining, on a test basis, evidence regarding the District's compliance with the compliance requirements referred to above and performing such other procedures as we considered necessary in the circumstances.
- obtain an understanding of the District's internal control over compliance relevant to the audit in order to design audit procedures that are appropriate in the circumstances and to test and report on internal control over compliance in accordance with the Uniform Guidance, but not for the purpose of expressing an opinion on the effectiveness of the District's internal control over compliance. Accordingly, no such opinion is expressed.

We are required to communicate with those charged with governance regarding, among other matters, the planned scope and timing of the audit and any significant deficiencies and material weaknesses in internal control over compliance that we identified during the audit.

### **Report on Internal Control Over Compliance**

*A deficiency in internal control over compliance* exists when the design or operation of a control over compliance does not allow management or employees, in the normal course of performing their assigned functions, to prevent, or detect and correct, noncompliance with a type of compliance requirement of a federal program on a timely basis. *A material weakness in internal control over compliance* is a deficiency, or combination of deficiencies, in internal control over compliance, such that there is a reasonable possibility that material noncompliance with a type of compliance requirement of a federal program will not be prevented, or detected and corrected, on a timely basis. *A significant deficiency in internal control over compliance* is a deficiency, or a combination of deficiencies, in internal control over compliance with a type of compliance requirement of a federal program that is less severe than a material weakness in internal control over compliance, yet important enough to merit attention by those charged with governance.

Our consideration of internal control over compliance was for the limited purpose described in the *Auditor's Responsibilities for the Audit of Compliance* section above and was not designed to identify all deficiencies in internal control over compliance that might be material weaknesses or significant deficiencies in internal control over compliance. Given these limitations, during our audit we did not identify any deficiencies in internal control over compliance that we consider to be material weaknesses, as defined above. However, material weaknesses or significant deficiencies in internal control over compliance may exist that were not identified.

Our audit was not designed for the purpose of expressing an opinion on the effectiveness of internal control over compliance. Accordingly, no such opinion is expressed.

The purpose of this report on internal control over compliance is solely to describe the scope of our testing of internal control over compliance and the results of this testing based on the requirements of the Uniform Guidance. Accordingly, this report is not suitable for any other purpose.

A handwritten signature in black ink that reads "BHM CPA Group". The letters are cursive and somewhat stylized.

BHM CPA Group Inc.  
Piketon, Ohio  
December 26, 2023

**Garaway Local School District**  
**Tuscarawas County**  
Schedule of Findings  
2 CFR § 200.515  
June 30, 2023

**1. SUMMARY OF AUDITOR'S RESULTS**

(d)(1)(i)	Type of Financial Statement Opinion	Unmodified
(d)(1)(ii)	Were there any material control weaknesses reported at the financial statement level (GAGAS)?	No
(d)(1)(ii)	Were there any other significant deficiencies in internal control reported at the financial statement level (GAGAS)?	No
(d)(1)(iii)	Was there any reported material noncompliance at the financial statement level (GAGAS)?	No
(d)(1)(iv)	Were there any material internal control weaknesses reported for major federal programs?	No
(d)(1)(iv)	Were there any other significant deficiencies in internal control reported for major federal programs?	No
(d)(1)(v)	Type of Major Program's Compliance Opinion	Unmodified
(d)(1)(vi)	Are there any reportable findings under 2CFR § 200.515(a)?	No
(d)(1)(vii)	Major Programs (list):	Education Stabilization Fund (ALN 84.425D, 84.425U & 84.425W)
(d)(1)(viii)	Dollar Threshold: Type A\B Programs	Type A: > \$750,000 Type B: all others
(d)(1)(ix)	Low Risk Auditee?	Yes

**Garaway Local School District**  
**Tuscarawas County**  
Schedule of Findings  
*2 CFR § 200.515*  
June 30, 2023

**2. FINDINGS RELATED TO THE FINANCIAL STATEMENTS  
REQUIRED TO BE REPORTED IN ACCORDANCE WITH GAGAS**

**None**

**3. FINDINGS FOR FEDERAL AWARDS AND QUESTIONED COSTS**

**None**

**This page intentionally left blank.**



# OHIO AUDITOR OF STATE KEITH FABER



**GARAWAY LOCAL SCHOOL DISTRICT**

**TUSCARAWAS COUNTY**

**AUDITOR OF STATE OF OHIO CERTIFICATION**

This is a true and correct copy of the report, which is required to be filed pursuant to Section 117.26, Revised Code, and which is filed in the Office of the Ohio Auditor of State in Columbus, Ohio.



**Certified for Release 1/25/2024**

88 East Broad Street, Columbus, Ohio 43215  
Phone: 614-466-4514 or 800-282-0370

This report is a matter of public record and is available online at  
[www.ohioauditor.gov](http://www.ohioauditor.gov)