



OHIO AUDITOR OF STATE
KEITH FABER



**NORTH CANTON CITY SCHOOL DISTRICT
STARK COUNTY
JUNE 30, 2023**

TABLE OF CONTENTS

TITLE	PAGE
Independent Auditor's Report	1
Prepared by Management:	
Management's Discussion and Analysis	5
Basic Financial Statements:	
Government-wide Financial Statements:	
Statement of Net Position	17
Statement of Activities.....	18
Fund Financial Statements:	
Balance Sheet	
Governmental Funds.....	19
Reconciliation of Total Governmental Fund Balances to Net Position of Governmental Activities	20
Statement of Revenues, Expenditures and Changes in Fund Balance Governmental Funds.....	21
Reconciliation of the Statement of Revenues, Expenditures and Changes in Fund Balances of Governmental Funds to the Statement of Activities.....	22
Statement of Revenues, Expenditures and Changes in Fund Balance - Budget (Non-GAAP Basis) and Actual General Fund.....	23
Notes to the Basic Financial Statements.....	25
Required Supplementary Information:	
Schedule of the District's Proportionate Share of the Net Pension Liability	
School Employees Retirement System (SERS) of Ohio.....	70
State Teachers Retirement System (STRS) of Ohio	72
Schedule of the District Pension Contributions	
School Employees Retirement System (SERS) of Ohio.....	74
State Teachers Retirement System (STRS) of Ohio	76
Schedule of the District's Proportionate Share of the Net OPEB Liability/Assets	
School Employees Retirement System (SERS) of Ohio.....	78
State Teachers Retirement System (STRS) of Ohio	80
Schedule of the District OPEB Contributions	
School Employees Retirement System (SERS) of Ohio.....	82
State Teachers Retirement System (STRS) of Ohio	84
Notes to the Required Supplementary Information.....	86

**NORTH CANTON CITY SCHOOL DISTRICT
STARK COUNTY
JUNE 30, 2023**

**TABLE OF CONTENTS
(Continued)**

TITLE	PAGE
Schedule of Expenditures of Federal Awards	91
Notes to the Schedule of Expenditures of Federal Awards	92
Independent Auditor's Report on Internal Control Over Financial Reporting and on Compliance and Other Matters Required by <i>Government Auditing Standards</i>	93
Independent Auditor's Report on Compliance with Requirements Applicable to the Major Federal Program and on Internal Control Over Compliance Required by the Uniform Guidance	95
Schedule of Findings.....	99

OHIO AUDITOR OF STATE KEITH FABER



88 East Broad Street
Columbus, Ohio 43215
ContactUs@ohioauditor.gov
(800) 282-0370

INDEPENDENT AUDITOR'S REPORT

North Canton City School District
Stark County
525 7th Street NE
North Canton, Ohio 44720

To the Board of Education:

Report on the Audit of the Financial Statements

Opinions

We have audited the financial statements of the governmental activities, each major fund, and the aggregate remaining fund information of the North Canton City School District, Stark County, Ohio (District), as of and for the year ended June 30, 2023, and the related notes to the financial statements, which collectively comprise the District's basic financial statements as listed in the table of contents.

In our opinion, the accompanying financial statements referred to above present fairly, in all material respects, the respective financial position of the governmental activities, each major fund, and the aggregate remaining fund information of the North Canton City School District, Stark County, Ohio as of June 30, 2023, and the respective changes in financial position thereof and the budgetary comparison for the General Fund for the year then ended in accordance with the accounting principles generally accepted in the United States of America.

Basis for Opinions

We conducted our audit in accordance with auditing standards generally accepted in the United States of America (GAAS) and the standards applicable to financial audits contained in *Government Auditing Standards*, issued by the Comptroller General of the United States. Our responsibilities under those standards are further described in the *Auditor's Responsibilities for the Audit of the Financial Statements* section of our report. We are required to be independent of the District, and to meet our other ethical responsibilities, in accordance with the relevant ethical requirements relating to our audit. We believe that the audit evidence we have obtained is sufficient and appropriate to provide a basis for our audit opinions.

Emphasis of Matter

As discussed in Note 3A to the financial statements, during 2023, the District adopted new accounting guidance in Governmental Accounting Standards Board (GASB) Statement No. 96, *Subscription Based Information Technology Arrangements*. Our opinion is not modified with respect to this matter.

Responsibilities of Management for the Financial Statements

Management is responsible for the preparation and fair presentation of the financial statements in accordance with accounting principles generally accepted in the United States of America, and for the design, implementation, and maintenance of internal control relevant to the preparation and fair presentation of financial statements that are free from material misstatement, whether due to fraud or error.

In preparing the financial statements, management is required to evaluate whether there are conditions or events, considered in the aggregate, that raise substantial doubt about the District's ability to continue as a going concern for twelve months beyond the financial statement date, including any currently known information that may raise substantial doubt shortly thereafter.

Auditor's Responsibilities for the Audit of the Financial Statements

Our objectives are to obtain reasonable assurance about whether the financial statements as a whole are free from material misstatement, whether due to fraud or error, and to issue an auditor's report that includes our opinions. Reasonable assurance is a high level of assurance but is not absolute assurance and therefore is not a guarantee that an audit conducted in accordance with GAAS and *Government Auditing Standards* will always detect a material misstatement when it exists. The risk of not detecting a material misstatement resulting from fraud is higher than for one resulting from error, as fraud may involve collusion, forgery, intentional omissions, misrepresentations, or the override of internal control. Misstatements are considered material if there is a substantial likelihood that, individually or in the aggregate, they would influence the judgment made by a reasonable user based on the financial statements.

In performing an audit in accordance with GAAS and *Government Auditing Standards*, we

- exercise professional judgment and maintain professional skepticism throughout the audit.
- identify and assess the risks of material misstatement of the financial statements, whether due to fraud or error, and design and perform audit procedures responsive to those risks. Such procedures include examining, on a test basis, evidence regarding the amounts and disclosures in the financial statements.
- obtain an understanding of internal control relevant to the audit in order to design audit procedures that are appropriate in the circumstances, but not for the purpose of expressing an opinion on the effectiveness of the District's internal control. Accordingly, no such opinion is expressed.
- evaluate the appropriateness of accounting policies used and the reasonableness of significant accounting estimates made by management, as well as evaluate the overall presentation of the financial statements.
- conclude whether, in our judgment, there are conditions or events, considered in the aggregate, that raise substantial doubt about the District's ability to continue as a going concern for a reasonable period of time.

We are required to communicate with those charged with governance regarding, among other matters, the planned scope and timing of the audit, significant audit findings, and certain internal control-related matters that we identified during the audit.

Required Supplementary Information

Accounting principles generally accepted in the United States of America require that the management's discussion and analysis, and schedules of net pension and other post-employment benefit liabilities and pension and other post-employment benefit contributions be presented to supplement the basic financial statements. Such information is the responsibility of management and, although not a part of the basic financial statements, is required by the Governmental Accounting Standards Board who considers it to be an essential part of financial reporting for placing the basic financial statements in an appropriate operational, economic, or historical context. We have applied certain limited procedures to the required supplementary information in accordance with auditing standards generally accepted in the United States of America, which consisted of inquiries of management about the methods of preparing the information and comparing the information for consistency with management's responses to our inquiries, the basic financial statements, and other knowledge we obtained during our audit of the basic financial statements. We do not express an opinion or provide any assurance on the information because the limited procedures do not provide us with sufficient evidence to express an opinion or provide any assurance.

Supplementary information

Our audit was conducted for the purpose of forming opinions on the financial statements that collectively comprise the District's basic financial statements. The Schedule of Expenditures of Federal Awards as required by Title 2 U.S. Code of Federal Regulations (CFR) Part 200, Uniform Administrative Requirements, Cost Principles, and Audit Requirements for Federal Awards is presented for purposes of additional analysis and is not a required part of the basic financial statements.

Such information is the responsibility of management and was derived from and relates directly to the underlying accounting and other records used to prepare the basic financial statements. The information has been subjected to the auditing procedures applied in the audit of the basic financial statements and certain additional procedures, including comparing and reconciling such information directly to the underlying accounting and other records used to prepare the basic financial statements or to the basic financial statements themselves, and other additional procedures in accordance with auditing standards generally accepted in the United States of America. In our opinion, the Schedule of Expenditures of Federal Awards is fairly stated, in all material respects, in relation to the basic financial statements as a whole.

Other Reporting Required by Government Auditing Standards

In accordance with *Government Auditing Standards*, we have also issued our report dated March 20, 2024, on our consideration of the District's internal control over financial reporting and our tests of its compliance with certain provisions of laws, regulations, contracts and grant agreements and other matters. The purpose of that report is solely to describe the scope of our testing of internal control over financial reporting and compliance and the results of that testing, and not to provide an opinion on the effectiveness of the District's internal control over financial reporting or on compliance. That report is an integral part of an audit performed in accordance with *Government Auditing Standards* in considering the District's internal control over financial reporting and compliance.



Keith Faber
Auditor of State
Columbus, Ohio

March 20, 2024

This page intentionally left blank.

**NORTH CANTON CITY SCHOOL DISTRICT
STARK COUNTY, OHIO**

MANAGEMENT'S DISCUSSION AND ANALYSIS
FOR THE FISCAL YEAR ENDED JUNE 30, 2023
(UNAUDITED)

The Management's Discussion and Analysis of the North Canton City School District's (the "District") financial performance provides an overall review of the District's financial activities for the fiscal year ended June 30, 2023. The intent of this discussion and analysis is to look at the District's financial performance as a whole; readers should also review the basic financial statements and the notes to the basic financial statements to enhance their understanding of the District's financial performance.

Financial Highlights

Key financial highlights for fiscal year 2023 are as follows:

- In total, net position of governmental activities increased \$4,217,814 which represents a 47.01% increase from June 30, 2022's net position.
- General revenues accounted for \$56,275,374 in revenue or 81.42% of all revenues. Program specific revenues in the form of charges for services and sales, operating grants and contributions and capital grants and contributions accounted for \$12,838,720 or 18.58% of total revenues of \$69,114,094.
- The District had \$64,896,280 in expenses related to governmental activities; only \$12,838,720 of these expenses were offset by program specific charges for services and sales, operating grants and contributions and capital grants and contributions. General revenues supporting governmental activities (primarily taxes and unrestricted grants and entitlements) of \$56,275,374 were adequate to provide for these programs.
- The District's major governmental funds are the general fund and the building fund. The general fund had \$54,269,614 in revenues and \$54,329,687 in expenditures and other financing uses. During fiscal year 2023, the general fund's fund balance decreased \$40,966 from \$22,765,320 to \$22,724,354.
- The building fund had \$928,800 in revenues and other financing sources and \$45,838,714 in expenditures. During fiscal year 2023, the building's fund balance decreased \$44,909,914 from \$49,489,253 to \$5,079,339.

Using the Basic Financial Statements

This annual report consists of a series of financial statements and notes to those statements. These statements are organized so the reader can understand the District as a financial whole, an entire operating entity. The statements then proceed to provide an increasingly detailed look at specific financial activities.

The *Statement of Net Position* and *Statement of Activities* provide information about the activities of the whole District, presenting both an aggregate view of the District's finances and a longer-term view of those finances. Fund financial statements provide the next level of detail. For governmental funds, these statements tell how services were financed in the short-term as well as what remains for future spending. The fund financial statements also look at the District's most significant funds with all other nonmajor funds presented in total in one column. In the case of the District, the general fund and the building fund by far are the most significant funds and are the only governmental funds reported as major funds.

Reporting the District as a Whole

Statement of Net Position and the Statement of Activities

While this document contains the large number of funds used by the District to provide programs and activities, the view of the District as a whole looks at all financial transactions and asks the question, "How did we do financially during fiscal year 2023?" The Statement of Net Position and the Statement of Activities answer this question. These statements include *all assets, deferred outflows of resources, liabilities, deferred inflows of resources, revenues and expenses* using the *accrual basis of accounting* similar to the accounting used by most private-sector companies. This basis of accounting will take into account all of the current year's revenues and expenses regardless of when cash is received or paid.

**NORTH CANTON CITY SCHOOL DISTRICT
STARK COUNTY, OHIO**

MANAGEMENT'S DISCUSSION AND ANALYSIS
FOR THE FISCAL YEAR ENDED JUNE 30, 2023
(UNAUDITED)

These two statements report the District's *net position* and changes in that net position. This change in net position is important because it tells the reader that, for the District as a whole, the *financial position* of the District has improved or diminished. The causes of this change may be the result of many factors, some financial, some not. Non-financial factors include the District's property tax base, current property tax laws in Ohio restricting revenue growth, facility conditions, required educational programs and other factors.

In the Statement of Net Position and the Statement of Activities, the governmental activities include the District's programs and services, including instruction, support services, operation of non-instructional services and extracurricular activities.

The District's Statement of Net Position and Statement of Activities can be found on pages 17-18 of this report.

Reporting the District's Most Significant Funds

Fund Financial Statements

The analysis of the District's major governmental funds begins on page 13. Fund financial reports provide detailed information about the District's major funds. The District uses many funds to account for a multitude of financial transactions. However, these fund financial statements focus on the District's most significant funds. The District's major governmental funds are the general fund and building fund.

Governmental Funds

Most of the District's activities are reported in governmental funds, which focus on how money flows into and out of those funds and the balances left at year-end available for spending in future periods. These funds are reported using an accounting method called *modified accrual* accounting, which measures cash and all other *financial assets* that can readily be converted to cash. The governmental fund financial statements provide a detailed *short-term* view of the District's general government operations and the basic services it provides. Governmental fund information helps you determine whether there are more or fewer financial resources that can be spent in the near future to finance educational programs. The relationship (or differences) between governmental *activities* (reported in the Statement of Net Position and the Statement of Activities) and governmental *funds* is reconciled in the basic financial statements. The basic governmental fund financial statements can be found on pages 19-23 of this report.

Notes to the Basic Financial Statements

The notes provide additional information that is essential to a full understanding of the data provided in the government-wide and fund financial statements. These notes to the basic financial statements can be found on pages 25-68 of this report.

Required Supplementary Information

In addition to the basic financial statements and accompanying notes, this report also presents certain required supplementary information concerning the District's net pension liability and net OPEB liability/asset. The required supplementary information can be found on pages 70-90 of this report.

**NORTH CANTON CITY SCHOOL DISTRICT
STARK COUNTY, OHIO**

MANAGEMENT'S DISCUSSION AND ANALYSIS
FOR THE FISCAL YEAR ENDED JUNE 30, 2023
(UNAUDITED)

The District as a Whole

The Statement of Net Position provides the perspective of the District as a whole.

The table below provides a summary of the District's net position at June 30, 2023 and June 30, 2022. Amounts at June 30, 2022 have been restated as described in Note 3.A.

	Net Position	
	Governmental Activities	Restated Governmental Activities
	<u>2023</u>	<u>2022</u>
<u>Assets</u>		
Current and other assets	\$ 96,599,808	\$ 130,976,223
Net OPEB asset	4,886,860	3,894,634
Capital assets, net	<u>89,233,329</u>	<u>39,230,047</u>
Total assets	<u>190,719,997</u>	<u>174,100,904</u>
<u>Deferred Outflows of Resources</u>		
Pension	13,181,144	12,442,739
OPEB	<u>1,140,757</u>	<u>1,359,225</u>
Total deferred outflows of resources	<u>14,321,901</u>	<u>13,801,964</u>
<u>Liabilities</u>		
Current liabilities	19,686,488	10,936,905
Long-term liabilities:		
Due within one year	1,814,656	2,787,187
Due in more than one year:		
Net pension liability	52,500,454	31,022,211
Net OPEB liability	2,801,388	3,913,846
Other amounts	<u>66,402,346</u>	<u>61,608,961</u>
Total liabilities	<u>143,205,332</u>	<u>110,269,110</u>
<u>Deferred Inflows of Resources</u>		
Property taxes levied for next year	36,343,068	36,811,254
Pension	4,745,553	24,812,710
OPEB	<u>7,558,647</u>	<u>7,038,310</u>
Total deferred inflows of resources	<u>48,647,268</u>	<u>68,662,274</u>
<u>Net Position</u>		
Net investment in capital assets	18,551,521	25,794,529
Restricted	11,220,181	7,292,871
Unrestricted	<u>(16,582,404)</u>	<u>(24,115,916)</u>
Total net position	<u>\$ 13,189,298</u>	<u>\$ 8,971,484</u>

The net pension liability (NPL) is reported pursuant to GASB Statement 68, "Accounting and Financial Reporting for Pensions—an Amendment of GASB Statement 27" and the net OPEB liability/asset is reported pursuant to adopted GASB Statement 75, "Accounting and Financial Reporting for Postemployment Benefits Other Than Pensions," which significantly revises accounting for costs and liabilities related to other postemployment benefits (OPEB). For reasons discussed below, many end users of this financial statement will gain a clearer understanding of the District's actual financial condition by adding deferred inflows related to pension and OPEB, the net pension liability and the net OPEB liability to the reported net position and subtracting deferred outflows related to pension and OPEB and the net OPEB asset.

**NORTH CANTON CITY SCHOOL DISTRICT
STARK COUNTY, OHIO**

MANAGEMENT'S DISCUSSION AND ANALYSIS
FOR THE FISCAL YEAR ENDED JUNE 30, 2023
(UNAUDITED)

Governmental Accounting Standards Board standards are national and apply to all government financial reports prepared in accordance with generally accepted accounting principles. Prior accounting for pensions (GASB 27) and postemployment benefits (GASB 45) focused on a funding approach. This approach limited pension and OPEB costs to contributions annually required by law, which may or may not be sufficient to fully fund each plan's *net pension liability* or *net OPEB liability/asset*. GASB 68 and GASB 75 take an earnings approach to pension and OPEB accounting; however, the nature of Ohio's statewide pension/OPEB plans and state law governing those systems requires additional explanation in order to properly understand the information presented in these statements.

GASB 68 and GASB 75 require the net pension liability and the net OPEB liability to equal the District's proportionate share of each plan's collective:

1. Present value of estimated future pension/OPEB benefits attributable to active and inactive employees' past service.
2. Minus plan assets available to pay these benefits.

GASB notes that pension and OPEB obligations, whether funded or unfunded, are part of the "employment exchange" – that is, the employee is trading his or her labor in exchange for wages, benefits, and the promise of a future pension and other postemployment benefits. GASB noted that the unfunded portion of this promise is a present obligation of the government, part of a bargained-for benefit to the employee, and should accordingly be reported by the government as a liability since they received the benefit of the exchange. However, the District is not responsible for certain key factors affecting the balance of these liabilities. In Ohio, the employee shares the obligation of funding pension benefits with the employer. Both employer and employee contribution rates are capped by State statute. A change in these caps requires action of both Houses of the General Assembly and approval of the Governor. Benefit provisions are also determined by State statute. The Ohio Revised Code permits, but does not require, the retirement systems to provide healthcare to eligible benefit recipients. The retirement systems may allocate a portion of the employer contributions to provide for these OPEB benefits.

The employee enters the employment exchange with the knowledge that the employer's promise is limited not by contract but by law. The employer enters the exchange also knowing that there is a specific, legal limit to its contribution to the retirement system. In Ohio, there is no legal means to enforce the unfunded liability of the pension/OPEB plan *as against the public employer*. State law operates to mitigate/lessen the moral obligation of the public employer to the employee, because all parties enter the employment exchange with notice as to the law. The retirement system is responsible for the administration of the pension and OPEB plans.

Most long-term liabilities have set repayment schedules or, in the case of compensated absences (i.e. sick and vacation leave), are satisfied through paid time-off or termination payments. There is no repayment schedule for the net pension liability or the net OPEB liability. As explained above, changes in benefits, contribution rates, and return on investments affect the balance of these liabilities but are outside the control of the local government. In the event that contributions, investment returns, and other changes are insufficient to keep up with required payments, State statute does not assign/identify the responsible party for the unfunded portion. Due to the unique nature of how the net pension liability and the net OPEB liability are satisfied, these liabilities are separately identified within the long-term liability section of the statement of net position.

In accordance with GASB 68 and GASB 75, the District's statements prepared on an accrual basis of accounting include an annual pension expense and an annual OPEB expense for their proportionate share of each plan's *change* in net pension liability and net OPEB liability/asset, respectively, not accounted for as deferred inflows/outflows.

Over time, net position can serve as a useful indicator of a government's financial position. At June 30, 2023, the District's assets plus deferred outflows of resources exceeded liabilities and deferred inflows of resources \$13,189,298. At year-end, restricted net position was \$11,220,181.

At year-end, capital assets represented 46.79% of total assets. Capital assets include land, construction in progress, land improvements, buildings and improvements, furniture and equipment, vehicles and intangible right to use assets. Net investment in capital assets at June 30, 2023, were \$18,551,521. These capital assets are used to provide services to the students and are not available for future spending. Although the District's investment in capital assets is reported net of related debt, it should be noted that the resources to repay the debt must be provided from other sources, since capital assets may not be used to liquidate these liabilities.

**NORTH CANTON CITY SCHOOL DISTRICT
STARK COUNTY, OHIO**

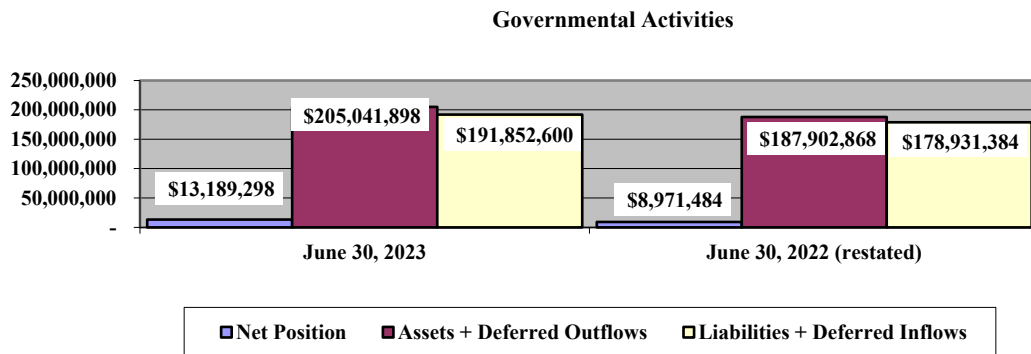
**MANAGEMENT'S DISCUSSION AND ANALYSIS
FOR THE FISCAL YEAR ENDED JUNE 30, 2023
(UNAUDITED)**

Assets of the District increased \$16,619,093 or 9.55%. The most significant increases were in the areas of property taxes receivable and capital assets. Property taxes receivable increased due to an increase in property values throughout the District. Capital assets, net of accumulated depreciation, also increased due primarily to construction in progress.

The net pension liability increased approximately \$21.5 million and deferred inflows of resources related to pension decreased approximately \$20.1 million. These changes were the result of changes at the pension system level for the State Teachers Retirement System (STRS) and the School Employees Retirement System (SERS). Primarily, net investment income on investments at both pension systems were negative for the fiscal year 2022 measurement date that are used for the fiscal year 2023 reporting. This caused a large decrease in their respective fiduciary net positions which was a drastic change from the previous fiscal year's large positive investment returns.

A portion of the District's net position, \$11,220,181, represents resources that are subject to external restriction on how they may be used. The remaining balance of unrestricted net position is a deficit of (\$16,582,404).

The graph below shows the District's assets, deferred outflows of resources, liabilities, deferred inflows of resources and net position at June 30, 2023 and 2022. Amounts at June 30, 2022 have been restated as described in Note 3.A.



The table below shows the change in net position for fiscal years 2023 and 2022. Amounts at June 20, 2022 have been restated as described in Note 3.A.

Change in Net Position

	Governmental Activities <u>2023</u>	Restated Governmental Activities <u>2022</u>
Revenues		
Program revenues:		
Charges for services and sales	\$ 3,460,004	\$ 2,636,907
Operating grants and contributions	8,415,940	10,211,194
Capital grants and contributions	962,776	786,248
General revenues:		
Property taxes	37,665,425	38,994,335
Grants and entitlements	17,043,265	16,867,024
Investment earnings	1,470,315	(1,300,219)
Miscellaneous	96,369	182,043
Total revenues	<u>69,114,094</u>	<u>68,377,532</u>

(Continued)

**NORTH CANTON CITY SCHOOL DISTRICT
STARK COUNTY, OHIO**

**MANAGEMENT'S DISCUSSION AND ANALYSIS
FOR THE FISCAL YEAR ENDED JUNE 30, 2023
(UNAUDITED)**

Change in Net Position (Continued)

	Governmental Activities <u>2023</u>	Restated Governmental Activities <u>2022</u>
<u>Expenses</u>		
Program expenses:		
Instruction:		
Regular	\$ 24,881,976	\$ 19,161,891
Special	8,490,997	6,866,080
Vocational	2,404,129	2,205,360
Adult/continuing	51,557	21,902
Other	144,686	76,648
Support services:		
Pupil	3,794,617	2,842,829
Instructional staff	2,028,865	1,807,825
Board of education	23,170	20,999
Administration	5,232,122	4,246,780
Fiscal	1,361,977	1,458,167
Business	219,182	65,601
Operations and maintenance	4,208,105	2,713,550
Pupil transportation	3,740,647	2,578,078
Central	541,278	742,180
Operations of non-instructional services		
Food service operations	2,026,674	2,270,786
Other non-instructional services	443,249	372,763
Extracurricular activities	3,563,238	3,251,093
Interest and fiscal charges	<u>1,739,811</u>	<u>1,649,879</u>
Total expenses	<u>64,896,280</u>	<u>52,352,411</u>
Special item	<u>-</u>	<u>1,980,000</u>
Change in net position	4,217,814	18,445,772
Net position at beginning of year (restated)	<u>8,971,484</u>	<u>(9,474,288)</u>
Net position at end of year	<u><u>\$ 13,189,298</u></u>	<u><u>\$ 8,971,484</u></u>

Governmental Activities

Net position of the District's governmental activities increased \$4,217,814. Total governmental expenses of \$64,896,280 were offset by program revenues of \$12,838,720 and general revenues of \$56,275,374. Program revenues supported 19.78% of the total governmental expenses. Program revenues decreased due to less Elementary and Secondary School Emergency Relief (ESSER) funding from the federal government. The largest increase in revenues related to earnings on investment which increased approximately \$2.8 million. Investment earnings increased due to changes in interest rates which increased the fair value of the District's investments.

The primary sources of revenue for governmental activities are derived from property taxes and grants and entitlements. These revenue sources represent 79.16% of total governmental revenue. Real estate property is reappraised every six years.

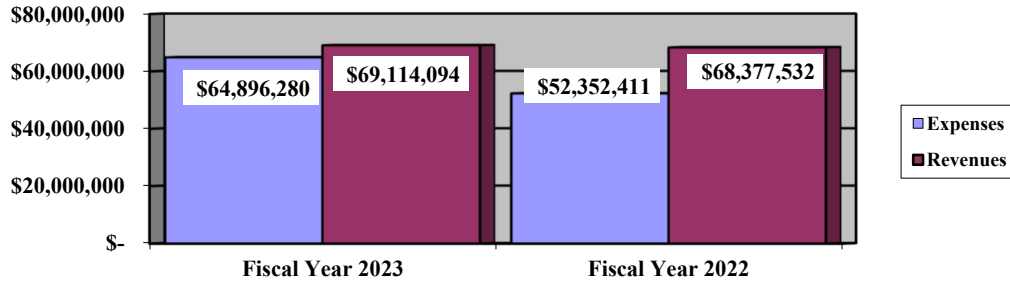
Overall, expenses of the governmental activities increased approximately \$12.5 million. This increase is primarily the result of an increase in pension expense. Pension expense increased approximately \$6.5 million. This increase was the result of an increase in expenses incurred at the pension system level for the State Teachers Retirement System (STRS) and the School Employees Retirement System (SERS) due to a decrease in net investment income on investments compared to previous years.

**NORTH CANTON CITY SCHOOL DISTRICT
STARK COUNTY, OHIO**

**MANAGEMENT'S DISCUSSION AND ANALYSIS
FOR THE FISCAL YEAR ENDED JUNE 30, 2023
(UNAUDITED)**

The graph below presents the District's governmental activities revenue and expenses for fiscal years 2023 and 2022.

Governmental Activities - Revenues and Expenses



The Statement of Activities shows the cost of program services and the charges for services and grants offsetting those services. The following table shows, for governmental activities, the total cost of services and the net cost of services. That is, it identifies the cost of these services supported by tax revenue and unrestricted State grants and entitlements.

THIS SPACE INTENTIONALLY LEFT BLANK

**NORTH CANTON CITY SCHOOL DISTRICT
STARK COUNTY, OHIO**

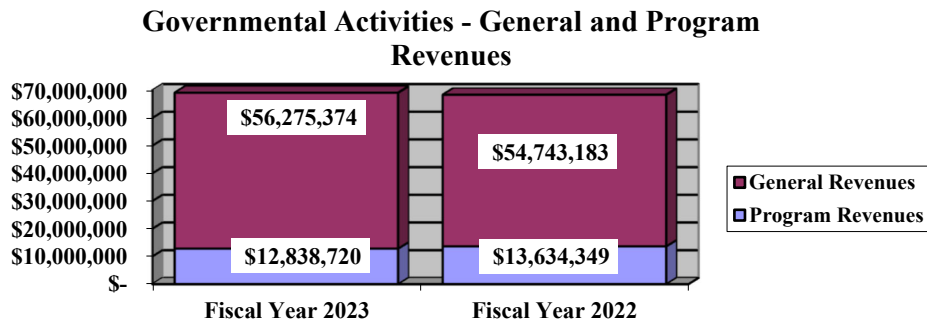
**MANAGEMENT'S DISCUSSION AND ANALYSIS
FOR THE FISCAL YEAR ENDED JUNE 30, 2023
(UNAUDITED)**

Governmental Activities

	Total Cost of Services <u>2023</u>	Net Cost of Services <u>2023</u>	Restated Total Cost of Services <u>2022</u>	Restated Net Cost of Services <u>2022</u>
Program expenses				
Instruction:				
Regular	\$ 24,881,976	\$ 22,587,809	\$ 19,161,891	\$ 16,578,373
Special	8,490,997	5,107,046	6,866,080	3,635,650
Vocational	2,404,129	1,529,541	2,205,360	1,302,948
Adult	51,557	(23,552)	21,902	(4,364)
Other	144,686	127,353	76,648	59,924
Support services:				
Pupil	3,794,617	3,115,468	2,842,829	2,082,106
Instructional staff	2,028,865	1,720,610	1,807,825	1,391,255
Board of education	23,170	23,170	20,999	20,999
Administration	5,232,122	4,964,527	4,246,780	3,923,495
Fiscal	1,361,977	1,361,977	1,458,167	1,458,167
Business	219,182	219,182	65,601	65,601
Operation and maintenance	4,208,105	4,127,456	2,713,550	2,604,805
Pupil transportation	3,740,647	3,588,558	2,578,078	2,428,346
Central	541,278	517,240	742,180	687,557
Operations of non-instructional services				
Food service operations	2,026,674	(153,666)	2,270,786	(1,077,001)
Other non-instructional services	443,249	132,799	372,763	33,864
Extracurricular activities	3,563,238	1,372,231	3,251,093	1,876,458
Interest and fiscal charges	1,739,811	1,739,811	1,649,879	1,649,879
Total expenses	<u>\$ 64,896,280</u>	<u>\$ 52,057,560</u>	<u>\$ 52,352,411</u>	<u>\$ 38,718,062</u>

The dependence upon tax and other general revenues for governmental activities is apparent, 81.53% of instruction activities are supported through taxes and other general revenues. For all governmental activities, general revenue support is 80.22%. The District's taxpayers and unrestricted grants and entitlements from the State of Ohio, as a whole, are the primary support for District's students.

The graph below presents the District's governmental activities revenue for fiscal years 2023 and 2022.



**NORTH CANTON CITY SCHOOL DISTRICT
STARK COUNTY, OHIO**

MANAGEMENT'S DISCUSSION AND ANALYSIS
FOR THE FISCAL YEAR ENDED JUNE 30, 2023
(UNAUDITED)

The District's Funds

The District's governmental funds reported a combined fund balance of \$36,468,745, which is a lower balance than last year's total balance of \$80,381,670. The schedule below indicates the fund balance and the total change in fund balance as of June 30, 2023 and 2022.

	<u>Fund Balance</u> <u>June 30, 2023</u>	<u>Fund Balance</u> <u>June 30, 2022</u>	<u>Change</u>
General	\$ 22,724,354	\$ 22,765,320	\$ (40,966)
Building	5,079,339	49,989,253	(44,909,914)
Other Governmental	<u>8,665,052</u>	<u>7,627,097</u>	<u>1,037,955</u>
Total	<u>\$ 36,468,745</u>	<u>\$ 80,381,670</u>	<u>\$ (43,912,925)</u>

General Fund

The District's general fund balance decreased \$40,966. The table that follows assists in illustrating the financial activities of the general fund.

	<u>2023</u> <u>Amount</u>	<u>2022</u> <u>Amount</u>	<u>Change</u>	<u>Percentage</u> <u>Change</u>
<u>Revenues</u>				
Property taxes	\$ 32,307,735	\$ 32,477,584	\$ (169,849)	(0.52) %
Tuition	1,633,775	1,631,809	1,966	0.12 %
Earnings on investments	549,883	(693,943)	1,243,826	(179.24) %
Intergovernmental	19,415,279	19,315,224	100,055	0.52 %
Other revenues	<u>362,942</u>	<u>434,073</u>	<u>(71,131)</u>	<u>(16.39) %</u>
Total	<u>\$ 54,269,614</u>	<u>\$ 53,164,747</u>	<u>\$ 1,104,867</u>	<u>2.08 %</u>
<u>Expenditures and</u>				
<u>other financing uses</u>				
Instruction	\$ 32,289,728	\$ 28,223,668	\$ 4,066,060	14.41 %
Support services	18,398,596	16,962,271	1,436,325	8.47 %
Operation of non-instructional services	15,366	436	14,930	3,424.31 %
Extracurricular activities	1,491,011	1,151,751	339,260	29.46 %
Facilities acquisition and construction	1,588,318	17,351	1,570,967	9,054.04 %
Debt service	186,668	165,813	20,855	12.58 %
Transfers out	<u>360,000</u>	<u>3,558,333</u>	<u>(3,198,333)</u>	<u>(89.88) %</u>
Total	<u>\$ 54,329,687</u>	<u>\$ 50,079,623</u>	<u>\$ 4,250,064</u>	<u>8.49 %</u>

Revenues of the general fund increased \$1,104,867 or 2.08%. The most significant increase was in earnings on investments. Earnings on investments increase \$1,243,826. This increase was the result of an increase in interest rates which increased the fair value of the District's investments.

Expenditures and other financing uses of the general fund increased \$4,250,064 or 8.49%. This increase is the result of an increased spending in the general fund due to salaries and wages.

**NORTH CANTON CITY SCHOOL DISTRICT
STARK COUNTY, OHIO**

MANAGEMENT'S DISCUSSION AND ANALYSIS
FOR THE FISCAL YEAR ENDED JUNE 30, 2023
(UNAUDITED)

General Fund Budgeting Highlights

The District's budget is prepared according to Ohio law and is based on accounting for certain transactions on a basis of cash receipts, disbursements and encumbrances. The most significant budgeted fund is the general fund.

During the course of fiscal year 2023, the District did not amend its general fund budget. For the general fund, original and final revenues and other financing sources were \$56,140,332. Actual revenues and other financing sources for fiscal year 2023 was \$54,535,358. This represents a \$1,604,974 decrease from final budgeted revenues.

General fund original appropriations (appropriated expenditures plus other financing uses) of \$53,903,322 were increased in the final appropriations to \$56,353,322. The actual budget basis expenditures and other financing uses for fiscal year 2023 totaled \$55,287,235 which was \$1,066,087 less than the final budget appropriations.

Building Fund

The building fund has \$928,800 in revenues and other financing sources and \$45,838,714 in expenditures. During fiscal year 2023, the building's fund balance decreased \$44,909,914 from \$49,989,253 to \$5,079,339. The building fund is used to account for the receipts and expenditures related to all special bond funds in the District.

Capital Assets and Debt Administration

Capital Assets

At the end of fiscal year 2023, the District had \$89,233,329 invested in land, construction in progress, land improvements, buildings and improvements, furniture and equipment, vehicles and intangible right to use assets. This entire amount is reported in governmental activities. The following table shows June 30, 2023 balances compared to June 30, 2022. Amounts at June 30, 2022 have been restated as described in Note 3.A.

**Capital Assets at June 30
(Net of Depreciation/Amortization)**

	Governmental Activities	
	2023	Restated 2022
Land	\$ 1,785,562	\$ 1,785,562
Construction in progress	61,355,235	12,176,568
Land improvements	3,088,988	2,844,501
Building and improvements	19,248,158	18,832,577
Furniture and equipment	1,581,400	1,406,212
Vehicles	1,430,175	1,208,055
Intangible right to use assets:		
SBITAs	376,541	461,312
Lease Equipment	367,270	515,260
Total	\$ 89,233,329	\$ 39,230,047

Total additions to capital assets were \$52,096,811, depreciation/amortization expense was \$2,093,529 and disposals, net of accumulated depreciation was \$0 for fiscal year 2023.

Refer to Note 8 in the basic financial statements for further detail on the District's capital assets.

**NORTH CANTON CITY SCHOOL DISTRICT
STARK COUNTY, OHIO**

MANAGEMENT’S DISCUSSION AND ANALYSIS
FOR THE FISCAL YEAR ENDED JUNE 30, 2023
(UNAUDITED)

Debt Administration

At June 30, 2023 the District had \$60,556,729 in general obligation bonds, tax anticipation notes, HB 264 bonds, leases payable, SBITAs payable and settlement payables outstanding. Of this total, \$1,570,118 is due within one year and \$58,986,611 is due in more than one year.

The following table summarizes the bonds, notes, lease and settlement payable.

Outstanding Debt, at Year End

	Governmental Activities <u>2023</u>	Restated Governmental Activities <u>2022</u>
General obligation bonds	\$ 53,845,000	\$ 56,100,000
Tax anticipation notes	170,000	335,000
Notes payable - finance purchase	6,121,500	-
SBITAs payable	29,212	20,661
Lease payable	362,017	505,776
Settlement payable	<u>29,000</u>	<u>58,000</u>
Total	<u>\$ 60,556,729</u>	<u>\$ 57,019,437</u>

At June 30, 2023, the District’s voted debt margin was \$14,896,990, an unvoted debt margin of \$742,138 and an energy conservation debt margin of \$6,679,238.

See Note 9 to the basic financial statements for further detail on the District’s debt administration.

Current Financial Related Activities

The District has continued to maintain the highest standards of service to our students, parents and community. The District is always presented with challenges and opportunities. National economic events continue to affect the District and the surrounding area. The District is still reviewing and analyzing the impact this has on its local property tax base and collections.

The District’s financial outlook is always changing. Our Board of Education and administration will continue to closely monitor its revenues and expenditures to ensure they are in accordance with its financial forecast. Overall, the North Canton City School District continues to perform at a very high level as determined by target measures on the State Report Card.

While the average of all Ohio School districts’ and Stark County School districts’ scores on all of the performance indicators on the Ohio School Report Card remain below the pre-pandemic levels from 2019, the performance level scores for the North Canton City School District are now very close to reaching the 2019 levels—in fact they are much closer to the 2019 scores than are the state average scores and in some test areas have even surpassed the 2019 scores.

Report Card trend data for the District is as follows:

- The 2019 Report Card for North Canton shows that the District had a Performance Index (PI) score, which is the measure of all of the scores from all of the state achievement tests from grade 3 through high school, of 100.908. This was significantly above the Ohio average of 89.37 and the Stark County average of 90.293 and ranked 4th in Stark County.
- On the 2021 Report Card, the North Canton City School District’s PI score dropped approximately 3.431 points to 97.477 while the Ohio average dropped 9.53 points to 79.840, and the Stark County average dropped 7.547 points to 82.746. Meanwhile, North Canton had risen in rank in Stark County from #4 to #2.

**NORTH CANTON CITY SCHOOL DISTRICT
STARK COUNTY, OHIO**

**MANAGEMENT'S DISCUSSION AND ANALYSIS
FOR THE FISCAL YEAR ENDED JUNE 30, 2023
(UNAUDITED)**

- On the 2022 Report Card, the District's PI score increased 1.818 points to 99.295 while the Stark County average increased to 86.659 and the state average increased to 86.659. The District still maintained the second highest PI score in Stark County and ranked #59 out of the more than 600 school districts in Ohio.
- In 2023, the District's PI score increased to 100.213 while the Stark County average PI increased to 88.136 and the state average PI increased to 86.771. The District's PI is now 99.3% of its 2019 value while the Stark County and state average PI's are still 97.6% and 97.1% of their 2019 values, respectively. The District PI score is ranked #3 out of all 17 school districts in Stark County and #60 out of the more than 600 districts in Ohio.

The District has communicated to the community that we rely upon their support for the major part of our operations, and will continue to work diligently to plan expenses, staying carefully within the District's five-year financial plan. State law limits the growth of income generated by local levies rendering revenue relatively constant. This lack of revenue growth forces the District to go back to the voters from time to time and ask for additional financial support. The District successfully passed continuing operating levies in May 2006 (6.5 mills), November 2010 (4.5 mills) and May 2018 (6.9 mills) and a continuing permanent improvement levy in May 2013 (1.5 mills). This most recent operating levy is generating approximately \$5 million per year and is providing financial stability to maintain the current level of excellence in our District.

The State of Ohio was found by the Ohio Supreme Court in March 1997 to be operating an unconstitutional educational system, one that was neither "adequate" nor "equitable." Since 1997, the State has directed additional revenue growth toward the support of school districts with little property tax wealth. In May of 2000, the Ohio Supreme Court again ruled that, while the State had made some progress, the current funding system for schools is far too dependent on property taxes, which are inherently not "equitable" or "adequate." The Court directed the Governor and the legislature to address the fundamental issues creating the inequities. In September 2001, the Ohio Supreme Court issued an opinion regarding the State's school funding plan. The decision identified aspects of the current plan that require modification if the plan is to be considered constitutional.

The Supreme Court relinquished jurisdiction over the case based on anticipated compliance with its order. The State of Ohio, in a motion filed September 2001, asked the Court to reconsider and clarify the parts of the decision changing the school districts that are used as the basis for determining the base cost support amount and the requirement that change be made retroactive to July 1, 2001. In November 2001, the Court granted the request for reconsideration, but also ordered the parties to participate in a settlement conference with a court appointed mediator. On March 2002, the mediator issued his final report indicating that the conference was unable to produce a settlement. On December 11, 2002, the Supreme Court issued its latest opinion regarding the State's school funding plan. The decision reaffirmed earlier decisions that Ohio's current school funding plan is unconstitutional. At this time the District is unable to determine what effect, if any, this decision will have on our State funding and our financial operations.

The state funding formula is always in flux. Our current biennium (2021-23) is slated for flat funding. In addition to state funding uncertainty over the years, we have also seen a complete elimination of our Tangible Personal Property hold harmless funding in 2017. Our student enrollment is relatively flat and we do not anticipate any large enrollment fluctuations in the near future.

The District's current collective bargaining agreements with our certified and classified employees are in effect through June 30, 2025 and June 30, 2026, respectively. Both agreements include small wage increases and increased employee insurance premium percentage rates.

As a result, all of the District's financial abilities will be called upon to meet the challenges the future will bring. It is imperative the District's Board of Education and administration continue to carefully and prudently plan in order to provide the resources required to meet the students' desired needs into the future.

Contacting the District's Financial Management

This financial report is designed to provide our citizens, taxpayers, investors and creditors with a general overview of the District's finances and to show the District's accountability for the money it receives. If you have questions about this report or need additional financial information contact Mr. Todd Tolson, Treasurer, North Canton City School District, 525 7th Street NE, North Canton, Ohio 44720.

**NORTH CANTON CITY SCHOOL DISTRICT
STARK COUNTY, OHIO**

STATEMENT OF NET POSITION
JUNE 30, 2023

	Governmental Activities
Assets:	
Equity in pooled cash and cash equivalents	\$ 54,601,581
Receivables:	
Property taxes	41,322,554
Accounts	141,797
Accrued interest	67,089
Intergovernmental	330,660
Prepayments	31,312
Materials and supplies inventory	81,502
Inventory held for resale	23,313
Net OPEB asset	4,886,860
Capital assets:	
Nondepreciable capital assets	63,140,797
Depreciable capital assets, net	26,092,532
Capital assets, net	89,233,329
Total assets	190,719,997
Deferred outflows of resources:	
Pension	13,181,144
OPEB	1,140,757
Total deferred outflows of resources	14,321,901
Liabilities:	
Accounts payable	757,826
Contracts payable	11,172,571
Retainage payable	676,405
Accrued wages and benefits payable	5,513,757
Intergovernmental payable	319,965
Pension and postemployment benefits payable	917,261
Accrued interest payable	322,816
Unearned revenue	5,887
Long-term liabilities:	
Due within one year	1,814,656
Due in more than one year:	
Net pension liability	52,500,454
Net OPEB liability	2,801,388
Other amounts due in more than one year	66,402,346
Total liabilities	143,205,332
Deferred inflows of resources:	
Property taxes levied for the next fiscal year	36,343,068
Pension	4,745,553
OPEB	7,558,647
Total deferred inflows of resources	48,647,268
Net position:	
Net investment in capital assets	18,551,521
Restricted for:	
Capital projects	7,416,934
OPEB	941,362
State funded programs	66,453
Federally funded programs	34,916
Food service operations	1,306,576
Extracurricular programs	655,924
Other purposes	798,016
Unrestricted (deficit)	(16,582,404)
Total net position	\$ 13,189,298

SEE ACCOMPANYING NOTES TO THE BASIC FINANCIAL STATEMENTS

**NORTH CANTON CITY SCHOOL DISTRICT
STARK COUNTY, OHIO**

STATEMENT OF ACTIVITIES
FOR THE FISCAL YEAR ENDED JUNE 30, 2023

	Expenses	Program Revenues			Net (Expense) Revenue and Changes in Net Position Governmental Activities
		Charges for Services and Sales	Operating Grants and Contributions	Capital Grants and Contributions	
Governmental activities:					
Instruction:					
Regular	\$ 24,881,976	\$ 897,725	\$ 1,396,442	\$ -	\$ (22,587,809)
Special	8,490,997	179,148	3,204,803	-	(5,107,046)
Vocational	2,404,129	409,467	465,121	-	(1,529,541)
Adult/continuing	51,557	-	75,109	-	23,552
Other	144,686	15,458	1,875	-	(127,353)
Support services:					
Pupil	3,794,617	-	679,149	-	(3,115,468)
Instructional staff	2,028,865	-	305,217	3,038	(1,720,610)
Board of education	23,170	-	-	-	(23,170)
Administration	5,232,122	77,555	190,040	-	(4,964,527)
Fiscal	1,361,977	-	-	-	(1,361,977)
Business	219,182	-	-	-	(219,182)
Operations and maintenance	4,208,105	40,126	40,523	-	(4,127,456)
Pupil transportation	3,740,647	-	152,089	-	(3,588,558)
Central	541,278	-	24,038	-	(517,240)
Operation of non-instructional services:					
Food service operations	2,026,674	1,108,016	1,072,324	-	153,666
Other non-instructional services	443,249	121	310,329	-	(132,799)
Extracurricular activities	3,563,238	732,388	498,881	959,738	(1,372,231)
Interest and fiscal charges	1,739,811	-	-	-	(1,739,811)
Totals	<u>\$ 64,896,280</u>	<u>\$ 3,460,004</u>	<u>\$ 8,415,940</u>	<u>\$ 962,776</u>	<u>(52,057,560)</u>
General revenues:					
Property taxes levied for:					
					33,337,132
					2,815,825
					1,512,468
					17,043,265
					1,470,315
					96,369
					<u>56,275,374</u>
					4,217,814
					<u>8,971,484</u>
					<u>\$ 13,189,298</u>

SEE ACCOMPANYING NOTES TO THE BASIC FINANCIAL STATEMENTS

**NORTH CANTON CITY SCHOOL DISTRICT
STARK COUNTY, OHIO**

BALANCE SHEET
GOVERNMENTAL FUNDS
JUNE 30, 2023

	General	Building	Nonmajor Governmental Funds	Total Governmental Funds
Assets:				
Equity in pooled cash and cash equivalents	\$ 27,164,498	\$ 16,384,201	\$ 11,052,882	\$ 54,601,581
Receivables:				
Property taxes	37,042,758	-	4,279,796	41,322,554
Accounts	60,919	-	80,878	141,797
Accrued interest	63,463	3,626	-	67,089
Interfund loans	1,483,100	-	-	1,483,100
Intergovernmental	-	-	330,660	330,660
Prepayments	28,375	-	2,937	31,312
Materials and supplies inventory	73,098	-	8,404	81,502
Inventory held for resale	-	-	23,313	23,313
Total assets	<u>\$ 65,916,211</u>	<u>\$ 16,387,827</u>	<u>\$ 15,778,870</u>	<u>\$ 98,082,908</u>
Liabilities:				
Accounts payable	\$ 606,300	\$ -	\$ 151,526	\$ 757,826
Contracts payable	-	10,631,334	541,237	11,172,571
Retainage payable	-	676,405	-	676,405
Accrued wages and benefits payable	5,128,300	-	385,457	5,513,757
Compensated absences payable	189,403	-	-	189,403
Intergovernmental payable	256,534	-	63,431	319,965
Pension and postemployment benefits payable	854,581	-	62,680	917,261
Interfund loans payable	-	-	1,483,100	1,483,100
Unearned revenue	60	-	5,827	5,887
Total liabilities	<u>7,035,178</u>	<u>11,307,739</u>	<u>2,693,258</u>	<u>21,036,175</u>
Deferred inflows of resources:				
Property taxes levied for the next fiscal year	32,417,358	-	3,925,710	36,343,068
Delinquent property tax revenue not available	3,708,175	-	266,908	3,975,083
Intergovernmental revenue not available	-	-	227,942	227,942
Accrued interest not available	31,146	749	-	31,895
Total deferred inflows of resources	<u>36,156,679</u>	<u>749</u>	<u>4,420,560</u>	<u>40,577,988</u>
Fund balances:				
Nonspendable:				
Materials and supplies inventory	73,098	-	8,404	81,502
Prepays	28,375	-	2,937	31,312
Restricted:				
Debt service	-	-	1,949,605	1,949,605
Capital projects	-	5,079,339	3,959,072	9,038,411
Food service operations	-	-	1,413,024	1,413,024
Non-public schools	-	-	14,218	14,218
State funded programs	-	-	55,417	55,417
Federally funded programs	-	-	34,916	34,916
Extracurricular programs	-	-	655,866	655,866
Other purposes	-	-	798,015	798,015
Assigned:				
Student instruction	290,847	-	-	290,847
Student and staff support	638,187	-	-	638,187
Facilities acquisition and construction	69,739	-	-	69,739
Subsequent year's appropriations	3,249,937	-	-	3,249,937
Other purposes	29,069	-	-	29,069
Unassigned (deficit)	18,345,102	-	(226,422)	18,118,680
Total fund balances	<u>22,724,354</u>	<u>5,079,339</u>	<u>8,665,052</u>	<u>36,468,745</u>
Total liabilities, deferred inflows and fund balances	<u>\$ 65,916,211</u>	<u>\$ 16,387,827</u>	<u>\$ 15,778,870</u>	<u>\$ 98,082,908</u>

SEE ACCOMPANYING NOTES TO THE BASIC FINANCIAL STATEMENTS

**NORTH CANTON CITY SCHOOL DISTRICT
STARK COUNTY, OHIO**

RECONCILIATION OF TOTAL GOVERNMENTAL FUND BALANCES TO
NET POSITION OF GOVERNMENTAL ACTIVITIES
JUNE 30, 2023

Total governmental fund balances		\$	36,468,745
<i>Amounts reported for governmental activities on the statement of net position are different because:</i>			
Capital assets used in governmental activities are not financial resources and therefore are not reported in the funds.			89,233,329
Other long-term assets are not available to pay for current-period expenditures and therefore are deferred inflows in the funds.			
Property taxes receivable	\$	3,975,083	
Accrued interest receivable		31,895	
Intergovernmental receivable		227,942	
Total		4,234,920	4,234,920
Unamortized premiums on bonds issued are not recognized in the funds.			(3,485,972)
Accrued interest payable is not due and payable in the current period and therefore is not reported in the funds.			(322,816)
The net pension/OPEB assets & liabilities are not due and payable in the current period; therefore, the assets, liabilities and related deferred inflows/outflows are not reported in governmental funds.			
Deferred outflows - pension		13,181,144	
Deferred inflows - pension		(4,745,553)	
Net pension liability		(52,500,454)	
Deferred outflows - OPEB		1,140,757	
Deferred inflows - OPEB		(7,558,647)	
Net OPEB asset		4,886,860	
Net OPEB liability		(2,801,388)	
Total		(48,397,281)	(48,397,281)
Long-term liabilities, including bonds payable, are not due and payable in the current period and therefore are not reported in the funds.			
General obligation bonds		(53,845,000)	
Leases payable		(362,017)	
Compensated absences		(3,984,898)	
Notes payable - finance purchase		(6,291,500)	
SBITAs payable		(29,212)	
Settlement payable		(29,000)	
Total		(64,541,627)	(64,541,627)
Net position of governmental activities		\$	13,189,298

SEE ACCOMPANYING NOTES TO THE BASIC FINANCIAL STATEMENTS

**NORTH CANTON CITY SCHOOL DISTRICT
STARK COUNTY, OHIO**

STATEMENT OF REVENUES, EXPENDITURES AND CHANGES IN FUND BALANCES
GOVERNMENTAL FUNDS
FOR THE FISCAL YEAR ENDED JUNE 30, 2023

	General	Building	Nonmajor Governmental Funds	Total Governmental Funds
Revenues:				
Property taxes	\$ 32,307,735	\$ -	\$ 4,315,662	\$ 36,623,397
Intergovernmental	19,415,279	-	5,661,246	25,076,525
Investment earnings	549,883	906,543	40,194	1,496,620
Tuition and fees	1,633,775	-	-	1,633,775
Extracurricular	84,005	-	561,235	645,240
Rental income	40,126	-	-	40,126
Charges for services	32,847	-	1,108,016	1,140,863
Contributions and donations	22,517	-	995,238	1,017,755
Miscellaneous	183,447	-	62,694	246,141
Total revenues	54,269,614	906,543	12,744,285	67,920,442
Expenditures:				
Current:				
Instruction:				
Regular	22,609,454	-	1,537,263	24,146,717
Special	7,156,568	-	1,517,644	8,674,212
Vocational	2,388,740	-	40,579	2,429,319
Adult/continuing	-	-	51,557	51,557
Other	134,966	-	-	134,966
Support services:				
Pupil	3,516,283	-	254,009	3,770,292
Instructional staff	1,174,083	-	774,082	1,948,165
Board of education	23,325	-	-	23,325
Administration	5,137,436	-	152,939	5,290,375
Fiscal	1,273,935	21,906	62,123	1,357,964
Business	49,873	-	-	49,873
Operations and maintenance	3,561,118	265,579	567,481	4,394,178
Pupil transportation	3,135,874	-	564,073	3,699,947
Central	526,669	-	18,384	545,053
Operation of non-instructional services:				
Food service operations	-	-	2,245,070	2,245,070
Other non-instructional services	15,366	-	307,936	323,302
Extracurricular activities	1,491,011	-	2,602,393	4,093,404
Facilities acquisition and construction	1,558,870	45,551,229	3,289,666	50,399,765
Capital outlay	29,448	-	-	29,448
Debt service:				
Principal retirement	164,656	-	2,420,000	2,584,656
Interest and fiscal charges	22,012	-	1,660,038	1,682,050
Bond issuance costs	-	-	121,500	121,500
Total expenditures	53,969,687	45,838,714	18,186,737	117,995,138
Excess (deficiency) of revenues over (under) expenditures	299,927	(44,932,171)	(5,442,452)	(50,074,696)
Other financing sources (uses):				
Sale of capital assets	-	22,257	-	22,257
Transfers in	-	-	360,000	360,000
Transfers (out)	(360,000)	-	-	(360,000)
Finance purchase transaction	-	-	6,121,500	6,121,500
SBITA transaction	29,448	-	-	29,448
Total other financing sources (uses)	(330,552)	22,257	6,481,500	6,173,205
Net change in fund balances	(30,625)	(44,909,914)	1,039,048	(43,901,491)
Fund balances at beginning of year	22,765,320	49,989,253	7,627,097	80,381,670
Change in reserve for inventory	(10,341)	-	(1,093)	(11,434)
Fund balances at end of year	\$ 22,724,354	\$ 5,079,339	\$ 8,665,052	\$ 36,468,745

SEE ACCOMPANYING NOTES TO THE BASIC FINANCIAL STATEMENTS

**NORTH CANTON CITY SCHOOL DISTRICT
STARK COUNTY, OHIO**

RECONCILIATION OF THE STATEMENT OF REVENUES, EXPENDITURES
AND CHANGES IN FUND BALANCES OF GOVERNMENTAL FUNDS
TO THE STATEMENT OF ACTIVITIES
FOR THE FISCAL YEAR ENDED JUNE 30, 2023

Net change in fund balances - total governmental funds	\$	(43,901,491)
<i>Amounts reported for governmental activities in the statement of activities are different because:</i>		
Governmental funds report capital outlays as expenditures. However, in the statement of activities, the cost of those assets is allocated over their estimated useful lives as depreciation/amortization expense.		
Capital asset additions	\$ 52,096,811	
Current year depreciation/amortization	(2,093,529)	
Total		50,003,282
Governmental funds report expenditures for inventory when purchased. However, in the statement of activities, they are reported as an expense when consumed.		
		(11,434)
Revenues in the statement of activities that do not provide current financial resources are not reported as revenues in the funds.		
Property taxes	1,042,028	
Earnings on investments	13,889	
Intergovernmental	137,735	
Total		1,193,652
Repayment of bond, note and capital lease principal is an expenditure in the governmental funds, but the repayment reduces long-term liabilities on the statement of net position. Principal payments during the year were:		
Bonds	2,255,000	
Notes	165,000	
SBITA	20,897	
Leases	143,759	
Total		2,584,656
Repayment of long-term settlement payable is an expenditure in the governmental funds, but the repayment reduces long-term liabilities on the statement of net position		
Issuance of bonds and capital leases are recorded as other financing sources in the funds; however, in the statement of activities, they are not reported as other financing sources as they increase liabilities on the statement of net position.		
SBITA	(29,448)	
Notes payable - finance purchase	(6,121,500)	
Total		(6,150,948)
Payment of settlement		
		29,000
In the statement of activities, interest is accrued on outstanding bonds, whereas in governmental funds, an interest expenditure is reported when due. The following items resulted in additional interest being reported in the statement of activities:		
Change in accrued interest payable	(40,839)	
Amortization of bond premiums	104,578	
Total		63,739
Contractually required contributions are reported as expenditures in governmental funds; however, the statement of net position reports these amounts as deferred outflows.		
Pension		4,873,843
OPEB		146,843
Except for amounts reported as deferred inflows/outflows, changes in the net pension/OPEB liability/asset are reported as pension/OPEB expense in the statement of activities.		
Pension		(5,546,524)
OPEB		1,219,036
Some expenses reported in the statement of activities, such as compensated absences, do not require the use of current financial resources and therefore are not reported as expenditures in governmental funds.		
		(285,840)
Change in net position of governmental activities	\$	4,217,814

SEE ACCOMPANYING NOTES TO THE BASIC FINANCIAL STATEMENTS

**NORTH CANTON CITY SCHOOL DISTRICT
STARK COUNTY, OHIO**

STATEMENT OF REVENUES, EXPENDITURES AND CHANGES IN
FUND BALANCE - BUDGET AND ACTUAL (NON-GAAP BUDGETARY BASIS)
GENERAL FUND
FOR THE FISCAL YEAR ENDED JUNE 30, 2023

	<u>Budgeted Amounts</u>			Variance with Final Budget Positive (Negative)
	<u>Original</u>	<u>Final</u>	<u>Actual</u>	
Revenues:				
Property taxes	\$ 32,884,906	\$ 32,884,906	\$ 32,459,897	\$ (425,009)
Intergovernmental	20,231,013	20,231,013	19,420,661	(810,352)
Investment earnings	124,311	124,311	680,688	556,377
Tuition and fees	1,310,220	1,310,220	1,184,105	(126,115)
Extracurricular	15,106	15,106	14,690	(416)
Rental income	74,223	74,223	40,126	(34,097)
Charges for services	3,302	3,302	-	(3,302)
Miscellaneous	259,964	259,964	96,370	(163,594)
Total revenues	<u>54,903,045</u>	<u>54,903,045</u>	<u>53,896,537</u>	<u>(1,006,508)</u>
Expenditures:				
Current:				
Instruction:				
Regular	22,860,501	22,372,006	22,362,723	9,283
Special	6,992,371	7,107,666	6,870,717	236,949
Vocational	2,551,787	2,468,526	2,333,089	135,437
Other	79,429	110,215	114,090	(3,875)
Support services:				
Pupil	3,470,404	3,486,589	3,508,751	(22,162)
Instructional staff	1,318,931	1,362,896	1,263,706	99,190
Board of education	21,395	23,841	21,584	2,257
Administration	5,036,017	4,887,371	4,823,346	64,025
Fiscal	1,350,380	1,435,671	1,346,995	88,676
Business	49,741	54,696	57,819	(3,123)
Operations and maintenance	3,971,421	4,167,762	3,908,132	259,630
Pupil transportation	3,180,529	3,198,265	3,144,271	53,994
Central	698,514	1,169,761	771,702	398,059
Operation of non-instructional services:				
Other non-instructional services	-	29,400	15,065	14,335
Extracurricular activities	1,140,527	1,104,140	1,273,808	(169,668)
Facilities acquisition and construction	21,375	1,529,217	1,627,841	(98,624)
Total expenditures	<u>52,743,322</u>	<u>54,508,022</u>	<u>53,443,639</u>	<u>1,064,383</u>
Excess of revenues over expenditures	<u>2,159,723</u>	<u>395,023</u>	<u>452,898</u>	<u>57,875</u>
Other financing sources (uses):				
Refund of prior year's expenditures	385,416	385,416	128,821	(256,595)
Refund of prior year's receipts	-	(1,300)	(496)	804
Transfers (out)	(360,000)	(360,000)	(360,000)	-
Advances in	851,871	851,871	510,000	(341,871)
Advances (out)	(800,000)	(1,484,000)	(1,483,100)	900
Total other financing sources (uses)	<u>77,287</u>	<u>(608,013)</u>	<u>(1,204,775)</u>	<u>(596,762)</u>
Net change in fund balance	2,237,010	(212,990)	(751,877)	(538,887)
Fund balance at beginning of year	26,408,019	26,408,019	26,408,019	-
Prior year encumbrances appropriated	694,482	694,482	694,482	-
Fund balance at end of year	<u>\$ 29,339,511</u>	<u>\$ 26,889,511</u>	<u>\$ 26,350,624</u>	<u>\$ (538,887)</u>

SEE ACCOMPANYING NOTES TO THE BASIC FINANCIAL STATEMENTS

THIS PAGE IS INTENTIONALLY LEFT BLANK

**NORTH CANTON CITY SCHOOL DISTRICT
STARK COUNTY, OHIO**

NOTES TO THE BASIC FINANCIAL STATEMENTS
FOR THE FISCAL YEAR ENDED JUNE 30, 2023

NOTE 1 - DESCRIPTION OF THE SCHOOL DISTRICT

The North Canton City School District (the “District”) is organized under Article VI, Sections 2 and 3 of the Constitution of the State of Ohio. The District operates under a locally elected Board form of government consisting of five members elected at-large for staggered four-year terms. The District provides educational services as authorized by State statute and/or federal guidelines.

The District is staffed by 272 non-certified employees and 362 certified teaching personnel, who provide services to 4,439 students and other community members. The Board controls the District’s seven school buildings, a bus garage, a warehouse and an administration building.

NOTE 2 - SUMMARY OF SIGNIFICANT ACCOUNTING POLICIES

The basic financial statements of the District have been prepared in conformity with accounting principles generally accepted in the United States of America (GAAP) as applied to governmental units. The Governmental Accounting Standards Board (GASB) is the accepted standard-setting body for establishing governmental accounting and financial reporting principles. The District’s significant accounting policies are described below.

A. Reporting Entity

The reporting entity has been defined in accordance with GASB Statement No. 14, “The Financial Reporting Entity” as amended by GASB Statement No. 39, “Determining Whether Certain Organizations Are Component Units” and GASB Statement No. 61, “The Financial Reporting Entity: Omnibus an amendment of GASB Statements No. 14 and No. 34”. The reporting entity is composed of the primary government and component units. The primary government consists of all funds, departments, boards and agencies that are not legally separate from the District. For the District, this includes general operations, food service, and student related activities of the District.

Component units are legally separate organizations for which the District is financially accountable. The District is financially accountable for an organization if the District appoints a voting majority of the organization’s Governing Board and (1) the District is able to significantly influence the programs or services performed or provided by the organization; or (2) the District is legally entitled to or can otherwise access the organization’s resources; or (3) the District is legally obligated or has otherwise assumed the responsibility to finance the deficits of, or provide financial support to, the organization; or (4) the District is obligated for the debt of the organization. Component units may also include organizations that are fiscally dependent on the District in that the District approves the budget, the issuance of debt or the levying of taxes. Certain organizations are also included as component units if the nature and significance of the relationship between the primary government and the organization is such that exclusion by the primary government would render the primary government’s financial statements incomplete or misleading. Based upon the application of these criteria, the District has no component units. The basic financial statements of the reporting entity include only those of the District (the primary government).

The following organizations are described due to their relationship to the District:

JOINTLY GOVERNED ORGANIZATIONS

Stark-Portage Area Computer Consortium (SPARCC)

The District is a member of SPARCC, a jointly governed organization which provides computer services to the school districts within the boundaries of Stark and Portage Counties. Each District’s superintendent serves as a representative on the Board, which consists of 30 member districts; however, SPARCC is primarily governed by a five-member executive board, which is made up of two representatives from Stark County, two from Portage County, and a Treasurer. The Board meets monthly to address any current issues. Financial information can be obtained by writing the Stark/Portage Area Computer Consortium, 6057 Strip Ave NW, North Canton, Ohio 44720.

**NORTH CANTON CITY SCHOOL DISTRICT
STARK COUNTY, OHIO**

NOTES TO THE BASIC FINANCIAL STATEMENTS
FOR THE FISCAL YEAR ENDED JUNE 30, 2023

NOTE 2 - SUMMARY OF SIGNIFICANT ACCOUNTING POLICIES - (Continued)

Stark County Tax Incentive Review Council (SCTIRC)

SCTIRC is a jointly governed organization, created as an advisory council of governments pursuant to State statutes. SCTIRC has 7 members, consisting of three members appointed by the County Commissioners, four members appointed by municipal corporations, ten members appointed by township trustees, one member from the County Auditor's office and six members appointed by Boards of Education located within the enterprise zones of Stark County. The SCTIRC reviews and evaluates the performance of each Enterprise Zone Agreement. This body is advisory in nature and cannot directly impact an existing Enterprise Zone Agreement; however, the Council can make written recommendations to the legislative authority that approved the agreement. There is no cost associated with being a member of this Council. The continued existence of the SCTIRC is not dependent upon the District's continued participation and no measurable equity interest exists.

PUBLIC ENTITY RISK POOLS

Shared Risk Pool

Stark County School Council of Governments Health Benefit Plan

The Stark County School Council of Governments Health Benefit Plan (Council) is a shared risk pool created pursuant to State statute for the purpose of administering health care benefits. The Council is governed by an assembly which consists of one representative from each participating school district (usually the superintendent or designee). The assembly elects officers for one year terms to serve on the Board of Directors. The assembly exercises control over the operation of the Council. All Council revenues are generated from charges for services received from the participating school districts, based on the established premiums for the insurance plans. Each school district reserves the right to terminate the plan in whole or in part, at any time. If it is terminated, no further contributions will be made, but the benefits under the insurance contract shall be paid in accordance with the terms of the contract.

Insurance Purchasing Pool

Stark County Schools Council of Governments Workers' Compensation Group Rating Plan

The Stark County Schools Council of Governments Workers' Compensation Group Rating Plan has created a group insurance pool for the purpose of creating a group rating plan for workers' compensation. The governing body is comprised of the superintendents and the members who have been appointed by the respective governing body of each member.

The intent of the pool is to achieve a reduced rate for the District and the other group members. The injury claim history of all participating members is used to calculate a common rate for the group. An annual fee is paid to CompManagement, Inc. to administer the group and to manage any injury claims. Premium savings created by the group are prorated to each member entity annually based on its payroll percent of the group.

B. Fund Accounting

The District uses funds to maintain its financial records during the year. A fund is defined as a fiscal and accounting entity with a self-balancing set of accounts. There are three categories of funds: governmental, proprietary and fiduciary.

**NORTH CANTON CITY SCHOOL DISTRICT
STARK COUNTY, OHIO**

NOTES TO THE BASIC FINANCIAL STATEMENTS
FOR THE FISCAL YEAR ENDED JUNE 30, 2023

NOTE 2 - SUMMARY OF SIGNIFICANT ACCOUNTING POLICIES - (Continued)

GOVERNMENTAL FUNDS

Governmental funds are those through which most governmental functions typically are financed. Governmental fund reporting focuses on the sources, uses and balances of current financial resources. Expendable assets are assigned to the various governmental funds according to the purposes for which they may or must be used. Current liabilities are assigned to the fund from which they will be paid. The difference between governmental fund assets plus deferred outflows of resources less liabilities and deferred inflows of resources is reported as fund balance. The following are the District's major governmental funds:

General fund - The general fund is used to account for and report all financial resources not accounted for and reported in another fund. The general fund balance is available for any purpose provided it is expended or transferred according to the general laws of Ohio.

Building fund - The building fund is used to account for the receipts and expenditures related to all special bond funds in the School District. All proceeds from the sale of bonds, notes, or certificates of indebtedness, except premium and accrued interest, must be paid into this fund. Expenditures recorded here represent the costs of acquiring capital facilities including real property.

Other governmental funds of the District are used to account for (a) financial resources that are restricted, committed, or assigned to expenditures for capital outlays including the acquisition or construction of capital facilities and other capital assets, (b) specific revenue sources that are restricted or committed to an expenditure for specified purposes other than debt service or capital projects and (c) financial resources that are restricted, committed, or assigned to expenditure for principal and interest.

PROPRIETARY FUNDS

Proprietary funds are used to account for the District's ongoing activities which are similar to those often found in the private sector. The District has no proprietary funds.

FIDUCIARY FUNDS

Fiduciary fund reporting focuses on net position and changes in net position. The fiduciary fund category is split into four classifications: pension trust funds, investment trust funds, private-purpose trust funds and custodial funds. Trust funds are distinguished from custodial funds by the existence of a trust agreement or equivalent arrangements that have certain characteristics. Custodial funds are used to report fiduciary activities that are not required to be reported in a trust fund. The District has no fiduciary funds.

C. Basis of Presentation and Measurement Focus

Government-Wide Financial Statements - The Statement of Net Position and the Statement of Activities display information about the District as a whole. These statements include the financial activities of the primary government, except for fiduciary funds.

The government-wide Statement of Activities presents a comparison between direct expenses and program revenues for each function or program of the governmental activities of the District. Direct expenses are those that are specifically associated with a service, program or department and therefore clearly identifiable to a particular function. Program revenues include amounts paid by the recipient of goods or services offered by the program and grants and contributions that are restricted to meeting the operational or capital requirements of a particular program. Revenues not classified as program revenues are presented as general revenues of the District.

**NORTH CANTON CITY SCHOOL DISTRICT
STARK COUNTY, OHIO**

NOTES TO THE BASIC FINANCIAL STATEMENTS
FOR THE FISCAL YEAR ENDED JUNE 30, 2023

NOTE 2 - SUMMARY OF SIGNIFICANT ACCOUNTING POLICIES - (Continued)

The government-wide financial statements are prepared using the economic resources measurement focus. All assets and deferred outflows of resources and all liabilities and deferred inflows of resources associated with the operation of the District are included on the Statement of Net Position.

Fund Financial Statements - Fund financial statements report detailed information about the District. The focus of governmental fund financial statements is on major funds rather than reporting funds by type. Each major fund is presented in a separate column, and all nonmajor funds are aggregated into one column. Fiduciary funds are reported by fund type.

All governmental funds are accounted for using a flow of current financial resources measurement focus. With this measurement focus, only current assets, current deferred outflows of resources, current liabilities and current deferred inflows of resources generally are included on the Balance Sheet. The Statement of Revenues, Expenditures and Changes in Fund Balances reports on the sources (i.e., revenues and other financing sources) and uses (i.e., expenditures and other financing uses) of current financial resources. This approach differs from the manner in which the governmental activities of the government-wide financial statements are prepared. Governmental fund financial statements therefore include a reconciliation with brief explanations to better identify the relationship between the government-wide statements and the statements for governmental funds.

Fiduciary funds present a statement of changes in fiduciary net position which reports additions to and deductions from custodial funds.

D. Basis of Accounting

Basis of accounting determines when transactions are recorded in the financial records and reported on the financial statements. Government-wide financial statements are prepared using the accrual basis of accounting. Governmental funds use the modified accrual basis of accounting. Fiduciary funds also use the accrual basis of accounting.

Revenues - Exchange and Nonexchange Transactions - Revenue resulting from exchange transactions, in which each party gives and receives essentially equal value are recorded on the accrual basis when the exchange takes place. On a modified accrual basis, revenue is recorded in the fiscal year in which the resources are measurable and become available. Available means that the resources will be collected within the current fiscal year or are expected to be collected soon enough thereafter to be used to pay liabilities of the current fiscal year. For the District, available means expected to be received within sixty days of fiscal year end.

Nonexchange transactions, in which the District receives value without directly giving equal value in return, include property taxes, grants, entitlements and donations. On an accrual basis, revenue from property taxes is recognized in the fiscal year for which the taxes are levied (See Note 6). Revenue from grants, entitlements and donations is recognized in the fiscal year in which all eligibility requirements have been satisfied. Eligibility requirements include timing requirements, which specify the year when the resources are required to be used or the fiscal year when use is first permitted, matching requirements, in which the District must provide local resources to be used for a specified purpose and expenditure requirements, in which the resources are provided to the District on a reimbursement basis. On a modified accrual basis, revenue from nonexchange transactions must also be available before it can be recognized.

Under the modified accrual basis, the following revenue sources are considered to be both measurable and available at fiscal year-end: property taxes available as an advance, interest, tuition, grants, student fees and rentals.

**NORTH CANTON CITY SCHOOL DISTRICT
STARK COUNTY, OHIO**

NOTES TO THE BASIC FINANCIAL STATEMENTS
FOR THE FISCAL YEAR ENDED JUNE 30, 2023

NOTE 2 - SUMMARY OF SIGNIFICANT ACCOUNTING POLICIES - (Continued)

Deferred Outflows of Resources and Deferred Inflows of Resources - In addition to assets, the government-wide statement of net position will report a separate section for deferred outflows of resources. Deferred outflows of resources represent a consumption of net assets that applies to a future period and will not be recognized as an outflow of resources (expense/expenditure) until then. See Notes 12 and 13 for deferred outflows of resources related to net pension liability and net OPEB liability/asset, respectively.

In addition to liabilities, both the government-wide statement of net position and the governmental fund financial statements report a separate section for deferred inflows of resources. Deferred inflows of resources represent an acquisition of net assets that applies to a future period and will not be recognized as an inflow of resources (revenue) until that time. Deferred inflows of resources include property taxes and unavailable revenue. Property taxes represent amounts for which there is an enforceable legal claim as of June 30, 2023, but which were levied to finance fiscal year 2024 operations. These amounts have been recorded as a deferred inflow of resources on both the government-wide statement of net position and the governmental fund financial statements. Unavailable revenue is reported only on the governmental funds balance sheet, and represents receivables which will not be collected within the available period. Unavailable revenue includes, but is not limited to, delinquent property taxes and intergovernmental grants. These amounts are deferred and recognized as an inflow of resources in the period the amounts become available.

See Notes 12 and 13 for deferred inflows of resources related to net pension liability/asset and net OPEB liability, respectively. These deferred inflows of resources are only reported on the government-wide statement of net position.

Expenses/Expenditures - On the accrual basis of accounting, expenses are recognized at the time they are incurred. The entitlement value of donated commodities received during the year is reported in the fund financial statements as an expenditure with a like amount reported as intergovernmental revenue.

The measurement focus of governmental fund accounting is on decreases in net financial resources (expenditures) rather than expenses. Expenditures are generally recognized in the accounting period in which the related fund liability is incurred, if measurable. Allocations of cost, such as depreciation and amortization, are not recognized in governmental funds.

E. Budgets

The budgetary process is prescribed by provisions of the Ohio Revised Code and entails the preparation of budgetary documents within an established timetable. The major documents prepared are the tax budget, the Certificate of Estimated Resources, and the appropriation resolution, all of which are prepared on the budgetary basis of accounting. The Certificate of Estimated Resources and the appropriations resolution are subject to amendment throughout the year with the legal restriction that appropriations cannot exceed estimated resources, as certified. All funds, other than custodial funds, are legally required to be budgeted and appropriated. The legal level of budgetary control has been established at the first digit of the object level for all functions for the general fund and at the fund level for all other funds. Any budgetary modifications at this level may only be made by resolution of the Board of Education.

**NORTH CANTON CITY SCHOOL DISTRICT
STARK COUNTY, OHIO**

NOTES TO THE BASIC FINANCIAL STATEMENTS
FOR THE FISCAL YEAR ENDED JUNE 30, 2023

NOTE 2 - SUMMARY OF SIGNIFICANT ACCOUNTING POLICIES - (Continued)

Alternate Tax Budget:

On October 25, 2005, the Stark County Budget Commission voted to waive the requirement that school districts adopt a tax budget as required by Section 5705.28 of the Ohio Revised Code, by January 15 and the filing by January 20. The Budget Commission now requires an alternate tax budget be submitted by January 20 which no longer requires specific Board approval.

Estimated Resources:

By April 1, the Board of Education accepts, by formal resolution, the tax rates as determined by the Budget Commission and receives the Commission's Certificate of Estimated Resources, which states the projected revenue of each fund. Prior to June 30, the District must revise its budget so that total contemplated expenditures from any fund during the ensuing year will not exceed the amount stated in the certificate of estimated resources. The revised budget then serves as the basis for the appropriation measure. On or about July 1, the certificate is amended to include any unencumbered cash balances from the preceding year. The certificate may be further amended during the year if projected increases or decreases in revenue are identified by the District Treasurer. The amounts reported in the budgetary statement reflect the amounts from the Certificate of Estimated Resources that was in effect at the time the original and final appropriations were passed by the Board of Education.

Appropriations:

Upon receipt from the County Auditor of an Amended Certificate of Estimated Resources based on final assessed values and tax rates or a certificate saying no new certificate is necessary, the annual appropriation resolution is enacted by the Board of Education. Prior to the passage of the annual appropriation measure, the Board may pass a temporary appropriation measure to meet the ordinary expenses of the District. The appropriation resolution, at the first digit of the object level for all functions for the general fund and at the fund level for all other funds, must be within the estimated resources as certified by the County Budget Commission and the total of expenditures may not exceed the appropriation totals at any level of control. Any revisions that alter the level of budgetary control must be approved by the Board of Education.

The Board may pass supplemental fund appropriations so long as the total appropriations by fund do not exceed the amounts set forth in the most recent Certificate of Estimated Resources. During the year, all supplemental appropriations were legally enacted.

The appropriation resolution is subject to amendment by the Board throughout the year with the restriction that appropriations may not exceed estimated revenues. The amounts reported as the original budget amounts reflect the first appropriation for that fund which covered the entire fiscal year, including amounts automatically carried over from prior year. The amounts reported as the final budgeted amounts represent the final appropriation amounts passed by the Board during the year.

Lapsing of Appropriations:

At the close of each fiscal year, the unencumbered balance of each appropriation reverts to the respective fund from which it was appropriated and becomes subject to future appropriation. Encumbered appropriations are carried forward to the succeeding fiscal year and are not re-appropriated.

**NORTH CANTON CITY SCHOOL DISTRICT
STARK COUNTY, OHIO**

NOTES TO THE BASIC FINANCIAL STATEMENTS
FOR THE FISCAL YEAR ENDED JUNE 30, 2023

NOTE 2 - SUMMARY OF SIGNIFICANT ACCOUNTING POLICIES - (Continued)

F. Cash and Investments

To improve cash management, cash received by the District is pooled in a central bank account. Monies for all funds are maintained in this pool. Individual fund integrity is maintained through the District's records. Each fund's interest in the pool is presented as "equity in pooled cash and cash equivalents" on the basic financial statements.

During fiscal year 2023, investments were limited to commercial paper, Federal Farm Credit Bank (FFCB) securities, Federal Home Loan Bank (FHLB) securities, Federal Home Loan Mortgage Corporation (FHLMC) securities, Federal National Mortgage Association (FNMA) securities, Public Equity Funds Company (PEFCO) negotiable certificate of deposit, U.S. Treasury notes, U.S. Government money market funds and State Treasury Asset Reserve of Ohio (STAR Ohio). Except for nonparticipating investment contracts, investments are reported at fair value, which is based on quoted market prices. Nonparticipating investment contracts, such as nonnegotiable certificates of deposit, are reported at cost.

The District invested in STAR Ohio. STAR Ohio (the State Treasury Asset Reserve of Ohio), is an investment pool managed by the State Treasurer's Office which allows governments within the State to pool their funds for investment purposes. STAR Ohio is not registered with the SEC as an investment company, but has adopted Governmental Accounting Standards Board (GASB), Statement No. 79, "Certain External Investment Pools and Pool Participants." The District measures their investment in STAR Ohio at the net asset value (NAV) per share provided by STAR Ohio. The NAV per share is calculated on an amortized cost basis that provides an NAV per share that approximates fair value.

There were no limitations or restrictions on any participant withdrawals due to redemption notice periods, liquidity fees, or redemption gates. However, 24 hours notice in advance of all deposits and withdrawals exceeding \$100 million is encouraged. STAR Ohio reserves the right to limit the transaction to \$250 million, requiring the excess amount to be transacted the following business day(s), but only to the \$250 million limit. All accounts of the participant will be combined for these purposes.

Under existing Ohio statutes all investment earnings are assigned to the general fund unless statutorily required to be credited to a specific fund. The Board of Education has, by resolution, specified the funds to receive an allocation of interest earnings. Interest revenue credited to the general fund during fiscal year 2023 amounted to \$509,477 which includes \$126,147 assigned from other District funds.

For presentation on the basic financial statements, investments of the cash management pool and investments with original maturities of three months or less at the time they are purchased by the District are considered to be cash equivalents. Investments with an initial maturity of more than three months are reported as investments.

An analysis of the District's investment account at fiscal year-end is provided in Note 4.

G. Prepayments

Certain payments to vendors reflect the costs applicable to future accounting periods and are recorded as prepaid items in both government-wide and fund financial statements. These items are reported as assets on the balance sheet using the consumption method. A current asset for the prepaid amounts is recorded at the time of the purchase and the expenditure/expense is reported in the year in which services are consumed. At fiscal year-end, because prepayments are not available to finance future governmental fund expenditures, the fund balance is nonspendable on the fund financial statements by an amount equal to the carrying value of the asset.

**NORTH CANTON CITY SCHOOL DISTRICT
STARK COUNTY, OHIO**

NOTES TO THE BASIC FINANCIAL STATEMENTS
FOR THE FISCAL YEAR ENDED JUNE 30, 2023

NOTE 2 - SUMMARY OF SIGNIFICANT ACCOUNTING POLICIES - (Continued)

H. Inventory

On government-wide and fund financial statements, purchased inventories are presented at the lower of cost or market and donated commodities are presented at their entitlement value. Inventories are recorded on a first-in, first-out basis and are expensed/expended when used. Inventories are accounted for using the consumption method which means that the costs of inventory items are recorded as an expenditure in the governmental funds when consumed.

On the fund financial statements, reported material and supplies inventory is equally offset by nonspendable fund balance in the governmental funds which indicates that it does not constitute available spendable resources even though it is a component of net current assets.

Inventory consists of expendable supplies held for consumption, donated food, purchased food and non-food supplies.

I. Capital Assets

General capital assets are those assets specifically related to governmental activities. These assets result from expenditures in the governmental funds. These assets are reported in the governmental activities column of the government-wide Statement of Net Position, but are not reported in the fund financial statements.

All capital assets are capitalized at cost (or estimated historical cost) and updated for additions and retirements during the year. Donated capital assets are recorded at their acquisition value as of the date received. The District's capitalization threshold is \$5,000 for general capital assets. The District does not possess any infrastructure. Improvements are capitalized; the costs of normal maintenance and repairs that do not add to the value of the asset or materially extend an asset's life are not capitalized.

All reported capital assets except land and construction in progress are depreciated/amortized. Improvements are depreciated over the remaining useful lives of the related capital assets. Depreciation/amortization is computed using the straight-line method over the following useful lives:

Description	Governmental Activities Estimated Lives
Land improvements	20 years
Buildings and improvements	20 - 50 years
Furniture and equipment	5 - 20 years
Vehicles	8 years
Intangible right to use assets	5 years

The District is reporting intangible right to use assets related to lease equipment and Subscription Based Information Technology Arrangements (SBITAs). The intangible assets are being amortized in a systematic and rational manner of the shorter of the lease term/subscription or the useful life of the underlying asset.

J. Bond Issuance Cost/Unamortized Bond Premium and Discount/Unamortized Deferred Charges on Debt Refunding

On fund financial statements and the government-wide financial statements, issuance costs are expensed/expended in the fiscal year they occur.

**NORTH CANTON CITY SCHOOL DISTRICT
STARK COUNTY, OHIO**

**NOTES TO THE BASIC FINANCIAL STATEMENTS
FOR THE FISCAL YEAR ENDED JUNE 30, 2023**

NOTE 2 - SUMMARY OF SIGNIFICANT ACCOUNTING POLICIES - (Continued)

Bond premiums are deferred and amortized over the term of the bonds using the straight-line method, which approximates the effective interest method. Bond premiums are presented as an addition to the face amount of the bonds.

For bond refundings resulting in the defeasance of debt reported in the government-wide financial statements, the difference between the reacquisition price and the net carrying amount of the old debt is deferred and amortized as a component of interest expense. This accounting gain or loss is amortized over the remaining life of the old debt or the life of the new debt, whichever is shorter and is presented as a deferred outflow of resources on the statement of net position.

On the governmental fund financial statements, bond issuance costs and bond premiums are recognized in the current period. A reconciliation between the bonds face value and the amount reported on the Statement of Net Position is presented in Note 9.A.

K. Interfund Balances

On fund financial statements, receivables and payables resulting from short-term interfund loans are classified as "interfund loans receivables/payables." These amounts are eliminated in the governmental activities column on the Statement of Net Position.

L. Compensated Absences

The District reports compensated absences in accordance with the provisions of GASB No. 16, "Accounting for Compensated Absences." Vacation benefits are accrued as a liability as the benefits are earned if the employee's rights to receive compensation are attributable to services already rendered and it is probable that the District will compensate the employees for the benefits through paid time off or some other means. Sick leave benefits are accrued as a liability using the "vesting method." A liability for sick leave is based on the sick leave accumulated at the Balance Sheet date by those employees who are currently eligible to receive termination (severance) payments, as well as those employees expected to become eligible in the future. For purposes of establishing a liability for this future severance eligibility, all employees with fifteen (15) years of service at any age were included.

The entire compensated absence liability is reported on the government-wide financial statements.

For governmental fund financial statements, compensated absences are recognized as liabilities and expenditures as payments come due each period upon the occurrence of employee resignations and retirements.

M. Accrued Liabilities and Long-Term Obligations

All payables, accrued liabilities and long-term obligations are reported in the government-wide financial statements.

In general, governmental fund payables and accrued liabilities that, once incurred, are paid in a timely manner and in full from current financial resources are reported as obligations of the funds. However, claims and judgments and compensated absences that will be paid from governmental funds are reported as a liability in the fund financial statements only to the extent that they are due for payment during the current year. Bonds and loans are recognized on the fund financial statements when due. Net pension/OPEB liability should be recognized in the governmental funds to the extent that benefit payments are due and payable and the pension/OPEB plan's fiduciary net pension is not sufficient for payment of those benefits.

**NORTH CANTON CITY SCHOOL DISTRICT
STARK COUNTY, OHIO**

NOTES TO THE BASIC FINANCIAL STATEMENTS
FOR THE FISCAL YEAR ENDED JUNE 30, 2023

NOTE 2 - SUMMARY OF SIGNIFICANT ACCOUNTING POLICIES - (Continued)

N. Fund Balance

Fund balance is divided into five classifications based primarily on the extent to which the District is bound to observe constraints imposed upon the use of the resources in the governmental funds. The classifications are as follows:

Nonspendable - The nonspendable fund balance classification includes amounts that cannot be spent because they are not in spendable form or legally required to be maintained intact. The “not in spendable form” criterion includes items that are not expected to be converted to cash. It also includes the long-term amount of loans receivable.

Restricted - Fund balance is reported as restricted when constraints are placed on the use of resources that are either externally imposed by creditors (such as through debt covenants), grantors, contributors, or laws or regulations of other governments, or imposed by law through constitutional provisions or enabling legislation.

Committed - The committed fund balance classification includes amounts that can be used only for the specific purposes imposed by a formal action (resolution) of the District Board of Education (the highest level of decision making authority). Those committed amounts cannot be used for any other purpose unless the District Board of Education removes or changes the specified use by taking the same type of action (resolution) it employed to previously commit those amounts. Committed fund balance also incorporates contractual obligations to the extent that existing resources in the fund have been specifically committed for use in satisfying those contractual requirements.

Assigned - Amounts in the assigned fund balance classification are intended to be used by the District for specific purposes, but do not meet the criteria to be classified as restricted nor committed. In governmental funds other than the general fund, assigned fund balance represents the remaining amount that is not restricted or committed. In the general fund, assigned amounts represent intended uses established by policies of the District Board of Education, which includes giving the Treasurer the authority to constrain monies for intended purposes.

Unassigned - Unassigned fund balance is the residual classification for the general fund and includes all spendable amounts not contained in the other classifications. In other governmental funds, the unassigned classification is only used to report a deficit fund balance resulting from overspending for specific purposes for which amounts had been restricted, committed, or assigned.

The District applies restricted resources first when expenditures are incurred for purposes for which restricted and unrestricted (committed, assigned, and unassigned) fund balance is available. Similarly, within unrestricted fund balance, committed amounts are reduced first followed by assigned, and then unassigned amounts when expenditures are incurred for purposes for which amounts in any of the unrestricted fund balance classifications could be used.

O. Net Position

Net position represents the difference between assets and deferred outflows of resources and liabilities and deferred inflows of resources. The net position component “net investment in capital assets,” consists of capital assets, net of accumulated depreciation, reduced by the outstanding balances of any borrowing used for the acquisition, construction or improvement of those assets. Deferred outflows of resources and deferred inflows of resources that are attributable to the acquisition, construction or improvement of those assets or related debt also should be included in this component of net position. Net position is reported as restricted when there are limitations imposed on its use either through the enabling legislation adopted by the District or through external restrictions imposed by creditors, grantors or laws or regulations of other governments. The restriction for other purposes consists of monies restricted for food service operations.

**NORTH CANTON CITY SCHOOL DISTRICT
STARK COUNTY, OHIO**

**NOTES TO THE BASIC FINANCIAL STATEMENTS
FOR THE FISCAL YEAR ENDED JUNE 30, 2023**

NOTE 2 - SUMMARY OF SIGNIFICANT ACCOUNTING POLICIES - (Continued)

The District applies restricted resources first when an expense is incurred for purposes for which both restricted and unrestricted net position is available.

P. Estimates

The preparation of the basic financial statements in conformity with GAAP requires management to make estimates and assumptions that affect the amounts reported in the basic financial statements and accompanying notes. Actual results may differ from those estimates.

Q. Interfund Activity

Exchange transactions between funds are reported as revenues in the seller funds and as expenditures/expenses in the purchaser funds. Flows of cash or goods from one fund to another without a requirement for repayment are reported as interfund transfers. Interfund transfers are reported as other financing sources/uses in governmental funds. Repayments from funds responsible for particular expenditures/expenses to the funds that initially paid for them are not presented on the basic financial statements.

Interfund activity between governmental funds is eliminated in the Statement of Activities.

R. Nonpublic Schools

Within the District boundaries, St. Paul School is operated through the Youngstown Catholic Diocese. Current State legislation provides funding to this parochial school. The monies are received and disbursed on behalf of the parochial school by the Treasurer of the District, as directed by the parochial school. The activity of these State monies by the District is reflected in a nonmajor governmental fund for financial reporting purposes.

S. Pensions/Other Postemployment Benefits (OPEB)

For purposes of measuring the net pension/OPEB liability, net OPEB asset, deferred outflows of resources and deferred inflows of resources related to pensions/OPEB, and pension/OPEB expense, information about the fiduciary net position of the pension/OPEB plans and additions to/deductions from their fiduciary net position have been determined on the same basis as they are reported by the pension/OPEB plan. For this purpose, benefit payments (including refunds of employee contributions) are recognized when due and payable in accordance with the benefit terms. The pension/OPEB plans report investments at fair value.

T. Fair Value

The District categorizes its fair value measurements within the fair value hierarchy established by generally accepted accounting principles. The hierarchy is based on the valuation inputs used to measure the fair value of the asset. Level 1 inputs are quoted prices in active markets for identical assets; Level 2 inputs are significant other observable inputs; Level 3 inputs are significant unobservable inputs.

U. Extraordinary and Special Items

Extraordinary items are transactions or events that are both unusual in nature and infrequent in occurrence. Special items are transactions or events that are within the control of the Board of Education and that are either unusual in nature or infrequent in occurrence. Neither occurred during fiscal year 2023.

**NORTH CANTON CITY SCHOOL DISTRICT
STARK COUNTY, OHIO**

NOTES TO THE BASIC FINANCIAL STATEMENTS
FOR THE FISCAL YEAR ENDED JUNE 30, 2023

NOTE 3 - ACCOUNTABILITY AND COMPLIANCE

A. Change in Accounting Principles/Restatement of Net Position

For fiscal year 2023, the District has implemented GASB Statement No. 91, “Conduit Debt Obligations”, GASB Statement No. 94, “Public-Private and Public-Public Partnerships and Availability Payment Arrangements”, GASB Statement No. 96, “Subscription Based Information Technology Arrangements”, certain questions and answers of GASB Implementation Guide 2021-1 and certain paragraphs of GASB Statement No. 99, “Omnibus 2022”.

GASB Statement No. 91 provides a single method of reporting conduit debt obligations by issuers and eliminate diversity in practice associated with (1) commitments extended by issuers, (2) arrangements associated with conduit debt obligations, and (3) related note disclosures. This Statement achieves those objectives by clarifying the existing definition of a conduit debt obligation; establishing that a conduit debt obligation is not a liability of the issuer; establishing standards for accounting and financial reporting of additional commitments and voluntary commitments extended by issuers and arrangements associated with conduit debt obligations; and improving required note disclosures. The implementation of GASB Statement No. 91 did not have an effect on the financial statements of the District.

GASB Statement No. 94 is to improve financial reporting by addressing issues related to public-private and public partnership arrangements (PPPs). As used in this Statement, a PPP is an arrangement in which a government (the transferor) contracts with an operator (a governmental or nongovernmental entity) to provide public services by conveying control of the right to operate or use a nonfinancial asset, such as infrastructure or other capital asset (the underlying PPP asset), for a period of time in an exchange or exchange-like transaction. The implementation of GASB Statement No. 94 did not have an effect on the financial statements of the District.

GASB Statement No. 96 provides guidance on the accounting and financial reporting for subscription-based information technology arrangements (SBITAs) for government end users (governments). This Statement (1) defines a SBITA; (2) establishes that a SBITA results in a right-to-use subscription asset—an intangible asset—and a corresponding subscription liability; (3) provides the capitalization criteria for outlays other than subscription payments, including implementation costs of a SBITA; and (4) requires note disclosures regarding a SBITA. To the extent relevant, the standards for SBITAs are based on the standards established in Statement No. 87, Leases, as amended.

These changes were incorporated in the District’s fiscal year 2023 financial statements. The District recognized \$20,661 in governmental activities in subscriptions payable at July 1, 2022; however, this entire amount was offset by the intangible asset, right to use subscription assets.

A net position restatement is required in order implement GASB Statement No. 96. The governmental activities have been restated as follows:

	Governmental Activities
Net position as previously reported	\$ 8,530,833
GASB 96	<u>440,651</u>
Restated net position at July 1, 2022	<u>\$ 8,971,484</u>

**NORTH CANTON CITY SCHOOL DISTRICT
STARK COUNTY, OHIO**

NOTES TO THE BASIC FINANCIAL STATEMENTS
FOR THE FISCAL YEAR ENDED JUNE 30, 2023

NOTE 3 - ACCOUNTABILITY AND COMPLIANCE - (Continued)

GASB Implementation Guide 2021-1 provides clarification on issues related to previously established GASB guidance. The implementation of GASB Implementation Guide 2021-1 did not have an effect on the financial statements of the District.

GASB Statement No. 99 to enhance comparability in accounting and financial reporting and to improve the consistency of authoritative literature by addressing (1) practice issues that have been identified during implementation and application of certain GASB Statements and (2) accounting and financial reporting for financial guarantees. The implementation of GASB Statement No. 99 did not have an effect on the financial statements of the District.

B. Deficit Fund Balances

Fund balances at June 30, 2023 included the following individual fund deficits:

<u>Nonmajor funds</u>	<u>Deficit</u>
ESSER	\$ 118,826
Title VI-B	32,227
Title I	31,730
Title II-A	41,903

The general fund is liable for any deficit in these funds and provides transfers when cash is required, not when accruals occur. The deficit fund balances resulted from adjustments for accrued liabilities.

NOTE 4 - DEPOSITS AND INVESTMENTS

State statutes classify monies held by the District into three categories.

Active deposits are public deposits necessary to meet current demands on the treasury. Such monies must be maintained either as cash in the District treasury, in commercial accounts payable or withdrawable on demand, including negotiable order of withdrawal (NOW) accounts, or in money market deposit accounts.

Inactive deposits are public deposits that the Board of Education has identified as not required for use within the current five year period of designation of depositories. Inactive deposits must either be evidenced by certificates of deposit maturing not later than the end of the current period of designation of depositories, or by savings or deposit accounts including, but not limited to, passbook accounts.

Interim deposits are deposits of interim monies. Interim monies are those monies which are not needed for immediate use, but which will be needed before the end of the current period of designation of depositories. Interim deposits must be evidenced by time certificates of deposit maturing not more than one year from the date of deposit or by savings or deposit accounts including passbook accounts.

**NORTH CANTON CITY SCHOOL DISTRICT
STARK COUNTY, OHIO**

NOTES TO THE BASIC FINANCIAL STATEMENTS
FOR THE FISCAL YEAR ENDED JUNE 30, 2023

NOTE 4 - DEPOSITS AND INVESTMENTS - (Continued)

Interim monies may be deposited or invested in the following securities:

1. United States Treasury Notes, Bills, Bonds, or any other obligation or security issued by the United States Treasury or any other obligation guaranteed as to principal and interest by the United States;
2. Bonds, notes, debentures, or any other obligations or securities issued by any federal government agency or instrumentality, including, but not limited to, the Federal National Mortgage Association, Federal Home Loan Bank, Federal Farm Credit Bank, Federal Home Loan Mortgage Corporation and Government National Mortgage Association. All federal agency securities shall be direct issuances of federal government agencies or instrumentalities;
3. Written repurchase agreements in the securities listed above provided that the fair value of the securities subject to the repurchase agreement must exceed the principal value of the agreement by at least two percent and be marked to market daily and that the term of the agreement must not exceed thirty days;
4. Bonds and other obligations of the State of Ohio, and with certain limitations including a requirement for maturity within ten years from the date of settlement, bonds and other obligations of political subdivisions of the State of Ohio, if training requirements have been met;
5. Time certificates of deposit or savings or deposit accounts including, but not limited to, passbook accounts;
6. No-load money market mutual funds consisting exclusively of obligations described in items (1) and (2) above and repurchase agreements secured by such obligations, provided that investments in securities described in this division are made only through eligible institutions;
7. The State Treasurer's investment pool, the State Treasury Asset Reserve of Ohio (STAR Ohio); and,
8. Certain bankers' acceptances (for a period not to exceed one hundred eighty days) and commercial paper notes (for a period not to exceed two hundred seventy days) in an amount not to exceed 40 percent of the interim monies available for investment at any one time if training requirements have been met.

Protection of the District's deposits is provided by the Federal Deposit Insurance Corporation (FDIC) and the Ohio Pooled Collateral System (OPCS), by eligible securities pledged by the financial institution as security for repayment, by surety company bonds deposited with the Treasurer by the financial institution or by a single collateral pool established by the financial institution to secure the repayment of all public monies deposited with the institution.

Investments in stripped principal or interest obligations, reverse repurchase agreements and derivatives are prohibited. The issuance of taxable notes for the purpose of arbitrage, the use of leverage and short selling are also prohibited. An investment must mature within five years from the date of purchase unless matched to a specific obligation or debt of the District, and must be purchased with the expectation that it will be held to maturity. Investments may only be made through specified dealers and institutions. Payment for investments may be made only upon delivery of the securities representing the investments to the Treasurer or, if the securities are not represented by a certificate, upon receipt of confirmation of transfer from the custodian.

A. Deposits with Financial Institutions

At June 30, 2023, the carrying amount of all District deposits was \$10,436,484 and the bank balance of all District deposits was \$10,783,803. Of the bank balance, \$371,140 was covered by the FDIC, \$6,669,496 was covered by the Ohio Pooled Collateral System and \$3,743,167 was exposed to custodial credit risk because this amount was uninsured and uncollateralized.

**NORTH CANTON CITY SCHOOL DISTRICT
STARK COUNTY, OHIO**

NOTES TO THE BASIC FINANCIAL STATEMENTS
FOR THE FISCAL YEAR ENDED JUNE 30, 2023

NOTE 4 - DEPOSITS AND INVESTMENTS - (Continued)

Custodial credit risk is the risk that, in the event of bank failure, the District will not be able to recover deposits or collateral securities that are in the possession of an outside party. The District has no deposit policy for custodial credit risk beyond the requirements of State statute. Ohio law requires that deposits either be insured or protected by (1) eligible securities pledged to the District and deposited with a qualified trustee by the financial institution as security for repayment whose fair value at all times shall be at least 105 percent of the deposits being secured, or (2) participation in the Ohio Pooled Collateral System (OPCS), a collateral pool of eligible securities deposited with a qualified trustee and pledged to the Treasurer of State to secure the repayment of all public monies deposited in the financial institution. OPCS requires the total fair value of the securities pledged to be 102 percent of the deposits being secured or a reduced rate set by the Treasurer of State. For 2023, the District's financial institutions were approved for a reduced collateral rate of 62.55% through the OPCS. Although all statutory requirements for the deposit of money had been followed, noncompliance with Federal requirements could potentially subject the District to a successful claim by the FDIC.

B. Investments

As of June 30, 2023, the District had the following investments and maturities:

Measurement/ <u>Investment type</u>	Measurement <u>Value</u>	6 months or <u>less</u>	<u>Investment Maturities</u>			
			7 to 12 <u>months</u>	13 to 18 <u>months</u>	19 to 24 <u>months</u>	Greater than <u>24 months</u>
<i>Fair value:</i>						
Commercial paper	\$ 249,468	\$ 249,468	\$ -	\$ -	\$ -	\$ -
FFCB	5,583,151	248,638	718,770	268,525	1,614,055	2,733,163
FHLB	5,325,328	-	1,430,205	668,139	692,568	2,534,416
FHLMC	2,211,819	2,211,819	-	-	-	-
FNMA	732,721	-	-	-	459,040	273,681
PEFCO	117,558	-	-	-	-	117,558
Negotiable CDs	1,988,245	614,032	597,201	-	550,162	226,850
US Treasury notes	9,524,151	5,217,221	772,394	-	-	3,534,536
US Government money market	6,726,091	6,726,091	-	-	-	-
<i>Amortized cost:</i>						
STAR Ohio	11,706,565	11,706,565	-	-	-	-
Total	\$ 44,165,097	\$ 26,973,834	\$ 3,518,570	\$ 936,664	\$ 3,315,825	\$ 9,420,204

The weighted average of maturity of investments is 1 year.

The District's investments in U.S. Government money market mutual funds are valued using quoted market prices in active markets (Level 1 inputs). The District's investments in commercial paper, federal agency securities (FFCB, FHLB, FHLMC, FNMA), PEFCO, negotiable CD's, and US Treasury notes are valued using quoted prices in markets that are not considered to be active, dealer quotations or alternative pricing sources for similar assets or liabilities for which all significant inputs are observable, either directly or indirectly (Level 2 inputs).

Interest Rate Risk: As a means of limiting its exposure to fair value losses arising from rising interest rates and according to State law, the District's investment policy limits investment portfolio maturities to five years or less.

**NORTH CANTON CITY SCHOOL DISTRICT
STARK COUNTY, OHIO**

NOTES TO THE BASIC FINANCIAL STATEMENTS
FOR THE FISCAL YEAR ENDED JUNE 30, 2023

NOTE 4 - DEPOSITS AND INVESTMENTS - (Continued)

Credit Risk: The District's investments in commercial paper were rated P-1 by Moody's Investor Services. The District's investments in federal agency securities and U.S. Treasury notes were rated AA+ and Aaa by Standard & Poor's and Moody's Investor Services, respectively. Standard & Poor's has assigned STAR Ohio and the U.S. Government money market an AAAM money market rating. Ohio Law requires that STAR Ohio maintain the highest rating provided by at least one nationally recognized standard rating service. The District's investment policy does not specifically address credit risk beyond the adherence to all relevant sections of the Ohio Revised Code.

Custodial Credit Risk: For an investment, custodial credit risk is the risk that, in the event of the failure of the counterparty, the District will not be able to recover the value of its investments or collateral securities that are in the possession of an outside party. The federal agency securities are exposed to custodial credit risk in that they are uninsured, unregistered and held by the counterparty's trust department or agent, but not in the District's name. The District has no investment policy dealing with investment custodial risk beyond the requirement in State statute that prohibits payment for investments prior to the delivery of the securities representing such investments to the Treasurer or qualified trustee.

Concentration of Credit Risk: The District places no limit on the amount that may be invested in any one issuer. The following table includes the percentage of each investment type held by the District at June 30, 2023:

<u>Measurement/ Investment type</u>	<u>Measurement Value</u>	<u>% of Total</u>
<i>Fair value:</i>		
Commercial paper	\$ 249,468	0.56%
FFCB	5,583,151	12.64%
FHLB	5,325,328	12.06%
FHLMC	2,211,819	5.01%
FNMA	732,721	1.66%
PEFC	117,558	0.27%
Negotiable CDs	1,988,245	4.50%
US Treasury notes	9,524,151	21.56%
US Government money market	6,726,091	15.23%
<i>Amortized cost:</i>		
STAR Ohio	<u>11,706,565</u>	<u>26.51%</u>
Total	<u>\$ 44,165,097</u>	<u>100.00%</u>

C. Reconciliation of Cash and Investments to the Financial Statements

The following is a reconciliation of cash and investments as reported in the note above to cash and investments as reported on the financial statements as of June 30, 2023:

<u>Cash and investments per note</u>	
Carrying amount of deposits	\$ 10,436,484
Investments	<u>44,165,097</u>
Total	<u>\$ 54,601,581</u>
 <u>Cash and investments per financial statements</u>	
Governmental activities	<u>\$ 54,601,581</u>

**NORTH CANTON CITY SCHOOL DISTRICT
STARK COUNTY, OHIO**

NOTES TO THE BASIC FINANCIAL STATEMENTS
FOR THE FISCAL YEAR ENDED JUNE 30, 2023

NOTE 5 - INTERFUND TRANSACTIONS

A. Interfund transfers for the year ended June 30, 2023, consisted of the following, as reported on the fund statements:

	<u>Amount</u>
<u>Transfers from general fund to:</u>	
Nonmajor governmental funds	<u>\$ 360,000</u>

Transfers are used to move revenues from the fund that statute or budget required to collect them to the fund that statute or budget requires to expend them and to use unrestricted revenues collected in the general fund to finance various programs accounted for in other funds in accordance with budgetary authorizations.

B. Interfund loans receivable/payable consisted of the following at June 30, 2023, as reported on the fund statement:

<u>Receivable Fund</u>	<u>Payable Fund</u>	<u>Amount</u>
General fund	Nonmajor governmental funds	<u>\$ 1,483,100</u>

The primary purpose of the interfund balances is to cover costs in specific funds where revenues were not received by June 30. These interfund balances will be repaid once the anticipated revenues are received.

Interfund balances between governmental funds are eliminated on the government-wide Statement of Net Position.

NOTE 6 - PROPERTY TAXES

Property taxes are levied and assessed on a calendar year basis while the District’s fiscal year runs from July through June. First half tax collections are received by the District in the second half of the fiscal year. Second half tax distributions occur in the first half of the following fiscal year.

Property taxes include amounts levied against all real property and public utility property. Real property tax revenues received in calendar year 2023 represent the collection of calendar year 2022 taxes. Real property taxes received in calendar year 2023 were levied after April 1, 2022, on the assessed values as of January 1, 2022, the lien date. Assessed values for real property taxes are established by State statute at 35 percent of appraised market value. Real property taxes are payable annually or semiannually. If paid annually, payment is due December 31; if paid semiannually, the first payment is due December 31, with the remainder payable by June 20. Under certain circumstances, State statute permits alternate payment dates to be established. Public utility property tax revenues received in calendar year 2023 represent the collection of calendar year 2022 taxes. Public utility real and personal property taxes received in calendar year 2023 became a lien on December 31, 2021, were levied after April 1, 2022, and are collected with real property taxes. Public utility real property is assessed at 35 percent of true value; public utility tangible personal property is currently assessed at varying percentages of true value.

The District receives property taxes from Stark County. The County Auditor periodically advances to the District its portion of the taxes collected. Second-half real property tax payments collected by the County by June 30, 2023, are available to finance fiscal year 2023 operations. The amount available as an advance at June 30, 2023 was \$917,225 in the general fund, \$49,470 in the debt service fund (a nonmajor governmental fund) and \$37,708 in the permanent improvement fund (a nonmajor governmental fund). This amount is recorded as revenue. The amount available for advance at June 30, 2022 was \$1,069,387 in the general fund, \$82,837 in the debt service fund (a nonmajor governmental fund) and \$42,105 in the permanent improvement fund (a nonmajor governmental fund). The amount of second-half real property taxes available for advance at fiscal year-end can vary based on the date the tax bills are sent.

**NORTH CANTON CITY SCHOOL DISTRICT
STARK COUNTY, OHIO**

NOTES TO THE BASIC FINANCIAL STATEMENTS
FOR THE FISCAL YEAR ENDED JUNE 30, 2023

NOTE 6 - PROPERTY TAXES – (Continued)

Accrued property taxes receivable includes real property, public utility property and delinquent tangible personal property taxes which are measurable as of June 30, 2023 and for which there is an enforceable legal claim. Although total property tax collections for the next fiscal year are measurable, only the amount of real property taxes available as an advance at June 30 was levied to finance current fiscal year operations and is reported as revenue at fiscal year-end. The portion of the receivable not levied to finance current fiscal year operations is offset by a credit to deferred inflows of resources.

On the accrual basis of accounting, collectible delinquent property taxes have been recorded as a receivable and revenue, while on a modified accrual basis of accounting the revenue has been reported as a deferred inflow of resources.

The assessed values upon which the fiscal year 2023 taxes were collected are:

	2022 Second Half Collections		2023 First Half Collections	
	<u>Amount</u>	<u>Percent</u>	<u>Amount</u>	<u>Percent</u>
Agricultural/residential and other real estate	\$ 911,699,790	96.09	\$ 645,619,750	86.99
Public utility personal	<u>37,140,410</u>	<u>3.91</u>	<u>96,517,860</u>	<u>13.01</u>
Total	<u>\$ 948,840,200</u>	<u>100.00</u>	<u>\$ 742,137,610</u>	<u>100.00</u>
Tax rate per \$1,000 of assessed valuation for:				
Operating	\$86.90		\$85.60	
Debt service	3.80		2.50	
Permanent improvement	2.40		2.40	

NOTE 7 - RECEIVABLES

Receivables at June 30, 2023 consisted of property taxes, accounts (billings for user charged services and student fees), accrued interest and intergovernmental grants and entitlements. All receivables are considered collectible in full due to the ability to foreclose for the nonpayment of taxes, the stable condition of State programs and the current year guarantee of federal funds.

A summary of the principal items of receivables reported on the Statement of Net Position follows:

Governmental activities:	
Property taxes	\$ 41,322,554
Accounts	141,797
Accrued interest	67,089
Intergovernmental	<u>330,660</u>
Total	<u>\$ 41,862,100</u>

Receivables have been disaggregated on the face of the basic financial statements. All receivables are expected to be collected within the subsequent year.

**NORTH CANTON CITY SCHOOL DISTRICT
STARK COUNTY, OHIO**

NOTES TO THE BASIC FINANCIAL STATEMENTS
FOR THE FISCAL YEAR ENDED JUNE 30, 2023

NOTE 8 - CAPITAL ASSETS

Capital asset activity for the fiscal year ended June 30, 2023 was as follows. Due to the implementation of GASB Statement No. 96 (see Note 3.A for detail), the District has reported capital assets for the right to use leased equipment which are reflected in the schedule below.

	Restated Balance <u>6/30/22</u>	<u>Additions</u>	<u>Deductions</u>	Balance <u>6/30/23</u>
Governmental activities:				
<i>Capital assets, not being depreciated/amortized:</i>				
Land	\$ 1,785,562	\$ -	\$ -	\$ 1,785,562
Construction in progress	<u>12,176,568</u>	<u>49,178,667</u>	<u>-</u>	<u>61,355,235</u>
Total capital assets, not being depreciated/amortized	<u>13,962,130</u>	<u>49,178,667</u>	<u>-</u>	<u>63,140,797</u>
<i>Capital assets, being depreciated/amortized:</i>				
Land improvements	6,444,961	476,845	-	6,921,806
Buildings and improvements	45,813,650	1,375,050	-	47,188,700
Furniture and equipment	4,698,229	448,394	-	5,146,623
Vehicles	3,709,438	569,619	(100,995)	4,178,062
Intangible right to use assets:				
SBITAs	461,312	48,236	-	509,548
Equipment	<u>736,473</u>	<u>-</u>	<u>-</u>	<u>736,473</u>
Total capital assets, being depreciated/amortized	<u>61,864,063</u>	<u>2,918,144</u>	<u>(100,995)</u>	<u>64,681,212</u>
<i>Less: accumulated depreciation/amortization</i>				
Land improvements	(3,600,460)	(232,358)	-	(3,832,818)
Buildings and improvements	(26,981,073)	(959,469)	-	(27,940,542)
Furniture and equipment	(3,292,017)	(273,206)	-	(3,565,223)
Vehicles	(2,501,383)	(347,499)	100,995	(2,747,887)
Intangible right to use assets:				
SBITAs	-	(133,007)	-	(133,007)
Equipment	<u>(221,213)</u>	<u>(147,990)</u>	<u>-</u>	<u>(369,203)</u>
Total accumulated depreciation/amortization	<u>(36,596,146)</u>	<u>(2,093,529)</u>	<u>100,995</u>	<u>(38,588,680)</u>
Governmental activities capital assets, net	<u>\$ 39,230,047</u>	<u>\$ 50,003,282</u>	<u>\$ -</u>	<u>\$ 89,233,329</u>

THIS SPACE INTENTIONALLY LEFT BLANK

**NORTH CANTON CITY SCHOOL DISTRICT
STARK COUNTY, OHIO**

NOTES TO THE BASIC FINANCIAL STATEMENTS
FOR THE FISCAL YEAR ENDED JUNE 30, 2023

NOTE 8 - CAPITAL ASSETS - (Continued)

Depreciation expense was charged to governmental functions as follows:

Instruction:

Regular	\$ 1,024,284
Special	1,531
Vocational	36,342

Support services:

Instructional staff	85,353
Administration	1,174
Fiscal	1,546
Business	169,309
Operations and maintenance	494,221
Pupil transportation	21,657
Central	565

Operation of noninstructional services:

Other non-instructional services	10,082
Food service operations	14,840
Extracurricular activities	<u>232,625</u>
Total depreciation expense	<u>\$ 2,093,529</u>

THIS SPACE INTENTIONALLY LEFT BLANK

**NORTH CANTON CITY SCHOOL DISTRICT
STARK COUNTY, OHIO**

NOTES TO THE BASIC FINANCIAL STATEMENTS
FOR THE FISCAL YEAR ENDED JUNE 30, 2023

NOTE 9 - LONG-TERM OBLIGATIONS

A. During the fiscal year 2023, the following changes occurred in governmental activities long-term obligations. Due to the implementation of GASB Statement No. 96 (see Note 3.A for detail), the District has reported obligations for leases payable which are reflected in the schedule below.

	<u>Issued</u>	<u>Due</u>	<u>Interest Rate</u>	<u>Restated Balance 06/30/22</u>	<u>Increase</u>	<u>Decrease</u>	<u>Balance 06/30/23</u>	<u>Amount Due in One Year</u>
General obligation bonds	2020	2056	2.375-4.000%	\$ 56,100,000	\$ -	\$ (2,255,000)	\$ 53,845,000	\$ 895,000
Tax anticipation notes - direct borrowing	2014	2024	3.00%	335,000	-	(165,000)	170,000	170,000
Notes payable - finance purchase - direct borrowing				-	6,121,500	-	6,121,500	306,000
Leases payable - direct borrowing				505,776	-	(143,759)	362,017	150,714
SBITA payable - direct borrowing				20,661	29,448	(20,897)	29,212	19,404
Settlement payable				58,000	-	(29,000)	29,000	29,000
Net pension liability				31,022,211	21,478,243	-	52,500,454	-
Net OPEB liability				3,913,846	-	(1,112,458)	2,801,388	-
Compensated absences				3,786,161	582,568	(194,428)	4,174,301	244,538
Total				\$ 95,741,655	\$ 28,211,759	\$ (3,920,542)	\$ 120,032,872	\$ 1,814,656
Add: Unamortized premium							3,485,972	
Total on statement of net position							\$ 123,518,844	

B. On September 17, 2020, the District issued school improvement bonds in the amount of \$56,100,000 for the purpose of paying the costs of constructing, furnishing, equipping, adding to, renovating, remodeling, rehabilitating, and otherwise improving school district buildings and facilities, and acquiring, clearing, equipping, and otherwise improving real estate for District purposes. Interest rates on the current interest bonds range from 2.375-4.000% with interest payments due on May 1 and November 1 of each year until final maturity at November 1, 2056. The debt will be retired through the debt service fund (a nonmajor governmental fund). At June 30, 2023, there were \$1,694,897 in unspent bond proceeds.

Principal and interest requirements to retire the 2020 general obligation bonds outstanding at June 30, 2023 are as follows:

<u>Fiscal Year Ending,</u>	<u>2020 Bonds</u>		<u>Total</u>
	<u>Principal</u>	<u>Interest</u>	
2024	\$ 895,000	\$ 1,605,512	\$ 2,500,512
2025	920,000	1,578,287	2,498,287
2026	950,000	1,550,237	2,500,237
2027	980,000	1,516,387	2,496,387
2028	1,015,000	1,476,488	2,491,488
2029 - 2033	5,735,000	6,731,639	12,466,639
2034 - 2038	6,770,000	5,700,188	12,470,188
2039 - 2043	7,850,000	4,605,639	12,455,639
2044 - 2048	9,085,000	3,360,230	12,445,230
2049 - 2053	10,300,000	2,132,622	12,432,622
2054 - 2058	9,345,000	570,975	9,915,975
Total	\$ 53,845,000	\$ 30,828,204	\$ 84,673,204

**NORTH CANTON CITY SCHOOL DISTRICT
STARK COUNTY, OHIO**

NOTES TO THE BASIC FINANCIAL STATEMENTS
FOR THE FISCAL YEAR ENDED JUNE 30, 2023

NOTE 9 - LONG-TERM OBLIGATIONS - (Continued)

- C. On August 8, 2013, the District issued tax anticipation notes for general improvements and technology upgrades. The tax anticipation notes are considered a direct borrowing. The notes were issued at 3.00%, have a final maturity date of December 1, 2023 and have semi-annual payments due in June and December. The notes will be retired from the permanent improvement fund (a nonmajor governmental fund).

The following is a summary of the future annual debt service requirements to maturity for the tax anticipation notes:

Fiscal Year Ending June 30,	Tax Anticipation Notes		
	Principal	Interest	Total
2024	\$ 170,000	\$ 2,550	\$ 172,550

- D. On March 8, 2023, the District entered into a notes payable - finance purchase arrangement. The notes are considered a direct borrowing. The notes carry an interest rate of 3.95%, have a final maturity date of December 1, 2037 and have semi-annual payments due in June and December. The notes will be retired from the permanent improvement fund (a nonmajor governmental fund).

The following is a summary of the future annual debt service requirements to maturity for the notes payable - finance purchase agreement.

Fiscal Year Ending,	Principal	Interest	Total
2024	\$ 306,000	\$ 267,996	\$ 573,996
2025	319,000	223,412	542,412
2026	331,600	210,562	542,162
2027	344,700	197,206	541,906
2028	358,400	183,320	541,720
2029 - 2033	2,015,500	688,337	2,703,837
2034 - 2038	2,446,300	249,053	2,695,353
Total	<u>\$ 6,121,500</u>	<u>\$ 2,019,886</u>	<u>\$ 8,141,386</u>

- E. Leases Payable - The District has entered into lease agreements for the use of right to use equipment. Due to the implementation of GASB Statement No. 87, the District will report an intangible capital asset and corresponding liability for the future scheduled payments under the leases. The lease payments will be paid from the general fund.

The District has entered into lease agreements for copier equipment and a postage machine at varying years and terms as follows:

Lease	Lease Commencement	Years	Lease End	Payment
	Date		Date	Method
Copier lease	2020	5	2025	Monthly
Postage machine lease	2019	5	2024	Monthly

**NORTH CANTON CITY SCHOOL DISTRICT
STARK COUNTY, OHIO**

NOTES TO THE BASIC FINANCIAL STATEMENTS
FOR THE FISCAL YEAR ENDED JUNE 30, 2023

NOTE 9 - LONG-TERM OBLIGATIONS - (Continued)

The following is a schedule of future lease payments under the lease agreements:

<u>Fiscal Year</u>	<u>Principal</u>	<u>Interest</u>	<u>Total</u>
2024	\$ 150,714	\$ 14,682	\$ 165,396
2025	157,152	6,996	164,148
2026	54,151	565	54,716
Total	<u>\$ 362,017</u>	<u>\$ 22,243</u>	<u>\$ 384,260</u>

- F. *SBITA Payable* - The District has entered into SBITA agreements for the use of right to use subscriptions. Due to the implementation of GASB Statement No. 96, the District will report an intangible capital asset and corresponding liability for the future scheduled payments under the subscription. The lease payments will be paid from the general fund.

The District has entered into subscriptions for the terms as follows:

<u>Lease</u>	<u>Lease Commencement Date</u>	<u>Years</u>	<u>Lease End Date</u>	<u>Payment Method</u>
Scurly	2021	3	2024	Annual
BrainPop	2020	4	2024	Annual
Snap & Read	2022	3	2025	Annual

The following is a schedule of future payments under the subscriptions:

<u>Fiscal Year</u>	<u>Principal</u>	<u>Interest</u>	<u>Total</u>
2024	\$ 19,404	\$ 1,495	\$ 20,899
2025	9,808	502	10,310
2026	-	-	-
Total	<u>\$ 29,212</u>	<u>\$ 1,997</u>	<u>\$ 31,209</u>

- G. During fiscal year 2015, the District was party to legal proceedings in which it was required to pay a settlement of \$290,000. The settlement will be paid out over ten years and have a final payment in fiscal year 2024. The settlement will be retired from the general fund.

The following is a summary of the future payments for the settlement payable:

<u>Fiscal Year</u>	<u>Settlement Payable</u>
<u>Ending June 30,</u>	<u>Principal</u>
2024	<u>\$ 29,000</u>

- H. *Net pension and Net OPEB Liability*: Detail on the net pension liability and OPEB liability/asset can be found in Notes 12 and 13, respectively. The District pays obligations related to employee compensation from the fund benefitting from their services.
- I. *Compensated Absences*: Compensated absences will be paid from the fund from which the employee is paid, primarily the general fund and food service fund (a nonmajor governmental fund).

**NORTH CANTON CITY SCHOOL DISTRICT
STARK COUNTY, OHIO**

NOTES TO THE BASIC FINANCIAL STATEMENTS
FOR THE FISCAL YEAR ENDED JUNE 30, 2023

NOTE 9 - LONG-TERM OBLIGATIONS - (Continued)

I. Legal Debt Margin

The Ohio Revised Code provides that voted net general obligation debt of the District shall never exceed 9% of the total assessed valuation of the District. The code further provides that unvoted indebtedness shall not exceed 1/10 of 1% of the property valuation of the District. The code additionally states that unvoted indebtedness related to energy conservation debt shall not exceed 9/10 of 1% of the property valuation of the District. The assessed valuation used in determining the District’s legal debt margin has been modified by House Bill 530 which became effective March 30, 2006. In accordance with House Bill 530, the assessed valuation used in the District’s legal debt margin calculation excluded tangible personal property used in business, telephone or telegraph property, interexchange telecommunications company property, and personal property owned or leased by a railroad company and used in railroad operations. The effects of these debt limitations at June 30, 2023, are a voted debt margin of \$14,896,990 (including available funds of \$1,949,605), an unvoted debt margin of \$742,138 and an energy conservation debt margin of \$6,679,238.

NOTE 10 - OTHER EMPLOYEE BENEFITS

A. Compensated Absences

The criteria for determining vacation and sick leave components are derived from negotiated agreements and State laws. Classified employees earn ten to thirty days of vacation per fiscal year, depending upon the length of service. Accumulated, unused vacation time is paid to classified employees and administrators upon termination of employment. Teachers do not earn vacation time. Teachers, administrators and classified employees earn sick leave at the rate of one and one-fourth days per month. Sick leave may be accumulated up to a maximum of 327 days for classified personnel and 320 for certificated personnel. Upon completion of ten or more years of service with the District and retirement from the profession, payment is made for one-fourth of accrued, but unused sick leave credit up to a maximum of 68 days for both classified and certificated personnel. In addition, upon retirement for classified and certified personnel, \$15 and \$12, respectively, is paid for each day of sick leave accumulated above 200 days. Upon completion of ten or more years of service with the State, or other political subdivision, but less than ten years of service with the district and retirement from the profession, payment is made for one-fourth of accrued, but unused sick leave credit up to a maximum of 62 days for both classified and certificated personnel.

B. Insurance Benefits

The District provides life insurance and accidental death and dismemberment insurance to most employees through National Term Life Insurance Company.

NOTE 11 - RISK MANAGEMENT

A. Comprehensive

The District is exposed to various risks of loss related to torts; theft of, damage to, and destruction of assets; errors and omissions, injuries to employees and natural disasters. During fiscal year 2023, the District has contracted with private companies for various types of insurance as follows:

<u>Type of Coverage</u>	<u>Amount of Coverage</u>	<u>Deductible</u>
Buildings and Contents		
Replacement Cost	\$145,237,870	\$ 5,000
Inland Marine Coverage	various	500
Automobile Liability	1,000,000	0
Automobile Comprehensive	ACV	100
Automobile Collision	ACV	500

**NORTH CANTON CITY SCHOOL DISTRICT
STARK COUNTY, OHIO**

NOTES TO THE BASIC FINANCIAL STATEMENTS
FOR THE FISCAL YEAR ENDED JUNE 30, 2023

NOTE 11 - RISK MANAGEMENT - (Continued)

<u>Type of Coverage</u>	<u>Amount of Coverage</u>	<u>Deductible</u>
Uninsured Motorists	100,000	0
Employers Stop Gap Liability	1,000,000	0
School Leaders E&O Liability	1,000,000	2,500
Law Enforcement Professional Liability	1,000,000	2,500
Sexual Misconduct & Molestation Liability	1,000,000	0
Employee Benefits Liability	1,000,000	1,000
Umbrella Policy	10,000,000	10,000
ACV - Actual Cash Value		
General Liability:		
Per occurrence	1,000,000	0
Aggregate	2,000,000	0

Settled claims have not exceeded this commercial coverage in any of the past three years. There has been no significant reduction in coverage from the prior year.

B. Group Health and Dental Insurance

The District participates in the Stark County School Council of Governments Health Benefit Plan, a shared risk pool (Note 2.A.) to provide employee medical/surgical benefits. Rates are set through an annual calculation process. The District pays a monthly contribution which is placed in a common fund from which claim payments are made for all participating districts. The certified and classified staff pay 10% of medical, dental and vision premiums monthly.

Claims are paid for all participants regardless of claims flow. Upon termination, all District claims would be paid without regard to the District's account balance or the Directors have the right to hold monies for an exiting school district subsequent to the settlement of all expenses and claims.

C. Workers' Compensation

The District participates in a workers compensation program jointly sponsored by the Ohio Association of School Business Officials (OASBO) and the Ohio School Board Association (OSBA), known as SchoolComp. CompManagement, Inc. (CMI) is the program's third party administrator. SchoolComp serves to group its members' risks for the purpose of obtaining a favorable experience rating to determine its premium liability to the Ohio Bureau of Workers' Compensation (OBWC) and the Ohio Workers' Compensation Fund. This may be accomplished through participation in a group rating program or through group retrospective rating. The District has chosen to participate in a group rating program for fiscal year 2023. Participation in SchoolComp is restricted to members who meet enrollment criteria and are jointly in good standing with OASBO and OSBA. OASBO and OSBA are certified sponsors recognized by OBWC.

NOTE 12 - DEFINED BENEFIT PENSION PLANS

The Statewide retirement systems provide both pension benefits and other postemployment benefits (OPEB).

Net Pension Liability/Net OPEB Liability/Asset

The net pension liability and the net OPEB liability/asset reported on the statement of net position represents a liability or asset to employees for pensions and OPEB, respectively.

**NORTH CANTON CITY SCHOOL DISTRICT
STARK COUNTY, OHIO**

NOTES TO THE BASIC FINANCIAL STATEMENTS
FOR THE FISCAL YEAR ENDED JUNE 30, 2023

NOTE 12 - DEFINED BENEFIT PENSION PLANS - (Continued)

Pensions and OPEB are a component of exchange transactions—between an employer and its employees—of salaries and benefits for employee services. Pensions/OPEB are provided to an employee—on a deferred-payment basis—as part of the total compensation package offered by an employer for employee services each financial period. The obligation to sacrifice resources for pensions is a present obligation because it was created as a result of employment exchanges that already have occurred.

The net pension/OPEB liability (asset) represent the District’s proportionate share of each pension/OPEB plan’s collective actuarial present value of projected benefit payments attributable to past periods of service, net of each pension/OPEB plan’s fiduciary net position. The net pension/OPEB liability (asset) calculation is dependent on critical long-term variables, including estimated average life expectancies, earnings on investments, cost of living adjustments and others. While these estimates use the best information available, unknowable future events require adjusting these estimates annually.

The Ohio Revised Code limits the District’s obligation for this liability to annually required payments. The District cannot control benefit terms or the manner in which pensions/OPEB are financed; however, the District does receive the benefit of employees’ services in exchange for compensation including pension and OPEB.

GASB 68/75 assumes the liability is solely the obligation of the employer, because (1) they benefit from employee services; and (2) State statute requires funding to come from these employers. All pension contributions to date have come solely from these employers (which also includes pension costs paid in the form of withholdings from employees). The retirement systems may allocate a portion of the employer contributions to provide for these OPEB benefits. In addition, health care plan enrollees pay a portion of the health care costs in the form of a monthly premium. State statute requires the retirement systems to amortize unfunded pension liabilities within 30 years. If the pension amortization period exceeds 30 years, each retirement system’s board must propose corrective action to the State legislature. Any resulting legislative change to benefits or funding could significantly affect the net pension/OPEB liability (asset). Resulting adjustments to the net pension/OPEB liability (asset) would be effective when the changes are legally enforceable. The Ohio Revised Code permits, but does not require, the retirement systems to provide healthcare to eligible benefit recipients.

The remainder of this note includes the required pension disclosures. See Note 13 for the required OPEB disclosures.

The proportionate share of each plan’s unfunded benefits is presented as a long-term *net pension/OPEB liability (asset)* on the accrual basis of accounting. Any liability for the contractually required pension contribution outstanding at the end of the year is included in pension and postemployment benefits payable on both the accrual and modified accrual bases of accounting

Plan Description - School Employees Retirement System (SERS)

Plan Description - The District’s non-teaching employees participate in SERS, a cost-sharing multiple-employer defined benefit pension plan administered by SERS. SERS provides retirement, disability and survivor benefits, annual cost-of-living adjustments, and death benefits to plan members and beneficiaries. Authority to establish and amend benefits is provided by Ohio Revised Code Chapter 3309. SERS issues a publicly available, stand-alone financial report that includes financial statements, required supplementary information and detailed information about SERS’ fiduciary net position. That report can be obtained by visiting the SERS website at www.ohsers.org under Employers/Audit Resources.

**NORTH CANTON CITY SCHOOL DISTRICT
STARK COUNTY, OHIO**

NOTES TO THE BASIC FINANCIAL STATEMENTS
FOR THE FISCAL YEAR ENDED JUNE 30, 2023

NOTE 12 - DEFINED BENEFIT PENSION PLANS - (Continued)

Age and service requirements for retirement are as follows:

	Eligible to Retire on or before August 1, 2017 *	Eligible to Retire after August 1, 2017
Full benefits	Any age with 30 years of service credit	Age 67 with 10 years of service credit; or Age 57 with 30 years of service credit
Actuarially reduced benefits	Age 60 with 5 years of service credit; or Age 55 with 25 years of service credit	Age 62 with 10 years of service credit; or Age 60 with 25 years of service credit

* Members with 25 years of service credit as of August 1, 2017 will be included in this plan.

Annual retirement benefits are calculated based on final average salary multiplied by a percentage that varies based on years of service; 2.2% for the first thirty years of service and 2.5% for years of service credit over 30. Final average salary is the average of the highest three years of salary.

An individual whose benefit effective date is before April 1, 2018, is eligible for a cost-of-living adjustment (COLA) on the first anniversary date of the benefit. Beginning April 1, 2018, new benefit recipients must wait until the fourth anniversary of their benefit for COLA eligibility. The COLA is added each year to the base benefit amount on the anniversary date of the benefit. A three-year COLA suspension was in effect for all benefit recipients for the years 2018, 2019, and 2020. Upon resumption of the COLA, it will be indexed to the percentage increase in the CPI-W, not to exceed 2.5% and with a floor of 0%. In 2022, the Board of Trustees approved a 2.5% cost-of-living adjustment (COLA) for eligible retirees and beneficiaries in 2023.

Funding Policy - Plan members are required to contribute 10.00% of their annual covered salary and the District is required to contribute 14.00% of annual covered payroll. The contribution requirements of plan members and employers are established and may be amended by the SERS' Retirement Board up to statutory maximum amounts of 10.00% for plan members and 14.00% for employers. The Retirement Board, acting with the advice of the actuary, allocates the employer contribution rate among four of the System's funds (Pension Trust Fund, Death Benefit Fund, Medicare B Fund, and Health Care Fund). For the fiscal year ended June 30, 2023, the allocation to pension, death benefits, and Medicare B was 14.00%. For fiscal year 2023, the Retirement Board did not allocate any employer contribution to the Health Care Fund.

The District's contractually required contribution to SERS was \$1,129,365 for fiscal year 2023. Of this amount, \$144,320 is reported as pension and postemployment benefits payable.

Plan Description - State Teachers Retirement System (STRS)

Plan Description - Licensed teachers participate in STRS, a cost-sharing multiple-employer public employee retirement system administered by STRS. STRS provides retirement and disability benefits to members and death and survivor benefits to beneficiaries. STRS issues a stand-alone financial report that includes financial statements, required supplementary information and detailed information about STRS' fiduciary net position. That report can be obtained by writing to STRS, 275 E. Broad St., Columbus, OH 43215-3771, by calling (888) 227-7877, or by visiting the STRS website at www.strsoh.org.

New members have a choice of three retirement plans: a Defined Benefit (DB) Plan, a Defined Contribution (DC) Plan and a Combined (CO) Plan. Benefits are established by Ohio Revised Code Chapter 3307.

**NORTH CANTON CITY SCHOOL DISTRICT
STARK COUNTY, OHIO**

**NOTES TO THE BASIC FINANCIAL STATEMENTS
FOR THE FISCAL YEAR ENDED JUNE 30, 2023**

NOTE 12 - DEFINED BENEFIT PENSION PLANS - (Continued)

The DB plan offers an annual retirement allowance based on final average salary multiplied by a percentage that varies based on years of service. Effective August 1, 2015, the calculation is 2.20% of final average salary for the five highest years of earnings multiplied by all years of service. Eligibility changes will be phased in until August 1, 2023, when retirement eligibility for unreduced benefits will be five years of service credit and age 65, or 35 years of service credit and at least age 60.

Eligibility changes for DB Plan members who retire with actuarially reduced benefits will be phased in until August 1, 2023 when retirement eligibility will be five years of qualifying service credit and age 60, or 30 years of service credit regardless of age.

The DC Plan allows members to place all of their member contributions and 9.53% of the 14% employer contributions into an investment account. The member determines how to allocate the member and employer money among various investment choices offered by STRS Ohio. The remaining 4.47% of the 14% employer rate is allocated to the defined benefit unfunded liability. A member is eligible to receive a retirement benefit at age 50 and termination of employment. The member may elect to receive a lifetime monthly annuity or a lump sum withdrawal.

The Combined Plan offers features of both the DB Plan and the DC Plan. In the Combined Plan, 12% of the 14% member rate goes to the DC Plan and the remaining 2% is applied to the DB Plan. Member contributions to the DC Plan are allocated among investment choices by the member, and contributions to the DB Plan from the employer and the member are used to fund the defined benefit payment at a reduced level from the regular DB Plan. The defined benefit portion of the Combined Plan payment is payable to a member on or after age 60 with five years of service. The defined contribution portion of the account may be taken as a lump sum payment or converted to a lifetime monthly annuity after termination of employment at age 50 and after termination of employment.

New members who choose the DC Plan or Combined Plan will have another opportunity to reselect a permanent plan during their fifth year of membership. Members may remain in the same plan or transfer to another STRS plan. The optional annuitization of a member's defined contribution account or the defined contribution portion of a member's Combined Plan account to a lifetime benefit results in STRS bearing the risk of investment gain or loss on the account. STRS has therefore included all three plan options as one defined benefit plan for GASB 68 reporting purposes.

A DB or Combined Plan member with five or more years of credited service, who is determined to be disabled, may qualify for a disability benefit. New members, on or after July 1, 2013, must have at least ten years of qualifying service credit to apply for disability benefits. Members in the DC Plan who become disabled are entitled only to their account balance. Eligible survivors of members who die before service retirement may qualify for monthly benefits. If a member of the DC Plan dies before retirement benefits begin, the member's designated beneficiary is entitled to receive the member's account balance.

Funding Policy - Employer and member contribution rates are established by the State Teachers Retirement Board and limited by Chapter 3307 of the Ohio Revised Code. The fiscal year 2023 employer and employee contribution rate of 14% was equal to the statutory maximum rates. For fiscal year 2023, the full employer contribution was allocated to pension.

The District's contractually required contribution to STRS was \$3,744,478 for fiscal year 2023. Of this amount, \$626,100 is reported as pension and postemployment benefits payable.

Pension Liabilities, Pension Expense, and Deferred Outflows of Resources and Deferred Inflows of Resources Related to Pensions

The net pension liability was measured as of June 30, 2022, and the total pension liability used to calculate the net pension liability was determined by an actuarial valuation as of that date. The District's proportion of the net pension liability was based on the District's share of contributions to the pension plan relative to the contributions of all participating entities.

**NORTH CANTON CITY SCHOOL DISTRICT
STARK COUNTY, OHIO**

NOTES TO THE BASIC FINANCIAL STATEMENTS
FOR THE FISCAL YEAR ENDED JUNE 30, 2023

NOTE 12 - DEFINED BENEFIT PENSION PLANS - (Continued)

Following is information related to the proportionate share and pension expense:

	<u>SERS</u>	<u>STRS</u>	<u>Total</u>
Proportion of the net pension liability prior measurement date	0.200674800%	0.184718286%	
Proportion of the net pension liability current measurement date	<u>0.194968700%</u>	<u>0.188730510%</u>	
Change in proportionate share	<u>-0.005706100%</u>	<u>0.004012224%</u>	
Proportionate share of the net pension liability	\$ 10,545,424	\$ 41,955,030	\$ 52,500,454
Pension expense	\$ 583,762	\$ 4,962,762	\$ 5,546,524

At June 30, 2023, the District reported deferred outflows of resources and deferred inflows of resources related to pensions from the following sources:

	<u>SERS</u>	<u>STRS</u>	<u>Total</u>
Deferred outflows of resources			
Differences between expected and actual experience	\$ 427,098	\$ 537,080	\$ 964,178
Net difference between projected and actual earnings on pension plan investments	-	1,459,943	1,459,943
Changes of assumptions	104,054	5,020,756	5,124,810
Difference between employer contributions and proportionate share of contributions/ change in proportionate share	54,242	704,128	758,370
Contributions subsequent to the measurement date	<u>1,129,365</u>	<u>3,744,478</u>	<u>4,873,843</u>
Total deferred outflows of resources	<u>\$ 1,714,759</u>	<u>\$ 11,466,385</u>	<u>\$ 13,181,144</u>
Deferred inflows of resources			
Differences between expected and actual experience	\$ 69,228	\$ 160,492	\$ 229,720
Net difference between projected and actual earnings on pension plan investments	367,987	-	367,987
Changes of assumptions	-	3,779,186	3,779,186
Difference between employer contributions and proportionate share of contributions/ change in proportionate share	<u>220,921</u>	<u>147,739</u>	<u>368,660</u>
Total deferred inflows of resources	<u>\$ 658,136</u>	<u>\$ 4,087,417</u>	<u>\$ 4,745,553</u>

\$4,873,843 reported as deferred outflows of resources related to pension resulting from District contributions subsequent to the measurement date will be recognized as a reduction of the net pension liability in the fiscal year ending June 30, 2024.

**NORTH CANTON CITY SCHOOL DISTRICT
STARK COUNTY, OHIO**

NOTES TO THE BASIC FINANCIAL STATEMENTS
FOR THE FISCAL YEAR ENDED JUNE 30, 2023

NOTE 12 - DEFINED BENEFIT PENSION PLANS - (Continued)

Other amounts reported as deferred outflows of resources and deferred inflows of resources related to pension will be recognized in pension expense as follows:

	SERS	STRS	Total
Fiscal Year Ending June 30:			
2024	\$ (117,533)	\$ (1,056,728)	\$ (1,174,261)
2025	(65,172)	(1,170,815)	(1,235,987)
2026	(35,526)	(2,172,077)	(2,207,603)
2027	145,489	8,034,110	8,179,599
Total	\$ (72,742)	\$ 3,634,490	\$ 3,561,748

Actuarial Assumptions - SERS

SERS' total pension liability was determined by their actuaries in accordance with GASB Statement No. 67, as part of their annual actuarial valuation for each defined benefit retirement plan. Actuarial valuations of an ongoing plan involve estimates of the value of reported amounts (e.g., salaries, credited service) and assumptions about the probability of occurrence of events far into the future (e.g., mortality, disabilities, retirements, employment termination). Actuarially determined amounts are subject to continual review and potential modifications, as actual results are compared with past expectations and new estimates are made about the future.

Projections of benefits for financial reporting purposes are based on the substantive plan (the plan as understood by the employers and plan members) and include the types of benefits provided at the time of each valuation and the historical pattern of sharing benefit costs between the employers and plan members to that point. The projection of benefits for financial reporting purposes does not explicitly incorporate the potential effects of legal or contractual funding limitations.

Actuarial calculations reflect a long-term perspective. For a newly hired employee, actuarial calculations will take into account the employee's entire career with the employer and also take into consideration the benefits, if any, paid to the employee after termination of employment until the death of the employee and any applicable contingent annuitant. In many cases actuarial calculations reflect several decades of service with the employer and the payment of benefits after termination.

**NORTH CANTON CITY SCHOOL DISTRICT
STARK COUNTY, OHIO**

NOTES TO THE BASIC FINANCIAL STATEMENTS
FOR THE FISCAL YEAR ENDED JUNE 30, 2023

NOTE 12 - DEFINED BENEFIT PENSION PLANS - (Continued)

Key methods and assumptions used in calculating the total pension liability in the latest actuarial valuation, prepared as of June 30, 2022, are presented below:

Wage inflation:	
Current measurement date	2.40%
Prior measurement date	2.40%
Future salary increases, including inflation:	
Current measurement date	3.25% to 13.58%
Prior measurement date	3.25% to 13.58%
COLA or ad hoc COLA:	
Current measurement date	2.00%
Prior measurement date	2.00%
Investment rate of return:	
Current measurement date	7.00% net of system expenses
Prior measurement date	7.00% net of system expenses
Discount rate:	
Current measurement date	7.00%
Prior measurement date	7.00%
Actuarial cost method	Entry age normal (level percent of payroll)

In 2022, mortality rates were based on the PUB-2010 General Employee Amount Weight Below Median Healthy Retiree mortality table projected to 2017 with ages set forward 1 year and adjusted 94.20% for males and set forward 2 years and adjusted 81.35% for females. Mortality among disabled members were based upon the PUB-2010 General Disabled Retiree mortality table projected to 2017 with ages set forward 5 years and adjusted 103.3% for males and set forward 3 years and adjusted 106.8% for females. Future improvement in mortality rates is reflected by applying the MP-2020 projection scale generationally.

In the prior measurement date, mortality rates were based on the PUB-2010 General Employee Amount Weight Below Median Healthy Retiree mortality table projected to 2017 with ages set forward 1 year and adjusted 94.20% for males and set forward 2 years and adjusted 81.35% for females. Mortality among disabled members were based upon the PUB-2010 General Disabled Retiree mortality table projected to 2017 with ages set forward 5 years and adjusted 103.3% for males and set forward 3 years and adjusted 106.8% for females. Future improvement in mortality rates is reflected by applying the MP-2020 projection scale generationally.

The most recent experience study was completed for the five-year period ended June 30, 2020.

The long-term return expectation for the Pension Plan Investments has been determined using a building-block approach and assumes a time horizon, as defined in SERS' *Statement of Investment Policy*. A forecasted rate of inflation serves as the baseline for the return expectation. Various real return premiums over the baseline inflation rate have been established for each asset class. The long-term expected nominal rate of return has been determined by calculating a weighted average of the expected real return premiums for each asset class, adding the projected inflation rate, and adding the expected return from rebalancing uncorrelated asset classes.

**NORTH CANTON CITY SCHOOL DISTRICT
STARK COUNTY, OHIO**

NOTES TO THE BASIC FINANCIAL STATEMENTS
FOR THE FISCAL YEAR ENDED JUNE 30, 2023

NOTE 12 - DEFINED BENEFIT PENSION PLANS - (Continued)

The target allocation and best estimates of arithmetic real rates of return for each major asset class are summarized in the following table:

Asset Class	Target Allocation	Long-Term Expected Real Rate of Return
Cash	2.00 %	(0.33) %
US Equity	24.75	5.72
Non-US Equity Developed	13.50	6.55
Non-US Equity Emerging	6.75	8.54
Fixed Income/Global Bonds	19.00	1.14
Private Equity	11.00	10.03
Real Estate/Real Assets	16.00	5.41
Multi-Asset Strategy	4.00	3.47
Private Debt/Private Credit	3.00	5.28
Total	<u>100.00 %</u>	

Discount Rate - The total pension liability was calculated using the discount rate of 7.00%. The projection of cash flows used to determine the discount rate assumed the contributions from employers and from the members would be computed based on contribution requirements as stipulated by State statute. Projected inflows from investment earnings were calculated using the long-term assumed investment rate of return (7.00%). Based on those assumptions, the plan's fiduciary net position was projected to be available to make all future benefit payments of current plan members. Therefore, the long-term expected rate of return on pension plan investments was applied to all periods of projected benefits to determine the total pension liability.

Sensitivity of the District's Proportionate Share of the Net Pension Liability to Changes in the Discount Rate - Net pension liability is sensitive to changes in the discount rate, and to illustrate the potential impact the following table presents the net pension liability calculated using the discount rate of 7.00%, as well as what each plan's net pension liability would be if it were calculated using a discount rate that is one percentage point lower (6.00%), or one percentage point higher (8.00%) than the current rate.

	1% Decrease	Current Discount Rate	1% Increase
District's proportionate share of the net pension liability	\$ 15,522,360	\$ 10,545,424	\$ 6,352,422

Actuarial Assumptions - STRS

Key methods and assumptions used in the latest actuarial valuation, reflecting experience study results used in the June 30, 2022, actuarial valuation are presented below:

	June 30, 2022	June 30, 2021
Inflation	2.50%	2.50%
Projected salary increases	Varies by service from 2.50% to 8.50%	12.50% at age 20 to 2.50% at age 65
Investment rate of return	7.00%, net of investment expenses, including inflation	7.00%, net of investment expenses, including inflation
Discount rate of return	7.00%	7.00%
Payroll increases	3.00%	3.00%
Cost-of-living adjustments (COLA)	0.00%	0.00%

**NORTH CANTON CITY SCHOOL DISTRICT
STARK COUNTY, OHIO**

NOTES TO THE BASIC FINANCIAL STATEMENTS
FOR THE FISCAL YEAR ENDED JUNE 30, 2023

NOTE 12 - DEFINED BENEFIT PENSION PLANS - (Continued)

For the June 30, 2022 actuarial valuation, post-retirement mortality rates are based on the Pub-2010 Teachers Healthy Annuitant Mortality Table, adjusted 110% for males, projected forward generationally using mortality improvement scale MP-2020. Pre-retirement mortality rates are based on Pub-2010 Teachers Employee Table adjusted 95% for females, projected forward generationally using mortality improvement scale MP-2020. Post-retirement disabled mortality rates are based on Pub-2010 Teachers Disable Annuitant Table projected forward generationally using mortality improvement scale MP-2020.

For the prior measurement date, post-retirement mortality rates are based on the RP-2014 Annuitant Mortality Tables with 50% of rates through age 69, 70% of rates between ages 70 and 79, 90% of rates between ages 80 and 84, and 100% of rates thereafter, projected forward generationally using mortality improvement scale MP-2016. Pre-retirement mortality rates are based on RP-2014 Employee Mortality Tables, projected forward generationally using mortality improvement scale MP-2016. Post-retirement disabled mortality rates are based on the RP-2014 Disabled Mortality Tables with 90% of rates for males and 100% of rates for females, projected forward generationally using mortality improvement scale MP-2016.

Actuarial assumptions used in the June 30, 2022 valuation are based on the results of an actuarial experience study for the period July 1, 2015 through June 30, 2021. An actuarial experience study is done on a quinquennial basis.

STRS Ohio's investment consultant develops an estimate range for the investment return assumption based on the target allocation adopted by the Retirement Board. The target allocation and long-term expected rate of return for each major asset class are summarized as follows:

<u>Asset Class</u>	<u>Target Allocation*</u>	<u>Long-Term Expected Real Rate of Return **</u>
Domestic Equity	26.00 %	6.60 %
International Equity	22.00	6.80
Alternatives	19.00	7.38
Fixed Income	22.00	1.75
Real Estate	10.00	5.75
Liquidity Reserves	1.00	1.00
Total	<u>100.00 %</u>	

* Target allocation percentage is effective as of July 1, 2022. Target weights were phased in over a 3-month period concluding on October 1, 2022.

**10-Year annualized geometric nominal returns, which include the real rate of return and inflation of 2.25% and is net of investment expenses. Over a 30-year period, STRS Ohio's investment consultant indicates that the above target allocations should generate a return above the actuarial rate of return, without net value added by management.

Discount Rate - The discount rate used to measure the total pension liability was 7.00% as of June 30, 2022. The projection of cash flows used to determine the discount rate assumes that member and employer contributions will be made at the statutory contribution rates in accordance with the rates described previously. For this purpose, only employer contributions that are intended to fund benefits of current plan members and their beneficiaries are included. Based on those assumptions, STRS Ohio's fiduciary net position was projected to be available to make all projected future benefit payments to current plan members as of June 30, 2022. Therefore, the long-term expected rate of return on pension plan investments of 7.00% was applied to all periods of projected benefit payments to determine the total pension liability as of June 30, 2022.

**NORTH CANTON CITY SCHOOL DISTRICT
STARK COUNTY, OHIO**

NOTES TO THE BASIC FINANCIAL STATEMENTS
FOR THE FISCAL YEAR ENDED JUNE 30, 2023

NOTE 12 - DEFINED BENEFIT PENSION PLANS - (Continued)

Sensitivity of the District's Proportionate Share of the Net Pension Liability to Changes in the Discount Rate - The following table represents the net pension liability as of June 30, 2022, calculated using the current period discount rate assumption of 7.00%, as well as what the net pension liability would be if it were calculated using a discount rate that is one percentage point lower (6.00%) or one percentage point higher (8.00%) than the current assumption:

	1% Decrease	Current Discount Rate	1% Increase
District's proportionate share of the net pension liability	\$ 63,378,777	\$ 41,955,030	\$ 23,837,173

Changes Between Measurement Date and Reporting Date - STRS approved a one-time 1.00% cost-of-living adjustment to eligible benefit recipients effective July 1, 2023. It is unknown what effect this change will have on the net pension liability.

NOTE 13 - DEFINED BENEFIT OPEB PLANS

Net OPEB Liability/Asset

See Note 12 for a description of the net OPEB liability (asset).

Plan Description - School Employees Retirement System (SERS)

Health Care Plan Description - The District contributes to the SERS Health Care Fund, administered by SERS for non-certificated retirees and their beneficiaries. For GASB 75 purposes, this plan is considered a cost-sharing other postemployment benefit (OPEB) plan. SERS' Health Care Plan provides healthcare benefits to eligible individuals receiving retirement, disability, and survivor benefits, and to their eligible dependents. Members who retire after June 1, 1986, need 10 years of service credit, exclusive of most types of purchased credit, to qualify to participate in SERS' health care coverage. In addition to age and service retirees, disability benefit recipients and beneficiaries who are receiving monthly benefits due to the death of a member or retiree, are eligible for SERS' health care coverage. Most retirees and dependents choosing SERS' health care coverage are over the age of 65 and therefore enrolled in a fully insured Medicare Advantage plan; however, SERS maintains a traditional, self-insured preferred provider organization for its non-Medicare retiree population. For both groups, SERS offers a self-insured prescription drug program. Health care is a benefit that is permitted, not mandated, by statute. The financial report of the Plan is included in the SERS Annual Comprehensive Financial Report which can be obtained on SERS' website at www.ohsers.org under Employers/Audit Resources.

Access to health care for retirees and beneficiaries is permitted in accordance with Section 3309 of the Ohio Revised Code. The Health Care Fund was established and is administered in accordance with Internal Revenue Code Section 105(e). SERS' Retirement Board reserves the right to change or discontinue any health plan or program. Active employee members do not contribute to the Health Care Plan. The SERS Retirement Board established the rules for the premiums paid by the retirees for health care coverage for themselves and their dependents or for their surviving beneficiaries. Premiums vary depending on the plan selected, qualified years of service, Medicare eligibility, and retirement status.

**NORTH CANTON CITY SCHOOL DISTRICT
STARK COUNTY, OHIO**

NOTES TO THE BASIC FINANCIAL STATEMENTS
FOR THE FISCAL YEAR ENDED JUNE 30, 2023

NOTE 13 - DEFINED BENEFIT OPEB PLANS - (Continued)

Funding Policy - State statute permits SERS to fund the health care benefits through employer contributions. Each year, after the allocation for statutorily required pensions and benefits, the Retirement Board may allocate the remainder of the employer contribution of 14% of covered payroll to the Health Care Fund in accordance with the funding policy. For the fiscal year ended June 30, 2023, SERS did not allocate any employer contributions to post-employment health care. An additional health care surcharge on employers is collected for employees earning less than an actuarially determined minimum compensation amount, pro-rated if less than a full year of service credit was earned. For fiscal year 2023, this amount was \$25,000. Statutes provide that no employer shall pay a health care surcharge greater than 2% of that employer's SERS-covered payroll; nor may SERS collect in aggregate more than 1.5% of the total statewide SERS-covered payroll for the health care surcharge. For fiscal year 2023, the District's surcharge obligation was \$146,843.

The surcharge added to the allocated portion of the 14% employer contribution rate is the total amount assigned to the Health Care Fund. The District's contractually required contribution to SERS was \$146,843 for fiscal year 2023. Of this amount, \$146,843 is reported as pension and postemployment benefits payable.

Plan Description - State Teachers Retirement System (STRS)

Plan Description - The State Teachers Retirement System of Ohio (STRS) administers a cost-sharing Health Plan administered for eligible retirees who participated in the defined benefit or combined pension plans offered by STRS. Ohio law authorizes STRS to offer this plan. Benefits include hospitalization, physicians' fees, prescription drugs and partial reimbursement of monthly Medicare Part B premiums. The Medicare Part B monthly reimbursement elimination date was postponed indefinitely. The Plan is included in the report of STRS which can be obtained by visiting www.strsoh.org or by calling (888) 227-7877.

Funding Policy - Ohio Revised Code Chapter 3307 authorizes STRS to offer the Plan and gives the Retirement Board discretionary authority over how much, if any, of the health care costs will be absorbed by STRS. Active employee members do not contribute to the Health Care Plan. Nearly all health care plan enrollees, for the most recent year, pay a portion of the health care costs in the form of a monthly premium. Under Ohio law, funding for post-employment health care may be deducted from employer contributions, currently 14% of covered payroll. For the fiscal year ended June 30, 2023, STRS did not allocate any employer contributions to post-employment health care.

OPEB Liabilities/Assets, OPEB Expense, and Deferred Outflows of Resources and Deferred Inflows of Resources Related to OPEB

The net OPEB liability/asset was measured as of June 30, 2022, and the total OPEB liability/asset used to calculate the net OPEB liability/asset was determined by an actuarial valuation as of that date. The District's proportion of the net OPEB liability/asset was based on the District's share of contributions to the respective retirement systems relative to the contributions of all participating entities.

Following is information related to the proportionate share and OPEB expense:

	<u>SERS</u>	<u>STRS</u>	<u>Total</u>
Proportion of the net OPEB liability/asset prior measurement date	0.206799300%	0.184718286%	
Proportion of the net OPEB liability/asset current measurement date	<u>0.199527600%</u>	<u>0.188730510%</u>	
Change in proportionate share	<u>-0.007271700%</u>	<u>0.004012224%</u>	
Proportionate share of the net OPEB liability	\$ 2,801,388	\$ -	\$ 2,801,388
Proportionate share of the net OPEB asset	\$ -	\$ (4,886,860)	\$ (4,886,860)
OPEB expense	\$ (234,762)	\$ (984,274)	\$ (1,219,036)

**NORTH CANTON CITY SCHOOL DISTRICT
STARK COUNTY, OHIO**

NOTES TO THE BASIC FINANCIAL STATEMENTS
FOR THE FISCAL YEAR ENDED JUNE 30, 2023

NOTE 13 - DEFINED BENEFIT OPEB PLANS - (Continued)

At June 30, 2023, the District reported deferred outflows of resources and deferred inflows of resources related to OPEB from the following sources:

	<u>SERS</u>	<u>STRS</u>	<u>Total</u>
Deferred outflows of resources			
Differences between expected and actual experience	\$ 23,550	\$ 70,846	\$ 94,396
Net difference between projected and actual earnings on OPEB plan investments	14,562	85,067	99,629
Changes of assumptions	445,597	208,161	653,758
Difference between employer contributions and proportionate share of contributions/ change in proportionate share	144,956	1,175	146,131
Contributions subsequent to the measurement date	<u>146,843</u>	<u>-</u>	<u>146,843</u>
Total deferred outflows of resources	<u>\$ 775,508</u>	<u>\$ 365,249</u>	<u>\$ 1,140,757</u>
	<u>SERS</u>	<u>STRS</u>	<u>Total</u>
Deferred inflows of resources			
Differences between expected and actual experience	\$ 1,791,972	\$ 733,920	\$ 2,525,892
Net difference between projected and actual earnings on OPEB plan investments	-	-	-
Changes of assumptions	1,149,991	3,465,261	4,615,252
Difference between employer contributions and proportionate share of contributions/ change in proportionate share	<u>305,937</u>	<u>111,566</u>	<u>417,503</u>
Total deferred inflows of resources	<u>\$ 3,247,900</u>	<u>\$ 4,310,747</u>	<u>\$ 7,558,647</u>

\$146,843 reported as deferred outflows of resources related to OPEB resulting from District contributions subsequent to the measurement date will be recognized as a reduction of the net OPEB liability/asset in the fiscal year ending June 30, 2024.

Other amounts reported as deferred outflows of resources and deferred inflows of resources related to OPEB will be recognized in OPEB expense as follows:

	<u>SERS</u>	<u>STRS</u>	<u>Total</u>
Fiscal Year Ending June 30:			
2024	\$ (606,816)	\$ (1,224,474)	\$ (1,831,290)
2025	(575,220)	(1,110,041)	(1,685,261)
2026	(485,218)	(527,365)	(1,012,583)
2027	(322,178)	(218,417)	(540,595)
2028	(236,749)	(285,863)	(522,612)
Thereafter	<u>(393,054)</u>	<u>(579,338)</u>	<u>(972,392)</u>
Total	<u>\$ (2,619,235)</u>	<u>\$ (3,945,498)</u>	<u>\$ (6,564,733)</u>

**NORTH CANTON CITY SCHOOL DISTRICT
STARK COUNTY, OHIO**

NOTES TO THE BASIC FINANCIAL STATEMENTS
FOR THE FISCAL YEAR ENDED JUNE 30, 2023

NOTE 13 - DEFINED BENEFIT OPEB PLANS - (Continued)

Actuarial Assumptions - SERS

The total OPEB liability is determined by SERS' actuaries in accordance with GASB Statement No. 74, as part of their annual actuarial valuation for each retirement plan. Actuarial valuations of an ongoing plan involve estimates of the value of reported amounts (e.g., salaries, credited service) and assumptions about the probability of occurrence of events far into the future (e.g., mortality, disabilities, retirements, employment terminations). Actuarially determined amounts are subject to continual review and potential modifications, as actual results are compared with past expectations and new estimates are made about the future.

Projections of benefits for financial reporting purposes are based on the substantive plan (the plan as understood by the employers and plan members) and include the types of benefits provided at the time of each valuation and the historical pattern of sharing benefit costs between the employers and plan members to that point. The projection of benefits for financial reporting purposes does not explicitly incorporate the potential effects of legal or contractual funding limitations.

Actuarial calculations reflect a long-term perspective. For a newly hired employee, actuarial calculations will take into account the employee's entire career with the employer and also take into consideration the benefits, if any, paid to the employee after termination of employment until the death of the employee and any applicable contingent annuitant. In many cases, actuarial calculations reflect several decades of service with the employer and the payment of benefits after termination.

Key methods and assumptions used in calculating the total OPEB liability in the latest actuarial valuation date of June 30, 2022 are presented below:

Wage inflation:

Current measurement date	2.40%
Prior measurement date	2.40%

Future salary increases, including inflation:

Current measurement date	3.25% to 13.58%
Prior measurement date	3.25% to 13.58%

Investment rate of return:

Current measurement date	7.00% net of investment expense, including inflation
Prior measurement date	7.00% net of investment expense, including inflation

Municipal bond index rate:

Current measurement date	3.69%
Prior measurement date	1.92%

Single equivalent interest rate, net of plan investment expense,
including price inflation:

Current measurement date	4.08%
Prior measurement date	2.27%

Medical trend assumption:

Current measurement date	7.00 to 4.40%
Prior measurement date	
Medicare	5.125 to 4.400%
Pre-Medicare	6.750 to 4.400%

**NORTH CANTON CITY SCHOOL DISTRICT
STARK COUNTY, OHIO**

NOTES TO THE BASIC FINANCIAL STATEMENTS
FOR THE FISCAL YEAR ENDED JUNE 30, 2023

NOTE 13 - DEFINED BENEFIT OPEB PLANS - (Continued)

In 2022, mortality rates were based on the PUB-2010 General Employee Amount Weight Below Median Healthy Retiree mortality table projected to 2017 with ages set forward 1 year and adjusted 94.20% for males and set forward 2 years and adjusted 81.35% for females. Mortality among disabled members were based upon the PUB-2010 General Disabled Retiree mortality table projected to 2017 with ages set forward 5 years and adjusted 103.3% for males and set forward 3 years and adjusted 106.8% for females. Future improvement in mortality rates is reflected by applying the MP-2020 projection scale generationally.

In the prior measurement date, mortality rates were based on the PUB-2010 General Employee Amount Weighted Below Median Healthy Retiree mortality table projected to 2017 with ages set forward 1 year and adjusted 94.20% for males and set forward 2 years and adjusted 81.35% for females. Mortality among disabled members were based upon the PUB-2010 General Disabled Retiree mortality table projected to 2017 with ages set forward 5 years and adjusted 103.3% for males and set forward 3 years and adjusted 106.8% for females. Future improvement in mortality rates is reflected by applying the MP-2020 projection scale generationally.

The most recent experience study was completed for the five-year period ended June 30, 2020.

The long-term expected rate of return on plan assets is reviewed as part of the actuarial 5-year experience study. The most recent study covers fiscal years 2016 through 2020, and was adopted by the Board in 2021. Several factors are considered in evaluating the long-term rate of return assumption including long-term historical data, estimates inherent in current market data, and a long-normal distribution analysis in which best-estimate ranges of expected future real rates of return were developed by the investment consultant for each major asset class. These ranges were combined to produce the long-term expected rate of return, 7.00%, by weighting the expected future real rates of return by the target asset allocation percentage and then adding expected inflation. The capital market assumptions developed by the investment consultant are intended for use over a 10-year horizon and may not be useful in setting the long-term rate of return for funding pension plans which covers a longer timeframe. The assumption is intended to be a long-term assumption and is not expected to change absent a significant change in the asset allocation, a change in the inflation assumption, or a fundamental change in the market that alters expected returns in future years.

The target asset allocation and best estimates of arithmetic real rates of return for each major asset class are summarized as follows:

<u>Asset Class</u>	<u>Target Allocation</u>	<u>Long-Term Expected Real Rate of Return</u>
Cash	2.00 %	(0.33) %
US Equity	24.75	5.72
Non-US Equity Developed	13.50	6.55
Non-US Equity Emerging	6.75	8.54
Fixed Income/Global Bonds	19.00	1.14
Private Equity	11.00	10.03
Real Estate/Real Assets	16.00	5.41
Multi-Asset Strategy	4.00	3.47
Private Debt/Private Credit	3.00	5.28
Total	<u>100.00 %</u>	

**NORTH CANTON CITY SCHOOL DISTRICT
STARK COUNTY, OHIO**

NOTES TO THE BASIC FINANCIAL STATEMENTS
FOR THE FISCAL YEAR ENDED JUNE 30, 2023

NOTE 13 - DEFINED BENEFIT OPEB PLANS - (Continued)

Discount Rate - The discount rate used to measure the total OPEB liability at June 30, 2022, was 4.08%. The discount rate used to measure total OPEB liability prior to June 30, 2022, was 2.27%. The projection of cash flows used to determine the discount rate assumed that contributions will be made from members and the System at the contribution rate of 1.50% of projected covered payroll each year, which includes a 1.50% payroll surcharge and no contributions from the basic benefits plan. Based on these assumptions, the OPEB plan's fiduciary net position was projected to become insufficient to make all projected future benefit payments of current System members by SERS actuaries. The Municipal Bond Index Rate is used in the determination of the SEIR for both the June 30, 2022 and the June 30, 2021 total OPEB liability. The Municipal Bond Index rate is the single rate that will generate a present value of benefit payments equal to the sum of the present value determined by the long-term expected rate of return, and the present value determined by discounting those benefits after the date of depletion. The Municipal Bond Index Rate is 3.69% at June 30, 2022 and 1.92% at June 30, 2021.

Sensitivity of the District's Proportionate Share of the Net OPEB Liability to Changes in the Discount Rate and Changes in the Health Care Cost Trend Rates - The net OPEB liability is sensitive to changes in the discount rate and the health care cost trend rate. The following table presents the net OPEB liability, what the net OPEB liability would be if it were calculated using a discount rate that is 1 percentage point lower (3.08%) and higher (5.08%) than the current discount rate (4.08%). Also shown is what the net OPEB liability would be based on health care cost trend rates that are 1 percentage point lower (6.00% decreasing to 3.40%) and higher (8.00% decreasing to 5.40%) than the current rate (7.00% decreasing to 4.40%).

	1% Decrease	Current Discount Rate	1% Increase
District's proportionate share of the net OPEB liability	\$ 3,479,367	\$ 2,801,388	\$ 2,254,076
	1% Decrease	Current Trend Rate	1% Increase
District's proportionate share of the net OPEB liability	\$ 2,160,373	\$ 2,801,388	\$ 3,638,658

**NORTH CANTON CITY SCHOOL DISTRICT
STARK COUNTY, OHIO**

NOTES TO THE BASIC FINANCIAL STATEMENTS
FOR THE FISCAL YEAR ENDED JUNE 30, 2023

NOTE 13 - DEFINED BENEFIT OPEB PLANS - (Continued)

Actuarial Assumptions - STRS

Key methods and assumptions used in the latest actuarial valuation, reflecting experience study results used in the June 30, 2022 actuarial valuation, compared with June 30, 2021 actuarial valuation, are presented below:

	June 30, 2022		June 30, 2021	
	Initial	Ultimate	Initial	Ultimate
Inflation	2.50%		2.50%	
Projected salary increases	Varies by service from 2.50% to 8.50%		12.50% at age 20 to 2.50% at age 65	
Investment rate of return	7.00%, net of investment expenses, including inflation		7.00%, net of investment expenses, including inflation	
Payroll increases	3.00%		3.00%	
Cost-of-living adjustments (COLA)	0.00%		0.00%	
Discount rate of return	7.00%		7.00%	
Blended discount rate of return	N/A		N/A	
Health care cost trends				
Medical				
Pre-Medicare	7.50%	3.94%	5.00%	4.00%
Medicare	-68.78%	3.94%	-16.18%	4.00%
Prescription Drug				
Pre-Medicare	9.00%	3.94%	6.50%	4.00%
Medicare	-5.47%	3.94%	29.98%	4.00%

Projections of benefits include the historical pattern of sharing benefit costs between the employers and retired plan members.

For the June 30, 2022 actuarial valuation, for healthy retirees the post-retirement mortality rates are based on the Pub-2010 Teachers Healthy Annuitant Mortality Table, adjusted 110% for males, projected forward generationally using mortality improvement scale MP-2020; pre-retirement mortality rates are based on Pub-2010 Teachers Employee Table adjusted 95% for females, projected forward generationally using mortality improvement scale MP-2020. For disabled retirees, mortality rates are based on the Pub-2010 Teachers Disabled Annuitant Table projected forward generationally using mortality improvement scale MP-2020.

For the prior measurement date, for healthy retirees the mortality rates are based on the RP-2014 Annuitant Mortality Tables with 50% of rates through age 69, 70% of rates between ages 70 and 79, 90% of rates between ages 80 and 84, and 100% of rates thereafter, projected forward generationally using mortality improvement scale MP-2016. For disabled retirees, mortality rates are based on the RP-2014 Disabled Mortality Tables with 90% of rates for males and 100% of rates for females, projected forward generationally using mortality improvement scale MP-2016.

Actuarial assumptions used in the June 30, 2022 valuation are based on the results of an actuarial experience study for the period July 1, 2015 through June 30, 2021. An actuarial experience study is done on a quinquennial basis.

Assumption Changes Since the Prior Measurement Date - The discount rate remained unchanged at 7.00% for the June 30, 2022 valuation.

Benefit Term Changes Since the Prior Measurement Date - Salary increase rates were updated based on the actuarial experience study for the period July 1, 2015 through June 30, 2021 and were changed from age based to service based.

**NORTH CANTON CITY SCHOOL DISTRICT
STARK COUNTY, OHIO**

NOTES TO THE BASIC FINANCIAL STATEMENTS
FOR THE FISCAL YEAR ENDED JUNE 30, 2023

NOTE 13 - DEFINED BENEFIT OPEB PLANS - (Continued)

STRS' investment consultant develops an estimate range for the investment return assumption based on the target allocation adopted by the Retirement Board. The target allocation and long-term expected rate of return for each major asset class are summarized as follows:

Asset Class	Target Allocation*	Long-Term Expected Real Rate of Return **
Domestic Equity	26.00 %	6.60 %
International Equity	22.00	6.80
Alternatives	19.00	7.38
Fixed Income	22.00	1.75
Real Estate	10.00	5.75
Liquidity Reserves	1.00	1.00
Total	<u>100.00 %</u>	

* Target allocation percentage is effective as of July 1, 2022. Target weights were phased in over a 3-month period concluding on October 1, 2022.

**10-Year annualized geometric nominal returns, which include the real rate of return and inflation of 2.25% and is net of investment expenses. Over a 30-year period, STRS Ohio's investment consultant indicates that the above target allocations should generate a return above the actuarial rate of return, without net value added by management.

Discount Rate - The discount rate used to measure the total OPEB liability was 7.00% as of June 30, 2022. The projection of cash flows used to determine the discount rate assumed STRS Ohio continues to allocate no employer contributions to the health care fund. Based on those assumptions, the OPEB plan's fiduciary net position was projected to be available to make all projected future benefit payments to current plan members as of June 30, 2022. Therefore, the long-term expected rate of return on health care fund investments of 7.00% was applied to all periods of projected health care costs to determine the total OPEB liability as of June 30, 2022.

Sensitivity of the District's Proportionate Share of the Net OPEB Asset to Changes in the Discount and Health Care Cost Trend Rate - The following table represents the net OPEB asset as of June 30, 2022, calculated using the current period discount rate assumption of 7.00%, as well as what the net OPEB asset would be if it were calculated using a discount rate that is one percentage point lower (6.00%) or one percentage point higher (8.00%) than the current assumption. Also shown is the net OPEB asset as if it were calculated using health care cost trend rates that are one percentage point lower or one percentage point higher than the current health care cost trend rates.

	Current Discount Rate		
	1% Decrease	Current Discount Rate	1% Increase
District's proportionate share of the net OPEB asset	\$ 4,517,774	\$ 4,886,860	\$ 5,203,015

	Current Trend Rate		
	1% Decrease	Current Trend Rate	1% Increase
District's proportionate share of the net OPEB asset	\$ 5,068,864	\$ 4,886,860	\$ 4,657,127

**NORTH CANTON CITY SCHOOL DISTRICT
STARK COUNTY, OHIO**

NOTES TO THE BASIC FINANCIAL STATEMENTS
FOR THE FISCAL YEAR ENDED JUNE 30, 2023

NOTE 14 - BUDGETARY BASIS OF ACCOUNTING

While reporting financial position, results of operations, and changes in fund balance on the basis of generally accepted accounting principles (GAAP), the budgetary basis as provided by law is based upon accounting for certain transactions on a basis of cash receipts and disbursements.

The Statement of Revenues, Expenditures and Changes in Fund Balance - Budget and Actual (non-GAAP budgetary basis) presented for the general fund is presented on the budgetary basis to provide a meaningful comparison of actual results with the budget. The major differences between the budget basis and the GAAP basis are that:

- (a) Revenues and other financing sources are recorded when received in cash (budget basis) as opposed to when susceptible to accrual (GAAP basis);
- (b) Expenditures and other financing uses are recorded when paid in cash (budget basis) as opposed to when the liability is incurred (GAAP basis);
- (c) In order to determine compliance with Ohio law, and to reserve that portion of the applicable appropriation, total outstanding encumbrances (budget basis) are recorded as the equivalent of an expenditure, as opposed to a restricted, committed or assigned fund balance for that portion of outstanding encumbrances not already recognized as an account payable (GAAP basis);
- (d) Advances-in and advances-out are operating transactions (budget basis) as opposed to balance sheet transactions (GAAP basis);
- (e) Investments are reported a fair value (GAAP basis) as opposed to cost basis (budget basis); and,
- (f) Some funds are included in the general fund (GAAP basis), but have separate legally adopted budgets (budget basis).

The adjustments necessary to convert the results of operations for the year on the budget basis to the GAAP basis for the general fund is as follows:

Net Change in Fund Balance

	<u>General fund</u>
Budget basis	\$ (751,877)
Net adjustment for revenue accruals	(288,351)
Net adjustment for expenditure accruals	(966,316)
Net adjustment for other sources/uses	874,223
Funds budgeted elsewhere	(102,707)
Adjustment for encumbrances	<u>1,204,403</u>
GAAP basis	<u>\$ (30,625)</u>

Certain funds that are legally budgeted in separate special revenue funds are considered part of the general fund on a GAAP basis. This includes the special trust fund, uniform school supplies fund, rotary fund - special services fund, adult education fund, internal services rotary fund and the public school support fund.

**NORTH CANTON CITY SCHOOL DISTRICT
STARK COUNTY, OHIO**

NOTES TO THE BASIC FINANCIAL STATEMENTS
FOR THE FISCAL YEAR ENDED JUNE 30, 2023

NOTE 15 - CONTINGENCIES

A. Grants

The District receives significant financial assistance from numerous federal, State and local agencies in the form of grants. The disbursement of funds received under these programs generally requires compliance with terms and conditions specified in the grant agreements and are subject to audit by the grantor agencies. Any disallowed claims resulting from such audits could become a liability of the District. However, in the opinion of management, any such disallowed claims will not have a material effect on the financial position of the District.

B. Litigation

The District is a party to legal proceedings seeking damages or injunctive relief generally incidental to its operations and spending projects. The District management is of the opinion that disposition of the claim and legal proceedings will not have a material effect, if any, on the financial condition of the District.

C. Foundation Funding

Foundation funding is based on the annualized full-time equivalent (FTE) enrollment of each student. Traditional districts must comply with minimum hours of instruction, instead of a minimum number of school days each year. The funding formula the Ohio Department of Education (ODE) is legislatively required to follow will continue to adjust as enrollment information is updated by the District, which can extend past the fiscal year-end. The final adjustment was not material and is not reflected in the accompanying financial statements.

NOTE 16 - STATUTORY RESERVES

The District is required by State law to annually set-aside certain general fund revenue amounts, as defined by statutory formula, for the acquisition and construction of capital improvements. Amounts not spent by the end of the fiscal year or offset by similarly restricted resources received during the year must be held in cash at fiscal year-end. This amount must be carried forward to be used for the same purpose in future years. Expenditures exceeding the set-aside requirement may not be carried forward to the next fiscal year.

The following cash-basis information describes the change in the fiscal year-end set-aside amount for capital improvements. Disclosure of this information is required by State statute.

	<u>Capital Improvements</u>
Set-aside balance June 30, 2022	\$ -
Current year set-aside requirement	904,554
Current year offsets	<u>(1,666,508)</u>
Total	<u>\$ (761,954)</u>
Balance carried forward to fiscal year 2024	<u>\$ -</u>
Set-aside balance June 30, 2023	<u>\$ -</u>

Although the District had offsets during the year that reduced the set-aside amount below zero for the capital improvements reserve, this extra amount may not be used to reduce the set-aside requirement for future years. The negative amount is therefore not presented as being carried forward to the next fiscal year.

**NORTH CANTON CITY SCHOOL DISTRICT
STARK COUNTY, OHIO**

NOTES TO THE BASIC FINANCIAL STATEMENTS
FOR THE FISCAL YEAR ENDED JUNE 30, 2023

NOTE 17 - COMMITMENTS

A. Other Commitments

The District utilizes encumbrance accounting as part of its budgetary controls. Encumbrances outstanding at year-end are for subsequent-year expenditures and may be reported as part of restricted, committed, or assigned classifications of fund balance. At year end, the District’s commitments for encumbrances in the governmental funds were as follows:

<u>Fund Type</u>	<u>Year-End Encumbrances</u>
General fund	\$ 590,340
Building fund	19,023,071
Other governmental	<u>1,286,131</u>
 Total	 <u>\$ 20,899,542</u>

B. Contractual Commitments

As of June 30, 2023, the District had the following contractual commitments outstanding:

<u>Vendor</u>	<u>Total Contract</u>	<u>Amount Paid</u>	<u>Remaining Commitment June 30, 2023</u>
Sol Harris/Day Architects	\$ 1,786,635	\$ (950,550)	\$ 836,085
Technology Engineering	434,102	(426,102)	8,000
Hammond Construction	<u>53,364,898</u>	<u>(34,673,567)</u>	<u>18,691,331</u>
 Total	 <u>\$ 55,585,635</u>	 <u>\$ (36,050,219)</u>	 <u>\$ 19,535,416</u>

NOTE 18 - TAX ABATEMENT AGREEMENTS ENTERED INTO BY OTHER GOVERNMENTS

The City of North Canton entered into Community Reinvestment Area (CRA) agreements with LMD Property, Reed Funeral home, Insight Realty and residential owners for the abatement of property taxes to bring jobs and economic development into the City. Plain Township entered into a Community Reinvestment Area (CRA) agreement with Integrity Meander Hospitality Group IV, LLC for the abatement of property taxes to bring jobs and economic development into the Township. Under the agreements, the companies’ and property owners’ property taxes assessed to the District have been abated. During fiscal year 2023, the District’s property taxes were reduced by approximately \$76,680.

NOTE 19 - COVID-19

The United States and the State of Ohio declared a state of emergency in March of 2020 due to the COVID-19 pandemic. Ohio’s state of emergency ended in June 2021 while the national state of emergency ended in April 2023. During fiscal year 2023, the District received COVID-19 funding. The District will continue to spend available COVID-19 funding consistent with the applicable program guidelines.

REQUIRED SUPPLEMENTARY INFORMATION

**NORTH CANTON CITY SCHOOL DISTRICT
STARK COUNTY, OHIO**

SCHEDULES OF REQUIRED SUPPLEMENTARY INFORMATION

SCHEDULE OF THE DISTRICT'S PROPORTIONATE SHARE OF
THE NET PENSION LIABILITY
SCHOOL EMPLOYEES RETIREMENT SYSTEM (SERS) OF OHIO

LAST TEN FISCAL YEARS

	<u>2023</u>	<u>2022</u>	<u>2021</u>	<u>2020</u>
District's proportion of the net pension liability	0.19496870%	0.20067480%	0.01969166%	0.19167450%
District's proportionate share of the net pension liability	\$ 10,545,424	\$ 7,404,318	\$ 13,024,479	\$ 11,468,221
District's covered payroll	\$ 7,208,886	\$ 6,976,893	\$ 6,687,536	\$ 6,600,578
District's proportionate share of the net pension liability as a percentage of its covered payroll	146.28%	106.13%	194.76%	173.75%
Plan fiduciary net position as a percentage of the total pension liability	75.82%	82.86%	68.55%	70.85%

Amounts presented for each fiscal year were determined as of the District's measurement date which is the prior year-end.

SEE ACCOMPANYING NOTES TO THE REQUIRED SUPPLEMENTARY INFORMATION

<u>2019</u>	<u>2018</u>	<u>2017</u>	<u>2016</u>	<u>2015</u>	<u>2014</u>
0.19526180%	0.20298510%	0.21597700%	0.21160360%	0.21247800%	0.21247800%
\$ 11,183,005	\$ 12,127,911	\$ 15,807,524	\$ 12,074,307	\$ 10,753,391	\$ 12,635,385
\$ 6,659,059	\$ 5,979,143	\$ 6,888,014	\$ 6,370,372	\$ 6,174,192	\$ 5,934,740
167.94%	202.84%	229.49%	189.54%	174.17%	212.91%
71.36%	69.50%	62.98%	69.16%	71.70%	65.52%

**NORTH CANTON CITY SCHOOL DISTRICT
STARK COUNTY, OHIO**

SCHEDULES OF REQUIRED SUPPLEMENTARY INFORMATION

SCHEDULE OF THE DISTRICT'S PROPORTIONATE SHARE OF
THE NET PENSION LIABILITY
STATE TEACHERS RETIREMENT SYSTEM (STRS) OF OHIO

	LAST TEN FISCAL YEARS			
	2023	2022	2021	2020
District's proportion of the net pension liability	0.188730510%	0.184718286%	0.18250715%	0.18224087%
District's proportionate share of the net pension liability	\$ 41,955,030	\$ 23,617,893	\$ 44,160,236	\$ 40,301,473
District's covered payroll	\$ 24,819,607	\$ 23,121,000	\$ 22,116,357	\$ 21,473,357
District's proportionate share of the net pension liability as a percentage of its covered payroll	169.04%	102.15%	199.67%	187.68%
Plan fiduciary net position as a percentage of the total pension liability	78.88%	87.78%	75.48%	77.40%

Amounts presented for each fiscal year were determined as of the District's measurement date which is the prior year-end.

SEE ACCOMPANYING NOTES TO THE REQUIRED SUPPLEMENTARY INFORMATION

2019	2018	2017	2016	2015	2014
0.18523507%	0.18543835%	0.19818422%	0.19582939%	0.20118571%	0.20118571%
\$ 40,729,033	\$ 44,051,278	\$ 66,338,232	\$ 54,121,515	\$ 48,935,327	\$ 58,291,442
\$ 21,288,500	\$ 20,120,386	\$ 21,570,207	\$ 20,627,100	\$ 20,555,623	\$ 21,205,300
191.32%	218.94%	307.55%	262.38%	238.06%	274.89%
77.31%	75.30%	66.80%	72.10%	74.70%	69.30%

**NORTH CANTON CITY SCHOOL DISTRICT
STARK COUNTY, OHIO**

SCHEDULES OF REQUIRED SUPPLEMENTARY INFORMATION

SCHEDULE OF DISTRICT PENSION CONTRIBUTIONS
SCHOOL EMPLOYEES RETIREMENT SYSTEM (SERS) OF OHIO

	LAST TEN FISCAL YEARS			
	<u>2023</u>	<u>2022</u>	<u>2021</u>	<u>2020</u>
Contractually required contribution	\$ 1,129,365	\$ 1,009,244	\$ 976,765	\$ 936,255
Contributions in relation to the contractually required contribution	<u>(1,129,365)</u>	<u>(1,009,244)</u>	<u>(976,765)</u>	<u>(936,255)</u>
Contribution deficiency (excess)	<u>\$ -</u>	<u>\$ -</u>	<u>\$ -</u>	<u>\$ -</u>
District's covered payroll	\$ 8,066,893	\$ 7,208,886	\$ 6,976,893	\$ 6,687,536
Contributions as a percentage of covered payroll	14.00%	14.00%	14.00%	14.00%

SEE ACCOMPANYING NOTES TO THE REQUIRED SUPPLEMENTARY INFORMATION

<u>2019</u>	<u>2018</u>	<u>2017</u>	<u>2016</u>	<u>2015</u>	<u>2014</u>
\$ 891,078	\$ 898,973	\$ 837,080	\$ 964,322	\$ 839,615	\$ 855,743
<u>(891,078)</u>	<u>(898,973)</u>	<u>(837,080)</u>	<u>(964,322)</u>	<u>(839,615)</u>	<u>(855,743)</u>
<u>\$ -</u>	<u>\$ -</u>	<u>\$ -</u>	<u>\$ -</u>	<u>\$ -</u>	<u>\$ -</u>
\$ 6,600,578	\$ 6,659,059	\$ 5,979,143	\$ 6,888,014	\$ 6,370,372	\$ 6,174,192
13.50%	13.50%	14.00%	14.00%	13.18%	13.86%

**NORTH CANTON CITY SCHOOL DISTRICT
STARK COUNTY, OHIO**

SCHEDULES OF REQUIRED SUPPLEMENTARY INFORMATION

SCHEDULE OF DISTRICT PENSION CONTRIBUTIONS
STATE TEACHERS RETIREMENT SYSTEM (STRS) OF OHIO

	LAST TEN FISCAL YEARS			
	<u>2023</u>	<u>2022</u>	<u>2021</u>	<u>2020</u>
Contractually required contribution	\$ 3,744,478	\$ 3,474,745	\$ 3,236,940	\$ 3,096,290
Contributions in relation to the contractually required contribution	<u>(3,744,478)</u>	<u>(3,474,745)</u>	<u>(3,236,940)</u>	<u>(3,096,290)</u>
Contribution deficiency (excess)	<u>\$ -</u>	<u>\$ -</u>	<u>\$ -</u>	<u>\$ -</u>
District's covered payroll	\$ 26,746,271	\$ 24,819,607	\$ 23,121,000	\$ 22,116,357
Contributions as a percentage of covered payroll	14.00%	14.00%	14.00%	14.00%

SEE ACCOMPANYING NOTES TO THE REQUIRED SUPPLEMENTARY INFORMATION

<u>2019</u>	<u>2018</u>	<u>2017</u>	<u>2016</u>	<u>2015</u>	<u>2014</u>
\$ 3,006,270	\$ 2,980,390	\$ 2,816,854	\$ 3,019,829	\$ 2,887,794	\$ 2,672,231
<u>(3,006,270)</u>	<u>(2,980,390)</u>	<u>(2,816,854)</u>	<u>(3,019,829)</u>	<u>(2,887,794)</u>	<u>(2,672,231)</u>
<u>\$ -</u>	<u>\$ -</u>	<u>\$ -</u>	<u>\$ -</u>	<u>\$ -</u>	<u>\$ -</u>
\$ 21,473,357	\$ 21,288,500	\$ 20,120,386	\$ 21,570,207	\$ 20,627,100	\$ 20,555,623
14.00%	14.00%	14.00%	14.00%	14.00%	13.00%

**NORTH CANTON CITY SCHOOL DISTRICT
STARK COUNTY, OHIO**

SCHEDULES OF REQUIRED SUPPLEMENTARY INFORMATION

SCHEDULE OF THE DISTRICT'S PROPORTIONATE SHARE OF
THE NET OPEB LIABILITY
SCHOOL EMPLOYEES RETIREMENT SYSTEM (SERS) OF OHIO

LAST SEVEN FISCAL YEARS

	<u>2023</u>	<u>2022</u>	<u>2021</u>	<u>2020</u>
District's proportion of the net OPEB liability	0.19952760%	0.20679930%	0.20392150%	0.19647180%
District's proportionate share of the net OPEB liability	\$ 2,801,388	\$ 3,913,846	\$ 4,431,882	\$ 4,940,853
District's covered payroll	\$ 7,208,886	\$ 6,976,893	\$ 6,687,536	\$ 6,600,578
District's proportionate share of the net OPEB liability as a percentage of its covered payroll	38.86%	56.10%	66.27%	74.85%
Plan fiduciary net position as a percentage of the total OPEB liability	30.34%	24.08%	18.17%	15.57%

Note: Information prior to 2017 was unavailable. Schedule is intended to show information for 10 years. Additional years will be displayed as they become available.

Amounts presented for each fiscal year were determined as of the District's measurement date which is the prior year-end.

SEE ACCOMPANYING NOTES TO THE REQUIRED SUPPLEMENTARY INFORMATION

<u>2019</u>	<u>2018</u>	<u>2017</u>
0.19818940%	0.20622750%	0.21881236%
\$ 5,498,309	\$ 5,534,604	\$ 6,236,962
\$ 6,659,059	\$ 5,979,143	\$ 6,888,014
82.57%	92.57%	90.55%
13.57%	12.46%	11.49%

**NORTH CANTON CITY SCHOOL DISTRICT
STARK COUNTY, OHIO**

SCHEDULES OF REQUIRED SUPPLEMENTARY INFORMATION

SCHEDULE OF THE DISTRICT'S PROPORTIONATE SHARE OF
THE NET OPEB LIABILITY/ASSETS
STATE TEACHERS RETIREMENT SYSTEM (STRS) OF OHIO

LAST SEVEN FISCAL YEARS

	<u>2023</u>	<u>2022</u>	<u>2021</u>	<u>2020</u>
District's proportion of the net OPEB liability/asset	0.188730510%	0.184718286%	0.18250715%	0.18224087%
District's proportionate share of the net OPEB liability/(asset)	\$ (4,886,860)	\$ (3,894,634)	\$ (3,207,562)	\$ (3,018,346)
District's covered payroll	\$ 24,819,607	\$ 23,121,000	\$ 22,116,357	\$ 21,473,357
District's proportionate share of the net OPEB liability/asset as a percentage of its covered payroll	19.69%	16.84%	14.50%	14.06%
Plan fiduciary net position as a percentage of the total OPEB liability/asset	230.73%	174.73%	182.10%	174.70%

Note: Information prior to 2017 was unavailable. Schedule is intended to show information for 10 years. Additional years will be displayed as they become available.

Amounts presented for each fiscal year were determined as of the District's measurement date which is the prior year-end.

SEE ACCOMPANYING NOTES TO THE REQUIRED SUPPLEMENTARY INFORMATION

<u>2019</u>	<u>2018</u>	<u>2017</u>
0.18523507%	0.18543835%	0.19818422%
\$ (2,976,538)	\$ 7,235,120	\$ 10,598,944
\$ 21,288,500	\$ 20,120,386	\$ 21,570,207
13.98%	35.96%	49.14%
176.00%	47.10%	37.30%

**NORTH CANTON CITY SCHOOL DISTRICT
STARK COUNTY, OHIO**

SCHEDULES OF REQUIRED SUPPLEMENTARY INFORMATION

SCHEDULE OF DISTRICT OPEB CONTRIBUTIONS
SCHOOL EMPLOYEES RETIREMENT SYSTEM (SERS) OF OHIO

	LAST TEN FISCAL YEARS			
	<u>2023</u>	<u>2022</u>	<u>2021</u>	<u>2020</u>
Contractually required contribution	\$ 146,843	\$ 131,174	\$ 132,284	\$ 129,024
Contributions in relation to the contractually required contribution	<u>(146,843)</u>	<u>(131,174)</u>	<u>(132,284)</u>	<u>(129,024)</u>
Contribution deficiency (excess)	<u>\$ -</u>	<u>\$ -</u>	<u>\$ -</u>	<u>\$ -</u>
District's covered payroll	\$ 8,066,893	\$ 7,208,886	\$ 6,976,893	\$ 6,687,536
Contributions as a percentage of covered payroll	1.82%	1.82%	1.90%	1.93%

SEE ACCOMPANYING NOTES TO THE REQUIRED SUPPLEMENTARY INFORMATION

<u>2019</u>	<u>2018</u>	<u>2017</u>	<u>2016</u>	<u>2015</u>	<u>2014</u>
\$ 153,125	\$ 142,793	\$ 113,530	\$ 110,477	\$ 160,201	\$ 113,126
<u>(153,125)</u>	<u>(142,793)</u>	<u>(113,530)</u>	<u>(110,477)</u>	<u>(160,201)</u>	<u>(113,126)</u>
<u>\$ -</u>	<u>\$ -</u>	<u>\$ -</u>	<u>\$ -</u>	<u>\$ -</u>	<u>\$ -</u>
\$ 6,600,578	\$ 6,659,059	\$ 5,979,143	\$ 6,888,014	\$ 6,370,372	\$ 6,174,192
2.32%	2.14%	1.90%	1.60%	2.51%	1.83%

**NORTH CANTON CITY SCHOOL DISTRICT
STARK COUNTY, OHIO**

SCHEDULES OF REQUIRED SUPPLEMENTARY INFORMATION

SCHEDULE OF DISTRICT OPEB CONTRIBUTIONS
STATE TEACHERS RETIREMENT SYSTEM (STRS) OF OHIO

	LAST TEN FISCAL YEARS			
	<u>2023</u>	<u>2022</u>	<u>2021</u>	<u>2020</u>
Contractually required contribution	\$ -	\$ -	\$ -	\$ -
Contributions in relation to the contractually required contribution	<u>-</u>	<u>-</u>	<u>-</u>	<u>-</u>
Contribution deficiency (excess)	<u>\$ -</u>	<u>\$ -</u>	<u>\$ -</u>	<u>\$ -</u>
District's covered payroll	\$ 26,746,271	\$ 24,819,607	\$ 23,121,000	\$ 22,116,357
Contributions as a percentage of covered payroll	0.00%	0.00%	0.00%	0.00%

SEE ACCOMPANYING NOTES TO THE REQUIRED SUPPLEMENTARY INFORMATION

<u>2019</u>	<u>2018</u>	<u>2017</u>	<u>2016</u>	<u>2015</u>	<u>2014</u>
\$ -	\$ -	\$ -	\$ -	\$ -	\$ 213,558
-	-	-	-	-	(213,558)
<u>\$ -</u>	<u>\$ -</u>	<u>\$ -</u>	<u>\$ -</u>	<u>\$ -</u>	<u>\$ -</u>
\$ 21,473,357	\$ 21,288,500	\$ 20,120,386	\$ 21,570,207	\$ 20,627,100	\$ 20,555,623
0.00%	0.00%	0.00%	0.00%	0.00%	1.00%

**NORTH CANTON CITY SCHOOL DISTRICT
STARK COUNTY, OHIO**

NOTES TO THE REQUIRED SUPPLEMENTARY INFORMATION
FOR THE FISCAL YEAR ENDED JUNE 30, 2023

PENSION

SCHOOL EMPLOYEES RETIREMENT SYSTEM (SERS) OF OHIO

Changes in benefit terms :

- There were no changes in benefit terms from the amounts reported for fiscal year 2014.
- There were no changes in benefit terms from the amounts reported for fiscal year 2015.
- There were no changes in benefit terms from the amounts reported for fiscal year 2016.
- There were no changes in benefit terms from the amounts reported for fiscal year 2017.
- For fiscal year 2018, SERS changed from a fixed 3% annual increase to a Cost of Living Adjustment (COLA) based on the changes in the Consumer Price Index (CPI-W), with a cap of 2.5% and a floor of 0%.
- For fiscal year 2019, with the authority granted the Board under Senate Bill 8, the Board has enacted a three year COLA delay for future benefit recipients commencing benefits on or after April 1, 2018.
- There were no changes in benefit terms from the amounts previously reported for fiscal year 2020.
- There were no changes in benefit terms from the amounts previously reported for fiscal year 2021.
- For fiscal year 2022, SERS changed from a Cost of Living Adjustment (COLA) of 2.5% to 2.0%.
- There were no changes in benefit terms from the amounts reported for fiscal year 2023.

Changes in assumptions :

- There were no changes in methods and assumptions used in the calculation of actuarial determined contributions for fiscal year 2014.
- There were no changes in methods and assumptions used in the calculation of actuarial determined contributions for fiscal year 2015.
- There were no changes in methods and assumptions used in the calculation of actuarial determined contributions for fiscal year 2016.
- For fiscal year 2017, the following changes of assumptions affected the total pension liability since the prior measurement date: (a) the assumed rate of inflation was reduced from 3.25% to 3.00%, (b) payroll growth assumption was reduced from 4.00% to 3.50%, (c) assumed real wage growth was reduced from 0.75% to 0.50%, (d) rates of withdrawal, retirement and disability were updated to reflect recent experience, (e) mortality among active members was updated to RP-2014 Blue Collar Mortality Table with fully generational projection and a five year age set-back for both males and females, (f) mortality among service retired members and beneficiaries was updated to the following RP-2014 Blue Collar Mortality Table with fully generational projection with Scale BB, 120% of male rates and 110% of female rates, (g) mortality among disabled members was updated to RP-2000 Disabled Mortality Table, 90% for male rates and 100% for female rates, set back five years is used for the period after disability retirement and (h) the discount rate was reduced from 7.75% to 7.50%.
- There were no changes in methods and assumptions used in the calculation of actuarial determined contributions for fiscal year 2018.
- There were no changes in methods and assumptions used in the calculation of actuarial determined contributions for fiscal year 2019.
- There were no changes in methods and assumptions used in the calculation of actuarial determined contributions for fiscal year 2020.
- There were no changes in methods and assumptions used in the calculation of actuarial determined contributions for fiscal year 2021.
- For fiscal year 2022, the following changes of assumptions affected the total pension liability since the prior measurement date: (a) wage inflation decreased from 3.00% to 2.40%, (b) future salary increases changed from 3.50%-18.20% to 3.25%-13.58%, (c) investment rate of return decreased from 7.50% to 7.00%, (d) discount rate decreased from 7.50% to 7.00% and (e) mortality tables changed from the RP-2014 Blue Collar mortality table to the PUB-2010 General Employee Amount Weighted Below Median Healthy Retiree mortality table.
- There were no changes in methods and assumptions used in the calculation of actuarial determined contributions for fiscal year 2023.

(Continued)

**NORTH CANTON CITY SCHOOL DISTRICT
STARK COUNTY, OHIO**

NOTES TO THE REQUIRED SUPPLEMENTARY INFORMATION (CONTINUED)
FOR THE FISCAL YEAR ENDED JUNE 30, 2023

PENSION (CONTINUED)

STATE TEACHERS RETIREMENT SYSTEM (STRS) OF OHIO

Changes in benefit terms :

- There were no changes in benefit terms from the amounts reported for fiscal year 2014.
- There were no changes in benefit terms from the amounts reported for fiscal year 2015.
- There were no changes in benefit terms from the amounts reported for fiscal year 2016.
- There were no changes in benefit terms from the amounts reported for fiscal year 2017.
- For fiscal year 2018, STRS decreased the Cost of Living Adjustment (COLA) to zero.
- There were no changes in benefit terms from amounts previously reported for fiscal year 2019.
- There were no changes in benefit terms from amounts previously reported for fiscal year 2020.
- There were no changes in benefit terms from amounts previously reported for fiscal year 2021.
- There were no changes in benefit terms from amounts previously reported for fiscal year 2022.
- There were no changes in benefit terms from amounts previously reported for fiscal year 2023.

Changes in assumptions :

- There were no changes in methods and assumptions used in the calculation of actuarial determined contributions for fiscal year 2014.
- There were no changes in methods and assumptions used in the calculation of actuarial determined contributions for fiscal year 2015.
- There were no changes in methods and assumptions used in the calculation of actuarial determined contributions for fiscal year 2016.
- There were no changes in methods and assumptions used in the calculation of actuarial determined contributions for fiscal year 2017.
- For fiscal year 2018, the following changes of assumption affected the total pension liability since the prior measurement date: (a) the long-term expected rate of return was reduced from 7.75% to 7.45%, (b) the inflation assumption was lowered from 2.75% to 2.50%, (c) the payroll growth assumption was lowered to 3.00%, (d) total salary increases rate was lowered by decreasing the merit component of the individual salary increases, in addition to a decrease of 0.25% due to lower inflation, (e) the healthy and disabled mortality assumptions were updated to the RP-2014 mortality tables with generational improvement scale MP-2016 and (f) rates of retirement, termination and disability were modified to better reflect anticipated future experience.
- There were no changes in methods and assumptions used in the calculation of actuarial determined contributions for fiscal year 2019.
- There were no changes in methods and assumptions used in the calculation of actuarial determined contributions for fiscal year 2020.
- There were no changes in methods and assumptions used in the calculation of actuarial determined contributions for fiscal year 2021.
- For fiscal year 2022, the following changes of assumption affected the total pension liability since the prior measurement date: (a) the long-term expected rate of return was reduced from 7.45% to 7.00% and (b) the discount rate of return was reduced from 7.45% to 7.00%.
- For fiscal year 2023, the following changes of assumption affected the total pension liability since the prior measurement date: (a) the projected salary increases went from 12.50% at age 20 to 2.50% at age 65 to varies by service from 2.50% to 8.50%.

OTHER POSTEMPLOYMENT BENEFITS (OPEB)

SCHOOL EMPLOYEES RETIREMENT SYSTEM (SERS) OF OHIO

Changes in benefit terms :

- There were no changes in benefit terms from the amounts reported for fiscal year 2017.
- There were no changes in benefit terms from the amounts reported for fiscal year 2018.
- There were no changes in benefit terms from the amounts reported for fiscal year 2019.
- There were no changes in benefit terms from the amounts reported for fiscal year 2020.
- There were no changes in benefit terms from the amounts reported for fiscal year 2021.
- There were no changes in benefit terms from the amounts reported for fiscal year 2022.
- There were no changes in benefit terms from the amounts reported for fiscal year 2023.

(Continued)

**NORTH CANTON CITY SCHOOL DISTRICT
STARK COUNTY, OHIO**

NOTES TO THE REQUIRED SUPPLEMENTARY INFORMATION (CONTINUED)
FOR THE FISCAL YEAR ENDED JUNE 30, 2023

OTHER POSTEMPLOYMENT BENEFITS (OPEB) (CONTINUED)

SCHOOL EMPLOYEES RETIREMENT SYSTEM (SERS) OF OHIO (CONTINUED)

Changes in assumptions :

- For fiscal year 2017, the following changes of assumptions affected the total OPEB liability since the prior measurement date: (a) assumed rate of inflation was reduced from 3.25% to 3.00%, (b) payroll growth assumption was reduced from 4.00% to 3.50%, (c) assumed real wage growth was reduced from 0.75% to 0.50%, (d) rates of withdrawal, retirement, and disability were updated to reflect recent experience, (e) mortality among active members was updated to the following: RP-2014 Blue Collar Mortality Table with fully generational projection and a five-year age set-back for both males and females, (f) mortality among service retired members and beneficiaries was updated to the following: RP-2014 Blue Collar Mortality Table with fully generational projection with Scale BB, 120% of male rates, and 110% of female rates, (g) mortality among disabled members was updated to the following: RP-2000 Disabled Mortality Table, 90% for male rates and 100% for female rates, set back five years is used for the period after disability retirement.
- For fiscal year 2018, the following changes of assumptions affected the total OPEB liability since the prior measurement date: (a) assumed rate of inflation was reduced from 3.25% to 3.00%, (b) payroll growth assumption was reduced from 4.00% to 3.50%, (c) assumed real wage growth was reduced from 0.75% to 0.50%, (d) rates of withdrawal, retirement, and disability were updated to reflect recent experience, (e) mortality among active members was updated to the following: RP-2014 Blue Collar Mortality Table with fully generational projection and a five-year age set-back for both males and females, (f) mortality among service retired members and beneficiaries was updated to the following: RP-2014 Blue Collar Mortality Table with fully generational projection with Scale BB, 120% of male rates, and 110% of female rates, (g) mortality among disabled members was updated to the following: RP-2000 Disabled Mortality Table, 90% for male rates and 100% for female rates, set back five years is used for the period after disability retirement, (h) the municipal bond index rate increased from 2.92% to 3.56% and (i) the single equivalent interest rate, net of plan investment expense, including price inflation increased from 2.98% to 3.63%.
- For fiscal year 2019, the following changes of assumptions affected the total OPEB liability since the prior measurement date: (a) the discount rate increased from 3.63% to 3.70%, (b) the health care cost trend rates for Medicare were changed from a range of 5.50%-5.00% to a range of 5.375%-4.75% and Pre-Medicare were changed from a range of 7.50%-5.00% to a range of 7.25%-4.75%, (c) the municipal bond index rate increased from 3.56% to 3.62% and (d) the single equivalent interest rate, net of plan investment expense, including price inflation increased from 3.63% to 3.70%.
- For fiscal year 2020, the following changes of assumptions affected the total OPEB liability since the prior measurement date: (a) the discount rate decreased from 3.70% to 3.22%, (b) the health care cost trend rates for Medicare were changed from a range of 5.375%-4.75% to a range of 5.25%-4.75% and Pre-Medicare were changed from a range of 7.25%-4.75% to a range of 7.00%-4.75%, (c) the municipal bond index rate decreased from 3.62% to 3.13% and (d) the single equivalent interest rate, net of plan investment expense, including price inflation decreased from 3.70% to 3.22%.
- For fiscal year 2021, the following changes of assumptions affected the total OPEB liability since the prior measurement date: (a) the discount rate decreased from 3.22% to 2.63% and (b) the municipal bond index rate decreased from 3.13% to 2.45%, and (c) the single equivalent interest rate, net of plan investment expense, including price inflation decreased from 3.22% to 2.63%.
- For fiscal year 2022, the following changes of assumptions affected the total OPEB liability since the prior measurement date: (a) wage inflation decreased from 3.00% to 2.40%, (b) future salary increases changed from 3.50%-18.20% to 3.25%-13.58%, (c) investment rate of return decreased from 7.50% to 7.00%, (d) discount rate decreased from 7.50% to 7.00% and (e) mortality tables changed from the RP-2014 Blue Collar mortality table to the PUB-2010 General Employee Amount Weighted Below Median Healthy Retiree mortality table.
- For fiscal year 2023, the following changes of assumptions affected the total OPEB liability since the prior measurement date: (a) municipal bond index rate went from 1.92% to 3.69%, (b) single equivalent interest rate when from 2.27% to 4.08% and (c) medical trend assumptions went from 5.125% to 4.40% Medicare and 6.75% to 4.40% Pre-Medicare to 7.00% to 4.40%.

(Continued)

**NORTH CANTON CITY SCHOOL DISTRICT
STARK COUNTY, OHIO**

NOTES TO THE REQUIRED SUPPLEMENTARY INFORMATION (CONTINUED)
FOR THE FISCAL YEAR ENDED JUNE 30, 2023

OTHER POSTEMPLOYMENT BENEFITS (OPEB) (CONTINUED)

STATE TEACHERS RETIREMENT SYSTEM (STRS) OF OHIO

Changes in benefit terms :

- There were no changes in benefit terms from the amounts previously reported for fiscal year 2017.
- For fiscal year 2018, STRS reduced the subsidy multiplier for non-Medicare benefit recipients from 2.1% to 1.9% per year of service. Medicare Part B premium reimbursements were discontinued for certain survivors and beneficiaries and all remaining Medicare Part B premium reimbursements will be discontinued beginning January 2019.
- For fiscal year 2019, STRS increased the subsidy multiplier for non-Medicare benefit recipients from 1.9% to 1.944% per year of service effective January 1, 2019. The non-Medicare frozen subsidy base premium was increased January 1, 2019 and all remaining Medicare Part B premium reimbursements will be discontinued beginning January 1, 2020.
- For fiscal year 2020, STRS increased the non-Medicare subsidy percentage from 1.944% to 1.984% effective January 1, 2020. The Medicare subsidy percentages were adjusted effective January 1, 2021 to 2.1% for the Medicare plan. The Medicare Part B monthly reimbursement elimination date was postponed to January 1, 2021.
- For fiscal year 2021, the non-Medicare subsidy percentage was increased effective January 1, 2021 from 1.984% to 2.055% per year of service. The non-Medicare frozen subsidy base premium was increased effective January 1, 2021. The Medicare subsidy percentages were adjusted effective January 1, 2021 to 2.1% for the AMA Medicare plan. The Medicare Part B monthly reimbursement elimination date was postponed indefinitely.
- For fiscal year 2022, the non-Medicare subsidy percentage was increased effective January 1, 2022 from 2.055% to 2.100%. The non-Medicare frozen subsidy base premium was increased effective January 1, 2022. The Medicare Part D subsidy was updated to reflect it is expected to be negative in CY2022. The Part B monthly reimbursement elimination date was postponed indefinitely.
- There were no changes in benefit terms from the amounts previously reported for fiscal year 2023.

Changes in assumptions :

- There were no changes in methods and assumptions used in the calculation of actuarial determined contributions for fiscal year 2017.
- For fiscal year 2018, the following changes of assumptions affected the total OPEB liability since the prior measurement date: (a) the discount rate was increased from 3.26% to 4.13% based on the methodology defined under GASB Statement No. 74, Financial Reporting for Postemployment Benefit Plans Other Than Pension Plans (OPEB), (b) the long term expected rate of return was reduced from 7.75% to 7.45%, (c) valuation year per capita health care costs were updated, and the salary scale was modified, (d) the percentage of future retirees electing each option was updated based on current data and the percentage of future disabled retirees and terminated vested participants electing health coverage were decreased and (e) the assumed mortality, disability, retirement, withdrawal and future health care cost trend rates were modified along with the portion of rebated prescription drug costs.
- For fiscal year 2019, the following changes of assumptions affected the total OPEB liability/asset since the prior measurement date: (a) the discount rate was increased from the blended rate of 4.13% to the long-term expected rate of return of 7.45% based on the methodology defined under GASB Statement No. 74, Financial Reporting for Postemployment Benefit Plans Other Than Pension Plans (OPEB) and (b) decrease in health care cost trend rates from 6.00%-11.00% initial; 4.50% ultimate down to Medical Pre-Medicare 6.00% and Medicare 5.00% initial; 4.00% ultimate and Prescription Drug Pre-Medicare 8.00% and Medicare (5.23%) initial; 4.00% ultimate.
- For fiscal year 2020, health care cost trend rates were changed to the following: medical pre-Medicare from 6.00% initial - 4.00% ultimate down to 5.87% initial - 4.00% ultimate; medical Medicare from 5.00% initial - 4.00% ultimate down to 4.93% initial - 4.00% ultimate; prescription drug pre-Medicare from 8.00% initial - 4.00% ultimate down to 7.73% initial - 4.00% ultimate; and prescription drug Medicare from (5.23%) initial - 4.00% ultimate up to 9.62% initial - 4.00% ultimate.

(Continued)

**NORTH CANTON CITY SCHOOL DISTRICT
STARK COUNTY, OHIO**

NOTES TO THE REQUIRED SUPPLEMENTARY INFORMATION (CONTINUED)
FOR THE FISCAL YEAR ENDED JUNE 30, 2023

OTHER POSTEMPLOYMENT BENEFITS (OPEB) (CONTINUED)

STATE TEACHERS RETIREMENT SYSTEM (STRS) OF OHIO (CONTINUED)

Changes in assumptions (continued):

- For fiscal year 2021, health care cost trend rates were changed to the following: medical pre-Medicare from 5.87% initial - 4.00% ultimate down to 5.00% initial - 4.00% ultimate; medical Medicare from 4.93% initial - 4.00% ultimate down to -6.69% initial - 4.00% ultimate; prescription drug pre-Medicare from 7.73% initial - 4.00% ultimate down to 6.50% initial - 4.00% ultimate; prescription drug Medicare from 9.62% initial - 4.00% ultimate up to 11.87% initial - 4.00% ultimate.
- For fiscal year 2022, the following changes of assumption affected the total OPEB liability since the prior measurement date: (a) the long-term expected rate of return was reduced from 7.45% to 7.00%, (b) the discount rate of return was reduced from 7.45% to 7.00% and (c) health care cost trend rates were changed to the following: medical Medicare from -6.69% initial - 4.00% ultimate down to -16.18% initial - 4.00% ultimate; prescription drug Medicare from 11.87% initial - 4.00% ultimate up to 29.98% initial - 4.00% ultimate.
- For fiscal year 2023, the following changes of assumption affected the total OPEB liability since the prior measurement date: (a) projected salary increase went from 12.50% at age 20 to 2.50% at age 65 to varies by services from 2.50% to 8.50% and (b) health care cost trend rates were changed to the following: Pre-Medicare from 5.00% initial - 4.00% ultimate to 7.50% initial - 3.94% ultimate; medical Medicare from -16.18% initial - 4.00% ultimate to -68.78% initial - 3.94% ultimate; prescription drug Pre-Medicare from 6.50% initial - 4.00% ultimate to 9.00% initial - 3.94% ultimate; Medicare from 29.98% initial - 4.00% ultimate to -5.47% initial - 3.94% ultimate.

**NORTH CANTON CITY SCHOOL DISTRICT
STARK COUNTY**

**SCHEDULE OF EXPENDITURES OF FEDERAL AWARDS
FOR YEAR ENDED JUNE 30, 2023**

FEDERAL GRANTOR <i>Pass Through Grantor</i> Program Title	Federal AL Number	Pass Through Entity Identifying Number	Provided Through To Subrecipients	Expenditures	Non-Cash Expenditures
U.S. DEPARTMENT OF AGRICULTURE					
<i>Passed Through Ohio Department of Education</i>					
Child Nutrition Cluster:					
Special Milk Program	10.556	044503-3L60-2022	\$ -	\$ 192	\$ -
School Breakfast Program	10.553	044503-3L70-2022	-	150,021	-
National School Lunch Program	10.555	044503-3L60-2022	-	525,480	-
COVID-19 National School Lunch Program	10.555	044503-3L60-2022	-	18,088	-
Special Milk Program	10.556	044503-3L60-2023	-	1,016	-
School Breakfast Program	10.553	044503-3L70-2023	-	136,024	-
National School Lunch Program	10.555	044503-3L60-2023	-	632,171	146,864
COVID-19 National School Lunch Program	10.555	044503-3L60-2023	-	105,408	-
Total Child Nutrition Cluster			-	1,568,400	146,864
Pandemic Electronic Benefit Transfer (P-EBT) Administrative Costs	10.649	044503-3HF0-2023	-	628	-
Total U.S. Department of Agriculture			-	1,569,028	146,864
U.S. DEPARTMENT OF THE TREASURY					
<i>Passed Through Ohio Facilities Construction Commission (OFCC)</i>					
COVID-19 Coronavirus SLFRF - Ohio K-12 School Safety Program	21.027	044503-5CV3-2023	-	214,171	-
Total U.S. Department of the Treasury			-	214,171	-
U.S. DEPARTMENT OF EDUCATION					
<i>Passed Through Ohio Department of Education</i>					
Special Education Cluster:					
Special Education Grants to States	84.027A	044503-3M20-2022	-	(5,718)	-
Special Education Grants to States	84.027A	044503-3M20-2023	-	986,148	-
COVID-19 American Rescue Plan - Special Education	84.027X	044503-3IA0-2023	-	115,545	-
Special Education Preschool Grants	84.173A	044503-3C50-2022	-	(43)	-
Special Education Preschool Grants	84.173A	044503-3C50-2023	-	24,824	-
COVID-19 American Rescue Plan - Special Education Preschool Grants	84.173A	044503-3IA0-2023	-	15,404	-
Total Special Education Cluster			-	1,136,160	-
Title I:					
Title I Grants to Local Educational Agencies	84.010A	044503-3M00-2022	-	130,036	-
Title I Grants to Local Educational Agencies	84.010A	044503-3M00-2023	-	310,005	-
Expanding Opportunities for Each Child	84.010A	044503-3M00-2022	-	395	-
Total Title I			-	440,436	-
Title II-A					
Improving Teacher Quality State Grants, Title II-A	84.367A	044503-3Y60-2022	-	22,916	-
Improving Teacher Quality State Grants, Title II-A	84.367A	044503-3Y60-2023	-	61,057	-
Total Title II-A			-	83,973	-
Title III					
English Language Acquisition State Grants	84.365A	044503-3Y30-2023	3,652	3,652	-
Total Title III			3,652	3,652	-
Title IV-A					
Student Support and Academic Enrichment	84.424A	044503-3H10-2022	-	18,394	-
Student Support and Academic Enrichment	84.424A	044503-3H10-2023	-	22,565	-
Total Title IV-A			-	40,959	-
Elementary and Secondary School Emergency Relief					
COVID-19 American Rescue Plan - ESSER	84.425U	044503-3HS0-2023	-	1,762,948	-
COVID-19 American Rescue Plan - Homeless	84.425W	044503-3HZ0-2023	-	6,872	-
COVID-19 American Rescue Plan - Homeless Targeted	84.425W	044503-3HZ0-2023	-	8,428	-
Total Elementary and Secondary School Emergency Relief			-	1,778,248	-
<i>Passed Through Plain Local School District</i>					
Career and Technical Education - Basic Grants to States	84.048	N/A	-	40,579	-
Total U.S. Department of Education			3,652	3,524,007	-
Total Federal Financial Assistance			\$ 3,652	\$ 5,307,206	\$ 146,864

The accompanying notes are an integral part of this schedule.

**NORTH CANTON CITY SCHOOL DISTRICT
STARK COUNTY**

**NOTES TO THE SCHEDULE OF EXPENDITURES OF FEDERAL AWARDS
2 CFR 200.510(b)(6)
FOR THE YEAR ENDED JUNE 30, 2023**

NOTE A – BASIS OF PRESENTATION

The accompanying Schedule of Expenditures of Federal Awards (the Schedule) includes the federal award activity of the North Canton City School District (the District) under programs of the federal government for the year ended June 30, 2023. The information on this Schedule is prepared in accordance with the requirements of Title 2 U.S. Code of Federal Regulations Part 200, *Uniform Administrative Requirements, Cost Principles, and Audit Requirements for Federal Awards* (Uniform Guidance). Because the Schedule presents only a selected portion of the operations of the District, it is not intended to and does not present the financial position or changes in net position.

NOTE B – SUMMARY OF SIGNIFICANT ACCOUNTING POLICIES

Expenditures reported on the Schedule are reported on the cash basis of accounting. Such expenditures are recognized following the cost principles contained in Uniform Guidance wherein certain types of expenditures may or may not be allowable or may be limited as to reimbursement.

NOTE C – INDIRECT COST RATE

The District has elected not to use the 10-percent de minimis indirect cost rate as allowed under the Uniform Guidance.

NOTE D - CHILD NUTRITION CLUSTER

The District commingles cash receipts from the U.S. Department of Agriculture with similar State grants. When reporting expenditures on this Schedule, the District assumes it expends federal monies first.

NOTE E – FOOD DONATION PROGRAM

The District reports commodities consumed on the Schedule at the entitlement value. The District allocated donated food commodities to the respective program that benefitted from the use of those donated food commodities.

NOTE F - TRANSFERS BETWEEN PROGRAM YEARS

Federal regulations require schools to obligate certain federal awards by June 30. However, with ODE’s consent, schools can transfer unobligated amounts to the subsequent fiscal year’s program. The District transferred the following amounts from 2023 to 2024 programs:

<u>Program Title</u>	<u>AL Number</u>	<u>Amt.</u> <u>Transferred</u>
Title I Grants to Local Educational Agencies	84.010A	\$ 56,285
Supporting Effective Instruction State Grant, Title II-A	84.367A	\$ 17,620
Student Support and Academic Enrichment, Title IV-A	84.424A	\$ 6,108
American Rescue Plan - Homeless - Targeted	84.425W	\$ 8,072

OHIO AUDITOR OF STATE KEITH FABER



88 East Broad Street
Columbus, Ohio 43215
ContactUs@ohioauditor.gov
(800) 282-0370

INDEPENDENT AUDITOR'S REPORT ON INTERNAL CONTROL OVER FINANCIAL REPORTING AND ON COMPLIANCE AND OTHER MATTERS REQUIRED BY GOVERNMENT AUDITING STANDARDS

North Canton City School District
Stark County
525 7th Street NE
North Canton, Ohio 44720

To the Board of Education:

We have audited, in accordance with the auditing standards generally accepted in the United States of America and the standards applicable to financial audits contained in *Government Auditing Standards* issued by the Comptroller General of the United States (*Government Auditing Standards*), the financial statements of the governmental activities, each major fund, and the aggregate remaining fund information of the North Canton City School District, Stark County, (the District) as of and for the year ended June 30, 2023, and the related notes to the financial statements, which collectively comprise the District's basic financial statements and have issued our report thereon dated March 20, 2024, wherein we noted the District adopted new accounting guidance in Governmental Accounting Standards Board Statement 96 – *Subscription Based Information Technology Arrangements*.

Report on Internal Control Over Financial Reporting

In planning and performing our audit of the financial statements, we considered the District's internal control over financial reporting (internal control) as a basis for designing audit procedures that are appropriate in the circumstances for the purpose of expressing our opinions on the financial statements, but not for the purpose of expressing an opinion on the effectiveness of the District's internal control. Accordingly, we do not express an opinion on the effectiveness of the District's internal control.

A *deficiency in internal control* exists when the design or operation of a control does not allow management or employees, in the normal course of performing their assigned functions, to prevent, or detect and correct misstatements on a timely basis. A *material weakness* is a deficiency, or a combination of deficiencies, in internal control, such that there is a reasonable possibility that a material misstatement of the District's financial statements will not be prevented, or detected and corrected, on a timely basis. A *significant deficiency* is a deficiency, or a combination of deficiencies, in internal control that is less severe than a material weakness, yet important enough to merit attention by those charged with governance.

Our consideration of internal control was for the limited purpose described in the first paragraph of this section and was not designed to identify all deficiencies in internal control that might be material weaknesses or significant deficiencies. Given these limitations, during our audit we did not identify any deficiencies in internal control that we consider to be material weaknesses. However, material weaknesses or significant deficiencies may exist that were not identified.

Report on Compliance and Other Matters

As part of obtaining reasonable assurance about whether the District's financial statements are free from material misstatement, we performed tests of its compliance with certain provisions of laws, regulations, contracts, and grant agreements, noncompliance with which could have a direct and material effect on the financial statements. However, providing an opinion on compliance with those provisions was not an objective of our audit and accordingly, we do not express such an opinion. The results of our tests disclosed no instances of noncompliance or other matters that are required to be reported under *Government Auditing Standards*.

Purpose of This Report

The purpose of this report is solely to describe the scope of our testing of internal control and compliance and the results of that testing, and not to provide an opinion on the effectiveness of the District's internal control or on compliance. This report is an integral part of an audit performed in accordance with *Government Auditing Standards* in considering the District's internal control and compliance. Accordingly, this communication is not suitable for any other purpose.



Keith Faber
Auditor of State
Columbus, Ohio

March 20, 2024

OHIO AUDITOR OF STATE KEITH FABER



88 East Broad Street
Columbus, Ohio 43215
ContactUs@ohioauditor.gov
(800) 282-0370

INDEPENDENT AUDITOR'S REPORT ON COMPLIANCE WITH REQUIREMENTS APPLICABLE TO EACH MAJOR FEDERAL PROGRAM AND ON INTERNAL CONTROL OVER COMPLIANCE REQUIRED BY THE UNIFORM GUIDANCE

North Canton City School District
Stark County
525 7th Street NE
North Canton, Ohio 44720

To the Board of Education:

Report on Compliance for Each Major Federal Program

Opinion on Each Major Federal Program

We have audited North Canton City School District's, Stark County, (District) compliance with the types of compliance requirements identified as subject to audit in the U.S. Office of Management and Budget (OMB) *Compliance Supplement* that could have a direct and material effect on each of North Canton City School District's major federal programs for the year ended June 30, 2023. North Canton City School District's major federal programs are identified in the *Summary of Auditor's Results* section of the accompanying schedule of findings.

In our opinion, North Canton City School District complied, in all material respects, with the compliance requirements referred to above that could have a direct and material effect on each of its major federal programs for the year ended June 30, 2023.

Basis for Opinion on Each Major Federal Program

We conducted our audit of compliance in accordance with auditing standards generally accepted in the United States of America (GAAS); the standards applicable to financial audits contained in *Government Auditing Standards* issued by the Comptroller General of the United States (*Government Auditing Standards*); and the audit requirements of Title 2 U.S. *Code of Federal Regulations* Part 200, *Uniform Administrative Requirements, Cost Principles, and Audit Requirements for Federal Awards* (Uniform Guidance). Our responsibilities under those standards and the Uniform Guidance are further described in the *Auditor's Responsibilities for the Audit of Compliance* section of our report.

We are required to be independent of the District and to meet our other ethical responsibilities, in accordance with relevant ethical requirements relating to our audit. We believe that the audit evidence we have obtained is sufficient and appropriate to provide a basis for our opinion on compliance for each major federal program. Our audit does not provide a legal determination of the District's compliance with the compliance requirements referred to above.

Responsibilities of Management for Compliance

The District's Management is responsible for compliance with the requirements referred to above and for the design, implementation, and maintenance of effective internal control over compliance with the requirements of laws, statutes, regulations, rules, and provisions of contracts or grant agreements applicable to the District's federal programs.

Auditor's Responsibilities for the Audit of Compliance

Our objectives are to obtain reasonable assurance about whether material noncompliance with the compliance requirements referred to above occurred, whether due to fraud or error, and express an opinion on the District's compliance based on our audit. Reasonable assurance is a high level of assurance but is not absolute assurance and therefore is not a guarantee that an audit conducted in accordance with GAAS, *Government Auditing Standards*, and the Uniform Guidance will always detect material noncompliance when it exists. The risk of not detecting material noncompliance resulting from fraud is higher than for that resulting from error, as fraud may involve collusion, forgery, intentional omissions, misrepresentations, or the override of internal control. Noncompliance with the compliance requirements referred to above is considered material, if there is a substantial likelihood that, individually or in the aggregate, it would influence the judgment made by a reasonable user of the report on compliance about the District's compliance with the requirements of each major federal program as a whole.

In performing an audit in accordance with GAAS, *Government Auditing Standards*, and the Uniform Guidance, we:

- exercise professional judgment and maintain professional skepticism throughout the audit.
- identify and assess the risks of material noncompliance, whether due to fraud or error, and design and perform audit procedures responsive to those risks. Such procedures include examining, on a test basis, evidence regarding the District's compliance with the compliance requirements referred to above and performing such other procedures as we considered necessary in the circumstances.
- obtain an understanding of the District's internal control over compliance relevant to the audit in order to design audit procedures that are appropriate in the circumstances and to test and report on internal control over compliance in accordance with the Uniform Guidance, but not for the purpose of expressing an opinion on the effectiveness of the District's internal control over compliance. Accordingly, no such opinion is expressed.

We are required to communicate with those charged with governance regarding, among other matters, the planned scope and timing of the audit and any significant deficiencies and material weaknesses in internal control over compliance that we identified during the audit.

Report on Internal Control Over Compliance

A deficiency in internal control over compliance exists when the design or operation of a control over compliance does not allow management or employees, in the normal course of performing their assigned functions, to prevent, or detect and correct, noncompliance with a type of compliance requirement of a federal program on a timely basis. *A material weakness in internal control over compliance* is a deficiency, or combination of deficiencies, in internal control over compliance, such that there is a reasonable possibility that material noncompliance with a type of compliance requirement of a federal program will not be prevented, or detected and corrected, on a timely basis. *A significant deficiency in internal control over compliance* is a deficiency, or a combination of deficiencies, in internal control over compliance with a type of compliance requirement of a federal program that is less severe than a material weakness in internal control over compliance, yet important enough to merit attention by those charged with governance.

Our consideration of internal control over compliance was for the limited purpose described in the *Auditor's Responsibilities for the Audit of Compliance* section above and was not designed to identify all deficiencies in internal control over compliance that might be material weaknesses or significant deficiencies in internal control over compliance. Given these limitations, during our audit we did not identify any deficiencies in internal control over compliance that we consider to be material weaknesses, as defined above. However, material weaknesses or significant deficiencies in internal control over compliance may exist that were not identified.

Our audit was not designed for the purpose of expressing an opinion on the effectiveness of internal control over compliance. Accordingly, no such opinion is expressed.

The purpose of this report on internal control over compliance is solely to describe the scope of our testing of internal control over compliance and the results of this testing based on the requirements of the Uniform Guidance. Accordingly, this report is not suitable for any other purpose.



Keith Faber
Auditor of State
Columbus, Ohio

March 20, 2024

This page intentionally left blank.

**NORTH CANTON CITY SCHOOL DISTRICT
STARK COUNTY**

**SCHEDULE OF FINDINGS
2 CFR § 200.515
JUNE 30, 2023**

1. SUMMARY OF AUDITOR'S RESULTS

(d)(1)(i)	Type of Financial Statement Opinion	Unmodified
(d)(1)(ii)	Were there any material weaknesses in internal control reported at the financial statement level (GAGAS)?	No
(d)(1)(ii)	Were there any significant deficiencies in internal control reported at the financial statement level (GAGAS)?	No
(d)(1)(iii)	Was there any reported material noncompliance at the financial statement level (GAGAS)?	No
(d)(1)(iv)	Were there any material weaknesses in internal control reported for major federal programs?	No
(d)(1)(iv)	Were there any significant deficiencies in internal control reported for major federal programs?	No
(d)(1)(v)	Type of Major Programs' Compliance Opinion	Unmodified
(d)(1)(vi)	Are there any reportable findings under 2 CFR § 200.516(a)?	No
(d)(1)(vii)	Major Programs (list):	Elementary and Secondary School Emergency Relief – AL #84.425D Special Education Grants to States Cluster - AL #84.027 and #84.173
(d)(1)(viii)	Dollar Threshold: Type A/B Programs	Type A: > \$ 750,000 Type B: all others
(d)(1)(ix)	Low Risk Auditee under 2 CFR § 200.520?	Yes

**2. FINDINGS RELATED TO THE FINANCIAL STATEMENTS
REQUIRED TO BE REPORTED IN ACCORDANCE WITH GAGAS**

None

3. FINDINGS AND QUESTIONED COSTS FOR FEDERAL AWARDS

None

This page intentionally left blank.

OHIO AUDITOR OF STATE KEITH FABER



NORTH CANTON CITY SCHOOL DISTRICT

STARK COUNTY

AUDITOR OF STATE OF OHIO CERTIFICATION

This is a true and correct copy of the report, which is required to be filed pursuant to Section 117.26, Revised Code, and which is filed in the Office of the Ohio Auditor of State in Columbus, Ohio.



Certified for Release 3/26/2024

88 East Broad Street, Columbus, Ohio 43215
Phone: 614-466-4514 or 800-282-0370

This report is a matter of public record and is available online at
www.ohioauditor.gov