



OHIO AUDITOR OF STATE
KEITH FABER



**PERRY LOCAL SCHOOL DISTRICT
STARK COUNTY
JUNE 30, 2023**

TABLE OF CONTENTS

TITLE	PAGE
Independent Auditor's Report	1
Prepared by Management:	
Management's Discussion and Analysis	5
Basic Financial Statements:	
Government-wide Financial Statements:	
Statement of Net Position	17
Statement of Activities.....	18
Fund Financial Statements:	
Balance Sheet	
Governmental Funds.....	19
Reconciliation of Total Governmental Fund Balances to Net Position of Governmental Activities	20
Statement of Revenues, Expenditures and Changes in Fund Balances Governmental Funds.....	21
Reconciliation of the Statement of Revenues, Expenditures and Changes in Fund Balances of Governmental Funds to the Statement of Activities.....	22
Statement of Revenues, Expenditures and Changes in Fund Balance - Budget and Actual (Non-GAAP Budgetary Basis) General Fund.....	23
Notes to the Basic Financial Statements.....	25
Required Supplementary Information:	
Schedule of the School District's Proportionate Share of the Net Pension Liability School Employees Retirement System (SERS) of Ohio	70
Schedule of the School District's Proportionate Share of the Net Pension Liability State Teachers Retirement System (STRS) of Ohio.....	72
Schedule of School District Pension Contributions School Employees Retirement System (SERS) of Ohio	74
Schedule of School District Pension Contributions State Teachers Retirement System (STRS) of Ohio.....	76

**PERRY LOCAL SCHOOL DISTRICT
STARK COUNTY
JUNE 30, 2023**

**TABLE OF CONTENTS
(Continued)**

TITLE	PAGE
Schedule of the School District's Proportionate Share of the Net OPEB Liability School Employees Retirement System (SERS) of Ohio	78
Schedule of the School District's Proportionate Share of the Net OPEB Liability/Asset State Teachers Retirement System (STRS) of Ohio.....	80
Schedule of School District OPEB Contributions School Employees Retirement System (SERS) of Ohio	82
Schedule of School District OPEB Contributions State Teachers Retirement System (STRS) of Ohio.....	84
Notes to Required Supplementary Information	86
Schedule of Expenditures of Federal Awards	91
Notes to the Schedule of Expenditures of Federal Awards	92
Independent Auditor's Report on Internal Control Over Financial Reporting and on Compliance and Other Matters Required by <i>Government Auditing Standards</i>	93
Independent Auditor's Report on Compliance with Requirements Applicable to Each Major Federal Program and on Internal Control Over Compliance Required by the Uniform Guidance.....	95
Schedule of Findings.....	99

OHIO AUDITOR OF STATE KEITH FABER



88 East Broad Street
Columbus, Ohio 43215
ContactUs@ohioauditor.gov
(800) 282-0370

INDEPENDENT AUDITOR'S REPORT

Perry Local School District
Stark County
4201 13th Street SW
Massillon, Ohio 44646

To the Board of Education:

Report on the Audit of the Financial Statements

Opinions

We have audited the financial statements of the governmental activities, each major fund, and the aggregate remaining fund information of the Perry Local School District, Stark County, Ohio (School District), as of and for the year ended June 30, 2023, and the related notes to the financial statements, which collectively comprise the School District's basic financial statements as listed in the table of contents.

In our opinion, the accompanying financial statements referred to above present fairly, in all material respects, the respective financial position of the governmental activities, the major funds, and the aggregate remaining fund information of the Perry Local School District, Stark County, Ohio as of June 30, 2023, and the respective changes in financial position and the budgetary comparison for the General fund for the year then ended in accordance with the accounting principles generally accepted in the United States of America.

Basis for Opinions

We conducted our audit in accordance with auditing standards generally accepted in the United States of America (GAAS) and the standards applicable to financial audits contained in *Government Auditing Standards*, issued by the Comptroller General of the United States. Our responsibilities under those standards are further described in the *Auditor's Responsibilities for the Audit of the Financial Statements* section of our report. We are required to be independent of the School District, and to meet our other ethical responsibilities, in accordance with the relevant ethical requirements relating to our audit. We believe that the audit evidence we have obtained is sufficient and appropriate to provide a basis for our audit opinions.

Responsibilities of Management for the Financial Statements

Management is responsible for the preparation and fair presentation of the financial statements in accordance with accounting principles generally accepted in the United States of America, and for the design, implementation, and maintenance of internal control relevant to the preparation and fair presentation of financial statements that are free from material misstatement, whether due to fraud or error.

In preparing the financial statements, management is required to evaluate whether there are conditions or events, considered in the aggregate, that raise substantial doubt about the School District's ability to continue as a going concern for twelve months beyond the financial statement date, including any currently known information that may raise substantial doubt shortly thereafter.

Auditor's Responsibilities for the Audit of the Financial Statements

Our objectives are to obtain reasonable assurance about whether the financial statements as a whole are free from material misstatement, whether due to fraud or error, and to issue an auditor's report that includes our opinions. Reasonable assurance is a high level of assurance but is not absolute assurance and therefore is not a guarantee that an audit conducted in accordance with GAAS and *Government Auditing Standards* will always detect a material misstatement when it exists. The risk of not detecting a material misstatement resulting from fraud is higher than for one resulting from error, as fraud may involve collusion, forgery, intentional omissions, misrepresentations, or the override of internal control. Misstatements are considered material if there is a substantial likelihood that, individually or in the aggregate, they would influence the judgment made by a reasonable user based on the financial statements.

In performing an audit in accordance with GAAS and *Government Auditing Standards*, we

- exercise professional judgment and maintain professional skepticism throughout the audit.
- identify and assess the risks of material misstatement of the financial statements, whether due to fraud or error, and design and perform audit procedures responsive to those risks. Such procedures include examining, on a test basis, evidence regarding the amounts and disclosures in the financial statements.
- obtain an understanding of internal control relevant to the audit in order to design audit procedures that are appropriate in the circumstances, but not for the purpose of expressing an opinion on the effectiveness of the School District's internal control. Accordingly, no such opinion is expressed.
- evaluate the appropriateness of accounting policies used and the reasonableness of significant accounting estimates made by management, as well as evaluate the overall presentation of the financial statements.
- conclude whether, in our judgment, there are conditions or events, considered in the aggregate, that raise substantial doubt about the School District's ability to continue as a going concern for a reasonable period of time.

We are required to communicate with those charged with governance regarding, among other matters, the planned scope and timing of the audit, significant audit findings, and certain internal control-related matters that we identified during the audit.

Required Supplementary Information

Accounting principles generally accepted in the United States of America require that the management's discussion and analysis, and schedules of net pension and other post-employment benefit liabilities and pension and other post-employment benefit contributions be presented to supplement the basic financial statements. Such information is the responsibility of management and, although not a part of the basic financial statements, is required by the Governmental Accounting Standards Board who considers it to be an essential part of financial reporting for placing the basic financial statements in an appropriate operational, economic, or historical context. We have applied certain limited procedures to the required supplementary information in accordance with auditing standards generally accepted in the United States of America, which consisted of inquiries of management about the methods of preparing the information and comparing the information for consistency with management's responses to our inquiries, the basic financial statements, and other knowledge we obtained during our audit of the basic financial statements. We do not express an opinion or provide any assurance on the information because the limited procedures do not provide us with sufficient evidence to express an opinion or provide any assurance.

Supplementary information

Our audit was conducted for the purpose of forming opinions on the financial statements that collectively comprise the School District's basic financial statements. The Schedule of Expenditures of Federal Awards as required by Title 2 U.S. Code of Federal Regulations (CFR) Part 200, Uniform Administrative Requirements, Cost Principles, and Audit Requirements for Federal Awards is presented for purposes of additional analysis and is not a required part of the basic financial statements.

Such information is the responsibility of management and was derived from and relates directly to the underlying accounting and other records used to prepare the basic financial statements. The information has been subjected to the auditing procedures applied in the audit of the basic financial statements and certain additional procedures, including comparing and reconciling such information directly to the underlying accounting and other records used to prepare the basic financial statements or to the basic financial statements themselves, and other additional procedures in accordance with auditing standards generally accepted in the United States of America. In our opinion, the Schedule of Expenditures of Federal Awards is fairly stated, in all material respects, in relation to the basic financial statements as a whole.

Other Reporting Required by Government Auditing Standards

In accordance with *Government Auditing Standards*, we have also issued our report dated March 19, 2024, on our consideration of the School District's internal control over financial reporting and our tests of its compliance with certain provisions of laws, regulations, contracts and grant agreements and other matters. The purpose of that report is solely to describe the scope of our testing of internal control over financial reporting and compliance and the results of that testing, and not to provide an opinion on the effectiveness of the School District's internal control over financial reporting or on compliance. That report is an integral part of an audit performed in accordance with *Government Auditing Standards* in considering the School District's internal control over financial reporting and compliance.



Keith Faber
Auditor of State
Columbus, Ohio

March 19, 2024

This page intentionally left blank

**PERRY LOCAL SCHOOL DISTRICT
STARK COUNTY, OHIO**

MANAGEMENT'S DISCUSSION AND ANALYSIS
FOR THE FISCAL YEAR ENDED JUNE 30, 2023
(UNAUDITED)

The management's discussion and analysis of the Perry Local School District's (the "School District") financial performance provides an overall review of the School District's financial activities for the fiscal year ended June 30, 2023. The intent of this discussion and analysis is to look at the School District's financial performance as a whole; readers should also review the basic financial statements and the notes to the basic financial statements to enhance their understanding of the School District's financial performance.

Financial Highlights

Key financial highlights for fiscal year 2023 are as follows:

- In total, net position of governmental activities increased \$4,842,995 which represents a 53.62% increase from June 30, 2022's net position.
- General revenues accounted for \$54,594,968 in revenue or 81.85% of all revenues. Program specific revenues in the form of charges for services and sales, operating grants and contributions and capital grants and contributions accounted for \$12,107,531 or 18.15% of total revenues of \$66,702,499.
- The School District had \$61,859,504 in expenses related to governmental activities; \$12,107,531 of these expenses were offset by program specific charges for services and sales, operating grants and contributions and capital grants and contributions. General revenues supporting governmental activities (primarily taxes and unrestricted grants and entitlements) were not adequate to provide for these programs.
- The general fund had \$51,187,112 in revenues and other financing sources and \$52,970,499 in expenditures. The general fund's fund balance decreased \$1,783,387 from \$17,386,577 to \$15,603,190.
- The building fund had \$2,438,030 in revenues and \$23,319,305 in expenditures. The building fund's fund balance decreased \$20,881,275 from \$80,749,048 to \$59,867,773.

Using these Basic Financial Statements

This annual report consists of a series of financial statements and notes to those statements. These statements are organized so the reader can understand the School District as a financial whole, an entire operating entity. The statements then proceed to provide an increasingly detailed look at specific financial activities.

The *statement of net position* and *statement of activities* provide information about the activities of the whole School District, presenting both an aggregate view of the School District's finances and a longer-term view of those finances. Fund financial statements provide the next level of detail. For governmental funds, these statements tell how services were financed in the short-term as well as what remains for future spending. The fund financial statements also look at the School District's most significant funds with all other nonmajor funds presented in total in one column. The School District has the following major funds: the general fund and the building fund.

Reporting the School District as a Whole

Statement of Net Position and the Statement of Activities

While this document contains the large number of funds used by the School District to provide programs and activities, the view of the School District as a whole looks at all financial transactions and asks the question, "How did we do financially during fiscal year 2023?" The statement of net position and the statement of activities answer this question. These statements include *all assets, deferred outflows of resources, liabilities, deferred inflows of resources, revenues and expenses* using the *accrual basis of accounting* similar to the accounting used by most private-sector companies. This basis of accounting will take into account all of the current year's revenues and expenses regardless of when cash is received or paid.

**PERRY LOCAL SCHOOL DISTRICT
STARK COUNTY, OHIO**

MANAGEMENT'S DISCUSSION AND ANALYSIS
FOR THE FISCAL YEAR ENDED JUNE 30, 2023
(UNAUDITED)

These two statements report the School District's *net position* and changes in that net position. This change in net position is important because it tells the reader that, for the School District as a whole, the *financial position* of the School District has improved or diminished. The causes of this change may be the result of many factors, some financial, some not. Non-financial factors include the School District's property tax base, current property tax laws in Ohio restricting revenue growth, facility conditions, required educational programs and other factors.

In the statement of net position and the statement of activities, the governmental activities include the School District's programs and services, including instruction, support services, operation and maintenance of facilities, pupil transportation, extracurricular activities, and food service operations.

The School District's statement of net position and statement of activities can be found on pages 17-18 of this report.

Reporting the School District's Most Significant Funds

Fund Financial Statements

The analysis of the School District's major governmental funds begins on page 12. Fund financial reports provide detailed information about the School District's major funds. The School District uses many funds to account for a multitude of financial transactions. However, these fund financial statements focus on the School District's most significant funds. The School District's major governmental funds are the general fund and building fund.

Governmental Funds

Most of the School District's activities are reported in governmental funds, which focus on how money flows into and out of those funds and the balances left at year-end available for spending in future periods. These funds are reported using an accounting method called *modified accrual* accounting, which measures cash and all other *financial assets* that can readily be converted to cash. The governmental fund financial statements provide a detailed *short-term* view of the School District's general government operations and the basic services it provides. Governmental fund information helps you determine whether there are more or fewer financial resources that can be spent in the near future to finance educational programs. The relationship (or differences) between governmental *activities* (reported in the statement of net position and the statement of activities) and governmental *funds* is reconciled in the basic financial statements. The basic governmental fund financial statements can be found on pages 19-23 of this report.

Notes to the Basic Financial Statements

The notes provide additional information that is essential to a full understanding of the data provided in the government-wide and fund financial statements. These notes to the basic financial statements can be found on pages 25-68 of this report.

Required Supplementary Information

In addition to the basic financial statements and accompanying notes, this report also presents certain required supplementary information concerning the School District's net pension liability and net OPEB liability/asset. The required supplementary information can be found on pages 70-90 of this report.

The School District as a Whole

The statement of net position provides the perspective of the School District as a whole.

**PERRY LOCAL SCHOOL DISTRICT
STARK COUNTY, OHIO**

MANAGEMENT'S DISCUSSION AND ANALYSIS
FOR THE FISCAL YEAR ENDED JUNE 30, 2023
(UNAUDITED)

The table below provides a summary of the School District's net position at June 30, 2023 and June 30, 2022.

	Net Position	
	Governmental Activities <u>2023</u>	Governmental Activities <u>2022</u>
<u>Assets</u>		
Current and other assets	\$ 123,786,367	\$ 144,311,459
Net OPEB asset	5,171,162	4,413,222
Capital assets, net	<u>61,147,456</u>	<u>38,064,099</u>
Total assets	<u>190,104,985</u>	<u>186,788,780</u>
<u>Deferred Outflows of Resources</u>		
Pension	13,259,873	14,008,804
OPEB	<u>1,416,715</u>	<u>1,758,717</u>
Total deferred outflows of resources	<u>14,676,588</u>	<u>15,767,521</u>
<u>Liabilities</u>		
Current liabilities	12,281,665	7,758,467
Long-term liabilities:		
Due within one year	2,217,586	3,779,677
Due in more than one year:		
Net pension liability	56,241,671	35,104,080
Net OPEB liability	3,149,565	4,414,951
Other amounts	<u>92,705,588</u>	<u>94,536,358</u>
Total liabilities	<u>166,596,075</u>	<u>145,593,533</u>
<u>Deferred Inflows of Resources</u>		
Property taxes levied for next year	27,366,782	29,960,181
Pension	6,834,144	28,228,614
OPEB	<u>8,173,901</u>	<u>7,806,297</u>
Total deferred inflows of resources	<u>42,374,827</u>	<u>65,995,092</u>
<u>Net Position</u>		
Net investment in capital assets	29,698,335	30,954,033
Restricted	5,101,245	1,907,992
Unrestricted	<u>(38,988,909)</u>	<u>(41,894,349)</u>
Total net position	<u>\$ (4,189,329)</u>	<u>\$ (9,032,324)</u>

The net pension liability (NPL) is reported pursuant to GASB Statement 68, "Accounting and Financial Reporting for Pensions—an Amendment of GASB Statement 27" and the net OPEB liability/asset is reported pursuant to GASB Statement 75, "Accounting and Financial Reporting for Postemployment Benefits Other Than Pensions," which significantly revises accounting for costs and liabilities related to other postemployment benefits (OPEB). For reasons discussed below, many end users of this financial statement will gain a clearer understanding of the School District's actual financial condition by adding deferred inflows related to pension and OPEB, the net pension liability and the net OPEB liability to the reported net position and subtracting deferred outflows related to pension and OPEB and net OPEB asset.

**PERRY LOCAL SCHOOL DISTRICT
STARK COUNTY, OHIO**

MANAGEMENT'S DISCUSSION AND ANALYSIS
FOR THE FISCAL YEAR ENDED JUNE 30, 2023
(UNAUDITED)

Governmental Accounting Standards Board standards are national and apply to all government financial reports prepared in accordance with generally accepted accounting principles. Prior accounting for pensions (GASB 27) and postemployment benefits (GASB 45) focused on a funding approach. This approach limited pension and OPEB costs to contributions annually required by law, which may or may not be sufficient to fully fund each plan's *net pension liability* or *net OPEB liability/asset*. GASB 68 and GASB 75 take an earnings approach to pension and OPEB accounting; however, the nature of Ohio's statewide pension/OPEB plans and state law governing those systems requires additional explanation in order to properly understand the information presented in these statements.

GASB 68 and GASB 75 require the net pension liability and the net OPEB liability/asset to equal the School District's proportionate share of each plan's collective:

1. Present value of estimated future pension/OPEB benefits attributable to active and inactive employees' past service.
2. Minus plan assets available to pay these benefits.

GASB notes that pension and OPEB obligations, whether funded or unfunded, are part of the "employment exchange" – that is, the employee is trading his or her labor in exchange for wages, benefits, and the promise of a future pension and other postemployment benefits. GASB noted that the unfunded portion of this promise is a present obligation of the government, part of a bargained-for benefit to the employee, and should accordingly be reported by the government as a liability since they received the benefit of the exchange. However, the School District is not responsible for certain key factors affecting the balance of these liabilities. In Ohio, the employee shares the obligation of funding pension benefits with the employer. Both employer and employee contribution rates are capped by State statute. A change in these caps requires action of both Houses of the General Assembly and approval of the Governor. Benefit provisions are also determined by State statute. The Ohio Revised Code permits, but does not require, the retirement systems to provide healthcare to eligible benefit recipients. The retirement systems may allocate a portion of the employer contributions to provide for these OPEB benefits.

The employee enters the employment exchange with the knowledge that the employer's promise is limited not by contract but by law. The employer enters the exchange also knowing that there is a specific, legal limit to its contribution to the retirement system. In Ohio, there is no legal means to enforce the unfunded liability of the pension/OPEB plan *as against the public employer*. State law operates to mitigate/lessen the moral obligation of the public employer to the employee, because all parties enter the employment exchange with notice as to the law. The retirement system is responsible for the administration of the pension and OPEB plans.

Most long-term liabilities have set repayment schedules or, in the case of compensated absences (i.e. sick and vacation leave), are satisfied through paid time-off or termination payments. There is no repayment schedule for the net pension liability or the net OPEB liability. As explained above, changes in benefits, contribution rates, and return on investments affect the balance of these liabilities but are outside the control of the local government. In the event that contributions, investment returns, and other changes are insufficient to keep up with required payments, State statute does not assign/identify the responsible party for the unfunded portion. Due to the unique nature of how the net pension liability and the net OPEB liability are satisfied, these liabilities are separately identified within the long-term liability section of the statement of net position.

In accordance with GASB 68 and GASB 75, the School District's statements prepared on an accrual basis of accounting include an annual pension expense and an annual OPEB expense for their proportionate share of each plan's *change* in net pension liability and net OPEB liability/asset, respectively, not accounted for as deferred inflows/outflows.

Over time, net position can serve as a useful indicator of a government's financial position. At June 30, 2023, the School District's liabilities plus deferred inflows of resources exceeded assets plus deferred outflows of resources by \$4,189,329.

Assets of the School District increased \$3,316,205 or 1.78%. The most significant increase occurred in capital assets due to the District's ongoing construction project.

**PERRY LOCAL SCHOOL DISTRICT
STARK COUNTY, OHIO**

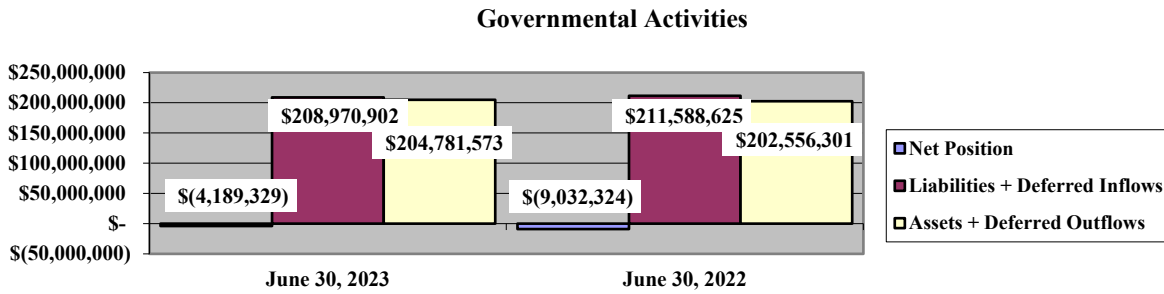
MANAGEMENT'S DISCUSSION AND ANALYSIS
FOR THE FISCAL YEAR ENDED JUNE 30, 2023
(UNAUDITED)

At year-end, capital assets represented 29.86% of total assets and deferred outflows of resources. Capital assets include land, construction in progress, land improvements, buildings and improvements, furniture, equipment and vehicles and intangible right to use assets. Net investment in capital assets at June 30, 2023, was \$29,698,335. These capital assets are used to provide services to the students and are not available for future spending. Although the School District's investment in capital assets is reported net of related debt, it should be noted that the resources to repay the debt must be provided from other sources, since capital assets may not be used to liquidate these liabilities.

The net pension liability increased approximately \$21.1 million and deferred inflows of resources related to pension decreased approximately \$21.4 million. These changes were the result of changes at the pension system level for the State Teachers Retirement System (STRS) and the School Employees Retirement System (SERS). Net investment income on investments at both pension systems exceeded estimates for the fiscal year 2022 measurement that are used for the fiscal year 2023 reporting which caused a large increase in their respective fiduciary net positions.

A portion of the School District's net position, \$5,101,245, represents resources that are subject to external restriction on how they may be used. The remaining balance of unrestricted net position is a deficit of \$38,988,909.

The graph below shows the School District's assets, deferred outflows of resources, liabilities, deferred inflows of resources and net position at June 30, 2023 and June 30, 2022.



The table below shows the change in net position for fiscal years 2023 and 2022.

Change in Net Position

	Governmental Activities <u>2023</u>	Governmental Activities <u>2022</u>
<u>Revenues</u>		
Program revenues:		
Charges for services and sales	\$ 3,048,858	\$ 2,119,851
Operating grants and contributions	8,445,410	14,219,850
Capital grants and contributions	613,263	-
General revenues:		
Property taxes	29,525,481	28,584,382
Payment in lieu of taxes	68,898	37,024
Grants and entitlements	22,036,150	22,637,884
Investment earnings	2,893,429	(1,442,884)
Miscellaneous	71,010	56,672
Total revenues	<u>66,702,499</u>	<u>66,212,779</u>

(Continued)

**PERRY LOCAL SCHOOL DISTRICT
STARK COUNTY, OHIO**

MANAGEMENT'S DISCUSSION AND ANALYSIS
FOR THE FISCAL YEAR ENDED JUNE 30, 2023
(UNAUDITED)

Change in Net Position (Continued)

	Governmental Activities <u>2023</u>	Governmental Activities <u>2022</u>
<u>Expenses</u>		
Program expenses:		
Instruction:		
Regular	\$ 22,389,442	\$ 20,170,366
Special	8,019,907	6,523,764
Vocational	3,220,169	3,052,322
Other	98,912	94,065
Support services:		
Pupil	4,984,836	4,186,542
Instructional staff	1,188,397	1,124,360
Board of education	201,421	226,415
Administration	4,069,641	3,400,002
Fiscal	1,074,302	1,006,406
Business	269,468	275,648
Operations and maintenance	4,131,633	3,888,873
Pupil transportation	3,236,674	2,819,645
Central	1,770,886	1,030,265
Operations of non-instructional services:		
Food service operations	2,673,882	2,645,998
Other non-instructional services	219,059	221,076
Extracurricular activities	1,769,315	1,640,138
Interest and fiscal charges	<u>2,541,560</u>	<u>2,649,097</u>
Total expenses	<u>61,859,504</u>	<u>54,954,982</u>
Change in net position	4,842,995	11,257,797
Net position at beginning of year	<u>(9,032,324)</u>	<u>(20,290,121)</u>
Net position at end of year	<u>\$ (4,189,329)</u>	<u>\$ (9,032,324)</u>

Governmental Activities

Net position of the School District's governmental activities increased \$4,842,995. Total governmental expenses of \$61,859,504 were offset by program revenues of \$12,107,531 and general revenues of \$54,594,968. Program revenues supported 19.57% of the total governmental expenses.

The primary sources of revenue for governmental activities are derived from property taxes, payment in lieu of taxes and unrestricted grants and entitlements from the State. These revenue sources account for 77.40% of total governmental revenue. The most significant increases were in the areas of property taxes and investment earnings. Property taxes increased due to the passage of a bond levy and permanent improvement levy that began collections in fiscal year 2022. Investment earnings increased due to more favorable interest rates earned on investments. Operating grants and contributions decreased due to less federal money received for the Elementary and Secondary School Emergency Relief (ESSER) grant.

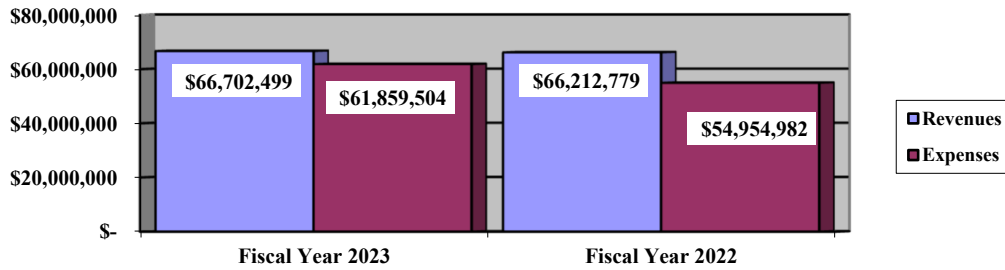
**PERRY LOCAL SCHOOL DISTRICT
STARK COUNTY, OHIO**

MANAGEMENT'S DISCUSSION AND ANALYSIS
FOR THE FISCAL YEAR ENDED JUNE 30, 2023
(UNAUDITED)

Overall, expenses of the governmental activities increased approximately \$6.9 million. This increase is primarily the result of a increase in pension expense. Pension expense increased approximately \$5.8 million. This increase was the result of an increase in expenses incurred at the pension system level for the State Teachers Retirement System (STRS) and the School Employees Retirement System (SERS) due to an increase in net investment income on investments compared to previous years.

The graph below presents the School District's governmental activities revenue and expenses for fiscal years 2023 and 2022.

Governmental Activities - Revenues and Expenses



The statement of activities shows the cost of program services and the charges for services and grants offsetting those services. The following table shows, for governmental activities, the total cost of services and the net cost of services. That is, it identifies the cost of these services supported by tax revenue and unrestricted state grants and entitlements.

Governmental Activities

	Total Cost of Services <u>2023</u>	Net Cost of Services <u>2023</u>	Total Cost of Services <u>2022</u>	Net Cost of Services <u>2022</u>
Program expenses				
Instruction:				
Regular	\$ 22,389,442	\$ 21,386,491	\$ 20,170,366	\$ 17,041,010
Special	8,019,907	3,956,005	6,523,764	2,711,106
Vocational	3,220,169	2,292,463	3,052,322	2,094,279
Other	98,912	71,917	94,065	88,144
Support services:				
Pupil	4,984,836	3,852,656	4,186,542	3,186,379
Instructional staff	1,188,397	1,005,862	1,124,360	918,998
Board of education	201,421	201,421	226,415	226,415
Administration	4,069,641	3,900,137	3,400,002	2,791,889
Fiscal	1,074,302	1,021,412	1,006,406	1,006,406
Business	269,468	269,468	275,648	275,648
Operations and maintenance	4,131,633	3,475,197	3,888,873	2,401,646
Pupil transportation	3,236,674	2,982,231	2,819,645	2,595,184
Central	1,770,886	1,764,765	1,030,265	1,030,082
Operations of non-instructional services:				
Food service operations	2,673,882	118,363	2,645,998	(1,238,775)
Other non-instructional services	219,059	14,789	221,076	35,323
Extracurricular activities	1,769,315	1,161,800	1,640,138	1,065,992
Interest and fiscal charges	2,541,560	2,276,996	2,649,097	2,385,555
Total	<u>\$ 61,859,504</u>	<u>\$ 49,751,973</u>	<u>\$ 54,954,982</u>	<u>\$ 38,615,281</u>

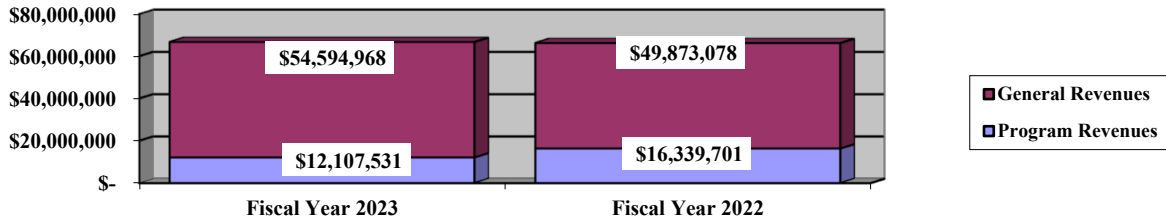
**PERRY LOCAL SCHOOL DISTRICT
STARK COUNTY, OHIO**

MANAGEMENT'S DISCUSSION AND ANALYSIS
FOR THE FISCAL YEAR ENDED JUNE 30, 2023
(UNAUDITED)

The dependence upon tax and other general revenues for governmental activities is apparent as 82.15% of instruction activities are supported through taxes and other general revenues. For all governmental activities, general revenue support is 80.43%. The School District's taxpayers and unrestricted grants and entitlements are the primary support for School District's students.

The graph below presents the School District's governmental activities revenue for fiscal years 2023 and 2022.

Governmental Activities - General and Program Revenues



The School District's Funds

The School District's governmental funds reported a combined fund balance of \$82,960,380, which is lower than last year's total of \$105,450,534. The schedule below indicates the fund balance and the total change in fund balance as of June 30, 2023 and 2022.

	Fund Balance <u>June 30, 2023</u>	Fund Balance <u>June 30, 2022</u>	<u>Change</u>	<u>Percentage Change</u>
General	\$ 15,603,190	\$ 17,386,577	\$ (1,783,387)	(10.26) %
Building	59,867,773	80,749,048	(20,881,275)	(25.86) %
Other Governmental	<u>7,489,417</u>	<u>7,314,909</u>	<u>174,508</u>	2.39 %
Total	<u>\$ 82,960,380</u>	<u>\$ 105,450,534</u>	<u>\$ (22,490,154)</u>	(21.33) %

General Fund

During fiscal year 2023, the School District's general fund balance decreased \$1,786,387.

**PERRY LOCAL SCHOOL DISTRICT
STARK COUNTY, OHIO**

MANAGEMENT'S DISCUSSION AND ANALYSIS
FOR THE FISCAL YEAR ENDED JUNE 30, 2023
(UNAUDITED)

The table that follows assists in illustrating the financial activities of the general fund.

	<u>2023</u> <u>Amount</u>	<u>2022</u> <u>Amount</u>	<u>Change</u>	<u>Percentage</u> <u>Change</u>
<u>Revenues</u>				
Taxes	\$ 23,704,057	\$ 22,610,389	\$ 1,093,668	4.84 %
Tuition and fees	1,295,764	1,342,572	(46,808)	(3.49) %
Earnings on investments	439,544	(560,290)	999,834	(178.45) %
Intergovernmental	25,287,343	25,810,405	(523,062)	(2.03) %
Other revenues	<u>455,875</u>	<u>322,487</u>	<u>133,388</u>	41.36 %
Total	<u>\$ 51,182,583</u>	<u>\$ 49,525,563</u>	<u>\$ 1,657,020</u>	3.35 %
<u>Expenditures</u>				
Instruction	\$ 32,021,528	\$ 28,541,584	\$ 3,479,944	12.19 %
Support services	18,842,534	16,597,835	2,244,699	13.52 %
Non-instructional services	161,555	144,764	16,791	11.60 %
Extracurricular activities	1,387,300	1,352,363	34,937	2.58 %
Facilities acquisition and construction and capital outlay	90,398	91,704	(1,306)	(1.42) %
Debt service	<u>467,184</u>	<u>465,740</u>	<u>1,444</u>	0.31 %
Total	<u>\$ 52,970,499</u>	<u>\$ 47,193,990</u>	<u>\$ 5,776,509</u>	12.24 %

Overall revenues of the general fund increased \$1,657,020 or 3.35%. Property taxes increased \$1,093,668. This increase was the result of an increase in assessed values in the School District which led to higher tax collections. Intergovernmental decreased \$523,062. This decrease was due to a decrease in state foundation revenues due to a new funding model. Tuition and fees decreased \$46,808 due to a change in the foundation funding model in relation to open enrollment tuition. Earnings on investments increased \$999,834. This was due to a increase in interest rates earned on investments due to the pandemic.

Expenditures increased \$5,776,509 or 12.24%. Instructional and support services increased \$3,479,944 and \$2,244,699, respectively, due to the movement of expenditures to special revenue funds set up for ESSER as allowed by this grant. Facilities acquisition and construction and capital outlay decreased \$1,306 due the School District entered into a new copier lease agreement during the previous year.

General Fund Budgeting Highlights

The School District's budget is prepared according to Ohio law and is based on accounting for certain transactions on a basis of cash receipts, disbursements and encumbrances. The most significant budgeted fund is the general fund.

During the course of fiscal year 2023, the School District did not amend its general fund revenues budget. For the general fund, original and final revenues and other financing sources were \$50,460,651. Actual revenue and other financing sources of \$50,904,751 were \$444,100 higher than the final budgeted amounts.

General fund actual expenditures plus other financing uses of \$53,735,801 were \$1,581,778 lower than original and final appropriations (appropriated expenditures plus other financing uses) of \$55,317,579. This decrease is the result of conservative budgeting practices and the School District moving expenditures from the general fund to the ESSER fund during fiscal year 2023.

**PERRY LOCAL SCHOOL DISTRICT
STARK COUNTY, OHIO**

MANAGEMENT'S DISCUSSION AND ANALYSIS
FOR THE FISCAL YEAR ENDED JUNE 30, 2023
(UNAUDITED)

Building Fund

The building fund had \$2,438,030 in revenues and \$23,319,305 in expenditures. The building fund's fund balance decreased \$20,811,275 from \$80,749,048 to \$59,867,773. This was due to the School District spending money on its building project.

Capital Assets and Debt Administration

Capital Assets

At the end of fiscal year 2023, the School District had \$61,147,456 invested in land, construction in progress, land improvements, buildings and improvements, furniture, equipment and vehicles and intangible right to use assets. This entire amount is reported in governmental activities.

The table that follows shows June 30, 2023 balances compared to June 30, 2022. Amounts at June 30, 2022 have been reclassified to conform with June 30, 2023's presentation.

**Capital Assets at June 30
(Net of Depreciation/Amortization)**

	<u>Governmental Activities</u>	
	<u>2023</u>	<u>2022</u>
Land	\$ 1,391,442	\$ 1,351,979
Construction in progress	27,417,704	4,131,892
Land improvements	1,273,210	1,362,769
Buildings and improvements	26,187,154	26,823,122
Furniture, equipment and vehicles	3,875,198	3,838,610
Intangible right to use assets	1,002,748	555,727
Total	<u>\$ 61,147,456</u>	<u>\$ 38,064,099</u>

The overall increase of \$23,083,357 is the result of additions of \$24,720,571, depreciation/amortization expense of \$1,634,591 and disposals, net of accumulated depreciation/amortization of \$2,623.

See Note 8 to the basic financial statements for detail on the School District's capital assets.

Debt Administration

At June 30, 2023 the School District had \$84,674,868 in bonds, COPs, and leases payable outstanding. Of this total, \$1,741,778 is due within one year and \$82,933,080 is due in more than one year.

**PERRY LOCAL SCHOOL DISTRICT
STARK COUNTY, OHIO**

MANAGEMENT'S DISCUSSION AND ANALYSIS
FOR THE FISCAL YEAR ENDED JUNE 30, 2023
(UNAUDITED)

The table below summarizes the long-term obligations outstanding.

Outstanding Debt, at Year End

	Governmental Activities <u>2023</u>	Governmental Activities <u>2022</u>
2011 HB 264 Qualified School Construction Bonds	\$ 5,185,000	\$ 5,185,000
2020 School Improvement Bonds	53,310,000	55,830,000
2020 Certificates of Participation (COPs)	25,770,000	26,465,000
Leases payable	<u>409,868</u>	<u>558,876</u>
Total	<u>\$ 84,674,868</u>	<u>\$ 88,038,876</u>

See Note 13 to the basic financial statements for detail on the School District's debt administration.

Current Issues

The School District continues to receive strong support from the residents of the School District. As the preceding information shows, the School District relies heavily on its local property taxpayers. The last operating levy passed by the residents of the School District was in May, 2018; a renewal of an emergency levy. In May, 2023, the District placed a 5 year, 7.3 mill emergency levy on the ballot. This would have generated roughly \$6.2 million in additional funding. Sixty-eight percent (68%) of the voters rejected the issue. In June, 2023, the District's State funding estimates were provided for the next 2 fiscal years. The increase was nearly \$2 million. This, along with the District not replacing over 15 positions (due to resignations and retirement) and a fiscal year 2023 cash balance coming in over \$1 million better than anticipated, allowed the District to postpone the ask for a new money levy and focus on the \$8 million renewal levy. The renewal was placed on the November, 2023 ballot and passed 57.10% for and 42.90% against.

Real estate and personal property tax collections have shown increases over the years. The unique nature of property taxes in Ohio creates the need to routinely seek voter approval for operating funds. The overall revenue generated by a levy will not increase solely as a result of inflation due to Ohio House Bill 920 (passed in 1976). As an example, a homeowner with a home valued at \$100,000 and taxed at 1.0 mill would pay \$35.00 annually in taxes. If three years later the home was reappraised and increased to \$200,000 (and this inflationary increase in value is comparable to other property owners) the effective tax rate would become .5 mills and the owner would still pay \$35.00.

Thus, school districts dependent upon property taxes are hampered by a lack of revenue growth and must regularly return to the voters to maintain a constant level of service. Property taxes made up 44% of revenues for governmental activities for the School District during fiscal year 2023.

Management has diligently planned expenses so that the last levy has stretched for the years it was planned. This has been made increasingly difficult with rising utility costs, increased special education services required for our students, and significant increases in health insurance and property/liability/fleet insurance.

All scenarios require management to plan carefully and prudently to provide the resources to meet student needs over the next several years.

**PERRY LOCAL SCHOOL DISTRICT
STARK COUNTY, OHIO**

MANAGEMENT'S DISCUSSION AND ANALYSIS
FOR THE FISCAL YEAR ENDED JUNE 30, 2023
(UNAUDITED)

Contacting the School District's Financial Management

This financial report is designed to provide our citizens, taxpayers, investors and creditors with a general overview of the School District's finances and to show the School District's accountability for the money it receives. If you have questions about this report or need additional financial information contact Mr. Jeff Bartholomew, Treasurer of Perry Local School District, 4201 13th St. S.W., Massillon, OH 44646 or jeff.bartholomew@perrylocal.org.

**PERRY LOCAL SCHOOL DISTRICT
STARK COUNTY, OHIO**

STATEMENT OF NET POSITION
JUNE 30, 2023

		<u>Governmental Activities</u>
Assets:		
Equity in pooled cash and cash equivalents	\$	89,663,657
Cash and investments with fiscal agent		316,242
Receivables:		
Property taxes		29,132,962
Accounts		76,488
Accrued interest		69,734
Intergovernmental		308,209
Prepayments		81,232
Materials and supplies inventory		125,287
Inventory held for resale		30,626
Net OPEB asset		5,171,162
Cash and investments with escrow agent		3,978,989
Accrued interest receivable - escrow agent		2,941
Capital assets:		
Nondepreciable capital assets		28,809,146
Depreciable capital assets, net		32,338,310
Capital assets, net		<u>61,147,456</u>
Total assets		<u>190,104,985</u>
Deferred outflows of resources:		
Pension		13,259,873
OPEB		1,416,715
Total deferred outflows of resources		<u>14,676,588</u>
Liabilities:		
Accounts payable		38,530
Contracts payable		4,488,400
Retainage payable		470,053
Accrued wages and benefits payable		5,673,539
Compensated absences payable		103,505
Intergovernmental payable		167,009
Pension and postemployment benefits payable		942,538
Accrued interest payable		335,501
Unearned revenue		62,590
Long-term liabilities:		
Due within one year		2,217,586
Due in more than one year:		
Net pension liability		56,241,671
Net OPEB liability		3,149,565
Other amounts due in more than one year		92,705,588
Total liabilities		<u>166,596,075</u>
Deferred inflows of resources:		
Property taxes levied for the next fiscal year		27,366,782
Pension		6,834,144
OPEB		8,173,901
Total deferred inflows of resources		<u>42,374,827</u>
Net position:		
Net investment in capital assets		29,698,335
Restricted for:		
Capital projects		1,723,441
OPEB		1,113,576
State funded programs		23,642
Federally funded programs		403,129
Food service operations		1,324,006
Extracurricular programs		419,368
Other purposes		94,083
Unrestricted (deficit)		<u>(38,988,909)</u>
Total net position	\$	<u>(4,189,329)</u>

SEE ACCOMPANYING NOTES TO THE BASIC FINANCIAL STATEMENTS

**PERRY LOCAL SCHOOL DISTRICT
STARK COUNTY, OHIO**

STATEMENT OF ACTIVITIES
FOR THE FISCAL YEAR ENDED JUNE 30, 2023

	Expenses	Program Revenues			Net (Expense)
		Charges for Services and Sales	Operating Grants and Contributions	Capital Grants and Contributions	Revenue and Changes in Net Position
					Governmental Activities
Governmental activities:					
Instruction:					
Regular	\$ 22,389,442	\$ 187,752	\$ 815,199	\$ -	\$ (21,386,491)
Special	8,019,907	814,926	3,248,976	-	(3,956,005)
Vocational	3,220,169	371,146	556,560	-	(2,292,463)
Other	98,912	348	26,647	-	(71,917)
Support services:					
Pupil	4,984,836	3,115	1,129,065	-	(3,852,656)
Instructional staff	1,188,397	15,641	166,894	-	(1,005,862)
Board of education	201,421	-	-	-	(201,421)
Administration	4,069,641	1,296	168,208	-	(3,900,137)
Fiscal	1,074,302	-	52,890	-	(1,021,412)
Business	269,468	-	-	-	(269,468)
Operations and maintenance	4,131,633	9,011	34,162	613,263	(3,475,197)
Pupil transportation	3,236,674	14,951	239,492	-	(2,982,231)
Central	1,770,886	182	5,939	-	(1,764,765)
Operation of non-instructional services:					
Food service operations	2,673,882	974,050	1,581,469	-	(118,363)
Other non-instructional services	219,059	122,764	81,506	-	(14,789)
Extracurricular activities	1,769,315	533,676	73,839	-	(1,161,800)
Interest and fiscal charges	2,541,560	-	264,564	-	(2,276,996)
Totals	\$ 61,859,504	\$ 3,048,858	\$ 8,445,410	\$ 613,263	(49,751,973)
General revenues:					
Property taxes levied for:					
					23,854,042
					3,391,270
					2,280,169
					68,898
					22,036,150
					2,893,429
					71,010
					<u>54,594,968</u>
					4,842,995
					<u>(9,032,324)</u>
					<u>\$ (4,189,329)</u>

SEE ACCOMPANYING NOTES TO THE BASIC FINANCIAL STATEMENTS

**PERRY LOCAL SCHOOL DISTRICT
STARK COUNTY, OHIO**

BALANCE SHEET
GOVERNMENTAL FUNDS
JUNE 30, 2023

	General	Building	Nonmajor Governmental Funds	Total Governmental Funds
Assets:				
Equity in pooled cash and cash equivalents	\$ 17,391,234	\$ 64,798,247	\$ 7,474,176	\$ 89,663,657
Cash and investments with fiscal agent	-	-	316,242	316,242
Receivables:				
Property taxes	24,459,544	-	4,673,418	29,132,962
Accounts	20,703	-	55,785	76,488
Accrued interest	25,323	44,411	-	69,734
Interfund loans	50,211	-	-	50,211
Intergovernmental	215,803	-	92,406	308,209
Prepayments	78,077	-	3,155	81,232
Materials and supplies inventory	108,890	-	16,397	125,287
Inventory held for resale	-	-	30,626	30,626
Cash and investments with escrow agent	3,978,989	-	-	3,978,989
Accrued interest receivable - escrow agent	2,941	-	-	2,941
Total assets	<u>\$ 46,331,715</u>	<u>\$ 64,842,658</u>	<u>\$ 12,662,205</u>	<u>\$ 123,836,578</u>
Liabilities:				
Accounts payable	\$ 38,530	\$ -	\$ -	\$ 38,530
Contracts payable	-	4,488,400	-	4,488,400
Retainage payable	-	470,053	-	470,053
Accrued wages and benefits payable	5,360,390	-	313,149	5,673,539
Compensated absences payable	77,303	-	26,202	103,505
Intergovernmental payable	162,920	-	4,089	167,009
Pension and postemployment benefits payable	878,013	-	64,525	942,538
Interfund loans payable	-	-	50,211	50,211
Unearned revenue	-	-	62,590	62,590
Total liabilities	<u>6,517,156</u>	<u>4,958,453</u>	<u>520,766</u>	<u>11,996,375</u>
Deferred inflows of resources:				
Property taxes levied for the next fiscal year	22,964,028	-	4,402,754	27,366,782
Delinquent property tax revenue not available	1,016,111	-	181,806	1,197,917
Intergovernmental revenue not available	-	-	67,462	67,462
Accrued interest not available	15,427	16,432	-	31,859
Miscellaneous revenue not available	215,803	-	-	215,803
Total deferred inflows of resources	<u>24,211,369</u>	<u>16,432</u>	<u>4,652,022</u>	<u>28,879,823</u>
Fund balances:				
Nonspendable:				
Materials and supplies inventory	108,890	-	16,397	125,287
Prepays	78,077	-	3,155	81,232
Unclaimed monies	2,094	-	-	2,094
Restricted:				
Debt service	-	-	3,422,852	3,422,852
Capital projects	-	59,867,773	23,436	59,891,209
Food service operations	-	-	1,433,291	1,433,291
Non-public schools	-	-	55,471	55,471
State funded programs	-	-	23,642	23,642
Federally funded programs	-	-	402,065	402,065
Extracurricular programs	-	-	419,368	419,368
Other purposes	-	-	91,989	91,989
Committed:				
Capital projects	-	-	1,449,034	1,449,034
Extracurricular programs	-	-	229,542	229,542
Debt service	3,981,930	-	-	3,981,930
Other purposes	-	-	38,912	38,912
Assigned:				
Student instruction	305,004	-	-	305,004
Student and staff support	406,057	-	-	406,057
Extracurricular programs	11,063	-	-	11,063
Facilities acquisition and construction	37,595	-	-	37,595
Subsequent year's appropriations	2,518,154	-	-	2,518,154
Other purposes	226,956	-	-	226,956
Unassigned (deficit)	7,927,370	-	(119,737)	7,807,633
Total fund balances	<u>15,603,190</u>	<u>59,867,773</u>	<u>7,489,417</u>	<u>82,960,380</u>
Total liabilities, deferred inflows and fund balances	<u>\$ 46,331,715</u>	<u>\$ 64,842,658</u>	<u>\$ 12,662,205</u>	<u>\$ 123,836,578</u>

SEE ACCOMPANYING NOTES TO THE BASIC FINANCIAL STATEMENTS

**PERRY LOCAL SCHOOL DISTRICT
STARK COUNTY, OHIO**

RECONCILIATION OF TOTAL GOVERNMENTAL FUND BALANCES TO
NET POSITION OF GOVERNMENTAL ACTIVITIES
JUNE 30, 2023

Total governmental fund balances		\$	82,960,380
<i>Amounts reported for governmental activities on the statement of net position are different because:</i>			
Capital assets used in governmental activities are not financial resources and therefore are not reported in the funds.			61,147,456
Other long-term assets are not available to pay for current period expenditures and therefore are deferred inflows in the funds			
Property taxes receivable	\$	1,197,917	
Accounts receivable		215,803	
Accrued interest receivable		31,859	
Intergovernmental receivable		67,462	
Total		1,513,041	1,513,041
Unamortized premiums on bonds and COPs issued are not recognized in the funds.			(5,193,763)
Accrued interest payable is not due and payable in the current period and therefore is not reported in the funds.			(335,501)
The net pension/OPEB assets & liabilities are not due and payable in the current period; therefore, the assets, liabilities and related deferred inflows/outflows are not reported in governmental funds.			
Deferred outflows - pension		13,259,873	
Deferred inflows - pension		(6,834,144)	
Net pension liability		(56,241,671)	
Deferred outflows - OPEB		1,416,715	
Deferred inflows - OPEB		(8,173,901)	
Net OPEB asset		5,171,162	
Net OPEB liability		(3,149,565)	
Total		(54,551,531)	(54,551,531)
Long-term liabilities, including bonds payable, are not due and payable in the current period and therefore are not reported in the funds.			
General obligation bonds		(58,495,000)	
Certificates of participation (COPs)		(25,770,000)	
Leases payable		(409,868)	
Compensated absences		(5,054,543)	
Total		(89,729,411)	(89,729,411)
Net position of governmental activities		\$	(4,189,329)

SEE ACCOMPANYING NOTES TO THE BASIC FINANCIAL STATEMENTS

**PERRY LOCAL SCHOOL DISTRICT
STARK COUNTY, OHIO**

STATEMENT OF REVENUES, EXPENDITURES AND CHANGES IN FUND BALANCES
GOVERNMENTAL FUNDS
FOR THE FISCAL YEAR ENDED JUNE 30, 2023

	<u>General</u>	<u>Building</u>	<u>Nonmajor Governmental Funds</u>	<u>Total Governmental Funds</u>
Revenues:				
Property taxes	\$ 23,704,057	\$ -	\$ 5,683,224	\$ 29,387,281
Intergovernmental	25,287,343	-	5,574,008	30,861,351
Investment earnings	439,544	2,438,030	54,007	2,931,581
Tuition and fees	1,295,764	-	30,454	1,326,218
Extracurricular	215,729	-	439,559	655,288
Rental income	27,081	-	7,013	34,094
Charges for services	23,294	-	974,550	997,844
Contributions and donations	36,438	-	151,176	187,614
Payment in lieu of taxes	68,898	-	-	68,898
Miscellaneous	84,435	-	6,266	90,701
Total revenues	<u>51,182,583</u>	<u>2,438,030</u>	<u>12,920,257</u>	<u>66,540,870</u>
Expenditures:				
Current:				
Instruction:				
Regular	22,195,393	-	883,764	23,079,157
Special	6,529,742	-	1,368,066	7,897,808
Vocational	3,223,707	-	2,000	3,225,707
Other	72,686	-	23,443	96,129
Support services:				
Pupil	4,523,463	-	418,159	4,941,622
Instructional staff	954,490	-	203,921	1,158,411
Board of education	198,420	-	-	198,420
Administration	3,858,796	-	151,902	4,010,698
Fiscal	940,708	33,493	82,809	1,057,010
Business	263,245	-	-	263,245
Operations and maintenance	3,782,231	-	11,523	3,793,754
Pupil transportation	2,987,828	-	445,826	3,433,654
Central	1,333,353	-	392,004	1,725,357
Operation of non-instructional services:				
Food service operations	-	-	2,544,837	2,544,837
Other non-instructional services	161,555	-	72,442	233,997
Extracurricular activities	1,387,300	-	447,044	1,834,344
Facilities acquisition and construction	90,398	23,285,812	73,040	23,449,250
Capital outlay	-	-	-	-
Debt service:				
Principal retirement	149,008	-	3,215,000	3,364,008
Interest and fiscal charges	318,176	-	2,409,969	2,728,145
Total expenditures	<u>52,970,499</u>	<u>23,319,305</u>	<u>12,745,749</u>	<u>89,035,553</u>
Excess (deficiency) of revenues over (under) expenditures	<u>(1,787,916)</u>	<u>(20,881,275)</u>	<u>174,508</u>	<u>(22,494,683)</u>
Other financing sources (uses):				
Sale of capital assets	4,529	-	-	4,529
Transfers in	-	-	1,166,848	1,166,848
Transfers (out)	-	-	(1,166,848)	(1,166,848)
Total other financing sources (uses)	<u>4,529</u>	<u>-</u>	<u>-</u>	<u>4,529</u>
Net change in fund balances	(1,783,387)	(20,881,275)	174,508	(22,490,154)
Fund balances at beginning of year	<u>17,386,577</u>	<u>80,749,048</u>	<u>7,314,909</u>	<u>105,450,534</u>
Fund balances at end of year	<u>\$ 15,603,190</u>	<u>\$ 59,867,773</u>	<u>\$ 7,489,417</u>	<u>\$ 82,960,380</u>

SEE ACCOMPANYING NOTES TO THE BASIC FINANCIAL STATEMENTS

**PERRY LOCAL SCHOOL DISTRICT
STARK COUNTY, OHIO**

RECONCILIATION OF THE STATEMENT OF REVENUES, EXPENDITURES
AND CHANGES IN FUND BALANCES OF GOVERNMENTAL FUNDS
TO THE STATEMENT OF ACTIVITIES
FOR THE FISCAL YEAR ENDED JUNE 30, 2023

Net change in fund balances - total governmental funds	\$	(22,490,154)
<i>Amounts reported for governmental activities in the statement of activities are different because:</i>		
Governmental funds report capital outlays as expenditures. However, in the statement of activities, the cost of those assets is allocated over their estimated useful lives as depreciation/amortization expense.		
Capital asset additions	\$ 24,720,571	
Current year depreciation/amortization	(1,634,591)	
Total		23,085,980
The net effect of various miscellaneous transactions involving capital assets (i.e., sales, disposals, trade-ins, and donations) is to decrease net position.		
		(2,623)
Revenues in the statement of activities that do not provide current financial resources are not reported as revenues in the funds.		
Property taxes	138,200	
Tuition	35,414	
Earnings on investments	15,855	
Other local revenue	(143,956)	
Intergovernmental	(27,840)	
Total		17,673
Repayment of bond, COPs, notes and lease principal is an expenditure in the governmental funds, but the repayment reduces long-term liabilities on the statement of net position.		
Bonds	2,520,000	
Certificates of participation (COPs)	695,000	
Capital leases	149,008	
Total		3,364,008
In the statement of activities, interest is accrued on outstanding bonds whereas in governmental funds, an interest expenditure is reported when due. The following items resulted in additional interest being reported in the statement of activities:		
Change in accrued interest payable	17,590	
Amortization of bond premiums	168,995	
Total		186,585
Contractually required contributions are reported as expenditures in governmental funds; however, the statement of net position reports these amounts as deferred outflows.		
Pension		4,894,403
OPEB		163,067
Except for amounts reported as deferred inflows/outflows, changes in the net pension/OPEB liability/asset are reported as pension/OPEB expense in the statement of activities.		
Pension		(5,386,455)
OPEB		1,150,653
Some expenses reported in the statement of activities, such as compensated absences, do not require the use of current financial resources and therefore are not reported as expenditures in governmental funds.		
		(140,142)
Change in net position of governmental activities	\$	4,842,995

SEE ACCOMPANYING NOTES TO THE BASIC FINANCIAL STATEMENTS

**PERRY LOCAL SCHOOL DISTRICT
STARK COUNTY, OHIO**

STATEMENT OF REVENUES, EXPENDITURES AND CHANGES IN
FUND BALANCE - BUDGET AND ACTUAL (NON-GAAP BUDGETARY BASIS)
GENERAL FUND
FOR THE FISCAL YEAR ENDED JUNE 30, 2023

	<u>Budgeted Amounts</u>			Variance with Final Budget Positive (Negative)
	<u>Original</u>	<u>Final</u>	<u>Actual</u>	
Revenues:				
Property taxes	\$ 23,421,000	\$ 23,421,000	\$ 23,664,345	\$ 243,345
Intergovernmental	25,462,181	25,462,181	25,390,156	(72,025)
Investment earnings	181,500	181,500	320,262	138,762
Tuition and fees	1,264,220	1,264,220	1,247,009	(17,211)
Rental income	8,000	8,000	9,011	1,011
Charges for services	2,500	2,500	32	(2,468)
Payment in lieu of taxes	68,898	68,898	68,898	-
Miscellaneous	32,352	32,352	49,849	17,497
Total revenues	<u>50,440,651</u>	<u>50,440,651</u>	<u>50,749,562</u>	<u>308,911</u>
Expenditures:				
Current:				
Instruction:				
Regular	25,961,144	25,921,152	22,300,348	3,620,804
Special	6,153,901	6,144,422	6,487,907	(343,485)
Vocational	3,064,647	3,059,927	3,263,917	(203,990)
Other	115,609	115,431	73,187	42,244
Support services:				
Pupil	4,568,571	4,561,534	4,693,664	(132,130)
Instructional staff	1,161,907	1,160,117	968,705	191,412
Board of education	241,586	241,214	222,703	18,511
Administration	3,338,496	3,333,353	3,859,722	(526,369)
Fiscal	945,775	944,318	939,932	4,386
Business	284,181	283,743	262,292	21,451
Operations and maintenance	3,855,609	3,849,670	4,111,790	(262,120)
Pupil transportation	2,403,738	2,400,036	2,980,180	(580,144)
Central	1,404,718	1,402,554	1,380,740	21,814
Extracurricular activities	1,006,017	1,004,467	1,289,557	(285,090)
Facilities acquisition and construction	122,430	122,242	127,993	(5,751)
Debt service:				
Principal	395,745	395,135	395,000	135
Interest and fiscal charges	293,505	293,053	292,953	100
Total expenditures	<u>55,317,579</u>	<u>55,232,368</u>	<u>53,650,590</u>	<u>1,581,778</u>
Excess of revenues over expenditures	<u>(4,876,928)</u>	<u>(4,791,717)</u>	<u>(2,901,028)</u>	<u>1,890,689</u>
Other financing sources (uses):				
Refund of prior year's expenditures	15,000	15,000	150,660	135,660
Transfers (out)	-	(35,000)	(35,000)	-
Advances (out)	-	(50,211)	(50,211)	-
Sale of capital assets	5,000	5,000	4,529	(471)
Total other financing sources (uses)	<u>20,000</u>	<u>(65,211)</u>	<u>69,978</u>	<u>135,189</u>
Net change in fund balance	(4,856,928)	(4,856,928)	(2,831,050)	2,025,878
Fund balance at beginning of year	19,267,330	19,267,330	19,267,330	-
Prior year encumbrances appropriated	467,485	467,485	467,485	-
Fund balance at end of year	<u>\$ 14,877,887</u>	<u>\$ 14,877,887</u>	<u>\$ 16,903,765</u>	<u>\$ 2,025,878</u>

SEE ACCOMPANYING NOTES TO THE BASIC FINANCIAL STATEMENTS

THIS PAGE IS INTENTIONALLY LEFT BLANK

**PERRY LOCAL SCHOOL DISTRICT
STARK COUNTY, OHIO**

**NOTES TO THE BASIC FINANCIAL STATEMENTS
FOR THE FISCAL YEAR ENDED JUNE 30, 2023**

NOTE 1 - DESCRIPTION OF THE SCHOOL DISTRICT

The Perry Local School District (the “School District”) was established for the purpose of exercising the rights and privileges conveyed to it by the constitution and laws of the State of Ohio. The School District is a school district as defined by Section 3311.02 of the Ohio Revised Code. The School District operates under an elected Board of Education, consisting of five members, and is responsible for providing public education to residents of the School District. Average daily membership on, or as of October 1, 2022, was 4,260. The School District employs 328 certified and 252 noncertified employees.

NOTE 2 - SUMMARY OF SIGNIFICANT ACCOUNTING POLICIES

A. Reporting Entity

The reporting entity is comprised of the primary government, component units and other organizations that are included to ensure that the financial statements are not misleading. The primary government of the School District consists of all funds, departments, boards, agencies and offices that are not legally separate from the School District. For the School District, this includes general operations, food service and student related activities of the School District.

Component units are legally separate organizations for which the School District is financially accountable. The School District is financially accountable for an organization if the School District appoints a voting majority of the organization’s governing board and (1) the School District is able to significantly influence the programs or services performed or provided by the organization; or (2) the School District is legally entitled to, or can otherwise access, the organization’s resources; the School District is legally obligated or has otherwise assumed the responsibility to finance the deficits of, or provides financial support to, the organization; or the School District is obligated for the debt of the organization. Component units may also include organizations that are fiscally dependent on the School District in that the School District approves the budget, the issuance of debt or the levying of taxes. The School District does not have any component units.

Included with the reporting entity, within the School District’s boundaries, St. Joan of Arc Elementary and Central Catholic High School are operated as non-public schools. Current legislation provides funding to these non-public schools. These monies are received and disbursed through the auxiliary special revenue fund on behalf of the non-public schools by the Treasurer of the School District, as directed by the non-public schools. These transactions are reported as a governmental activity of the School District.

The School District participates in one jointly governed organization and two public entity risk pools. These organizations are the Stark Portage Area Computer Consortium (SPARCC), Stark County Schools Council of Governments Health Benefits Program, and CompManagement Workers’ Compensation Group Rating Program. They are presented in Notes 14 and 15.

The School District’s financial statements have been prepared in conformity with accounting principles generally accepted (GAAP) in the United States as applied to governmental units. The Governmental Accounting Standards Board (GASB) is the accepted standard-setting body for establishing governmental accounting and financial reporting principles. The more significant of the School District’s accounting policies are described below.

B. Basis of Presentation

The School District's basic financial statements consist of government-wide statements, including a statement of net position and a statement of activities, and fund financial statements which provide a more detailed level of financial information.

**PERRY LOCAL SCHOOL DISTRICT
STARK COUNTY, OHIO**

NOTES TO THE BASIC FINANCIAL STATEMENTS
FOR THE FISCAL YEAR ENDED JUNE 30, 2023

NOTE 2 - SUMMARY OF SIGNIFICANT ACCOUNTING POLICIES - (Continued)

Government-Wide Financial Statements - The Statement of Net Position and the Statement of Activities display information about the School District as a whole. These statements include the financial activities of the primary government, except for fiduciary funds. These statements usually distinguish those activities of the School District that are governmental and those that are considered business-type. The School District, however, has no business-type activities.

The Statement of Net Position presents the financial condition of the governmental activities of the School District at fiscal year-end. The Statement of Activities presents a comparison between direct expenses and program revenues for each program or function of the School District's governmental activities. Direct expenses are those that are specifically associated with a service, program, or department and therefore clearly identifiable to a particular function. Program revenues include charges paid by the recipient of the goods or services offered by the program, grants and contributions that are restricted to meeting the operational or capital requirements of a particular program. Revenues which are not classified as program revenues are presented as general revenues of the School District, with certain limited exceptions. The comparison of direct expenses with program revenues identifies the extent to which each governmental function is self-financing or draws from the general revenues of the School District.

Fund Financial Statements - During the year, the School District segregates transactions related to certain School District functions or activities in separate funds in order to aid financial management and to demonstrate legal compliance. Fund financial statements are designed to present financial information of the School District at this more detailed level. The focus of governmental fund financial statements is on major funds. Each major fund is presented in a separate column. Nonmajor funds are aggregated and presented in a single column. Fiduciary funds are reported by fund type.

C. Fund Accounting

The School District uses funds to maintain its financial records during the year. A fund is defined as a fiscal and accounting entity with a self-balancing set of accounts. The various funds of the School District are grouped into the categories governmental and fiduciary.

GOVERNMENTAL FUNDS

Governmental funds are those through which most governmental functions typically are financed. Governmental fund reporting focuses on the sources, uses and balances of current financial resources. Expendable assets are assigned to the various governmental funds according to the purposes for which they may or must be used. Current liabilities are assigned to the fund from which they will be paid. The difference between governmental fund assets, deferred outflows of resources, liabilities and deferred inflows of resources are reported as fund balance. The following are the School District's major governmental funds:

General Fund - The general fund is the general operating fund of the School District and is used to account and report for all financial resources except those required to be accounted for in another fund. The general fund balance is available to the School District for any purpose provided it is expended or transferred according to the general laws of Ohio.

Building Fund - The building fund is used to account for the receipts and expenditures related to all special bond funds in the School District. All proceeds from the sale of bonds, notes, or certificates of indebtedness, except premium and accrued interest, must be paid into this fund. Expenditures recorded here represent the costs of acquiring capital facilities including real property.

**PERRY LOCAL SCHOOL DISTRICT
STARK COUNTY, OHIO**

NOTES TO THE BASIC FINANCIAL STATEMENTS
FOR THE FISCAL YEAR ENDED JUNE 30, 2023

NOTE 2 - SUMMARY OF SIGNIFICANT ACCOUNTING POLICIES - (Continued)

The other governmental funds of the School District account for (a) grants and other resources whose use is restricted, committed, or assigned to a particular purpose and (b) financial resources that are restricted, committed or assigned to expenditure for principal and interest and (c) financial resources that are restricted, committed or assigned to expenditures for capital outlays, including the acquisition or construction of capital facilities and other capital assets.

FIDUCIARY FUNDS

Fiduciary fund reporting focuses on net position and changes in net position. The fiduciary fund category is split into four classifications: pension trust funds, investment trust funds, private-purpose trust funds, and custodial funds. Trust funds are distinguished from custodial funds by the existence of a trust agreement or equivalent arrangements that have certain characteristics. Custodial funds are used to report fiduciary activities that are not required to be reported in a trust fund. The School District did not have any custodial funds at June 30, 2023.

D. Measurement Focus

Government-Wide Financial Statements - The government-wide financial statements are prepared using the economic resources measurement focus. All assets and deferred outflows of resources and all liabilities and deferred inflows of resources associated with the operation of the School District are included on the Statement of Net Position. The Statement of Activities presents increases (i.e., revenues) and decreases (i.e., expenses) in total net position.

Fund Financial Statements - All governmental funds are accounted for using a flow of current financial resources measurement focus. With this measurement focus, only current assets and current liabilities and deferred inflows of resources generally are included on the balance sheet. The statement of revenues, expenditures, and changes in fund balances reports on the sources (i.e., revenues and other financing sources) and uses (i.e., expenditures and other financing uses) of current financial resources. This approach differs from the manner in which the governmental activities of the government-wide financial statements are prepared. Governmental fund financial statements therefore include a reconciliation with brief explanations to better identify the relationship between the government-wide statements and the statements for governmental funds.

Fiduciary funds present a statement of changes in fiduciary net position which reports additions to and deductions from custodial funds.

E. Basis of Accounting

Basis of accounting determines when transactions are recorded in the financial records and reported on the financial statements. Government-wide financial statements and statements for the fiduciary funds are prepared using the accrual basis of accounting. Governmental funds use the modified accrual basis of accounting. Differences in the accrual and the modified accrual basis of accounting arise in the recognition of revenue, the recording of deferred inflows, and in the presentation of expenses versus expenditures.

Revenues - Exchange and Non-Exchange Transactions - Revenue resulting from exchange transactions, in which each party gives and receives essentially equal value, is recorded on the accrual basis when the exchange takes place. On a modified accrual basis, revenue is recorded in the fiscal year in which the resources are measurable and become available. Available means that the resources will be collected within the current fiscal year or are expected to be collected soon enough thereafter to be used to pay liabilities of the current fiscal year. For the School District, available means expected to be received within sixty days of the fiscal year end.

**PERRY LOCAL SCHOOL DISTRICT
STARK COUNTY, OHIO**

NOTES TO THE BASIC FINANCIAL STATEMENTS
FOR THE FISCAL YEAR ENDED JUNE 30, 2023

NOTE 2 - SUMMARY OF SIGNIFICANT ACCOUNTING POLICIES - (Continued)

Nonexchange transactions, in which the School District receives value without directly giving equal value in return, include property taxes, grants, entitlements, and donations. Revenue from property taxes is recognized in the fiscal year for which the taxes are levied (See Note 6). Revenue from grants and entitlements is recognized in the fiscal year in which all eligibility requirements have been satisfied. Eligibility requirements include timing requirements, which specify the year when the resources are required to be used or the fiscal year when use is first permitted; matching requirements, in which the School District must provide local resources to be used for a specified purpose; and expenditure requirements, in which the resources are provided to the School District on a reimbursement basis.

On a modified accrual basis, revenue from nonexchange transactions must also be available before it can be recognized.

Under the modified accrual basis, the following revenue sources are considered to be both measurable and available at fiscal year end: property taxes available as an advance, grants, interest, tuition, student fees and rentals.

Deferred Outflows of Resources and Deferred Inflows of Resources - In addition to assets, the government-wide statement of net position will report a separate section for deferred outflows of resources. Deferred outflows of resources represent a consumption of net assets that applies to a future period and will not be recognized as an outflow of resources (expense/expenditure) until then. See Notes 11 and 12 for deferred outflows of resources related to net pension liability/asset and net OPEB liability/asset, respectively

In addition to liabilities, both the government-wide statement of net position and the governmental fund financial statements report a separate section for deferred inflows of resources. Deferred inflows of resources represent an acquisition of net assets that applies to a future period and will not be recognized as an inflow of resources (revenue) until that time. Deferred inflows of resources include property taxes and unavailable revenue. Property taxes represent amounts for which there is an enforceable legal claim as of June 30, 2023, but which were levied to finance fiscal year 2024 operations. These amounts have been recorded as a deferred inflow of resources on both the government-wide statement of net position and the governmental fund financial statements. Unavailable revenue is reported only on the governmental funds balance sheet, and represents receivables which will not be collected within the available period. Unavailable revenue includes, but is not limited to, delinquent property taxes and intergovernmental grants. These amounts are deferred and recognized as an inflow of resources in the period the amounts become available.

See Notes 11 and 12 for deferred inflows of resources related to net pension liability/asset and net OPEB liability/asset, respectively. These deferred inflows of resources are only reported on the government-wide statement of net position.

Expenditures/Expenses - On the accrual basis of accounting, expenses are recognized at the time they are incurred.

The measurement focus of governmental fund accounting is on decreases in net financial resources (expenditures) rather than expenses. Expenditures are generally recognized in the accounting period in which the related fund liability is incurred, if measurable. Allocations of cost, such as depreciation and amortization, are not recognized in governmental funds.

**PERRY LOCAL SCHOOL DISTRICT
STARK COUNTY, OHIO**

NOTES TO THE BASIC FINANCIAL STATEMENTS
FOR THE FISCAL YEAR ENDED JUNE 30, 2023

NOTE 2 - SUMMARY OF SIGNIFICANT ACCOUNTING POLICIES - (Continued)

F. Budgetary Process

All funds, other than custodial funds, are legally required to be budgeted and appropriated. The major documents prepared are the tax budget, the appropriation resolution and the certificate of estimated resources, which are prepared on the budgetary basis of accounting. The tax budget demonstrates a need for existing or increased tax rates. The certificate of estimated resources establishes a limit on the amounts that the Board of Education may appropriate. The appropriation resolution is the Board's authorization to spend resources and sets annual limits on expenditures plus encumbrances at a level of control selected by the Board. The legal level of control has been established by the Board of Education at the fund level. Budgetary modifications at this level require a resolution of the Board of Education. Although the legal level of control was established at the fund level of expenditures, the School District has elected to present budgetary statement comparisons at the fund and function level of expenditures. The Treasurer has been given the authority to allocate Board appropriations to the function and object levels within each fund.

The certificate of estimated resources may be amended during the year if projected increases or decreases in revenue are identified by the School District Treasurer. The amounts reported as the original and final budgeted amounts in the budgetary statements reflect the amounts in the certificate when the original and final appropriations were adopted.

The appropriation resolution is subject to amendment by the Board throughout the year with the restriction that appropriations may not exceed estimated revenues. The amounts reported as the original budgeted amounts reflect the first appropriation for that fund that covered the entire fiscal year, including amounts automatically carried over from prior years. The amounts reported as the final budgeted amounts represent the final appropriation amounts passed by the Board during the fiscal year.

G. Cash and Investments

To improve cash management, all cash received by the School District is pooled. Monies for all funds are maintained in this pool. Individual fund integrity is maintained through the School District records. Interest in the pool is presented as "equity in pooled cash and cash equivalents" on the financial statements.

Investments were limited to commercial paper, Federal Agricultural Mortgage Corporation (FAMC) securities, Federal Farm Credit Bank (FFCB) securities, Federal Home Loan Bank (FHLB) securities, Federal Home Loan Mortgage Corporation (FHLMC) securities, Federal National Mortgage Association (FNMA) securities, U.S. Treasury notes, U.S. Government money market account and State Treasury Asset Reserve of Ohio (STAR Ohio), the State Treasurer's Investment Pool.

Except for nonparticipating investment contracts, investments are reported at fair value which is based on quoted market prices. Nonparticipating investment contracts such as nonnegotiable certificates of deposit and repurchase agreements are reported at cost.

The School District invested in STAR Ohio. STAR Ohio (the State Treasury Asset Reserve of Ohio), is an investment pool managed by the State Treasurer's Office which allows governments within the State to pool their funds for investment purposes. STAR Ohio is not registered with the SEC as an investment company, but has adopted Governmental Accounting Standards Board (GASB), Statement No. 79, "Certain External Investment Pools and Pool Participants." The School District measures their investment in STAR Ohio at the net asset value (NAV) per share provided by STAR Ohio. The NAV per share is calculated on an amortized cost basis that provides an NAV per share that approximates fair value.

**PERRY LOCAL SCHOOL DISTRICT
STARK COUNTY, OHIO**

NOTES TO THE BASIC FINANCIAL STATEMENTS
FOR THE FISCAL YEAR ENDED JUNE 30, 2023

NOTE 2 - SUMMARY OF SIGNIFICANT ACCOUNTING POLICIES - (Continued)

There were no limitations or restrictions on any participant withdrawals due to redemption notice periods, liquidity fees, or redemption gates. However, 24 hours notice in advance of all deposits and withdrawals exceeding \$100 million is encouraged. STAR Ohio reserves the right to limit the transaction to \$250 million, requiring the excess amount to be transacted the following business day(s), but only to the \$250 million limit. All accounts of the participant will be combined for these purposes.

Following Ohio statutes, the Board of Education has, by resolution, identified the funds to receive an allocation of interest. Interest revenue credited to the general fund during fiscal year 2023 amounted to \$439,544 of which \$94,847 was attributable to other funds.

Investments of the cash management pool and investments with an original maturity of three months or less at the time they are purchased by the School District are presented on the financial statements as “equity in pooled cash and cash equivalents”. Investments with an original maturity of more than three months that are not purchased from the pool are presented on the basic financial statements as “investments”.

H. Prepayments

Certain payments to vendors reflect the costs applicable to future accounting periods and are recorded as prepaid items in both government-wide and fund financial statements. These items are reported as assets on the balance sheet using the consumption method. A current asset for the prepaid amounts is recorded at the time of the purchase and the expenditure/expense is reported in the year in which services are consumed. At fiscal year end, because prepayments are not available to finance future governmental fund expenditures, the fund balance is nonspendable on the fund financial statements by an amount equal to the carrying value of the asset.

I. Inventory

Inventories are presented at the lower of cost or market on a first-in, first-out basis and are expensed/expensed when used. Inventories consist of materials and supplies held for consumption and donated and purchased food. The donated commodities are presented at their entitlement values.

J. Capital Assets

All capital assets of the School District are classified as general capital assets. These assets generally result from expenditures in the governmental funds. These assets are reported in the governmental activities column of the government-wide statement of net position but are not reported in the fund financial statements.

All capital assets are capitalized at cost (or estimated historical cost) and updated for additions and retirements during the year. Donated capital assets are recorded at their acquisition values as of the date received. The School District maintains a capitalization threshold of \$5,000. The School District does not possess any infrastructure. Improvements are capitalized; the costs of normal maintenance and repairs that do not add to the value of the asset or materially extend an asset's life are not.

All reported capital assets, except land and construction in progress, are depreciated/amortized. Improvements are depreciated over the remaining useful lives of the related capital assets.

**PERRY LOCAL SCHOOL DISTRICT
STARK COUNTY, OHIO**

NOTES TO THE BASIC FINANCIAL STATEMENTS
FOR THE FISCAL YEAR ENDED JUNE 30, 2023

NOTE 2 - SUMMARY OF SIGNIFICANT ACCOUNTING POLICIES - (Continued)

Depreciation/amortization is computed using the straight-line method over the following useful lives:

Description	Estimated Lives
Land Improvements	20-75 Years
Buildings and Improvements	7-75 Years
Furniture, Equipment and Vehicles	5-30 Years
Intangible right to use assets:	
Equipment	5 Years

The School District is reporting intangible right to use assets related to lease equipment and Subscription Based Information Technology Arrangements (SBITAs). The intangible assets are being amortized in a systematic and rational manner of the shorter of the lease term/subscription or the useful life of the underlying asset.

K. Compensated Absences

Vacation benefits are accrued as a liability as the benefits are earned if the employees' rights to receive compensation are attributable to services already rendered and it is probable that the School District will compensate the employees for the benefits through paid time off or some other means. The School District records a liability for accumulated unused sick leave and vacation leave benefits when earned for all employees with more than one year of service.

Sick leave benefits are accrued as a liability using the termination method. An accrual for earned sick leave is made to the extent that it is probable that benefits will result in termination payments. The liability is an estimate based on the School District's past experience of making termination payments.

The entire compensated absence liability is reported on the government-wide financial statements.

On the governmental fund statements, compensated absences are recognized as a liability and expenditure to the extent payments come due each period upon the occurrence of employee resignations and retirements. These amounts are recorded in the account "Matured Compensated Absences Payable" in the funds from which the employee will be paid.

L. Accrued Liabilities and Long-term Obligations

All payables, accrued liabilities, and long-term obligations are reported in the government-wide financial statements.

In general, governmental fund payables and accrued liabilities that, once incurred, are paid in a timely manner and in full from current financial resources that are reported as obligations of the funds. However, claims and judgments and compensated absences that will be paid from governmental funds that are reported as a liability in the fund financial statements only to the extent that they normally expected to be repaid with expendable available financial resources. Bonds are recognized as a liability on the fund financial statements when due. Net pension/OPEB liability should be recognized in the governmental funds to the extent that benefit payments are due and payable and the pension/OPEB plan's fiduciary net position is not sufficient for payment of those benefits.

M. Bond Issuance Costs/Unamortized Bond Premiums

On government-wide and fund financial statements, bond issuance costs are expensed in the year they occur.

**PERRY LOCAL SCHOOL DISTRICT
STARK COUNTY, OHIO**

NOTES TO THE BASIC FINANCIAL STATEMENTS
FOR THE FISCAL YEAR ENDED JUNE 30, 2023

NOTE 2 - SUMMARY OF SIGNIFICANT ACCOUNTING POLICIES - (Continued)

Bond and certificate of participation (COPs) premiums are deferred and amortized over the term of the bonds using the straight-line method, which approximates the effective interest method. Bond premiums are presented as an addition to the face amount of the bonds.

On the governmental fund financial statements, bond issuance costs and bond premiums are recognized in the current period. A reconciliation between the bonds face value and the amount reported on the statement of net position is presented in Note 13.

N. Net Position

Net position represents the difference between all other elements of the statement of net position. Net investment in capital assets consists of capital assets, net of accumulated depreciation, reduced by the outstanding balances of any borrowings used for the acquisition, construction or improvement of those assets. Net position is reported as restricted when there are limitations imposed on its use through external restrictions imposed by creditors, grantors or laws or regulations of other governments.

The School District applies restricted resources first when an expense is incurred for purposes for which both restricted and unrestricted net position are available.

O. Fund Balance

Fund balance is divided into five classifications based primarily on the extent to which the School District is bound to observe constraints imposed upon the use of resources in the governmental funds. The classifications are as follows:

Nonspendable - The nonspendable fund balance classification includes amounts that cannot be spent because they are not in spendable form or legally required to be maintained intact. The “not in spendable form” criterion includes items that are not to be converted to cash. It also includes the long-term amount of loans receivable.

Restricted - The restricted fund balance is reported when constraints are placed on the use of resources that are either externally imposed by creditors (such as through debt covenants), grantors, contributors, or laws or regulations of other governments, or imposed by law through constitutional provisions or enabling legislation.

Committed - The committed fund balance classification includes amounts that can be used only for the specific purposes imposed by a formal action (resolution) of the School District Board of Education; the highest level of decision making authority. Those committed amounts cannot be used for any other purpose unless the School District Board of Education removes or changes the specified use by taking the same type of action it employed to previously commit those amounts. Committed fund balance also incorporates contractual obligations to the extent that existing resources in the fund balance have been specifically committed for use in satisfying those contractual requirements.

Assigned - Amounts in the assigned fund balance classification are intended to be used by the School District for specific purposes but do not meet the criteria to be classified as restricted nor committed. In governmental funds other than the general fund, assigned fund balance represents the remaining amount that is not restricted or committed. In the general fund, assigned amounts represent intended uses established by policies of the School District Board of Education, which includes giving the Treasurer the authority to constrain monies for intended purposes.

Unassigned - Unassigned fund balance is the residual classification for the general fund and includes all spendable amounts not constrained in the other classifications. In other governmental funds, the unassigned classification is only used to report a deficit fund balance resulting from overspending for specific purposes for which amounts had been restricted, committed, or assigned.

**PERRY LOCAL SCHOOL DISTRICT
STARK COUNTY, OHIO**

NOTES TO THE BASIC FINANCIAL STATEMENTS
FOR THE FISCAL YEAR ENDED JUNE 30, 2023

NOTE 2 - SUMMARY OF SIGNIFICANT ACCOUNTING POLICIES - (Continued)

The School District applies restricted resources first when expenditures are incurred for purposes for which restricted and unrestricted (committed, assigned, and unassigned) fund balance is available. Similarly, within unrestricted fund balance, committed amounts are reduced first followed by assigned, and then unassigned amounts when expenditures are incurred for purposes for which amounts in any of the unrestricted fund balance classifications could be used.

P. Interfund Activity

Transfers between governmental funds are eliminated on the government-wide financial statements. Internal events that are allocations of overhead expenses from one function to another or within the same function are eliminated on the statement of activities. Interfund payments for services provided and used are not eliminated. Receivables and payables resulting from short-term interfund loans are classified as interfund receivables/payables on the fund financial statements.

Exchange transactions between funds are reported as revenues in the seller funds and as expenditures/expenses in the purchaser funds. Flows of cash or goods from one fund to another without a requirement for repayment are reported as interfund transfers. Interfund transfers are reported as other financing sources/uses in governmental funds. Repayments from funds responsible for particular expenditures/expenses to the funds that initially paid for them are not presented on the financial statements.

Q. Interfund Balances

On fund financial statements, receivables and payables resulting from short-term interfund loans and unpaid amounts for interfund services provided and used are classified as “interfund loans receivables/payables.” On fund financial statements, receivables and payables resulting from negative cash balances are classified as “due to/due from other funds”. These amounts are eliminated in the governmental activities columns of the statement of net position.

R. Estimates

The preparation of financial statements in conformity with generally accepted accounting principles requires management to make estimates and assumptions that affect the amounts reported in the financial statements and accompanying notes. Actual results may differ from those estimates.

S. Pensions/Other Postemployment Benefits (OPEB)

For purposes of measuring the net pension/OPEB liability, net OPEB asset, deferred outflows of resources and deferred inflows of resources related to pensions/OPEB, and pension/OPEB expense, information about the fiduciary net position of the pension/OPEB plans and additions to/deductions from their fiduciary net position have been determined on the same basis as they are reported by the pension/OPEB plan. For this purpose, benefit payments (including refunds of employee contributions) are recognized when due and payable in accordance with the benefit terms. The pension/OPEB plans report investments at fair value.

T. Fair Value

The School District categorizes its fair value measurements within the fair value hierarchy established by generally accepted accounting principles. The hierarchy is based on the valuation inputs used to measure the fair value of the asset. Level 1 inputs are quoted prices in active markets for identical assets; Level 2 inputs are significant other observable inputs; Level 3 inputs are significant unobservable inputs.

**PERRY LOCAL SCHOOL DISTRICT
STARK COUNTY, OHIO**

NOTES TO THE BASIC FINANCIAL STATEMENTS
FOR THE FISCAL YEAR ENDED JUNE 30, 2023

NOTE 3 - ACCOUNTABILITY AND COMPLIANCE

A. Change in Accounting Principles

For fiscal year 2023, the School District has implemented GASB Statement No. 91, “Conduit Debt Obligations”, GASB Statement No. 94, “Public-Private and Public-Public Partnerships and Availability Payment Arrangements”, GASB Statement No. 96, “Subscription Based Information Technology Arrangements”, certain questions and answers of GASB Implementation Guide 2021-1 and certain paragraphs of GASB Statement No. 99, “Omnibus 2022”.

GASB Statement No. 91 provides a single method of reporting conduit debt obligations by issuers and eliminate diversity in practice associated with (1) commitments extended by issuers, (2) arrangements associated with conduit debt obligations, and (3) related note disclosures. This Statement achieves those objectives by clarifying the existing definition of a conduit debt obligation; establishing that a conduit debt obligation is not a liability of the issuer; establishing standards for accounting and financial reporting of additional commitments and voluntary commitments extended by issuers and arrangements associated with conduit debt obligations; and improving required note disclosures. The implementation of GASB Statement No. 91 did not have an effect on the financial statements of the School District.

GASB Statement No. 94 is to improve financial reporting by addressing issues related to public-private and public partnership arrangements (PPPs). As used in this Statement, a PPP is an arrangement in which a government (the transferor) contracts with an operator (a governmental or nongovernmental entity) to provide public services by conveying control of the right to operate or use a nonfinancial asset, such as infrastructure or other capital asset (the underlying PPP asset), for a period of time in an exchange or exchange-like transaction. The implementation of GASB Statement No. 94 did not have an effect on the financial statements of the School District.

GASB Statement No. 96 provides guidance on the accounting and financial reporting for subscription-based information technology arrangements (SBITAs) for government end users (governments). This Statement (1) defines a SBITA; (2) establishes that a SBITA results in a right-to-use subscription asset—an intangible asset—and a corresponding subscription liability; (3) provides the capitalization criteria for outlays other than subscription payments, including implementation costs of a SBITA; and (4) requires note disclosures regarding a SBITA. To the extent relevant, the standards for SBITAs are based on the standards established in Statement No. 87, Leases, as amended. GASB Statement No. 96 had an effect on the School District and these changes were incorporated in the School District’s fiscal year 2023 financial statements.

GASB Implementation Guide 2021-1 provides clarification on issues related to previously established GASB guidance. The implementation of GASB Implementation Guide 2021-1 did not have an effect on the financial statements of the School District.

GASB Statement No. 99 to enhance comparability in accounting and financial reporting and to improve the consistency of authoritative literature by addressing (1) practice issues that have been identified during implementation and application of certain GASB Statements and (2) accounting and financial reporting for financial guarantees. The implementation of GASB Statement No. 99 did not have an effect on the financial statements of the School District.

**PERRY LOCAL SCHOOL DISTRICT
STARK COUNTY, OHIO**

NOTES TO THE BASIC FINANCIAL STATEMENTS
FOR THE FISCAL YEAR ENDED JUNE 30, 2023

NOTE 3 - ACCOUNTABILITY AND COMPLIANCE - (Continued)

B. Deficit Fund Balances

Fund balances at June 30, 2023 included the following individual fund deficits:

<u>Nonmajor funds</u>	<u>Deficit</u>
Title I	\$ 109,707
IDEA Preschool	2,064
Improving Teacher Quality	7,273

The general fund is liable for any deficit in these funds and provides transfers when cash is required, not when accruals occur. The deficit fund balances resulted from adjustments for accrued liabilities.

NOTE 4 - DEPOSITS AND INVESTMENTS

State statutes classify monies held by the School District into three categories.

Active deposits are public deposits necessary to meet current demands on the treasury. Such monies must be maintained either as cash in the School District treasury, in commercial accounts payable or withdrawable on demand, including negotiable order of withdrawal (NOW) accounts, or in money market deposit accounts.

Inactive deposits are public deposits that the Board of Education has identified as not required for use within the current five-year period of designation of depositories. Inactive deposits must either be evidenced by certificates of deposit maturing not later than the end of the current period of designation of depositories, or by savings or deposit accounts including, but not limited to, passbook accounts.

Interim deposits are deposits of interim monies. Interim monies are those monies which are not needed for immediate use, but which will be needed before the end of the current period of designation of depositories. Interim deposits must be evidenced by time certificates of deposit maturing not more than one year from the date of deposit or by savings or deposit accounts including passbook accounts.

Interim monies may be deposited or invested in the following securities:

1. United States Treasury Notes, Bills, Bonds, or any other obligation or security issued by the United States Treasury or any other obligation guaranteed as to principal and interest by the United States;
2. Bonds, notes, debentures, or any other obligations or securities issued by any federal government agency or instrumentality, including, but not limited to, the Federal National Mortgage Association, Federal Home Loan Bank, Federal Farm Credit Bank, Federal Home Loan Mortgage Corporation and Government National Mortgage Association. All federal agency securities shall be direct issuances of federal government agencies or instrumentalities;
3. Written repurchase agreements in the securities listed above provided that the fair value of the securities subject to the repurchase agreement must exceed the principal value of the agreement by at least two percent and be marked to market daily, and that the term of the agreement must not exceed thirty days;
4. Bonds and other obligations of the State of Ohio, and with certain limitations including a requirement for maturity within ten years from the date of settlement, bonds and other obligations of political subdivisions of the State of Ohio, if training requirements have been met;

**PERRY LOCAL SCHOOL DISTRICT
STARK COUNTY, OHIO**

NOTES TO THE BASIC FINANCIAL STATEMENTS
FOR THE FISCAL YEAR ENDED JUNE 30, 2023

NOTE 4 - DEPOSITS AND INVESTMENTS - (Continued)

5. Time certificates of deposit or savings or deposit accounts including, but not limited to, passbook accounts;
6. No-load money market mutual funds consisting exclusively of obligations described in items (1) and (2) above and repurchase agreements secured by such obligations, provided that investments in securities described in this division are made only through eligible institutions;
7. The State Treasurer's investment pool, the State Treasury Asset Reserve of Ohio (STAR Ohio);
8. Certain bankers' acceptances (for a period not to exceed one hundred eighty days) and commercial paper notes (for a period not to exceed two hundred seventy days) in an amount not to exceed 40 percent of the interim monies available for investment at any one time if training requirements have been met.

Protection of the deposits is provided by the Federal Deposit Insurance Corporation (FDIC), by eligible securities pledged by the financial institution as security for repayment, or by the financial institutions participation in the Ohio Pooled Collateral System (OPCS), a collateral pool of eligible securities deposited with a qualified trustee and pledged to the Treasurer of State to secure the repayment of all public monies deposited in the financial institution.

Investments in stripped principal or interest obligations, reverse repurchase agreements and derivatives are prohibited. The issuance of taxable notes for the purpose of arbitrage, the use of leverage and short selling are also prohibited. Except as noted above, an investment must mature within five years from the date of purchase unless matched to a specific obligation or debt of the School District, and must be purchased with the expectation that it will be held to maturity. Investments may only be made through specified dealers and institutions. Payment for investments may be made only upon delivery of the securities representing the investments to the Treasurer or qualified trustee or, if the securities are not represented by a certificate, upon receipt of confirmation of transfer from the custodian.

A. Cash on Hand

At fiscal year end, the District had \$35 in undeposited cash on hand which is included on the financial statements of the District as part of "equity in pooled cash and investments".

B. Cash and Investments with Escrow Agent

At June 30, 2023, the School District had \$3,978,989 in cash and investments in an escrow account held for future repayment of the 2011 HB 264 Qualified School Construction Bonds. The School District makes annual sinking fund deposits into the account. The amount is comprised of cash of \$3,322,764 and negotiable certificates of deposit of \$656,225. The investments in negotiable certificates of deposit are valued using quoted prices in markets that are not considered to be active, dealer quotations or alternative pricing sources for similar assets or liabilities for which all significant inputs are observable, either directly or indirectly (Level 2 inputs). These amounts are not included in "deposits with financial institutions" below.

C. Cash and Investments with Fiscal Agent

At June 30, 2023, the School District had \$316,242 in cash and investments with the Stark County Foundation for stadium maintenance and scholarships. These amounts are not included in "deposits with financial institutions" below.

D. Deposits with Financial Institutions

At June 30, 2023, the carrying amount of all School District deposits was \$2,880,030 and the bank balance of all School District deposits was \$3,010,546. Of the bank balance, \$250,000 was covered by the FDIC and \$2,760,546 was covered by the Ohio Pooled Collateral System.

**PERRY LOCAL SCHOOL DISTRICT
STARK COUNTY, OHIO**

NOTES TO THE BASIC FINANCIAL STATEMENTS
FOR THE FISCAL YEAR ENDED JUNE 30, 2023

NOTE 4 - DEPOSITS AND INVESTMENTS - (Continued)

Custodial credit risk is the risk that, in the event of bank failure, the School District will not be able to recover deposits or collateral securities that are in the possession of an outside party. The School District has no deposit policy for custodial credit risk beyond the requirements of State statute. Ohio law requires that deposits either be insured or protected by (1) eligible securities pledged to the School District and deposited with a qualified trustee by the financial institution as security for repayment whose fair value at all times shall be at least 105 percent of the deposits being secured, or (2) participation in the Ohio Pooled Collateral System (OPCS), a collateral pool of eligible securities deposited with a qualified trustee and pledged to the Treasurer of State to secure the repayment of all public monies deposited in the financial institution. OPCS requires the total fair value of the securities pledged to be 102 percent of the deposits being secured or a reduced rate set by the Treasurer of State. Although all statutory requirements for the deposit of money had been followed, noncompliance with Federal requirements could potentially subject the School District to a successful claim by the FDIC.

E. Investments

As of June 30, 2023, the School District had the following investments and maturities:

Measurement/ <u>Investment type</u>	Measurement <u>Value</u>	Investment Maturities				
		6 months or <u>less</u>	7 to 12 <u>months</u>	13 to 18 <u>months</u>	19 to 24 <u>months</u>	Greater than <u>24 months</u>
<i>Fair Value:</i>						
Commercial paper	\$ 3,846,862	\$ 3,846,862	\$ -	\$ -	\$ -	\$ -
FAMC	478,278	249,753	-	-	-	228,525
FFCB	2,420,215	787,593	1,242,213	-	390,409	-
FHLB	2,134,629	-	475,470	-	528,764	1,130,395
FHLMC	1,118,971	727,933	-	-	391,038	-
FNMA	3,724,338	3,496,850	-	-	-	227,488
U.S. Treasury notes	23,425,945	13,792,826	4,209,373	1,347,749	1,305,608	2,770,389
U.S. Government money market	8,114,656	8,114,656	-	-	-	-
<i>Amortized Cost:</i>						
STAR Ohio	41,519,698	41,519,698	-	-	-	-
Total	<u>\$ 86,783,592</u>	<u>\$ 72,536,171</u>	<u>\$ 5,927,056</u>	<u>\$ 1,347,749</u>	<u>\$ 2,615,819</u>	<u>\$ 4,356,797</u>

The weighted average of maturity of investments is 0.30 years.

The School District's investments in U.S. Government money market mutual funds are valued using quoted market prices in active markets (Level 1 inputs). The School District's investments in federal agency securities (FAMC, FFCB, FHLB, FHLMC, FNMA), U.S. Treasury bonds, U.S. Treasury notes and commercial paper and are valued using quoted prices in markets that are not considered to be active, dealer quotations or alternative pricing sources for similar assets or liabilities for which all significant inputs are observable, either directly or indirectly (Level 2 inputs).

Interest Rate Risk: As a means of limiting its exposure to fair value losses arising from rising interest rates and according to State law, the School District's investment policy limits investment portfolio maturities to five years or less.

Credit Risk: The School District's investments in commercial paper were rated A-1 by Standard & Poor's. The School District's investments in federal agency securities, U.S. Treasury bonds and U.S. Treasury notes were rated AA+ and Aaa by Standard & Poor's and Moody's Investor Services, respectively. Standard & Poor's has assigned the U.S. Government money market and STAR Ohio an AAAM money market rating. Ohio Law requires that STAR Ohio and the U.S. Government money market maintain the highest rating provided by at least one nationally recognized standard rating service. The School District's investment policy does not specifically address credit risk beyond the adherence to all relevant sections of the Ohio Revised Code.

**PERRY LOCAL SCHOOL DISTRICT
STARK COUNTY, OHIO**

NOTES TO THE BASIC FINANCIAL STATEMENTS
FOR THE FISCAL YEAR ENDED JUNE 30, 2023

NOTE 4 - DEPOSITS AND INVESTMENTS - (Continued)

Custodial Credit Risk: For an investment, custodial credit risk is the risk that, in the event of the failure of the counterparty, the School District will not be able to recover the value of its investments or collateral securities that are in the possession of an outside party. The federal agency securities are exposed to custodial credit risk in that they are uninsured, unregistered and held by the counterparty's trust department or agent, but not in the School District's name. The School District has no investment policy dealing with investment custodial risk beyond the requirement in State statute that prohibits payment for investments prior to the delivery of the securities representing such investments to the Treasurer or qualified trustee.

Concentration of Credit Risk: The School District places no limit on the amount that may be invested in any one issuer. The following table includes the percentage of each investment type held by the School District at June 30, 2023:

<u>Measurement/ Investment type</u>	<u>Measurement Value</u>	<u>% of Total</u>
<i>Fair Value:</i>		
Commercial paper	\$ 3,846,862	4.43%
FAMC	478,278	0.55%
FFCB	2,420,215	2.79%
FHLB	2,134,629	2.46%
FHLMC	1,118,971	1.29%
FNMA	3,724,338	4.29%
U.S. Treasury notes	23,425,945	26.99%
U.S. Government money market	8,114,656	9.35%
<i>Amortized Cost:</i>		
STAR Ohio	<u>41,519,698</u>	<u>47.85%</u>
Total	<u>\$ 86,783,592</u>	<u>100.00%</u>

F. Reconciliation of Cash and Investments to the Statement of Net Position

The following is a reconciliation of cash and investments as reported in the note above to cash and investments as reported on the statement of net position as of June 30, 2023:

<u>Cash and investments per note</u>	
Carrying amount of deposits	\$ 2,880,030
Investments	86,783,592
Cash and investments with escrow agent	3,978,989
Cash and investments with fiscal agent	316,242
Cash on hand	<u>35</u>
Total	<u>\$ 93,958,888</u>
 <u>Cash and investments per statement of net position</u>	
Governmental activities	<u>\$ 93,958,888</u>

**PERRY LOCAL SCHOOL DISTRICT
STARK COUNTY, OHIO**

NOTES TO THE BASIC FINANCIAL STATEMENTS
FOR THE FISCAL YEAR ENDED JUNE 30, 2023

NOTE 5 - INTERFUND TRANSACTIONS

- A. Interfund transfers for the year ended June 30, 2023, consisted of the following, as reported on the fund financial statements:

<u>Transfers from a nonmajor governmental fund to:</u>	<u>Amount</u>
Nonmajor governmental fund	<u>\$ 1,166,848</u>

Transfers are used to (1) move revenues from the fund that statute or budget requires to collect them to the fund that statute or budget requires to expend them, and (2) use unrestricted revenues collected in the general fund to finance various programs accounted for in other funds in accordance with budgetary authorizations. The transfer of \$1,166,848 from the permanent improvement fund (a nonmajor governmental fund) to the bond retirement fund (a nonmajor governmental fund) was for debt service payments on the certificates of participation (COPs).

Interfund transfers between governmental funds are eliminated for reporting in the statement of activities.

All transfers made during fiscal year 2023 were made in accordance with Ohio Revised Code Sections 5704.14, 5705.15 and 5705.16.

- B. Interfund loans receivable/payable consisted of the following at June 30, 2023, as reported on the fund statement:

<u>Receivable fund</u>	<u>Payable fund</u>	<u>Amount</u>
General fund	Nonmajor governmental fund	<u>\$ 50,211</u>

The primary purpose of the interfund balances is to cover costs in specific funds where revenues were not received by June 30. These interfund balances will be repaid once the anticipated revenues are received.

Interfund balances between governmental funds are eliminated on the government-wide statements.

NOTE 6 - PROPERTY TAXES

Property taxes are levied and assessed on a calendar year basis while the School District fiscal year runs from July through June. First half tax collections are received by the School District in the second half of the fiscal year. Second half tax distributions occur in the first half of the following fiscal year.

Property taxes include amounts levied against all real property and public utility property. Real property tax revenues received in calendar year 2023 represent the collection of calendar year 2022 taxes. Real property taxes received in calendar year 2023 were levied after April 1, 2022, on the assessed values as of January 1, 2022, the lien date. Assessed values for real property taxes are established by State statute at 35 percent of appraised fair value. Real property taxes are payable annually or semiannually. If paid annually, payment is due December 31; if paid semiannually, the first payment is due December 31, with the remainder payable by June 20. Under certain circumstances, State statute permits alternate payment dates to be established.

Public utility property tax revenues received in calendar year 2023 represent the collection of calendar year 2022 taxes. Public utility real and personal property taxes received in calendar year 2023 became a lien on December 31, 2021, were levied after April 1, 2022, and are collected with real property taxes. Public utility real property is assessed at 35 percent of true value; public utility tangible personal property is currently assessed at varying percentages of true value.

**PERRY LOCAL SCHOOL DISTRICT
STARK COUNTY, OHIO**

NOTES TO THE BASIC FINANCIAL STATEMENTS
FOR THE FISCAL YEAR ENDED JUNE 30, 2023

NOTE 6 - PROPERTY TAXES - (Continued)

The School District receives property taxes from Stark County. The County Auditor periodically advances to the School District its portion of the taxes collected. Second-half real property tax payments collected by the County by June 30, 2023, are available to finance fiscal year 2023 operations. The amount available as an advance at June 30, 2023 was \$479,405 in the general fund, \$44,238 in the bond retirement fund (a nonmajor governmental fund) and \$44,620 in the permanent improvement fund (a nonmajor governmental fund). This amount is recorded as revenue. The amount available for advance at June 30, 2022 was \$439,693 in the general fund, \$86,230 in the bond retirement fund (a nonmajor governmental fund) and \$40,713 in the permanent improvement fund (a nonmajor governmental fund). The amount of second-half real property taxes available for advance at fiscal year-end can vary based on the date the tax bills are sent.

Accrued property taxes receivable includes real property, public utility property and delinquent tangible personal property taxes which are measurable as of June 30, 2023 and for which there is an enforceable legal claim. Although total property tax collections for the next fiscal year are measurable, only the amount of real property taxes available as an advance at June 30 was levied to finance current fiscal year operations and is reported as revenue at fiscal year-end. The portion of the receivable not levied to finance current fiscal year operations is offset by a credit to deferred inflows of resources.

On the accrual basis of accounting, collectible delinquent property taxes have been recorded as a receivable and revenue, while on a modified accrual basis of accounting the revenue has been reported as a deferred inflow of resources.

The assessed values upon which the fiscal year 2023 taxes were collected are:

	2022 Second Half Collections		2023 First Half Collections	
	<u>Amount</u>	<u>Percent</u>	<u>Amount</u>	<u>Percent</u>
Agricultural/residential and other real estate	\$ 789,734,820	93.61	\$ 795,030,590	93.61
Public utility personal	<u>53,884,300</u>	<u>6.39</u>	<u>54,281,680</u>	<u>6.39</u>
Total	<u>\$ 843,619,120</u>	<u>100.00</u>	<u>\$ 849,312,270</u>	<u>100.00</u>
Tax rate per \$1,000 of assessed valuation	\$ 53.00		\$ 49.80	

NOTE 7 - RECEIVABLES

Receivables at June 30, 2023, consisted of property taxes, accounts, accrued interest and intergovernmental grants. All receivables are considered collectible in full due to the ability to foreclose for the nonpayment of taxes, the stable condition of the State programs, and the current fiscal year guarantee of Federal funds.

Governmental activities:

Property taxes	\$ 29,132,962
Accounts	76,488
Accrued interest	69,734
Intergovernmental	308,209
Accrued interest - escrow agent	<u>2,941</u>
Total	<u>\$ 29,590,334</u>

**PERRY LOCAL SCHOOL DISTRICT
STARK COUNTY, OHIO**

NOTES TO THE BASIC FINANCIAL STATEMENTS
FOR THE FISCAL YEAR ENDED JUNE 30, 2023

NOTE 8 - CAPITAL ASSETS

Capital asset activity for the fiscal ended June 30, 2023, was as follows. Amounts at June 30, 2022 between asset classes have been reclassified due to the implementation of a new capital asset inventory system by the School District. This change did not have an impact on the beginning net capital assets.

	Balance			Balance
	<u>June 30, 2022</u>	<u>Additions</u>	<u>Disposals</u>	<u>June 30, 2023</u>
<i>Capital assets, not being depreciated/amortized:</i>				
Land	\$ 1,351,979	\$ 39,463	\$ -	\$ 1,391,442
Construction in progress	<u>4,131,892</u>	<u>23,285,812</u>	<u>-</u>	<u>27,417,704</u>
Total capital assets, not being depreciated/amortized	<u>5,483,871</u>	<u>23,325,275</u>	<u>-</u>	<u>28,809,146</u>
<i>Capital assets, being depreciated/amortized:</i>				
Land improvements	3,146,025	26,408	-	3,172,433
Buildings and improvements	46,820,537	35,273	(78,706)	46,777,104
Furniture, equipment and vehicles	9,202,268	541,261	(205,072)	9,538,457
Intangible right to use assets:				
Lease equipment	791,689	-	-	791,689
SBITAs	<u>-</u>	<u>792,354</u>	<u>-</u>	<u>792,354</u>
Total capital assets, being depreciated/amortized	<u>59,960,519</u>	<u>1,395,296</u>	<u>(283,778)</u>	<u>61,072,037</u>
<i>Less: accumulated depreciation/amortization:</i>				
Land improvements	(1,783,256)	(115,967)	-	(1,899,223)
Buildings and improvements	(19,997,415)	(668,618)	76,083	(20,589,950)
Furniture, equipment and vehicles	(5,363,658)	(504,673)	205,072	(5,663,259)
Intangible right to use assets:				
Lease equipment	(235,962)	(158,338)	-	(394,300)
SBITAs	<u>-</u>	<u>(186,995)</u>	<u>-</u>	<u>(186,995)</u>
Total accumulated depreciation/amortization	<u>(27,380,291)</u>	<u>(1,634,591)</u>	<u>281,155</u>	<u>(28,733,727)</u>
Governmental activities capital assets, net	<u>\$ 38,064,099</u>	<u>\$ 23,085,980</u>	<u>\$ (2,623)</u>	<u>\$ 61,147,456</u>

**PERRY LOCAL SCHOOL DISTRICT
STARK COUNTY, OHIO**

NOTES TO THE BASIC FINANCIAL STATEMENTS
FOR THE FISCAL YEAR ENDED JUNE 30, 2023

NOTE 8 - CAPITAL ASSETS - (Continued)

Depreciation/amortization expense was charged to governmental functions as follows:

<u>Instruction:</u>	
Regular	\$ 537,819
Special	112,207
Vocational	59,298
Other	1,442
<u>Support services:</u>	
Pupil	69,622
Instructional staff	16,628
Board of education	3,015
Administration	56,242
Fiscal	16,304
Business	3,688
Operations and maintenance	258,628
Pupil transportation	279,212
Central	47,047
<u>Operation of non-instructional services:</u>	
Food service operations	64,536
Other non-instructional services	22,946
Extracurricular activities	85,957
Total depreciation/amortization expense	<u>\$ 1,634,591</u>

NOTE 9 - RISK MANAGEMENT

A. General Insurance

The School District is exposed to various risks of loss related to torts, theft of, damage to, and destruction of assets, errors and omissions, injuries to employees and natural disasters. The School District has a comprehensive property and casualty policy with a deductible of \$5,000 and \$500 per incident on property and equipment, respectfully, with a 100 percent blanket, all risk policy for property coverage. The School District's vehicle insurance policy limit is \$1,000,000 single occurrence limited liability. All board members, administrators, and employees are covered under a school district liability policy. Additionally, the School District carries a \$10,000,000 blanket umbrella policy. The limits of this coverage are \$10,000,000 per occurrence and \$10,000,000 in aggregate, with no deductible. Settlements have not exceeded coverage in any of the last three fiscal years. There has not been a significant reduction in coverage from the prior year.

The Treasurer is covered under a surety bond in the amount of \$50,000.

**PERRY LOCAL SCHOOL DISTRICT
STARK COUNTY, OHIO**

NOTES TO THE BASIC FINANCIAL STATEMENTS
FOR THE FISCAL YEAR ENDED JUNE 30, 2023

NOTE 9 - RISK MANAGEMENT - (Continued)

B. Workers' Compensation

The School District participates in the CompManagement Workers Compensation Group Rating Plan ("the Plan"), an insurance purchasing pool (Note 15.B). The intent of the Plan is to achieve the benefit of a reduced premium for the School District by virtue of its grouping and representation with other participants in the group. The worker's compensation experience of the participating school districts is calculated as one experience and a common premium rate is applied to all school districts in the group. Each participant pays its worker's compensation premium to the State Bureau of Workers' Compensation based on the rate for the group rather than its individual rate. Total savings are then calculated and each participant's individual performance is compared to the overall savings of the group. A participant will then either receive money from or be required to contribute to the "Equity Pooling Fund." This "equity pooling" arrangement insures that each participant shares equally in the overall performance of the group. Participation in the Plan is limited to school districts that can meet the Plan selection criteria. The firm of CompManagement provides administrative, cost control and actuarial services to the group.

C. Employee Health Benefits

The School District participates in the Stark County Schools Council of Governments Health Benefits Program ("the Council"), a shared risk pool (Note 15.A) to provide employee medical/surgical benefits. The Council is a risk sharing pool created pursuant to State statute for the purpose of carrying out a cooperative program for the provision and administration of health care benefits. The Assembly is the legislative decision-making body of the Council. The Assembly is comprised of the superintendents or executive officers of the members, who have been appointed by the respective governing body of each member.

The intent of the insurance pool is to achieve a reduced, stable and competitive rate for the School District by grouping with other members of the Health Benefits Program. The experience of all participating districts is calculated as one and a common premium rate is applied to all member districts.

Rates are set through an annual calculation process. The School District pays a monthly contribution which is placed in a common fund from which claim payments are made for all participating districts. The employees share the cost of the monthly premium with the Board. For fiscal year 2023, the School District's monthly medical premium for family coverage was \$2,151.62 and \$885.72 for single coverage and \$230.56 and \$93.46 for dental, respectively. Full-time employees pay twenty percent of the premium while part-time employees pay fifty percent of the premium.

Claims are paid for all participants regardless of claims flow. Upon termination, all School District claims would be paid without regard to the School District's account balance. The Stark County Schools Council of Government Board of Directors has the right to return monies to an exiting school district subsequent to the settlement of all expenses and claims.

**PERRY LOCAL SCHOOL DISTRICT
STARK COUNTY, OHIO**

NOTES TO THE BASIC FINANCIAL STATEMENTS
FOR THE FISCAL YEAR ENDED JUNE 30, 2023

NOTE 10 - OTHER EMPLOYEE BENEFITS

A. Compensated Absences

The criteria for determining vacation, sick leave benefits and early retirement incentive are derived from negotiated agreements and State laws. Classified employees earn 5 - 25 days of vacation per year, depending upon length of service and hours worked. Teachers do not earn vacation time. Administrators employed to work 260 days per year can earn 15 - 25 days of vacation annually. Accumulated unused vacation time is paid to classified employees and administrators upon termination of employment.

Teachers, administrators, and classified employees earn sick leave at the rate of 1-1/4 days per month. Sick leave may be accumulated to a maximum of 340 days. Upon retirement, employees receive payment for 30 percent of the total sick leave accumulation, not to exceed 85 days for certificated and classified personnel in fiscal year 2023.

B. Life Insurance

The School District provided life insurance and accidental death and dismemberment insurance to all employees through the Stark County Schools Council of Governments Health Benefits Program. Coverage ranges from \$35,000 to \$65,000 depending on the daily hours worked by the employee.

NOTE 11- DEFINED BENEFIT PENSION PLANS

The Statewide retirement systems provide both pension benefits and other postemployment benefits (OPEB).

Net Pension Liability/Net OPEB Liability/Asset

The net pension liability and the net OPEB liability/asset reported on the statement of net position represents a liability or asset to employees for pensions and OPEB, respectively.

Pensions and OPEB are a component of exchange transactions—between an employer and its employees—of salaries and benefits for employee services. Pensions/OPEB are provided to an employee—on a deferred-payment basis—as part of the total compensation package offered by an employer for employee services each financial period. The obligation to sacrifice resources for pensions is a present obligation because it was created as a result of employment exchanges that already have occurred.

The net pension/OPEB liability (asset) represent the School District's proportionate share of each pension/OPEB plan's collective actuarial present value of projected benefit payments attributable to past periods of service, net of each pension/OPEB plan's fiduciary net position. The net pension/OPEB liability (asset) calculation is dependent on critical long-term variables, including estimated average life expectancies, earnings on investments, cost of living adjustments and others. While these estimates use the best information available, unknowable future events require adjusting these estimates annually.

The Ohio Revised Code limits the School District's obligation for this liability to annually required payments. The School District cannot control benefit terms or the manner in which pensions/OPEB are financed; however, the School District does receive the benefit of employees' services in exchange for compensation including pension and OPEB.

**PERRY LOCAL SCHOOL DISTRICT
STARK COUNTY, OHIO**

NOTES TO THE BASIC FINANCIAL STATEMENTS
FOR THE FISCAL YEAR ENDED JUNE 30, 2023

NOTE 11 - DEFINED BENEFIT PENSION PLANS - (Continued)

GASB 68/75 assumes the liability is solely the obligation of the employer, because (1) they benefit from employee services; and (2) State statute requires funding to come from these employers. All pension contributions to date have come solely from these employers (which also includes pension costs paid in the form of withholdings from employees). The retirement systems may allocate a portion of the employer contributions to provide for these OPEB benefits. In addition, health care plan enrollees pay a portion of the health care costs in the form of a monthly premium. State statute requires the retirement systems to amortize unfunded pension liabilities within 30 years. If the pension amortization period exceeds 30 years, each retirement system’s board must propose corrective action to the State legislature. Any resulting legislative change to benefits or funding could significantly affect the net pension/OPEB liability (asset). Resulting adjustments to the net pension/OPEB liability (asset) would be effective when the changes are legally enforceable. The Ohio Revised Code permits, but does not require, the retirement systems to provide healthcare to eligible benefit recipients.

The remainder of this note includes the required pension disclosures. See Note 12 for the required OPEB disclosures.

The proportionate share of each plan’s unfunded benefits is presented as a long-term *net pension/OPEB liability (asset)* on the accrual basis of accounting. Any liability for the contractually required pension contribution outstanding at the end of the year is included in pension and postemployment benefits payable on both the accrual and modified accrual bases of accounting.

Plan Description - School Employees Retirement System (SERS)

Plan Description - The School District’s non-teaching employees participate in SERS, a cost-sharing multiple-employer defined benefit pension plan administered by SERS. SERS provides retirement, disability and survivor benefits, annual cost-of-living adjustments, and death benefits to plan members and beneficiaries. Authority to establish and amend benefits is provided by Ohio Revised Code Chapter 3309. SERS issues a publicly available, stand-alone financial report that includes financial statements, required supplementary information and detailed information about SERS’ fiduciary net position. That report can be obtained by visiting the SERS website at www.ohsers.org under Employers/Audit Resources.

Age and service requirements for retirement are as follows:

	Eligible to Retire on or before August 1, 2017 *	Eligible to Retire after August 1, 2017
Full benefits	Any age with 30 years of service credit	Age 67 with 10 years of service credit; or Age 57 with 30 years of service credit
Actuarially reduced benefits	Age 60 with 5 years of service credit; or Age 55 with 25 years of service credit	Age 62 with 10 years of service credit; or Age 60 with 25 years of service credit

* Members with 25 years of service credit as of August 1, 2017 will be included in this plan.

Annual retirement benefits are calculated based on final average salary multiplied by a percentage that varies based on years of service; 2.2% for the first thirty years of service and 2.5% for years of service credit over 30. Final average salary is the average of the highest three years of salary.

**PERRY LOCAL SCHOOL DISTRICT
STARK COUNTY, OHIO**

NOTES TO THE BASIC FINANCIAL STATEMENTS
FOR THE FISCAL YEAR ENDED JUNE 30, 2023

NOTE 11 - DEFINED BENEFIT PENSION PLANS - (Continued)

An individual whose benefit effective date is before April 1, 2018, is eligible for a cost-of-living adjustment (COLA) on the first anniversary date of the benefit. Beginning April 1, 2018, new benefit recipients must wait until the fourth anniversary of their benefit for COLA eligibility. The COLA is added each year to the base benefit amount on the anniversary date of the benefit. A three-year COLA suspension was in effect for all benefit recipients for the years 2018, 2019, and 2020. Upon resumption of the COLA, it will be indexed to the percentage increase in the CPI-W, not to exceed 2.5% and with a floor of 0%. In 2022, the Board of Trustees approved a 2.5% cost-of-living adjustment (COLA) for eligible retirees and beneficiaries in 2023.

Funding Policy - Plan members are required to contribute 10.00% of their annual covered salary and the School District is required to contribute 14.00% of annual covered payroll. The contribution requirements of plan members and employers are established and may be amended by the SERS' Retirement Board up to statutory maximum amounts of 10.00% for plan members and 14.00% for employers. The Retirement Board, acting with the advice of the actuary, allocates the employer contribution rate among four of the System's funds (Pension Trust Fund, Death Benefit Fund, Medicare B Fund, and Health Care Fund). For the fiscal year ended June 30, 2023, the allocation to pension, death benefits, and Medicare B was 14.00%. For fiscal year 2023, the Retirement Board did not allocate any employer contribution to the Health Care Fund.

The School District's contractually required contribution to SERS was \$1,248,012 for fiscal year 2023. Of this amount, \$170,685 is reported as pension and postemployment benefits payable.

Plan Description - State Teachers Retirement System (STRS)

Plan Description - Licensed teachers participate in STRS, a cost-sharing multiple-employer public employee retirement system administered by STRS. STRS provides retirement and disability benefits to members and death and survivor benefits to beneficiaries. STRS issues a stand-alone financial report that includes financial statements, required supplementary information and detailed information about STRS' fiduciary net position. That report can be obtained by writing to STRS, 275 E. Broad St., Columbus, OH 43215-3771, by calling (888) 227-7877, or by visiting the STRS website at www.strsoh.org.

New members have a choice of three retirement plans: a Defined Benefit (DB) Plan, a Defined Contribution (DC) Plan and a Combined (CO) Plan. Benefits are established by Ohio Revised Code Chapter 3307.

The DB plan offers an annual retirement allowance based on final average salary multiplied by a percentage that varies based on years of service. Effective August 1, 2015, the calculation is 2.20% of final average salary for the five highest years of earnings multiplied by all years of service. Eligibility changes will be phased in until August 1, 2023, when retirement eligibility for unreduced benefits will be five years of service credit and age 65, or 35 years of service credit and at least age 60.

Eligibility changes for DB Plan members who retire with actuarially reduced benefits will be phased in until August 1, 2023 when retirement eligibility will be five years of qualifying service credit and age 60, or 30 years of service credit regardless of age.

The DC Plan allows members to place all of their member contributions and 9.53% of the 14% employer contributions into an investment account. The member determines how to allocate the member and employer money among various investment choices offered by STRS Ohio. The remaining 4.47% of the 14% employer rate is allocated to the defined benefit unfunded liability. A member is eligible to receive a retirement benefit at age 50 and termination of employment. The member may elect to receive a lifetime monthly annuity or a lump sum withdrawal.

**PERRY LOCAL SCHOOL DISTRICT
STARK COUNTY, OHIO**

NOTES TO THE BASIC FINANCIAL STATEMENTS
FOR THE FISCAL YEAR ENDED JUNE 30, 2023

NOTE 11 - DEFINED BENEFIT PENSION PLANS - (Continued)

The Combined Plan offers features of both the DB Plan and the DC Plan. In the Combined Plan, 12% of the 14% member rate goes to the DC Plan and the remaining 2% is applied to the DB Plan. Member contributions to the DC Plan are allocated among investment choices by the member, and contributions to the DB Plan from the employer and the member are used to fund the defined benefit payment at a reduced level from the regular DB Plan. The defined benefit portion of the Combined Plan payment is payable to a member on or after age 60 with five years of service. The defined contribution portion of the account may be taken as a lump sum payment or converted to a lifetime monthly annuity after termination of employment at age 50 and after termination of employment.

New members who choose the DC Plan or Combined Plan will have another opportunity to reselect a permanent plan during their fifth year of membership. Members may remain in the same plan or transfer to another STRS plan. The optional annuitization of a member's defined contribution account or the defined contribution portion of a member's Combined Plan account to a lifetime benefit results in STRS bearing the risk of investment gain or loss on the account. STRS has therefore included all three plan options as one defined benefit plan for GASB 68 reporting purposes.

A DB or Combined Plan member with five or more years of credited service, who is determined to be disabled, may qualify for a disability benefit. New members, on or after July 1, 2013, must have at least ten years of qualifying service credit to apply for disability benefits. Members in the DC Plan who become disabled are entitled only to their account balance. Eligible survivors of members who die before service retirement may qualify for monthly benefits. If a member of the DC Plan dies before retirement benefits begin, the member's designated beneficiary is entitled to receive the member's account balance.

Funding Policy - Employer and member contribution rates are established by the State Teachers Retirement Board and limited by Chapter 3307 of the Ohio Revised Code. The fiscal year 2023 employer and employee contribution rate of 14% was equal to the statutory maximum rates. For fiscal year 2023, the full employer contribution was allocated to pension.

The School District's contractually required contribution to STRS was \$3,646,391 for fiscal year 2023. Of this amount, \$601,064 is reported as pension and postemployment benefits payable.

Pension Liabilities, Pension Expense, and Deferred Outflows of Resources and Deferred Inflows of Resources Related to Pensions

The net pension liability was measured as of June 30, 2022, and the total pension liability used to calculate the net pension liability was determined by an actuarial valuation as of that date. The School District's proportion of the net pension liability was based on the School District's share of contributions to the pension plan relative to the contributions of all participating entities.

**PERRY LOCAL SCHOOL DISTRICT
STARK COUNTY, OHIO**

NOTES TO THE BASIC FINANCIAL STATEMENTS
FOR THE FISCAL YEAR ENDED JUNE 30, 2023

NOTE 11 - DEFINED BENEFIT PENSION PLANS - (Continued)

Following is information related to the proportionate share and pension expense:

	<u>SERS</u>	<u>STRS</u>	<u>Total</u>
Proportion of the net pension liability prior measurement date	0.226070800%	0.209314367%	
Proportion of the net pension liability current measurement date	<u>0.219011300%</u>	<u>0.199710230%</u>	
Change in proportionate share	<u>-0.007059500%</u>	<u>-0.009604137%</u>	
Proportionate share of the net pension liability	\$ 11,845,835	\$ 44,395,836	\$ 56,241,671
Pension expense	\$ 711,254	\$ 4,675,201	\$ 5,386,455

At June 30, 2023, the School District reported deferred outflows of resources and deferred inflows of resources related to pensions from the following sources:

	<u>SERS</u>	<u>STRS</u>	<u>Total</u>
Deferred outflows of resources			
Differences between expected and actual experience	\$ 479,766	\$ 568,324	\$ 1,048,090
Net difference between projected and actual earnings on pension plan investments	-	1,544,875	1,544,875
Changes of assumptions	116,884	5,312,848	5,429,732
Difference between employer contributions and proportionate share of contributions/ change in proportionate share	65,810	276,963	342,773
Contributions subsequent to the measurement date	<u>1,248,012</u>	<u>3,646,391</u>	<u>4,894,403</u>
Total deferred outflows of resources	<u>\$ 1,910,472</u>	<u>\$ 11,349,401</u>	<u>\$ 13,259,873</u>

	<u>SERS</u>	<u>STRS</u>	<u>Total</u>
Deferred inflows of resources			
Differences between expected and actual experience	\$ 77,765	\$ 169,828	\$ 247,593
Net difference between projected and actual earnings on pension plan investments	413,364	-	413,364
Changes of assumptions	-	3,999,047	3,999,047
Difference between employer contributions and proportionate share of contributions/ change in proportionate share	<u>256,940</u>	<u>1,917,200</u>	<u>2,174,140</u>
Total deferred inflows of resources	<u>\$ 748,069</u>	<u>\$ 6,086,075</u>	<u>\$ 6,834,144</u>

\$4,894,403 reported as deferred outflows of resources related to pension resulting from School District contributions subsequent to the measurement date will be recognized as a reduction of the net pension liability in the fiscal year ending June 30, 2024.

**PERRY LOCAL SCHOOL DISTRICT
STARK COUNTY, OHIO**

NOTES TO THE BASIC FINANCIAL STATEMENTS
FOR THE FISCAL YEAR ENDED JUNE 30, 2023

NOTE 11 - DEFINED BENEFIT PENSION PLANS - (Continued)

Other amounts reported as deferred outflows of resources and deferred inflows of resources related to pension will be recognized in pension expense as follows:

	SERS	STRS	Total
Fiscal Year Ending June 30:			
2024	\$ (15,636)	\$ (467,306)	\$ (482,942)
2025	(166,422)	(606,292)	(772,714)
2026	(590,498)	(1,811,925)	(2,402,423)
2027	686,947	4,502,458	5,189,405
Total	\$ (85,609)	\$ 1,616,935	\$ 1,531,326

Actuarial Assumptions - SERS

SERS' total pension liability was determined by their actuaries in accordance with GASB Statement No. 67, as part of their annual actuarial valuation for each defined benefit retirement plan. Actuarial valuations of an ongoing plan involve estimates of the value of reported amounts (e.g., salaries, credited service) and assumptions about the probability of occurrence of events far into the future (e.g., mortality, disabilities, retirements, employment termination). Actuarially determined amounts are subject to continual review and potential modifications, as actual results are compared with past expectations and new estimates are made about the future.

Projections of benefits for financial reporting purposes are based on the substantive plan (the plan as understood by the employers and plan members) and include the types of benefits provided at the time of each valuation and the historical pattern of sharing benefit costs between the employers and plan members to that point. The projection of benefits for financial reporting purposes does not explicitly incorporate the potential effects of legal or contractual funding limitations.

Actuarial calculations reflect a long-term perspective. For a newly hired employee, actuarial calculations will take into account the employee's entire career with the employer and also take into consideration the benefits, if any, paid to the employee after termination of employment until the death of the employee and any applicable contingent annuitant. In many cases actuarial calculations reflect several decades of service with the employer and the payment of benefits after termination.

(THIS SPACE INTENTIONALLY LEFT BLANK)

**PERRY LOCAL SCHOOL DISTRICT
STARK COUNTY, OHIO**

NOTES TO THE BASIC FINANCIAL STATEMENTS
FOR THE FISCAL YEAR ENDED JUNE 30, 2023

NOTE 11 - DEFINED BENEFIT PENSION PLANS - (Continued)

Key methods and assumptions used in calculating the total pension liability in the latest actuarial valuation, prepared as of June 30, 2022, are presented below:

Wage inflation:	
Current measurement date	2.40%
Prior measurement date	2.40%
Future salary increases, including inflation:	
Current measurement date	3.25% to 13.58%
Prior measurement date	3.25% to 13.58%
COLA or ad hoc COLA:	
Current measurement date	2.00%
Prior measurement date	2.00%
Investment rate of return:	
Current measurement date	7.00% net of system expenses
Prior measurement date	7.00% net of system expenses
Discount rate:	
Current measurement date	7.00%
Prior measurement date	7.00%
Actuarial cost method	Entry age normal (level percent of payroll)

In 2022, mortality rates were based on the PUB-2010 General Employee Amount Weight Below Median Healthy Retiree mortality table projected to 2017 with ages set forward 1 year and adjusted 94.20% for males and set forward 2 years and adjusted 81.35% for females. Mortality among disabled members were based upon the PUB-2010 General Disabled Retiree mortality table projected to 2017 with ages set forward 5 years and adjusted 103.3% for males and set forward 3 years and adjusted 106.8% for females. Future improvement in mortality rates is reflected by applying the MP-2020 projection scale generationally.

In the prior measurement date, mortality rates were based on the PUB-2010 General Employee Amount Weight Below Median Healthy Retiree mortality table projected to 2017 with ages set forward 1 year and adjusted 94.20% for males and set forward 2 years and adjusted 81.35% for females. Mortality among disabled members were based upon the PUB-2010 General Disabled Retiree mortality table projected to 2017 with ages set forward 5 years and adjusted 103.3% for males and set forward 3 years and adjusted 106.8% for females. Future improvement in mortality rates is reflected by applying the MP-2020 projection scale generationally.

The most recent experience study was completed for the five-year period ended June 30, 2020.

The long-term return expectation for the Pension Plan Investments has been determined using a building-block approach and assumes a time horizon, as defined in SERS' *Statement of Investment Policy*. A forecasted rate of inflation serves as the baseline for the return expectation. Various real return premiums over the baseline inflation rate have been established for each asset class. The long-term expected nominal rate of return has been determined by calculating a weighted average of the expected real return premiums for each asset class, adding the projected inflation rate, and adding the expected return from rebalancing uncorrelated asset classes.

**PERRY LOCAL SCHOOL DISTRICT
STARK COUNTY, OHIO**

NOTES TO THE BASIC FINANCIAL STATEMENTS
FOR THE FISCAL YEAR ENDED JUNE 30, 2023

NOTE 11 - DEFINED BENEFIT PENSION PLANS - (Continued)

The target allocation and best estimates of arithmetic real rates of return for each major asset class are summarized in the following table:

Asset Class	Target Allocation	Long-Term Expected Real Rate of Return
Cash	2.00 %	(0.45) %
US Equity	24.75	5.37
Non-US Equity Developed	13.50	6.22
Non-US Equity Emerging	6.75	8.22
Fixed Income/Global Bonds	19.00	1.20
Private Equity	11.00	10.05
Real Estate/Real Assets	16.00	4.87
Multi-Asset Strategy	4.00	3.39
Private Debt/Private Credit	3.00	5.38
Total	<u>100.00 %</u>	

Discount Rate - The total pension liability was calculated using the discount rate of 7.00%. The projection of cash flows used to determine the discount rate assumed the contributions from employers and from the members would be computed based on contribution requirements as stipulated by State statute. Projected inflows from investment earnings were calculated using the long-term assumed investment rate of return (7.00%). Based on those assumptions, the plan's fiduciary net position was projected to be available to make all future benefit payments of current plan members. Therefore, the long-term expected rate of return on pension plan investments was applied to all periods of projected benefits to determine the total pension liability.

Sensitivity of the School District's Proportionate Share of the Net Pension Liability to Changes in the Discount Rate

- Net pension liability is sensitive to changes in the discount rate, and to illustrate the potential impact the following table presents the net pension liability calculated using the discount rate of 7.00%, as well as what each plan's net pension liability would be if it were calculated using a discount rate that is one percentage point lower (6.00%), or one percentage point higher (8.00%) than the current rate.

	1% Decrease	Current Discount Rate	1% Increase
School District's proportionate share of the net pension liability	\$ 17,436,503	\$ 11,845,835	\$ 7,135,772

**PERRY LOCAL SCHOOL DISTRICT
STARK COUNTY, OHIO**

NOTES TO THE BASIC FINANCIAL STATEMENTS
FOR THE FISCAL YEAR ENDED JUNE 30, 2023

NOTE 11 - DEFINED BENEFIT PENSION PLANS - (Continued)

Actuarial Assumptions - STRS

Key methods and assumptions used in the latest actuarial valuation, reflecting experience study results used in the June 30, 2022, actuarial valuation are presented below:

	June 30, 2022	June 30, 2021
Inflation	2.50%	2.50%
Projected salary increases	Varies by service from 2.50% to 8.50%	12.50% at age 20 to 2.50% at age 65
Investment rate of return	7.00%, net of investment expenses, including inflation	7.00%, net of investment expenses, including inflation
Discount rate of return	7.00%	7.00%
Payroll increases	3.00%	3.00%
Cost-of-living adjustments (COLA)	0.00%	0.00%

For the June 30, 2022 actuarial valuation, post-retirement mortality rates are based on the Pub-2010 Teachers Healthy Annuitant Mortality Table, adjusted 110% for males, projected forward generationally using mortality improvement scale MP-2020. Pre-retirement mortality rates are based on Pub-2010 Teachers Employee Table adjusted 95% for females, projected forward generationally using mortality improvement scale MP-2020. Post-retirement disabled mortality rates are based on Pub-2010 Teachers Disable Annuitant Table projected forward generationally using mortality improvement scale MP-2020.

For the prior measurement date, post-retirement mortality rates are based on the RP-2014 Annuitant Mortality Tables with 50% of rates through age 69, 70% of rates between ages 70 and 79, 90% of rates between ages 80 and 84, and 100% of rates thereafter, projected forward generationally using mortality improvement scale MP-2016. Pre-retirement mortality rates are based on RP-2014 Employee Mortality Tables, projected forward generationally using mortality improvement scale MP-2016. Post-retirement disabled mortality rates are based on the RP-2014 Disabled Mortality Tables with 90% of rates for males and 100% of rates for females, projected forward generationally using mortality improvement scale MP-2016.

Actuarial assumptions used in the June 30, 2022 valuation are based on the results of an actuarial experience study for the period July 1, 2015 through June 30, 2021. An actuarial experience study is done on a quinquennial basis.

STRS Ohio’s investment consultant develops an estimate range for the investment return assumption based on the target allocation adopted by the Retirement Board. The target allocation and long-term expected rate of return for each major asset class are summarized as follows:

Asset Class	Target Allocation*	Long-Term Expected Real Rate of Return **
Domestic Equity	26.00 %	6.60 %
International Equity	22.00	6.80
Alternatives	19.00	7.38
Fixed Income	22.00	1.75
Real Estate	10.00	5.75
Liquidity Reserves	1.00	1.00
Total	<u>100.00 %</u>	

**PERRY LOCAL SCHOOL DISTRICT
STARK COUNTY, OHIO**

NOTES TO THE BASIC FINANCIAL STATEMENTS
FOR THE FISCAL YEAR ENDED JUNE 30, 2023

NOTE 11 - DEFINED BENEFIT PENSION PLANS - (Continued)

* Target allocation percentage is effective as of July 1, 2022. Target weights were phased in over a 3-month period concluding on October 1, 2022.

**10-Year annualized geometric nominal returns, which include the real rate of return and inflation of 2.25% and is net of investment expenses. Over a 30-year period, STRS Ohio’s investment consultant indicates that the above target allocations should generate a return above the actuarial rate of return, without net value added by management.

Discount Rate - The discount rate used to measure the total pension liability was 7.00% as of June 30, 2022. The projection of cash flows used to determine the discount rate assumes that member and employer contributions will be made at the statutory contribution rates in accordance with the rates described previously. For this purpose, only employer contributions that are intended to fund benefits of current plan members and their beneficiaries are included. Based on those assumptions, STRS Ohio’s fiduciary net position was projected to be available to make all projected future benefit payments to current plan members as of June 30, 2022. Therefore, the long-term expected rate of return on pension plan investments of 7.00% was applied to all periods of projected benefit payments to determine the total pension liability as of June 30, 2022.

Sensitivity of the School District's Proportionate Share of the Net Pension Liability to Changes in the Discount Rate - The following table represents the net pension liability as of June 30, 2022, calculated using the current period discount rate assumption of 7.00%, as well as what the net pension liability would be if it were calculated using a discount rate that is one percentage point lower (6.00%) or one percentage point higher (8.00%) than the current assumption:

	1% Decrease	Current Discount Rate	1% Increase
School District's proportionate share of the net pension liability	\$ 67,065,946	\$ 44,395,836	\$ 25,223,942

Changes Between Measurement Date and Reporting Date - STRS approved a one-time 1.00% cost-of-living adjustment to eligible benefit recipients effective July 1, 2023. It is unknown what effect this change will have on the net pension liability.

NOTE 12 - DEFINED BENEFIT OPEB PLANS

Net OPEB Liability/Asset

See Note 11 for a description of the net OPEB liability (asset).

Plan Description - School Employees Retirement System (SERS)

Health Care Plan Description - The School District contributes to the SERS Health Care Fund, administered by SERS for non-certificated retirees and their beneficiaries. For GASB 75 purposes, this plan is considered a cost-sharing other postemployment benefit (OPEB) plan. SERS’ Health Care Plan provides healthcare benefits to eligible individuals receiving retirement, disability, and survivor benefits, and to their eligible dependents. Members who retire after June 1, 1986, need 10 years of service credit, exclusive of most types of purchased credit, to qualify to participate in SERS’ health care coverage. In addition to age and service retirees, disability benefit recipients and beneficiaries who are receiving monthly benefits due to the death of a member or retiree, are eligible for SERS’ health care coverage. Most retirees and dependents choosing SERS’ health care coverage are over the age of 65 and therefore enrolled in a fully insured Medicare Advantage plan; however, SERS maintains a traditional, self-insured preferred provider organization for its non-Medicare retiree population. For both groups, SERS offers a self-insured prescription drug program. Health care is a benefit that is permitted, not mandated, by statute. The financial report of the Plan is included in the SERS Annual Comprehensive Financial Report which can be obtained on SERS’ website at www.ohsers.org under Employers/Audit Resources.

**PERRY LOCAL SCHOOL DISTRICT
STARK COUNTY, OHIO**

NOTES TO THE BASIC FINANCIAL STATEMENTS
FOR THE FISCAL YEAR ENDED JUNE 30, 2023

NOTE 12 - DEFINED BENEFIT OPEB PLANS - (Continued)

Access to health care for retirees and beneficiaries is permitted in accordance with Section 3309 of the Ohio Revised Code. The Health Care Fund was established and is administered in accordance with Internal Revenue Code Section 105(e). SERS' Retirement Board reserves the right to change or discontinue any health plan or program. Active employee members do not contribute to the Health Care Plan. The SERS Retirement Board established the rules for the premiums paid by the retirees for health care coverage for themselves and their dependents or for their surviving beneficiaries. Premiums vary depending on the plan selected, qualified years of service, Medicare eligibility, and retirement status.

Funding Policy - State statute permits SERS to fund the health care benefits through employer contributions. Each year, after the allocation for statutorily required pensions and benefits, the Retirement Board may allocate the remainder of the employer contribution of 14% of covered payroll to the Health Care Fund in accordance with the funding policy. For the fiscal year ended June 30, 2023, SERS did not allocate any employer contributions to post-employment health care. An additional health care surcharge on employers is collected for employees earning less than an actuarially determined minimum compensation amount, pro-rated if less than a full year of service credit was earned. For fiscal year 2023, this amount was \$25,000. Statutes provide that no employer shall pay a health care surcharge greater than 2% of that employer's SERS-covered payroll; nor may SERS collect in aggregate more than 1.5% of the total statewide SERS-covered payroll for the health care surcharge. For fiscal year 2023, the School District's surcharge obligation was \$163,067.

The surcharge added to the allocated portion of the 14% employer contribution rate is the total amount assigned to the Health Care Fund. The School District's contractually required contribution to SERS was \$163,067 for fiscal year 2023. Of this amount, \$163,067 is reported as pension and postemployment benefits payable.

Plan Description - State Teachers Retirement System (STRS)

Plan Description - The State Teachers Retirement System of Ohio (STRS) administers a cost-sharing Health Plan administered for eligible retirees who participated in the defined benefit or combined pension plans offered by STRS. Ohio law authorizes STRS to offer this plan. Benefits include hospitalization, physicians' fees, prescription drugs and partial reimbursement of monthly Medicare Part B premiums. The Medicare Part B monthly reimbursement elimination date was postponed indefinitely. The Plan is included in the report of STRS which can be obtained by visiting www.strsoh.org or by calling (888) 227-7877.

Funding Policy - Ohio Revised Code Chapter 3307 authorizes STRS to offer the Plan and gives the Retirement Board discretionary authority over how much, if any, of the health care costs will be absorbed by STRS. Active employee members do not contribute to the Health Care Plan. Nearly all health care plan enrollees, for the most recent year, pay a portion of the health care costs in the form of a monthly premium. Under Ohio law, funding for post-employment health care may be deducted from employer contributions, currently 14% of covered payroll. For the fiscal year ended June 30, 2023, STRS did not allocate any employer contributions to post-employment health care.

**PERRY LOCAL SCHOOL DISTRICT
STARK COUNTY, OHIO**

NOTES TO THE BASIC FINANCIAL STATEMENTS
FOR THE FISCAL YEAR ENDED JUNE 30, 2023

NOTE 12 - DEFINED BENEFIT OPEB PLANS - (Continued)

OPEB Liabilities/Assets, OPEB Expense, and Deferred Outflows of Resources and Deferred Inflows of Resources Related to OPEB

The net OPEB liability/asset was measured as of June 30, 2022, and the total OPEB liability/asset used to calculate the net OPEB liability/asset was determined by an actuarial valuation as of that date. The School District's proportion of the net OPEB liability/asset was based on the School District's share of contributions to the respective retirement systems relative to the contributions of all participating entities.

Following is information related to the proportionate share and OPEB expense:

	<u>SERS</u>	<u>STRS</u>	<u>Total</u>
Proportion of the net OPEB liability/asset prior measurement date	0.233276600%	0.209314367%	
Proportion of the net OPEB liability/asset current measurement date	<u>0.224326300%</u>	<u>0.199710230%</u>	
Change in proportionate share	<u>-0.008950300%</u>	<u>-0.009604137%</u>	
Proportionate share of the net OPEB liability	\$ 3,149,565	\$ -	\$ 3,149,565
Proportionate share of the net OPEB asset	\$ -	\$ (5,171,162)	\$ (5,171,162)
OPEB expense	\$ (197,437)	\$ (953,216)	\$ (1,150,653)

At June 30, 2023, the School District reported deferred outflows of resources and deferred inflows of resources related to OPEB from the following sources:

	<u>SERS</u>	<u>STRS</u>	<u>Total</u>
Deferred outflows of resources			
Differences between expected and actual experience	\$ 26,476	\$ 74,965	\$ 101,441
Net difference between projected and actual earnings on OPEB plan investments	16,368	90,019	106,387
Changes of assumptions	500,979	220,271	721,250
Difference between employer contributions and proportionate share of contributions/ change in proportionate share	281,314	43,256	324,570
Contributions subsequent to the measurement date	<u>163,067</u>	<u>-</u>	<u>163,067</u>
Total deferred outflows of resources	<u>\$ 988,204</u>	<u>\$ 428,511</u>	<u>\$ 1,416,715</u>

**PERRY LOCAL SCHOOL DISTRICT
STARK COUNTY, OHIO**

NOTES TO THE BASIC FINANCIAL STATEMENTS
FOR THE FISCAL YEAR ENDED JUNE 30, 2023

NOTE 12 - DEFINED BENEFIT OPEB PLANS - (Continued)

	<u>SERS</u>	<u>STRS</u>	<u>Total</u>
Deferred inflows of resources			
Differences between expected and actual experience	\$ 2,014,693	\$ 776,617	\$ 2,791,310
Changes of assumptions	1,292,920	3,666,861	4,959,781
Difference between employer contributions and proportionate share of contributions/ change in proportionate share	<u>380,191</u>	<u>42,619</u>	<u>422,810</u>
Total deferred inflows of resources	<u>\$ 3,687,804</u>	<u>\$ 4,486,097</u>	<u>\$ 8,173,901</u>

\$163,067 reported as deferred outflows of resources related to OPEB resulting from School District contributions subsequent to the measurement date will be recognized as a reduction of the net OPEB liability/asset in the fiscal year ending June 30, 2024.

Other amounts reported as deferred outflows of resources and deferred inflows of resources related to OPEB will be recognized in OPEB expense as follows:

	<u>SERS</u>	<u>STRS</u>	<u>Total</u>
Fiscal Year Ending June 30:			
2024	\$ (615,738)	\$ (1,207,399)	\$ (1,823,137)
2025	(630,746)	(1,154,585)	(1,785,331)
2026	(545,753)	(555,432)	(1,101,185)
2027	(354,648)	(229,037)	(583,685)
2028	(268,492)	(301,195)	(569,687)
Thereafter	<u>(447,290)</u>	<u>(609,938)</u>	<u>(1,057,228)</u>
Total	<u>\$ (2,862,667)</u>	<u>\$ (4,057,586)</u>	<u>\$ (6,920,253)</u>

Actuarial Assumptions - SERS

The total OPEB liability is determined by SERS' actuaries in accordance with GASB Statement No. 74, as part of their annual actuarial valuation for each retirement plan. Actuarial valuations of an ongoing plan involve estimates of the value of reported amounts (e.g., salaries, credited service) and assumptions about the probability of occurrence of events far into the future (e.g., mortality, disabilities, retirements, employment terminations). Actuarially determined amounts are subject to continual review and potential modifications, as actual results are compared with past expectations and new estimates are made about the future.

Projections of benefits for financial reporting purposes are based on the substantive plan (the plan as understood by the employers and plan members) and include the types of benefits provided at the time of each valuation and the historical pattern of sharing benefit costs between the employers and plan members to that point. The projection of benefits for financial reporting purposes does not explicitly incorporate the potential effects of legal or contractual funding limitations.

**PERRY LOCAL SCHOOL DISTRICT
STARK COUNTY, OHIO**

NOTES TO THE BASIC FINANCIAL STATEMENTS
FOR THE FISCAL YEAR ENDED JUNE 30, 2023

NOTE 12 - DEFINED BENEFIT OPEB PLANS - (Continued)

Actuarial calculations reflect a long-term perspective. For a newly hired employee, actuarial calculations will take into account the employee's entire career with the employer and also take into consideration the benefits, if any, paid to the employee after termination of employment until the death of the employee and any applicable contingent annuitant. In many cases, actuarial calculations reflect several decades of service with the employer and the payment of benefits after termination.

Key methods and assumptions used in calculating the total OPEB liability in the latest actuarial valuation date of June 30, 2022 are presented below:

Wage inflation:	
Current measurement date	2.40%
Prior measurement date	2.40%
Future salary increases, including inflation:	
Current measurement date	3.25% to 13.58%
Prior measurement date	3.25% to 13.58%
Investment rate of return:	
Current measurement date	7.00% net of investment expense, including inflation
Prior measurement date	7.00% net of investment expense, including inflation
Municipal bond index rate:	
Current measurement date	3.69%
Prior measurement date	1.92%
Single equivalent interest rate, net of plan investment expense, including price inflation:	
Current measurement date	4.08%
Prior measurement date	2.27%
Medical trend assumption:	
Current measurement date	7.00 to 4.40%
Prior measurement date	
Medicare	5.125 to 4.400%
Pre-Medicare	6.750 to 4.400%

In 2022, mortality rates were based on the PUB-2010 General Employee Amount Weight Below Median Healthy Retiree mortality table projected to 2017 with ages set forward 1 year and adjusted 94.20% for males and set forward 2 years and adjusted 81.35% for females. Mortality among disabled members were based upon the PUB-2010 General Disabled Retiree mortality table projected to 2017 with ages set forward 5 years and adjusted 103.3% for males and set forward 3 years and adjusted 106.8% for females. Future improvement in mortality rates is reflected by applying the MP-2020 projection scale generationally.

In the prior measurement date, mortality rates were based on the PUB-2010 General Employee Amount Weighted Below Median Healthy Retiree mortality table projected to 2017 with ages set forward 1 year and adjusted 94.20% for males and set forward 2 years and adjusted 81.35% for females. Mortality among disabled members were based upon the PUB-2010 General Disabled Retiree mortality table projected to 2017 with ages set forward 5 years and adjusted 103.3% for males and set forward 3 years and adjusted 106.8% for females. Future improvement in mortality rates is reflected by applying the MP-2020 projection scale generationally.

**PERRY LOCAL SCHOOL DISTRICT
STARK COUNTY, OHIO**

NOTES TO THE BASIC FINANCIAL STATEMENTS
FOR THE FISCAL YEAR ENDED JUNE 30, 2023

NOTE 12 - DEFINED BENEFIT OPEB PLANS - (Continued)

The most recent experience study was completed for the five-year period ended June 30, 2020.

The long-term expected rate of return on plan assets is reviewed as part of the actuarial 5-year experience study. The most recent study covers fiscal years 2016 through 2020, and was adopted by the Board in 2021. Several factors are considered in evaluating the long-term rate of return assumption including long-term historical data, estimates inherent in current market data, and a long-normal distribution analysis in which best-estimate ranges of expected future real rates of return were developed by the investment consultant for each major asset class. These ranges were combined to produce the long-term expected rate of return, 7.00%, by weighting the expected future real rates of return by the target asset allocation percentage and then adding expected inflation. The capital market assumptions developed by the investment consultant are intended for use over a 10-year horizon and may not be useful in setting the long-term rate of return for funding pension plans which covers a longer timeframe. The assumption is intended to be a long-term assumption and is not expected to change absent a significant change in the asset allocation, a change in the inflation assumption, or a fundamental change in the market that alters expected returns in future years.

The target asset allocation and best estimates of arithmetic real rates of return for each major asset class are summarized as follows:

Asset Class	Target Allocation	Long-Term Expected Real Rate of Return
Cash	2.00 %	(0.45) %
US Equity	24.75	5.37
Non-US Equity Developed	13.50	6.22
Non-US Equity Emerging	6.75	8.22
Fixed Income/Global Bonds	19.00	1.20
Private Equity	11.00	10.05
Real Estate/Real Assets	16.00	4.87
Multi-Asset Strategy	4.00	3.39
Private Debt/Private Credit	3.00	5.38
Total	<u>100.00 %</u>	

Discount Rate - The discount rate used to measure the total OPEB liability at June 30, 2022, was 4.08%. The discount rate used to measure total OPEB liability prior to June 30, 2022, was 2.27%. The projection of cash flows used to determine the discount rate assumed that contributions will be made from members and the System at the contribution rate of 1.50% of projected covered payroll each year, which includes a 1.50% payroll surcharge and no contributions from the basic benefits plan. Based on these assumptions, the OPEB plan's fiduciary net position was projected to become insufficient to make all projected future benefit payments of current System members by SERS actuaries. The Municipal Bond Index Rate is used in the determination of the SEIR for both the June 30, 2022 and the June 30, 2021 total OPEB liability. The Municipal Bond Index rate is the single rate that will generate a present value of benefit payments equal to the sum of the present value determined by the long-term expected rate of return, and the present value determined by discounting those benefits after the date of depletion. The Municipal Bond Index Rate is 3.69% at June 30, 2022 and 1.92% at June 30, 2021.

**PERRY LOCAL SCHOOL DISTRICT
STARK COUNTY, OHIO**

NOTES TO THE BASIC FINANCIAL STATEMENTS
FOR THE FISCAL YEAR ENDED JUNE 30, 2023

NOTE 12 - DEFINED BENEFIT OPEB PLANS - (Continued)

Sensitivity of the School District's Proportionate Share of the Net OPEB Liability to Changes in the Discount Rate and Changes in the Health Care Cost Trend Rates - The net OPEB liability is sensitive to changes in the discount rate and the health care cost trend rate. The following table presents the net OPEB liability, what the net OPEB liability would be if it were calculated using a discount rate that is 1 percentage point lower (3.08%) and higher (5.08%) than the current discount rate (4.08%). Also shown is what the net OPEB liability would be based on health care cost trend rates that are 1 percentage point lower (6.00% decreasing to 3.40%) and higher (8.00% decreasing to 5.40%) than the current rate (7.00% decreasing to 4.40%).

	1% Decrease	Current Discount Rate	1% Increase
School District's proportionate share of the net OPEB liability	\$ 3,911,807	\$ 3,149,565	\$ 2,534,228
	1% Decrease	Current Trend Rate	1% Increase
School District's proportionate share of the net OPEB liability	\$ 2,248,880	\$ 3,149,565	\$ 4,090,896

Actuarial Assumptions - STRS

Key methods and assumptions used in the latest actuarial valuation, reflecting experience study results used in the June 30, 2022 actuarial valuation, compared with June 30, 2021 actuarial valuation, are presented below:

	June 30, 2022		June 30, 2021	
Inflation	2.50%		2.50%	
Projected salary increases	Varies by service from 2.50% to 8.50%		12.50% at age 20 to 2.50% at age 65	
Investment rate of return	7.00%, net of investment expenses, including inflation		7.00%, net of investment expenses, including inflation	
Payroll increases	3.00%		3.00%	
Cost-of-living adjustments (COLA)	0.00%		0.00%	
Discount rate of return	7.00%		7.00%	
Blended discount rate of return	N/A		N/A	
Health care cost trends	Initial	Ultimate	Initial	Ultimate
Medical				
Pre-Medicare	7.50%	3.94%	5.00%	4.00%
Medicare	-68.78%	3.94%	-16.18%	4.00%
Prescription Drug				
Pre-Medicare	9.00%	3.94%	6.50%	4.00%
Medicare	-5.47%	3.94%	29.98%	4.00%

Projections of benefits include the historical pattern of sharing benefit costs between the employers and retired plan members.

**PERRY LOCAL SCHOOL DISTRICT
STARK COUNTY, OHIO**

NOTES TO THE BASIC FINANCIAL STATEMENTS
FOR THE FISCAL YEAR ENDED JUNE 30, 2023

NOTE 12 - DEFINED BENEFIT OPEB PLANS - (Continued)

For the June 30, 2022 actuarial valuation, for healthy retirees the post-retirement mortality rates are based on the Pub-2010 Teachers Healthy Annuitant Mortality Table, adjusted 110% for males, projected forward generationally using mortality improvement scale MP-2020; pre-retirement mortality rates are based on Pub-2010 Teachers Employee Table adjusted 95% for females, projected forward generationally using mortality improvement scale MP-2020. For disabled retirees, mortality rates are based on the Pub-2010 Teachers Disabled Annuitant Table projected forward generationally using mortality improvement scale MP-2020.

For the prior measurement date, for healthy retirees the mortality rates are based on the RP-2014 Annuitant Mortality Tables with 50% of rates through age 69, 70% of rates between ages 70 and 79, 90% of rates between ages 80 and 84, and 100% of rates thereafter, projected forward generationally using mortality improvement scale MP-2016. For disabled retirees, mortality rates are based on the RP-2014 Disabled Mortality Tables with 90% of rates for males and 100% of rates for females, projected forward generationally using mortality improvement scale MP-2016.

Actuarial assumptions used in the June 30, 2022 valuation are based on the results of an actuarial experience study for the period July 1, 2015 through June 30, 2021. An actuarial experience study is done on a quinquennial basis.

Assumption Changes Since the Prior Measurement Date - The discount rate remained unchanged at 7.00% for the June 30, 2022 valuation.

Benefit Term Changes Since the Prior Measurement Date - Salary increase rates were updated based on the actuarial experience study for the period July 1, 2015 through June 30, 2021 and were changed from age based to service based.

STRS' investment consultant develops an estimate range for the investment return assumption based on the target allocation adopted by the Retirement Board. The target allocation and long-term expected rate of return for each major asset class are summarized as follows:

Asset Class	Target Allocation*	Long-Term Expected Real Rate of Return **
Domestic Equity	26.00 %	6.60 %
International Equity	22.00	6.80
Alternatives	19.00	7.38
Fixed Income	22.00	1.75
Real Estate	10.00	5.75
Liquidity Reserves	1.00	1.00
Total	<u>100.00 %</u>	

* Target allocation percentage is effective as of July 1, 2022. Target weights were phased in over a 3-month period concluding on October 1, 2022.

**10-Year annualized geometric nominal returns, which include the real rate of return and inflation of 2.25% and is net of investment expenses. Over a 30-year period, STRS Ohio's investment consultant indicates that the above target allocations should generate a return above the actuarial rate of return, without net value added by management.

Discount Rate - The discount rate used to measure the total OPEB liability was 7.00% as of June 30, 2022. The projection of cash flows used to determine the discount rate assumed STRS Ohio continues to allocate no employer contributions to the health care fund. Based on those assumptions, the OPEB plan's fiduciary net position was projected to be available to make all projected future benefit payments to current plan members as of June 30, 2022. Therefore, the long-term expected rate of return on health care fund investments of 7.00% was applied to all periods of projected health care costs to determine the total OPEB liability as of June 30, 2022.

**PERRY LOCAL SCHOOL DISTRICT
STARK COUNTY, OHIO**

NOTES TO THE BASIC FINANCIAL STATEMENTS
FOR THE FISCAL YEAR ENDED JUNE 30, 2023

NOTE 12 - DEFINED BENEFIT OPEB PLANS - (Continued)

Sensitivity of the School District's Proportionate Share of the Net OPEB Asset to Changes in the Discount and Health Care Cost Trend Rate - The following table represents the net OPEB asset as of June 30, 2022, calculated using the current period discount rate assumption of 7.00%, as well as what the net OPEB asset would be if it were calculated using a discount rate that is one percentage point lower (6.00%) or one percentage point higher (8.00%) than the current assumption. Also shown is the net OPEB asset as if it were calculated using health care cost trend rates that are one percentage point lower or one percentage point higher than the current health care cost trend rates.

	1% Decrease	Current Discount Rate	1% Increase
School District's proportionate share of the net OPEB asset	\$ 4,780,604	\$ 5,171,162	\$ 5,505,709

	1% Decrease	Current Trend Rate	1% Increase
School District's proportionate share of the net OPEB asset	\$ 5,363,753	\$ 5,171,162	\$ 4,928,064

NOTE 13 - LONG-TERM OBLIGATIONS

During the fiscal year 2023, the following activity occurred in governmental activities long-term obligations.

	Balance June 30, 2022	Increase	Decrease	Balance June 30, 2023	Amount Due in One Year
Compensated absences	\$ 4,914,401	\$ 672,611	\$ (532,469)	\$ 5,054,543	\$ 475,808
General obligation bonds:					
2011 HB 264					
Qualified school construction bonds	5,185,000	-	-	5,185,000	-
2020 school improvement bonds	55,830,000	-	(2,520,000)	53,310,000	1,030,000
Total general obligation bonds	61,015,000	-	(2,520,000)	58,495,000	1,030,000
2020 certificates of participation	26,465,000	-	(695,000)	25,770,000	555,000
Leases payable	558,876	-	(149,008)	409,868	156,778
Net pension liability	35,104,080	21,137,591	-	56,241,671	-
Net OPEB liability	4,414,951	-	(1,265,386)	3,149,565	-
Total	\$ 132,472,308	\$ 21,810,202	\$ (5,161,863)	149,120,647	\$ 2,217,586
Add: unamortized premium				5,193,763	
Total on statement of net position				\$ 154,314,410	

**PERRY LOCAL SCHOOL DISTRICT
STARK COUNTY, OHIO**

NOTES TO THE BASIC FINANCIAL STATEMENTS
FOR THE FISCAL YEAR ENDED JUNE 30, 2023

NOTE 13 - LONG-TERM OBLIGATIONS - (Continued)

Compensated absences will be primarily paid from the general, food service and auxiliary funds.

Net Pension Liability and Net OPEB Liability/Asset: See Notes 11 and 12 for details. The School District pays obligations related to employee compensation from the fund benefitting from their service.

2011 HB 264 Qualified School Construction Bonds

On February 8, 2011, the School District issued \$5,185,000 in general obligation qualified school construction bonds (“QSCB”) to finance a HB 264 project. The bonds were issued for a fifteen year period with a final maturity at December 1, 2025. The bond issue consisted of serial, term and capital appreciation bonds. The principal and interest requirements will be recorded in the general fund. The School District makes annual payments to a sinking fund to pay the principal balance when due (see Note 4.A). During fiscal year 2023, the School District made \$395,000 in sinking deposits.

The following is a summary of the future debt service requirements to maturity of the 2011 HB 264 Qualified School Construction Bonds and a schedule of the required sinking fund deposits:

Fiscal Year Ending June 30,	Series 2011 Bonds			Annual
	Principal	Interest	Total	Sinking Fund Deposits
2024	\$ -	\$ 292,952	\$ 292,952	\$ 405,000
2025	-	292,952	292,952	410,000
2026	5,185,000	146,476	5,331,476	420,000
Total	\$ 5,185,000	\$ 732,380	\$ 5,917,380	\$ 1,235,000

Annually the School District must pay the entire interest amount and then submit a form for the return of credit payments to issuers of qualified bonds from the Internal Revenue Service. In fiscal year 2023, the School District was reimbursed \$264,564; the net annual interest cost of the bonds to the School District in fiscal year 2023 was \$28,388. Over the term of the bonded debt repayment schedule, the School District will be reimbursed \$4,140,074 of the total \$4,339,766 interest costs.

2020 School Improvement Bonds

On July 28, 2020, the School District issued school improvement bonds in the amount of \$58,350,000 for the purpose of paying the costs of constructing, furnishing, equipping, adding to, renovating, remodeling, rehabilitating, and otherwise improving school district buildings and facilities, and acquiring, clearing, equipping, and otherwise improving real estate for School District purposes. Interest rates on the current interest bonds range from 2.375-4.000% with interest payments due on May 1 and November 1 of each year until final maturity at November 1, 2055. The debt will be retired through the bond retirement fund (a nonmajor governmental fund). At June 30, 2023, there were \$38,336,264 in unspent bond proceeds.

**PERRY LOCAL SCHOOL DISTRICT
STARK COUNTY, OHIO**

NOTES TO THE BASIC FINANCIAL STATEMENTS
FOR THE FISCAL YEAR ENDED JUNE 30, 2023

NOTE 13 - LONG-TERM OBLIGATIONS - (Continued)

Principal and interest requirements to retire the 2020 school improvement bonds outstanding at June 30, 2023 are as follows:

Fiscal Year Ending,	<u>2020 Bonds</u>		
	<u>Principal</u>	<u>Interest</u>	<u>Total</u>
2024	\$ 1,030,000	\$ 1,551,318	\$ 2,581,318
2025	985,000	1,530,943	2,515,943
2026	995,000	1,506,118	2,501,118
2027	1,035,000	1,465,518	2,500,518
2028	1,075,000	1,436,756	2,511,756
2029 - 2033	5,920,000	6,576,469	12,496,469
2034 - 2038	6,990,000	5,511,970	12,501,970
2039 - 2043	8,110,000	4,381,268	12,491,268
2044 - 2048	9,390,000	3,094,447	12,484,447
2049 - 2053	10,645,000	1,825,224	12,470,224
2054 - 2056	<u>7,135,000</u>	<u>325,275</u>	<u>7,460,275</u>
Total	<u>\$ 53,310,000</u>	<u>\$ 29,205,306</u>	<u>\$ 82,515,306</u>

2020 Certificates of Participation (COPs)

On October 1, 2020, the School District issued certificates of participation (COP) in the amount of \$27,365,000 for the purpose of funding the building of new elementary schools in the School District. Interest rates on the current interest bonds range from 2.50-4.00% with interest payments due on June 1 and December 1 of each year until final maturity at December 1, 2050. The debt will be retired through the permanent improvement fund (a nonmajor governmental fund). At June 30, 2023, there were \$19,847,936 in unspent COPs proceeds.

Principal and interest requirements to retire certificates of participation outstanding at June 30, 2023 are as follows:

Fiscal Year Ending,	<u>Certificates of Participation</u>		
	<u>Principal</u>	<u>Interest</u>	<u>Total</u>
2024	\$ 555,000	\$ 780,400	\$ 1,335,400
2025	580,000	757,700	1,337,700
2026	600,000	734,100	1,334,100
2027	625,000	709,600	1,334,600
2028	650,000	684,100	1,334,100
2029 - 2033	3,660,000	3,000,900	6,660,900
2034 - 2038	4,375,000	2,302,875	6,677,875
2039 - 2043	5,065,000	1,596,225	6,661,225
2044 - 2048	5,810,000	851,500	6,661,500
2049 - 2051	<u>3,850,000</u>	<u>140,625</u>	<u>3,990,625</u>
Total	<u>\$ 25,770,000</u>	<u>\$ 11,558,025</u>	<u>\$ 37,328,025</u>

**PERRY LOCAL SCHOOL DISTRICT
STARK COUNTY, OHIO**

NOTES TO THE BASIC FINANCIAL STATEMENTS
FOR THE FISCAL YEAR ENDED JUNE 30, 2023

NOTE 13 - LONG-TERM OBLIGATIONS - (Continued)

Leases Payable - The School District has entered into lease agreements for the use of right to use equipment. Due to the implementation of GASB Statement No. 87, the School District will report an intangible capital asset and corresponding liability for the future scheduled payments under the leases. The lease payments will be paid from the general fund.

The School District has entered into lease agreements for copier equipment and a postage machine at varying years and terms as follows:

<u>Lease</u>	<u>Lease Commencement Date</u>	<u>Years</u>	<u>Lease End Date</u>	<u>Payment Method</u>
Copiers	2020	5	2025	Monthly
Postage machine	2022	5	2027	Monthly

The following is a schedule of future lease payments under the lease agreements:

<u>Fiscal Year</u>	<u>Principal</u>	<u>Interest</u>	<u>Total</u>
2024	\$ 156,778	\$ 17,663	\$ 174,441
2025	164,974	9,467	174,441
2026	86,603	1,720	88,323
2027	1,513	140	1,653
Total	<u>\$ 409,868</u>	<u>\$ 28,990</u>	<u>\$ 438,858</u>

Legal Debt Margin

The Ohio Revised Code provides that voted net general obligation debt of the School District shall never exceed 9% of the total assessed valuation of the School District. The code further provides that unvoted indebtedness shall not exceed 1/10 of 1% of the property valuation of the School District. The code additionally states that unvoted indebtedness related to energy conservation debt shall not exceed 9/10 of 1% of the property valuation of the School District. The assessed valuation used in determining the School District's legal debt margin has been modified by House Bill 530 which became effective March 30, 2006. In accordance with House Bill 530, the assessed valuation used in the School District's legal debt margin calculation excluded tangible personal property used in business, telephone or telegraph property, interexchange telecommunications company property, and personal property owned or leased by a railroad company and used in railroad operations. The effects of these debt limitations at June 30, 2023, are a voted debt margin of \$21,365,956 (including available funds of \$3,422,852) and an unvoted debt margin of \$849,312.

**PERRY LOCAL SCHOOL DISTRICT
STARK COUNTY, OHIO**

NOTES TO THE BASIC FINANCIAL STATEMENTS
FOR THE FISCAL YEAR ENDED JUNE 30, 2023

NOTE 14 - JOINTLY GOVERNED ORGANIZATION

The Stark Portage Area Computer Consortium (SPARCC) is a jointly governed organization among 31 school districts and the Stark County Educational Service Center. The purpose of the organization is to apply modern technology with the aid of computers and other electronic equipment to administrative and instructional functions among member districts. The legislative and advisory body is the assembly which is comprised of the superintendents of the participating schools. The degree of control exercised by any participating district is limited to its representation on the assembly, which appoints the five-member executive board. The executive board exercises total control over the operation of SPARCC including budgeting, appropriating, contracting and designating management. The executive board consists of five superintendents. All revenues are generated from State funding and an annual fee charged to participating districts. The School District paid \$239,817 to SPARCC during the fiscal year 2023. The Stark County Educational Service Center is the fiscal agent of SPARCC. Financial information can be obtained by writing to the Stark County Educational Service Center, 6057 Strip Avenue NW, North Canton, Ohio 44720.

NOTE 15 - PUBLIC ENTITY RISK POOLS

A. Risk Sharing Pool

The Stark County Schools Council of Governments Health Benefits Program is a shared risk pool. The Council is governed by an assembly which consists of one representative from each participant (usually the superintendent or designee). The assembly elects officers for two-year terms to serve as the Board of Directors. The assembly exercises control over the operation of the consortium. All consortium revenues are generated from charges for services received from the participating school districts, based on the established premiums for the insurance plans. Financial information can be obtained by writing to the Stark County Educational Service Center, 6057 Strip Avenue NW, North Canton, Ohio 44720.

B. Insurance Purchasing Pool

The School District participates in the CompManagement Workers' Compensation Group Rating Program (Group), an insurance purchasing pool. The Group's business and affairs are conducted by the CompManagement Corporation. Each year the participating districts pay an enrollment fee to the Group to cover the costs of administering the program.

**PERRY LOCAL SCHOOL DISTRICT
STARK COUNTY, OHIO**

NOTES TO THE BASIC FINANCIAL STATEMENTS
FOR THE FISCAL YEAR ENDED JUNE 30, 2023

NOTE 16 - CONTINGENCIES

A. Grants

The School District received financial assistance from federal and state agencies in the form of grants. The disbursement of funds received under these programs generally requires compliance with terms and conditions specified in the grant agreements and is subject to audit by the grantor agencies. Any disallowed claims resulting from such audits could become a liability of the general fund or other applicable funds. However, in the opinion of management, any such disallowed claims will not have a material effect on the overall financial position of the School District at June 30, 2023.

B. Litigation

The School District was not party to material legal proceedings.

C. Foundation Funding

Foundation funding is based on the annualized full-time equivalent (FTE) enrollment of each student. Traditional districts must comply with minimum hours of instruction, instead of a minimum number of school days each year. The funding formula the Ohio Department of Education (ODE) is legislatively required to follow will continue to adjust as enrollment information is updated by the School District, which can extend past the fiscal year-end. The final adjustment was not material and is not reflected in the accompanying financial statements.

NOTE 17 - SET-ASIDES

The School District is required by State law to annually set-aside certain general fund revenue amounts, as defined by statutory formula, for the acquisition and construction of capital improvements. Amounts not spent by the end of the fiscal year or offset by similarly restricted resources received during the year must be held in cash at fiscal year-end. This amount must be carried forward to be used for the same purpose in future years. Expenditures exceeding the set-aside requirement may not be carried forward to the next fiscal year.

The following cash-basis information describes the change in the fiscal year-end set-aside amount for capital improvements. Disclosure of this information is required by State statute.

	<u>Capital Improvements</u>
Set-aside balance June 30, 2022	\$ -
Current year set-aside requirement	920,126
Contributions in excess of the current fiscal year set-aside requirement	-
Excess qualified expenditures from prior years	-
Current year offsets	<u>(2,394,827)</u>
Total	<u>\$ (1,474,701)</u>
Balance carried forward to fiscal year 2024	<u>\$ -</u>
Set-aside balance June 30, 2023	<u>\$ -</u>

**PERRY LOCAL SCHOOL DISTRICT
STARK COUNTY, OHIO**

NOTES TO THE BASIC FINANCIAL STATEMENTS
FOR THE FISCAL YEAR ENDED JUNE 30, 2023

NOTE 17 - SET-ASIDES - (Continued)

The current year offsets represent the permanent improvement levy cash-basis receipts received by the School District during fiscal year 2023.

NOTE 18 - BUDGETARY BASIS OF ACCOUNTING

While reporting financial position, results of operations, and changes in fund balance on the basis of generally accepted accounting principles (GAAP), the budgetary basis as provided by law is based upon accounting for certain transactions on a basis of cash receipts and disbursements.

The statement of revenue, expenditures and changes in fund balance - budget and actual (non-GAAP budgetary basis) presented for the general fund is presented on the budgetary basis to provide a meaningful comparison of actual results with the budget. The major differences between the budget basis and the GAAP basis are that:

- (a) Revenues and other financing sources are recorded when received in cash (budget basis) as opposed to when susceptible to accrual (GAAP basis);
- (b) Expenditures and other financing uses are recorded when paid in cash (budget basis) as opposed to when the liability is incurred (GAAP basis);
- (c) In order to determine compliance with Ohio law, and to reserve that portion of the applicable appropriation, total outstanding encumbrances (budget basis) are recorded as the equivalent of an expenditure, as opposed to assigned or committed fund balance for that portion of outstanding encumbrances not already recognized as an account payable (GAAP basis);
- (d) Advances-in and advances-out are operating transactions (budget basis) as opposed to balance sheet transactions (GAAP basis);
- (e) Investments are reported at cost (budget basis) as opposed to fair value (GAAP basis); and
- (f) Some funds are included in the general fund (GAAP basis), but have separate legally adopted budgets (budget basis).

The adjustments necessary to convert the results of operations for the year on the budget basis to the GAAP basis for the general fund is as follows:

Net Change in Fund Balance

	<u>General fund</u>
Budget basis	\$ (2,831,050)
Net adjustment for revenue accruals	132,384
Net adjustment for expenditure accruals	227,903
Net adjustment for other sources/uses	(100,449)
Funds budgeted elsewhere	28,106
Adjustment for encumbrances	759,719
GAAP basis	\$ (1,783,387)

Certain funds that are legally budgeted in separate special revenue funds are considered part of the general fund on a GAAP basis. This includes the uniform school supplies fund, rotary fund, the public school support fund, adult education fund, the recreation fund, the special trust fund, the unclaimed monies fund and the special education Medicaid fund.

**PERRY LOCAL SCHOOL DISTRICT
STARK COUNTY, OHIO**

NOTES TO THE BASIC FINANCIAL STATEMENTS
FOR THE FISCAL YEAR ENDED JUNE 30, 2023

NOTE 19 - COMMITMENTS

A. Contractual Commitments

As of June 30, 2023, the District had the following contractual commitments outstanding:

<u>Vendor</u>	<u>Total Contract</u>	<u>Amount Paid</u>	<u>Remaining Commitment June 30, 2023</u>
Stark County Education Service Center	\$ 160,159	\$ (103,010)	\$ 57,149
PSI Professional Service	313,563	(85,217)	228,346
Then Design Architects	2,692,820	(1,617,344)	1,075,476
Chicago Title	834,699	(825,882)	8,817
Beaver Shook LLC	64,050,441	(15,925,705)	48,124,736
Osborn Engineering	<u>183,128</u>	<u>(44,946)</u>	<u>138,182</u>
Total	<u>\$ 68,234,810</u>	<u>\$ (18,602,104)</u>	<u>\$ 49,632,706</u>

B. Other Commitments

The School District utilizes encumbrance accounting as part of its budgetary controls. Encumbrances outstanding at year-end may be reported as part of restricted, committed, or assigned classifications of fund balance. At year end, the School District's commitments for encumbrances in the governmental funds were as follows:

<u>Fund Type</u>	<u>Year-End Encumbrances</u>
General fund	\$ 776,404
Building	50,208,343
Other governmental	<u>338,631</u>
Total	<u>\$ 51,323,378</u>

NOTE 20 - TAX ABATEMENT AGREEMENTS ENTERED INTO BY OTHER GOVERNMENTS

Perry Township entered into Economic Zone agreements with Timken Steel Corporation for the abatement of property taxes to bring jobs and economic development into the Township. Under the agreements, the companies' property taxes assessed to the School District have been abated. During fiscal year 2023, the School District's property taxes were reduced by approximately \$36,903.

NOTE 21 - COVID-19

The United States and the State of Ohio declared a state of emergency in March of 2020 due to the COVID-19 pandemic. Ohio's state of emergency ended in June 2021 while the national state of emergency ended in April 2023. During fiscal year 2023, the School District received COVID-19 funding. The School District will continue to spend available COVID-19 funding consistent with the applicable program guidelines.

REQUIRED SUPPLEMENTARY INFORMATION

**PERRY LOCAL SCHOOL DISTRICT
STARK COUNTY, OHIO**

SCHEDULES OF REQUIRED SUPPLEMENTARY INFORMATION

SCHEDULE OF THE SCHOOL DISTRICT'S PROPORTIONATE SHARE OF
THE NET PENSION LIABILITY
SCHOOL EMPLOYEES RETIREMENT SYSTEM (SERS) OF OHIO

	LAST TEN YEARS			
	2023	2022	2021	2020
School District's proportion of the net pension liability	0.21901130%	0.22607080%	0.22092050%	0.21237330%
School District's proportionate share of the net pension liability	\$ 11,845,835	\$ 8,341,357	\$ 14,612,147	\$ 12,706,667
School District's covered payroll	\$ 8,263,614	\$ 7,602,769	\$ 8,001,236	\$ 7,273,356
School District's proportionate share of the net pension liability as a percentage of its covered payroll	143.35%	109.71%	182.62%	174.70%
Plan fiduciary net position as a percentage of the total pension liability	75.82%	82.86%	68.55%	70.85%

Amounts presented for each fiscal year were determined as of the School District's measurement date which is the prior year-end.

SEE ACCOMPANYING NOTES TO THE REQUIRED SUPPLEMENTARY INFORMATION

<u>2019</u>	<u>2018</u>	<u>2017</u>	<u>2016</u>	<u>2015</u>	<u>2014</u>
0.22473170%	0.21299440%	0.22197420%	0.21341530%	0.21461000%	0.21461000%
\$ 12,870,801	\$ 12,725,945	\$ 16,246,463	\$ 12,177,684	\$ 10,861,290	\$ 12,762,168
\$ 6,844,067	\$ 7,234,757	\$ 7,231,857	\$ 6,424,917	\$ 6,236,147	\$ 6,160,809
188.06%	175.90%	224.65%	189.54%	174.17%	207.15%
71.36%	69.50%	62.98%	69.16%	71.70%	65.52%

**PERRY LOCAL SCHOOL DISTRICT
STARK COUNTY, OHIO**

SCHEDULES OF REQUIRED SUPPLEMENTARY INFORMATION

SCHEDULE OF THE SCHOOL DISTRICT'S PROPORTIONATE SHARE OF
THE NET PENSION LIABILITY
STATE TEACHERS RETIREMENT SYSTEM (STRS) OF OHIO

	LAST TEN FISCAL YEARS			
	2023	2022	2021	2020
School District's proportion of the net pension liability	0.1997102300%	0.2093143670%	0.21004834%	0.20636006%
School District's proportionate share of the net pension liability	\$ 44,395,836	\$ 26,762,723	\$ 50,824,224	\$ 45,635,287
School District's covered payroll	\$ 25,860,821	\$ 25,973,364	\$ 25,741,379	\$ 24,268,529
School District's proportionate share of the net pension liability as a percentage of its covered payroll	171.67%	103.04%	197.44%	188.04%
Plan fiduciary net position as a percentage of the total pension liability	78.88%	87.78%	75.48%	77.40%

Amounts presented for each fiscal year were determined as of the School District's measurement date which is the prior year-end.

SEE ACCOMPANYING NOTES TO THE REQUIRED SUPPLEMENTARY INFORMATION

2019	2018	2017	2016	2015	2014
0.20897801%	0.20625954%	0.21081056%	0.21004906%	0.20918458%	0.20918458%
\$ 45,949,572	\$ 48,997,396	\$ 70,564,649	\$ 58,051,416	\$ 50,880,929	\$ 60,609,030
\$ 23,919,164	\$ 22,638,136	\$ 22,398,036	\$ 22,231,829	\$ 21,372,885	\$ 22,209,254
192.10%	216.44%	315.05%	261.12%	238.06%	272.90%
77.31%	75.30%	66.80%	72.10%	74.70%	69.30%

**PERRY LOCAL SCHOOL DISTRICT
STARK COUNTY, OHIO**

SCHEDULES OF REQUIRED SUPPLEMENTARY INFORMATION

SCHEDULE OF SCHOOL DISTRICT PENSION CONTRIBUTIONS
SCHOOL EMPLOYEES RETIREMENT SYSTEM (SERS) OF OHIO

	LAST TEN FISCAL YEARS			
	<u>2023</u>	<u>2022</u>	<u>2021</u>	<u>2020</u>
Contractually required contribution	\$ 1,248,012	\$ 1,156,906	\$ 1,064,375	\$ 1,120,173
Contributions in relation to the contractually required contribution	<u>(1,248,012)</u>	<u>(1,156,906)</u>	<u>(1,064,375)</u>	<u>(1,120,173)</u>
Contribution deficiency (excess)	<u>\$ -</u>	<u>\$ -</u>	<u>\$ -</u>	<u>\$ -</u>
School District's covered payroll	\$ 8,914,371	\$ 8,263,614	\$ 7,602,679	\$ 8,001,236
Contributions as a percentage of covered payroll	14.00%	14.00%	14.00%	14.00%

SEE ACCOMPANYING NOTES TO THE REQUIRED SUPPLEMENTARY INFORMATION

<u>2019</u>	<u>2018</u>	<u>2017</u>	<u>2016</u>	<u>2015</u>	<u>2014</u>
\$ 981,903	\$ 923,949	\$ 1,012,866	\$ 1,012,460	\$ 846,804	\$ 864,330
<u>(981,903)</u>	<u>(923,949)</u>	<u>(1,012,866)</u>	<u>(1,012,460)</u>	<u>(846,804)</u>	<u>(864,330)</u>
<u>\$ -</u>	<u>\$ -</u>	<u>\$ -</u>	<u>\$ -</u>	<u>\$ -</u>	<u>\$ -</u>
\$ 7,273,356	\$ 6,844,067	\$ 7,234,757	\$ 7,231,857	\$ 6,424,917	\$ 6,236,147
13.50%	13.50%	14.00%	14.00%	13.18%	13.86%

**PERRY LOCAL SCHOOL DISTRICT
STARK COUNTY, OHIO**

SCHEDULES OF REQUIRED SUPPLEMENTARY INFORMATION

SCHEDULE OF SCHOOL DISTRICT PENSION CONTRIBUTIONS
STATE TEACHERS RETIREMENT SYSTEM (STRS) OF OHIO

	LAST TEN FISCAL YEARS			
	<u>2023</u>	<u>2022</u>	<u>2021</u>	<u>2020</u>
Contractually required contribution	\$ 3,646,391	\$ 3,620,515	\$ 3,636,271	\$ 3,603,793
Contributions in relation to the contractually required contribution	<u>(3,646,391)</u>	<u>(3,620,515)</u>	<u>(3,636,271)</u>	<u>(3,603,793)</u>
Contribution deficiency (excess)	<u>\$ -</u>	<u>\$ -</u>	<u>\$ -</u>	<u>\$ -</u>
School District's covered payroll	\$ 26,045,650	\$ 25,860,821	\$ 25,973,364	\$ 25,741,379
Contributions as a percentage of covered payroll	14.00%	14.00%	14.00%	14.00%

SEE ACCOMPANYING NOTES TO THE REQUIRED SUPPLEMENTARY INFORMATION

<u>2019</u>	<u>2018</u>	<u>2017</u>	<u>2016</u>	<u>2015</u>	<u>2014</u>
\$ 3,397,594	\$ 3,348,683	\$ 3,169,339	\$ 3,135,725	\$ 3,112,456	\$ 2,778,475
<u>(3,397,594)</u>	<u>(3,348,683)</u>	<u>(3,169,339)</u>	<u>(3,135,725)</u>	<u>(3,112,456)</u>	<u>(2,778,475)</u>
<u>\$ -</u>	<u>\$ -</u>	<u>\$ -</u>	<u>\$ -</u>	<u>\$ -</u>	<u>\$ -</u>
\$ 24,268,529	\$ 23,919,164	\$ 22,638,136	\$ 22,398,036	\$ 22,231,829	\$ 21,372,885
14.00%	14.00%	14.00%	14.00%	14.00%	13.00%

**PERRY LOCAL SCHOOL DISTRICT
STARK COUNTY, OHIO**

SCHEDULES OF REQUIRED SUPPLEMENTARY INFORMATION

SCHEDULE OF THE SCHOOL DISTRICT'S PROPORTIONATE SHARE OF
THE NET OPEB LIABILITY
SCHOOL EMPLOYEES RETIREMENT SYSTEM (SERS) OF OHIO

LAST SEVEN FISCAL YEARS

	<u>2023</u>	<u>2022</u>	<u>2021</u>	<u>2020</u>
School District's proportion of the net OPEB liability	0.22432630%	0.23327660%	0.22997810%	0.21757480%
School District's proportionate share of the net OPEB liability	\$ 3,149,565	\$ 4,414,951	\$ 4,998,177	\$ 5,471,549
School District's covered payroll	\$ 8,263,614	\$ 7,602,769	\$ 8,001,236	\$ 7,273,356
School District's proportionate share of the net OPEB liability as a percentage of its covered payroll	38.11%	58.07%	62.47%	75.23%
Plan fiduciary net position as a percentage of the total OPEB liability	30.34%	24.08%	18.17%	15.57%

Note: Information prior to 2017 was unavailable. Schedule is intended to show information for 10 years. Additional years will be displayed as they become available.

Amounts presented for each fiscal year were determined as of the School District's measurement date which is the prior year-end.

SEE ACCOMPANYING NOTES TO THE REQUIRED SUPPLEMENTARY INFORMATION

<u>2019</u>	<u>2018</u>	<u>2017</u>
0.22739260%	0.21742790%	0.22492628%
\$ 6,308,485	\$ 5,835,194	\$ 6,411,231
\$ 6,844,067	\$ 7,234,757	\$ 7,231,857
92.17%	80.66%	88.65%
13.57%	12.46%	11.49%

**PERRY LOCAL SCHOOL DISTRICT
STARK COUNTY, OHIO**

SCHEDULES OF REQUIRED SUPPLEMENTARY INFORMATION

SCHEDULE OF THE SCHOOL DISTRICT'S PROPORTIONATE SHARE OF
THE NET OPEB LIABILITY/ASSET
STATE TEACHERS RETIREMENT SYSTEM (STRS) OF OHIO

LAST SEVEN FISCAL YEARS

	<u>2023</u>	<u>2022</u>	<u>2021</u>	<u>2020</u>
School District's proportion of the net OPEB liability/asset	0.1997102300%	0.2093143670%	0.21004834%	0.20636006%
School District's proportionate share of the net OPEB liability/(asset)	\$ (5,171,162)	\$ (4,413,222)	\$ (3,691,598)	\$ (3,417,817)
School District's covered payroll	\$ 25,860,821	\$ 25,973,364	\$ 25,741,379	\$ 24,268,529
School District's proportionate share of the net OPEB liability/asset as a percentage of its covered payroll	20.00%	16.99%	14.34%	14.08%
Plan fiduciary net position as a percentage of the total OPEB liability/asset	230.73%	174.73%	182.10%	174.70%

Note: Information prior to 2017 was unavailable. Schedule is intended to show information for 10 years. Additional years will be displayed as they become available.

Amounts presented for each fiscal year were determined as of the School District's measurement date which is the prior year-end.

SEE ACCOMPANYING NOTES TO THE REQUIRED SUPPLEMENTARY INFORMATION

<u>2019</u>	<u>2018</u>	<u>2017</u>
0.20897801%	0.20625954%	0.21081056%
\$ (3,358,063)	\$ 8,047,486	\$ 11,274,204
\$ 23,919,164	\$ 22,638,136	\$ 22,398,036
14.04%	35.55%	50.34%
176.00%	47.10%	37.30%

**PERRY LOCAL SCHOOL DISTRICT
STARK COUNTY, OHIO**

SCHEDULES OF REQUIRED SUPPLEMENTARY INFORMATION

SCHEDULE OF SCHOOL DISTRICT OPEB CONTRIBUTIONS
SCHOOL EMPLOYEES RETIREMENT SYSTEM (SERS) OF OHIO

	LAST TEN FISCAL YEARS			
	<u>2023</u>	<u>2022</u>	<u>2021</u>	<u>2020</u>
Contractually required contribution	\$ 163,067	\$ 148,468	\$ 150,635	\$ 151,192
Contributions in relation to the contractually required contribution	<u>(163,067)</u>	<u>(148,468)</u>	<u>(150,635)</u>	<u>(151,192)</u>
Contribution deficiency (excess)	<u>\$ -</u>	<u>\$ -</u>	<u>\$ -</u>	<u>\$ -</u>
School District's covered payroll	\$ 8,914,371	\$ 8,263,614	\$ 7,602,679	\$ 8,001,236
Contributions as a percentage of covered payroll	1.83%	1.80%	1.98%	1.89%

SEE ACCOMPANYING NOTES TO THE REQUIRED SUPPLEMENTARY INFORMATION

<u>2019</u>	<u>2018</u>	<u>2017</u>	<u>2016</u>	<u>2015</u>	<u>2014</u>
\$ 168,858	\$ 154,413	\$ 124,460	\$ 113,727	\$ 116,867	\$ 8,731
<u>(168,858)</u>	<u>(154,413)</u>	<u>(124,460)</u>	<u>(113,727)</u>	<u>(116,867)</u>	<u>(8,731)</u>
<u>\$ -</u>	<u>\$ -</u>	<u>\$ -</u>	<u>\$ -</u>	<u>\$ -</u>	<u>\$ -</u>
\$ 7,273,356	\$ 6,844,067	\$ 7,234,757	\$ 7,231,857	\$ 6,424,917	\$ 6,236,147
2.32%	2.26%	1.72%	1.57%	1.82%	0.14%

**PERRY LOCAL SCHOOL DISTRICT
STARK COUNTY, OHIO**

SCHEDULES OF REQUIRED SUPPLEMENTARY INFORMATION

SCHEDULE OF SCHOOL DISTRICT OPEB CONTRIBUTIONS
STATE TEACHERS RETIREMENT SYSTEM (STRS) OF OHIO

	LAST TEN FISCAL YEARS			
	<u>2023</u>	<u>2022</u>	<u>2021</u>	<u>2020</u>
Contractually required contribution	\$ -	\$ -	\$ -	\$ -
Contributions in relation to the contractually required contribution	<u>-</u>	<u>-</u>	<u>-</u>	<u>-</u>
Contribution deficiency (excess)	<u>\$ -</u>	<u>\$ -</u>	<u>\$ -</u>	<u>\$ -</u>
School District's covered payroll	\$ 26,045,650	\$ 25,860,821	\$ 25,973,364	\$ 25,741,379
Contributions as a percentage of covered payroll	0.00%	0.00%	0.00%	0.00%

SEE ACCOMPANYING NOTES TO THE REQUIRED SUPPLEMENTARY INFORMATION

<u>2019</u>	<u>2018</u>	<u>2017</u>	<u>2016</u>	<u>2015</u>	<u>2014</u>
\$ -	\$ -	\$ -	\$ -	\$ -	\$ 216,681
-	-	-	-	-	(216,681)
<u>\$ -</u>	<u>\$ -</u>	<u>\$ -</u>	<u>\$ -</u>	<u>\$ -</u>	<u>\$ -</u>
\$ 24,268,529	\$ 23,919,164	\$ 22,638,136	\$ 22,398,036	\$ 22,231,829	\$ 21,372,885
0.00%	0.00%	0.00%	0.00%	0.00%	1.00%

**PERRY LOCAL SCHOOL DISTRICT
STARK COUNTY, OHIO**

NOTES TO THE REQUIRED SUPPLEMENTARY INFORMATION
FOR THE FISCAL YEAR ENDED JUNE 30, 2023

PENSION

SCHOOL EMPLOYEES RETIREMENT SYSTEM (SERS) OF OHIO

Changes in benefit terms :

- There were no changes in benefit terms from the amounts reported for fiscal year 2014.
- There were no changes in benefit terms from the amounts reported for fiscal year 2015.
- There were no changes in benefit terms from the amounts reported for fiscal year 2016.
- There were no changes in benefit terms from the amounts reported for fiscal year 2017.
- For fiscal year 2018, SERS changed from a fixed 3% annual increase to a Cost of Living Adjustment (COLA) based on the changes in the Consumer Price Index (CPI-W), with a cap of 2.5% and a floor of 0%.
- For fiscal year 2019, with the authority granted the Board under Senate Bill 8, the Board has enacted a three year COLA delay for future benefit recipients commencing benefits on or after April 1, 2018.
- There were no changes in benefit terms from the amounts previously reported for fiscal year 2020.
- There were no changes in benefit terms from the amounts previously reported for fiscal year 2021.
- For fiscal year 2022, SERS changed from a Cost of Living Adjustment (COLA) of 2.5% to 2.0%.
- There were no changes in benefit terms from the amounts reported for fiscal year 2023.

Changes in assumptions :

- There were no changes in methods and assumptions used in the calculation of actuarial determined contributions for fiscal year 2014.
- There were no changes in methods and assumptions used in the calculation of actuarial determined contributions for fiscal year 2015.
- There were no changes in methods and assumptions used in the calculation of actuarial determined contributions for fiscal year 2016.
- For fiscal year 2017, the following changes of assumptions affected the total pension liability since the prior measurement date: (a) the assumed rate of inflation was reduced from 3.25% to 3.00%, (b) payroll growth assumption was reduced from 4.00% to 3.50%, (c) assumed real wage growth was reduced from 0.75% to 0.50%, (d) rates of withdrawal, retirement and disability were updated to reflect recent experience, (e) mortality among active members was updated to RP-2014 Blue Collar Mortality Table with fully generational projection and a five year age set-back for both males and females, (f) mortality among service retired members and beneficiaries was updated to the following RP-2014 Blue Collar Mortality Table with fully generational projection with Scale BB, 120% of male rates and 110% of female rates, (g) mortality among disabled members was updated to RP-2000 Disabled Mortality Table, 90% for male rates and 100% for female rates, set back five years is used for the period after disability retirement and (h) the discount rate was reduced from 7.75% to 7.50%.
- There were no changes in methods and assumptions used in the calculation of actuarial determined contributions for fiscal year 2018.
- There were no changes in methods and assumptions used in the calculation of actuarial determined contributions for fiscal year 2019.
- There were no changes in methods and assumptions used in the calculation of actuarial determined contributions for fiscal year 2020.
- There were no changes in methods and assumptions used in the calculation of actuarial determined contributions for fiscal year 2021.
- For fiscal year 2022, the following changes of assumptions affected the total pension liability since the prior measurement date: (a) wage inflation decreased from 3.00% to 2.40%, (b) future salary increases changed from 3.50%-18.20% to 3.25%-13.58%, (c) investment rate of return decreased from 7.50% to 7.00%, (d) discount rate decreased from 7.50% to 7.00% and (e) mortality tables changed from the RP-2014 Blue Collar mortality table to the PUB-2010 General Employee Amount Weighted Below Median Healthy Retiree mortality table.
- There were no changes in methods and assumptions used in the calculation of actuarial determined contributions for fiscal year 2023.

(Continued)

**PERRY LOCAL SCHOOL DISTRICT
STARK COUNTY, OHIO**

NOTES TO THE REQUIRED SUPPLEMENTARY INFORMATION (CONTINUED)
FOR THE FISCAL YEAR ENDED JUNE 30, 2023

PENSION (CONTINUED)

STATE TEACHERS RETIREMENT SYSTEM (STRS) OF OHIO

Changes in benefit terms :

- There were no changes in benefit terms from the amounts reported for fiscal year 2014.
- There were no changes in benefit terms from the amounts reported for fiscal year 2015.
- There were no changes in benefit terms from the amounts reported for fiscal year 2016.
- There were no changes in benefit terms from the amounts reported for fiscal year 2017.
- For fiscal year 2018, STRS decreased the Cost of Living Adjustment (COLA) to zero.
- There were no changes in benefit terms from amounts previously reported for fiscal year 2019.
- There were no changes in benefit terms from amounts previously reported for fiscal year 2020.
- There were no changes in benefit terms from amounts previously reported for fiscal year 2021.
- There were no changes in benefit terms from amounts previously reported for fiscal year 2022.
- There were no changes in benefit terms from amounts previously reported for fiscal year 2023.

Changes in assumptions :

- There were no changes in methods and assumptions used in the calculation of actuarial determined contributions for fiscal year 2014.
- There were no changes in methods and assumptions used in the calculation of actuarial determined contributions for fiscal year 2015.
- There were no changes in methods and assumptions used in the calculation of actuarial determined contributions for fiscal year 2016.
- There were no changes in methods and assumptions used in the calculation of actuarial determined contributions for fiscal year 2017.
- For fiscal year 2018, the following changes of assumption affected the total pension liability since the prior measurement date: (a) the long-term expected rate of return was reduced from 7.75% to 7.45%, (b) the inflation assumption was lowered from 2.75% to 2.50%, (c) the payroll growth assumption was lowered to 3.00%, (d) total salary increases rate was lowered by decreasing the merit component of the individual salary increases, in addition to a decrease of 0.25% due to lower inflation, (e) the healthy and disabled mortality assumptions were updated to the RP-2014 mortality tables with generational improvement scale MP-2016 and (f) rates of retirement, termination and disability were modified to better reflect anticipated future experience.
- There were no changes in methods and assumptions used in the calculation of actuarial determined contributions for fiscal year 2019.
- There were no changes in methods and assumptions used in the calculation of actuarial determined contributions for fiscal year 2020.
- There were no changes in methods and assumptions used in the calculation of actuarial determined contributions for fiscal year 2021.
- For fiscal year 2022, the following changes of assumption affected the total pension liability since the prior measurement date: (a) the long-term expected rate of return was reduced from 7.45% to 7.00% and (b) the discount rate of return was reduced from 7.45% to 7.00%.
- For fiscal year 2023, the following changes of assumption affected the total pension liability since the prior measurement date: (a) the projected salary increases went from 12.50% at age 20 to 2.50% at age 65 to varies by service from 2.50% to 8.50%.

OTHER POSTEMPLOYMENT BENEFITS (OPEB)

SCHOOL EMPLOYEES RETIREMENT SYSTEM (SERS) OF OHIO

Changes in benefit terms :

- There were no changes in benefit terms from the amounts reported for fiscal year 2017.
- There were no changes in benefit terms from the amounts reported for fiscal year 2018.
- There were no changes in benefit terms from the amounts reported for fiscal year 2019.
- There were no changes in benefit terms from the amounts reported for fiscal year 2020.
- There were no changes in benefit terms from the amounts reported for fiscal year 2021.
- There were no changes in benefit terms from the amounts reported for fiscal year 2022.
- There were no changes in benefit terms from the amounts reported for fiscal year 2023.

(Continued)

**PERRY LOCAL SCHOOL DISTRICT
STARK COUNTY, OHIO**

NOTES TO THE REQUIRED SUPPLEMENTARY INFORMATION (CONTINUED)
FOR THE FISCAL YEAR ENDED JUNE 30, 2023

OTHER POSTEMPLOYMENT BENEFITS (OPEB) (CONTINUED)

SCHOOL EMPLOYEES RETIREMENT SYSTEM (SERS) OF OHIO (CONTINUED)

Changes in assumptions :

- There were no changes in methods and assumptions used in the calculation of actuarial determined contributions for fiscal year 2017.
- For fiscal year 2018, the following changes of assumptions affected the total OPEB liability since the prior measurement date: (a) assumed rate of inflation was reduced from 3.25% to 3.00%, (b) payroll growth assumption was reduced from 4.00% to 3.50%, (c) assumed real wage growth was reduced from 0.75% to 0.50%, (d) rates of withdrawal, retirement, and disability were updated to reflect recent experience, (e) mortality among active members was updated to the following: RP-2014 Blue Collar Mortality Table with fully generational projection and a five-year age set-back for both males and females, (f) mortality among service retired members and beneficiaries was updated to the following: RP-2014 Blue Collar Mortality Table with fully generational projection with Scale BB, 120% of male rates, and 110% of female rates, (g) mortality among disabled members was updated to the following: RP-2000 Disabled Mortality Table, 90% for male rates and 100% for female rates, set back five years is used for the period after disability retirement, (h) the municipal bond index rate increased from 2.92% to 3.56% and (i) the single equivalent interest rate, net of plan investment expense, including price inflation increased from 2.98% to 3.63%.
- For fiscal year 2019, the following changes of assumptions affected the total OPEB liability since the prior measurement date: (a) the discount rate increased from 3.63% to 3.70%, (b) the health care cost trend rates for Medicare were changed from a range of 5.50%-5.00% to a range of 5.375%-4.75% and Pre-Medicare were changed from a range of 7.50%-5.00% to a range of 7.25%-4.75%, (c) the municipal bond index rate increased from 3.56% to 3.62% and (d) the single equivalent interest rate, net of plan investment expense, including price inflation increased from 3.63% to 3.70%.
- For fiscal year 2020, the following changes of assumptions affected the total OPEB liability since the prior measurement date: (a) the discount rate decreased from 3.70% to 3.22%, (b) the health care cost trend rates for Medicare were changed from a range of 5.375%-4.75% to a range of 5.25%-4.75% and Pre-Medicare were changed from a range of 7.25%-4.75% to a range of 7.00%-4.75%, (c) the municipal bond index rate decreased from 3.62% to 3.13% and (d) the single equivalent interest rate, net of plan investment expense, including price inflation decreased from 3.70% to 3.22%.
- For fiscal year 2021, the following changes of assumptions affected the total OPEB liability since the prior measurement date: (a) the discount rate decreased from 3.22% to 2.63% and (b) the municipal bond index rate decreased from 3.13% to 2.45%, and (c) the single equivalent interest rate, net of plan investment expense, including price inflation decreased from 3.22% to 2.63%.
- For fiscal year 2022, the following changes of assumptions affected the total OPEB liability since the prior measurement date: (a) wage inflation decreased from 3.00% to 2.40%, (b) future salary increases changed from 3.50%-18.20% to 3.25%-13.58%, (c) investment rate of return decreased from 7.50% to 7.00%, (d) discount rate decreased from 7.50% to 7.00% and (e) mortality tables changed from the RP-2014 Blue Collar mortality table to the PUB-2010 General Employee Amount Weighted Below Median Healthy Retiree mortality table.
- For fiscal year 2023, the following changes of assumptions affected the total OPEB liability since the prior measurement date: (a) municipal bond index rate went from 1.92% to 3.69%, (b) single equivalent interest rate when from 2.27% to 4.08% and (c) medical trend assumptions went from 5.125% to 4.40% Medicare and 6.75% to 4.40% Pre-Medicare to 7.00% to 4.40%.

(Continued)

**PERRY LOCAL SCHOOL DISTRICT
STARK COUNTY, OHIO**

NOTES TO THE REQUIRED SUPPLEMENTARY INFORMATION (CONTINUED)
FOR THE FISCAL YEAR ENDED JUNE 30, 2023

OTHER POSTEMPLOYMENT BENEFITS (OPEB) (CONTINUED)

STATE TEACHERS RETIREMENT SYSTEM (STRS) OF OHIO

Changes in benefit terms :

- There were no changes in benefit terms from the amounts previously reported for fiscal year 2017.
- For fiscal year 2018, STRS reduced the subsidy multiplier for non-Medicare benefit recipients from 2.1% to 1.9% per year of service. Medicare Part B premium reimbursements were discontinued for certain survivors and beneficiaries and all remaining Medicare Part B premium reimbursements will be discontinued beginning January 2019.
- For fiscal year 2019, STRS increased the subsidy multiplier for non-Medicare benefit recipients from 1.9% to 1.944% per year of service effective January 1, 2019. The non-Medicare frozen subsidy base premium was increased January 1, 2019 and all remaining Medicare Part B premium reimbursements will be discontinued beginning January 1, 2020.
- For fiscal year 2020, STRS increased the subsidy percentage from 1.944% to 1.984% effective January 1, 2020. The Medicare subsidy percentages were adjusted effective January 1, 2021 to 2.1% for the Medicare plan. The Medicare Part B monthly reimbursement elimination date was postponed to January 1, 2021.
- For fiscal year 2021, the non-Medicare subsidy percentage was increased effective January 1, 2021 from 1.984% to 2.055% per year of service. The non-Medicare frozen subsidy base premium was increased effective January 1, 2021. The Medicare subsidy percentages were adjusted effective January 1, 2021 to 2.1% for the AMA Medicare plan. The Medicare Part B monthly reimbursement elimination date was postponed indefinitely.
- For fiscal year 2022, the non-Medicare subsidy percentage was increased effective January 1, 2022 from 2.055% to 2.100%. The non-Medicare frozen subsidy base premium was increased effective January 1, 2022. The Medicare Part D subsidy was updated to reflect it is expected to be negative in CY2022. The Part B monthly reimbursement elimination date was postponed indefinitely.
- There were no changes in benefit terms from the amounts previously reported for fiscal year 2023.

Changes in assumptions :

- There were no changes in methods and assumptions used in the calculation of actuarial determined contributions for fiscal year 2017.
- For fiscal year 2018, the following changes of assumptions affected the total OPEB liability since the prior measurement date: (a) the discount rate was increased from 3.26% to 4.13% based on the methodology defined under GASB Statement No. 74, Financial Reporting for Postemployment Benefit Plans Other Than Pension Plans (OPEB), (b) the long term expected rate of return was reduced from 7.75% to 7.45%, (c) valuation year per capita health care costs were updated, and the salary scale was modified, (d) the percentage of future retirees electing each option was updated based on current data and the percentage of future disabled retirees and terminated vested participants electing health coverage were decreased and (e) the assumed mortality, disability, retirement, withdrawal and future health care cost trend rates were modified along with the portion of rebated prescription drug costs.
- For fiscal year 2019, the following changes of assumptions affected the total OPEB liability/asset since the prior measurement date: (a) the discount rate was increased from the blended rate of 4.13% to the long-term expected rate of return of 7.45% based on the methodology defined under GASB Statement No. 74, Financial Reporting for Postemployment Benefit Plans Other Than Pension Plans (OPEB) and (b) decrease in health care cost trend rates from 6.00%-11.00% initial; 4.50% ultimate down to Medical Pre-Medicare 6.00% and Medicare 5.00% initial; 4.00% ultimate and Prescription Drug Pre-Medicare 8.00% and Medicare (5.23%) initial; 4.00% ultimate.
- For fiscal year 2020, health care cost trend rates were changed to the following: medical pre-Medicare from 6.00% initial - 4.00% ultimate down to 5.87% initial - 4.00% ultimate; medical Medicare from 5.00% initial - 4.00% ultimate down to 4.93% initial - 4.00% ultimate; prescription drug pre-Medicare from 8.00% initial - 4.00% ultimate down to 7.73% initial - 4.00% ultimate and (5.23%) initial - 4.00% ultimate up to 9.62% initial - 4.00% ultimate.

(Continued)

**PERRY LOCAL SCHOOL DISTRICT
STARK COUNTY, OHIO**

NOTES TO THE REQUIRED SUPPLEMENTARY INFORMATION (CONTINUED)
FOR THE FISCAL YEAR ENDED JUNE 30, 2023

OTHER POSTEMPLOYMENT BENEFITS (OPEB) (CONTINUED)

STATE TEACHERS RETIREMENT SYSTEM (STRS) OF OHIO (CONTINUED)

Changes in assumptions (continued):

- For fiscal year 2021, health care cost trend rates were changed to the following: medical pre-Medicare from 5.87% initial - 4.00% ultimate down to 5.00% initial - 4.00% ultimate; medical Medicare from 4.93% initial - 4.00% ultimate down to -6.69% initial - 4.00% ultimate; prescription drug pre-Medicare from 7.73% initial - 4.00% ultimate down to 6.50% initial - 4.00% ultimate; prescription drug Medicare from 9.62% initial - 4.00% ultimate up to 11.87% initial - 4.00% ultimate.
- For fiscal year 2022, the following changes of assumption affected the total OPEB liability since the prior measurement date: (a) the long-term expected rate of return was reduced from 7.45% to 7.00%, (b) the discount rate of return was reduced from 7.45% to 7.00% and (c) health care cost trend rates were changed to the following: medical Medicare from -6.69% initial - 4.00% ultimate down to -16.18% initial - 4.00% ultimate; prescription drug Medicare from 11.87% initial - 4.00% ultimate up to 29.98% initial - 4.00% ultimate.
- For fiscal year 2023, the following changes of assumption affected the total OPEB liability since the prior measurement date: (a) projected salary increase went from 12.50% at age 20 to 2.50% at age 65 to varies by services from 2.50% to 8.50% and (b) health care cost trend rates were changed to the following: Pre-Medicare from 5.00% initial - 4.00% ultimate to 7.50% initial - 3.94% ultimate; medical Medicare from -16.18% initial - 4.00% ultimate to -68.78% initial - 3.94% ultimate; prescription drug Pre-Medicare from 6.50% initial - 4.00% ultimate to 9.00% initial - 3.94% ultimate; Medicare from 29.98% initial - 4.00% ultimate to -5.47% initial - 3.94% ultimate.

PERRY LOCAL SCHOOL DISTRICT
STARK COUNTY

SCHEDULE OF AND EXPENDITURES OF FEDERAL AWARDS
FOR YEAR ENDED JUNE 30, 2023

FEDERAL GRANTOR <i>Pass Through Grantor</i> Program/Cluster Title	Federal AL Number	Pass Through Entity Identifying Number	Total Federal Expenditures
U.S. DEPARTMENT OF AGRICULTURE			
<i>Passed Through Ohio Department of Education and Workforce</i>			
Child Nutrition Cluster:			
Cash Assistance:			
School Breakfast Program	10.553	049924-3L70-2022	323,418
COVID-19 National School Lunch Program	10.555	049924-3L60-2023	106,970
National School Lunch Program	10.555	049924-3L60-2022	1,898,504
Non-Cash Assistance:			
National School Lunch Program	10.555	049924-3L60-2022	200,766
Total Child Nutrition Cluster			2,529,658
COVID-19 Pandemic EBT Administrative Costs	10.649	049924-3L70-2023	3,135
Total U.S. Department of Agriculture			2,532,793
U.S. DEPARTMENT OF EDUCATION			
<i>Passed Through Ohio Department of Education and Workforce</i>			
Special Education Cluster:			
Special Education Grants to States	84.027	049924-3M20-2023	995,817
Special Education Preschool Grants	84.173	049924-3C50-2023	17,537
Special Education Preschool Grants	84.173	049924-3C50-2022	119
COVID-19 American Rescue Plan IDEA Part B Special Education	84.027X	049924-3HSO-2023	151,600
COVID-19 American Rescue Plan IDEA Early Children Special Education	84.173X	049924-3HSO-2023	16,599
Total Special Education Cluster			1,181,672
Title I:			
Title I Grants to Local Educational Agencies	84.010	049924-3M00-2023	501,571
Title I Grants to Local Educational Agencies	84.010	049924-3M00-2022	90,850
Title I Expanding Opportunities	84.010	049924-3M00-2023	9,527
Title I Expanding Opportunities	84.010	049924-3M00-2022	5,690
Total Title I Grants to Local Educational Agencies			607,638
Title II-A			
Improving Teacher Quality State Grants	84.367	049924-3Y60-2022	15,475
Improving Teacher Quality State Grants	84.367	049924-3Y60-2023	112,704
Total Improving Teacher Quality State Grants			128,179
Title III			
English Language Acquisition State Grants	84.365	049858-3Y70-2023	6,355
Total English Language Acquisition State Grants			6,355
Title IV-A			
Student Support and Academic Enrichment	84.424A	049924-3HI0-2023	38,160
Student Support and Academic Enrichment	84.424A	049924-3HI0-2022	3,047
Total Student Support and Academic Enrichment			41,207
Elementary and Secondary School Emergency Relief Fund			
COVID 19 Elementary and Secondary School Emergency Relief Fund - ARP	84.425U	049924-3HSO-2023	614,010
COVID 19 Elementary and Secondary School Emergency Relief Fund - ARP Homeless	84.425U	049924-3HSO-2023	121
Total Elementary and Secondary School Emergency Relief Fund			614,131
Total U.S. Department of Education			2,579,182
INSTITUTE OF MUSEUM AND LIBRARY SERVICES			
<i>Passed through State Library of Ohio</i>			
Grants to States	45.310	599-9222	76
Total Institute of Museum and Library Services			76
Total Expenditures of Federal Awards			\$ 5,112,051

The accompanying notes are an integral part of this schedule.

**PERRY LOCAL SCHOOL DISTRICT
STARK COUNTY**

**NOTES TO THE SCHEDULE OF EXPENDITURES OF FEDERAL AWARDS
2 CFR 200.510(b)(6)
FOR THE YEAR ENDED JUNE 30, 2023**

NOTE A – BASIS OF PRESENTATION

The accompanying Schedule of Expenditures of Federal Awards (the Schedule) includes the federal award activity of Perry Local School District (the School District) under programs of the federal government for the year ended June 30, 2023. The information on this Schedule is prepared in accordance with the requirements of Title 2 U.S. Code of Federal Regulations Part 200, *Uniform Administrative Requirements, Cost Principles, and Audit Requirements for Federal Awards* (Uniform Guidance). Because the Schedule presents only a selected portion of the operations of the School District, it is not intended to and does not present the financial position or changes in net position of the School District.

NOTE B – SUMMARY OF SIGNIFICANT ACCOUNTING POLICIES

Expenditures reported on the Schedule are reported on the cash basis of accounting. Such expenditures are recognized following the cost principles contained in Uniform Guidance wherein certain types of expenditures may or may not be allowable or may be limited as to reimbursement.

NOTE C – INDIRECT COST RATE

The School District has elected not to use the 10-percent de minimis indirect cost rate as allowed under the Uniform Guidance.

NOTE D - CHILD NUTRITION CLUSTER

The School District commingles cash receipts from the U.S. Department of Agriculture with similar State grants. When reporting expenditures on this Schedule, the School District assumes it expends federal monies first.

NOTE E – FOOD DONATION PROGRAM

The School District reports commodities consumed on the Schedule at the entitlement value. The School District allocated donated food commodities to the respective program that benefitted from the use of those donated food commodities.

NOTE F - TRANSFERS BETWEEN PROGRAM YEARS

Federal regulations require schools to obligate certain federal awards by June 30. However, with ODE's consent, schools can transfer unobligated amounts to the subsequent fiscal year's program. The School District transferred the following amounts from 2023 to 2024 programs:

<u>Program Title</u>	<u>AL Number</u>	<u>Amt. Transferred</u>
Title I	84.010	\$ 215,748
Title II-A	84.367	\$ 15,333
Title IV-A	84.424	\$ 27,302
ARP Homeless	84.425U	\$ 17,814
ARP ESSER	84.425U	\$ 14,269



**INDEPENDENT AUDITOR'S REPORT ON INTERNAL CONTROL OVER
FINANCIAL REPORTING AND ON COMPLIANCE AND OTHER MATTERS
REQUIRED BY GOVERNMENT AUDITING STANDARDS**

Perry Local School District
Stark County
4201 13th Street SW
Massillon, Ohio 44646

To the Board of Education:

We have audited, in accordance with the auditing standards generally accepted in the United States of America and the standards applicable to financial audits contained in *Government Auditing Standards* issued by the Comptroller General of the United States (*Government Auditing Standards*), the financial statements of the governmental activities, each major fund, and the aggregate remaining fund information of the Perry Local School District, Stark County, (the School District) as of and for the year ended June 30, 2023, and the related notes to the financial statements, which collectively comprise the School District's basic financial statements and have issued our report thereon dated March 19, 2024.

Report on Internal Control Over Financial Reporting

In planning and performing our audit of the financial statements, we considered the School District's internal control over financial reporting (internal control) as a basis for designing audit procedures that are appropriate in the circumstances for the purpose of expressing our opinion on the financial statements, but not for the purpose of expressing an opinion on the effectiveness of the School District's internal control. Accordingly, we do not express an opinion on the effectiveness of the School District's internal control.

A *deficiency in internal control* exists when the design or operation of a control does not allow management or employees, in the normal course of performing their assigned functions, to prevent, or detect and correct misstatements on a timely basis. A *material weakness* is a deficiency, or a combination of deficiencies, in internal control, such that there is a reasonable possibility that a material misstatement of the School District's financial statements will not be prevented, or detected and corrected, on a timely basis. A *significant deficiency* is a deficiency, or a combination of deficiencies, in internal control that is less severe than a material weakness, yet important enough to merit attention by those charged with governance.

Our consideration of internal control was for the limited purpose described in the first paragraph of this section and was not designed to identify all deficiencies in internal control that might be material weaknesses or significant deficiencies. Given these limitations, during our audit we did not identify any deficiencies in internal control that we consider to be material weaknesses. However, material weaknesses or significant deficiencies may exist that were not identified.

Report on Compliance and Other Matters

As part of obtaining reasonable assurance about whether the School District's financial statements are free from material misstatement, we performed tests of its compliance with certain provisions of laws, regulations, contracts, and grant agreements, noncompliance with which could have a direct and material effect on the financial statements. However, providing an opinion on compliance with those provisions was not an objective of our audit and accordingly, we do not express such an opinion. The results of our tests disclosed no instances of noncompliance or other matters that are required to be reported under *Government Auditing Standards*.

Purpose of This Report

The purpose of this report is solely to describe the scope of our testing of internal control and compliance and the results of that testing, and not to provide an opinion on the effectiveness of the School District's internal control or on compliance. This report is an integral part of an audit performed in accordance with *Government Auditing Standards* in considering the School District's internal control and compliance. Accordingly, this communication is not suitable for any other purpose.



Keith Faber
Auditor of State
Columbus, Ohio

March 19, 2024

OHIO AUDITOR OF STATE KEITH FABER



88 East Broad Street
Columbus, Ohio 43215
ContactUs@ohioauditor.gov
(800) 282-0370

INDEPENDENT AUDITOR'S REPORT ON COMPLIANCE WITH REQUIREMENTS APPLICABLE TO EACH MAJOR FEDERAL PROGRAM AND ON INTERNAL CONTROL OVER COMPLIANCE REQUIRED BY THE UNIFORM GUIDANCE

Perry Local School District
Stark County
4201 13th Street SW
Massillon, Ohio 44646

To the Board of Education:

Report on Compliance for Each Major Federal Program

Opinion on Each Major Federal Program

We have audited Perry Local School District's, Stark County, (School District) compliance with the types of compliance requirements identified as subject to audit in the U.S. Office of Management and Budget (OMB) *Compliance Supplement* that could have a direct and material effect on Perry Local School District's major federal programs for the year ended June 30, 2023. Perry Local School District's major federal programs are identified in the *Summary of Auditor's Results* section of the accompanying schedule of findings.

In our opinion, Perry Local School District complied, in all material respects, with the compliance requirements referred to above that could have a direct and material effect on its major federal programs for the year ended June 30, 2023.

Basis for Opinion on Each Major Federal Program

We conducted our audit of compliance in accordance with auditing standards generally accepted in the United States of America (GAAS); the standards applicable to financial audits contained in *Government Auditing Standards* issued by the Comptroller General of the United States (*Government Auditing Standards*); and the audit requirements of Title 2 U.S. *Code of Federal Regulations* Part 200, *Uniform Administrative Requirements, Cost Principles, and Audit Requirements for Federal Awards* (Uniform Guidance). Our responsibilities under those standards and the Uniform Guidance are further described in the *Auditor's Responsibilities for the Audit of Compliance* section of our report.

We are required to be independent of the School District and to meet our other ethical responsibilities, in accordance with relevant ethical requirements relating to our audit. We believe that the audit evidence we have obtained is sufficient and appropriate to provide a basis for our opinion on compliance for each major federal program. Our audit does not provide a legal determination of the School District's compliance with the compliance requirements referred to above.

Responsibilities of Management for Compliance

The School District's Management is responsible for compliance with the requirements referred to above and for the design, implementation, and maintenance of effective internal control over compliance with the requirements of laws, statutes, regulations, rules, and provisions of contracts or grant agreements applicable to the School District's federal programs.

Auditor's Responsibilities for the Audit of Compliance

Our objectives are to obtain reasonable assurance about whether material noncompliance with the compliance requirements referred to above occurred, whether due to fraud or error, and express an opinion on the School District's compliance based on our audit. Reasonable assurance is a high level of assurance but is not absolute assurance and therefore is not a guarantee that an audit conducted in accordance with GAAS, *Government Auditing Standards*, and the Uniform Guidance will always detect material noncompliance when it exists. The risk of not detecting material noncompliance resulting from fraud is higher than for that resulting from error, as fraud may involve collusion, forgery, intentional omissions, misrepresentations, or the override of internal control. Noncompliance with the compliance requirements referred to above is considered material, if there is a substantial likelihood that, individually or in the aggregate, it would influence the judgment made by a reasonable user of the report on compliance about the School District's compliance with the requirements of each major federal program as a whole.

In performing an audit in accordance with GAAS, *Government Auditing Standards*, and the Uniform Guidance, we:

- exercise professional judgment and maintain professional skepticism throughout the audit.
- identify and assess the risks of material noncompliance, whether due to fraud or error, and design and perform audit procedures responsive to those risks. Such procedures include examining, on a test basis, evidence regarding the School District's compliance with the compliance requirements referred to above and performing such other procedures as we considered necessary in the circumstances.
- obtain an understanding of the School District's internal control over compliance relevant to the audit in order to design audit procedures that are appropriate in the circumstances and to test and report on internal control over compliance in accordance with the Uniform Guidance, but not for the purpose of expressing an opinion on the effectiveness of the School District's internal control over compliance. Accordingly, no such opinion is expressed.

We are required to communicate with those charged with governance regarding, among other matters, the planned scope and timing of the audit and any significant deficiencies and material weaknesses in internal control over compliance that we identified during the audit.

Report on Internal Control Over Compliance

A *deficiency in internal control over compliance* exists when the design or operation of a control over compliance does not allow management or employees, in the normal course of performing their assigned functions, to prevent, or detect and correct, noncompliance with a type of compliance requirement of a federal program on a timely basis. A *material weakness in internal control over compliance* is a deficiency, or combination of deficiencies, in internal control over compliance, such that there is a reasonable possibility that material noncompliance with a type of compliance requirement of a federal program will not be prevented, or detected and corrected, on a timely basis. A *significant deficiency in internal control over compliance* is a deficiency, or a combination of deficiencies, in internal control over compliance with a type of compliance requirement of a federal program that is less severe than a material weakness in internal control over compliance, yet important enough to merit attention by those charged with governance.

Our consideration of internal control over compliance was for the limited purpose described in the *Auditor's Responsibilities for the Audit of Compliance* section above and was not designed to identify all deficiencies in internal control over compliance that might be material weaknesses or significant deficiencies in internal control over compliance. Given these limitations, during our audit we did not identify any deficiencies in internal control over compliance that we consider to be material weaknesses, as defined above. However, material weaknesses or significant deficiencies in internal control over compliance may exist that were not identified.

Our audit was not designed for the purpose of expressing an opinion on the effectiveness of internal control over compliance. Accordingly, no such opinion is expressed.

The purpose of this report on internal control over compliance is solely to describe the scope of our testing of internal control over compliance and the results of this testing based on the requirements of the Uniform Guidance. Accordingly, this report is not suitable for any other purpose.



Keith Faber
Auditor of State
Columbus, Ohio

March 19, 2024

This page intentionally left blank

**PERRY LOCAL SCHOOL DISTRICT
STARK COUNTY**

**SCHEDULE OF FINDINGS
2 CFR § 200.515
June 30, 2023**

1. SUMMARY OF AUDITOR'S RESULTS

<i>(d)(1)(i)</i>	Type of Financial Statement Opinion	Unmodified
<i>(d)(1)(ii)</i>	Were there any material weaknesses in internal control reported at the financial statement level (GAGAS)?	No
<i>(d)(1)(ii)</i>	Were there any significant deficiencies in internal control reported at the financial statement level (GAGAS)?	No
<i>(d)(1)(iii)</i>	Was there any reported material noncompliance at the financial statement level (GAGAS)?	No
<i>(d)(1)(iv)</i>	Were there any material weaknesses in internal control reported for major federal programs?	No
<i>(d)(1)(iv)</i>	Were there any significant deficiencies in internal control reported for major federal programs?	No
<i>(d)(1)(v)</i>	Type of Major Programs' Compliance Opinion	Unmodified
<i>(d)(1)(vi)</i>	Are there any reportable findings under 2 CFR § 200.516(a)?	No
<i>(d)(1)(vii)</i>	Major Programs (list):	Elementary and Secondary School Emergency Relief, AL #84.425U and Special Education Cluster, AL #84.027. 84.027X, 84.173 & 84.173X.
<i>(d)(1)(viii)</i>	Dollar Threshold: Type A/B Programs	Type A: > \$ 750,000 Type B: all others
<i>(d)(1)(ix)</i>	Low Risk Auditee under 2 CFR § 200.520?	Yes

**2. FINDINGS RELATED TO THE FINANCIAL STATEMENTS
REQUIRED TO BE REPORTED IN ACCORDANCE WITH GAGAS**

None

3. FINDINGS AND QUESTIONED COSTS FOR FEDERAL AWARDS

None

This page intentionally left blank.

OHIO AUDITOR OF STATE KEITH FABER



PERRY LOCAL SCHOOL DISTRICT

STARK COUNTY

AUDITOR OF STATE OF OHIO CERTIFICATION

This is a true and correct copy of the report, which is required to be filed pursuant to Section 117.26, Revised Code, and which is filed in the Office of the Ohio Auditor of State in Columbus, Ohio.



Certified for Release 3/26/2024

88 East Broad Street, Columbus, Ohio 43215
Phone: 614-466-4514 or 800-282-0370

This report is a matter of public record and is available online at
www.ohioauditor.gov