

**SULLIVANT AVENUE COMMUNITY SCHOOL
FRANKLIN COUNTY, OHIO**

SINGLE AUDIT REPORT

**FOR THE FISCAL YEAR
ENDED JUNE 30, 2023**

Zupka & Associates
Certified Public Accountants



65 East State Street
Columbus, Ohio 43215
ContactUs@ohioauditor.gov
800-282-0370

Board Members
Sullivant Avenue Community School
3435 Sullivant Avenue
Columbus, Ohio 43204

We have reviewed the *Independent Auditor's Report* of the Sullivant Avenue Community School, Franklin County, prepared by Zupka & Associates, for the audit period July 1, 2022 through June 30, 2023. Based upon this review, we have accepted these reports in lieu of the audit required by Section 117.11, Revised Code. The Auditor of State did not audit the accompanying financial statements and, accordingly, we are unable to express, and do not express an opinion on them.

Our review was made in reference to the applicable sections of legislative criteria, as reflected by the Ohio Constitution, and the Revised Code, policies, procedures and guidelines of the Auditor of State, regulations and grant requirements. The Sullivant Avenue Community School is responsible for compliance with these laws and regulations.

Keith Faber
Auditor of State
Columbus, Ohio

May 06, 2024

This page intentionally left blank.

**SULLIVANT AVENUE COMMUNITY SCHOOL
FRANKLIN COUNTY, OHIO
SINGLE AUDIT REPORT
FOR THE FISCAL YEAR ENDED JUNE 30, 2023**

TABLE OF CONTENTS

	<u>Page</u>
Independent Auditor's Report	1-3
Management's Discussion and Analysis	5-9
Basic Financial Statements:	
Statement of Net Position	10
Statement of Revenues, Expenses and Changes in Net Position	11
Statement of Cash Flows	12
Notes to the Basic Financial Statements	13-43
Required Supplementary Information:	
Schedules of the School's Proportionate Share of Net Pension Liability - School Employees Retirement System (SERS) of Ohio – Last Ten Fiscal Years	44-45
State Teachers Retirement System (STRS) of Ohio - Last Ten Fiscal Years	46-47
Schedules of School Pension Contributions - School Employees Retirement System (SERS) of Ohio - Last Ten Fiscal Years	48-49
State Teachers Retirement System (STRS) of Ohio - Last Ten Fiscal Years	50-51
Schedules of the School's Proportionate Share of the Net OPEB Liability - School Employees Retirement System (SERS) of Ohio - Last Seven Fiscal Years	52-53
Schedules of the School's Proportionate Share of the Net OPEB Liability/Asset - State Teachers Retirement System of Ohio - Last Seven Fiscal Years	54-55
Schedules of School OPEB Contributions - School Employees Retirement System (SERS) of Ohio - Last Ten Fiscal Years	56-57
State Teachers Retirement System (STRS) of Ohio - Last Ten Fiscal Years	58-59
Notes to the Required Supplementary Information	60-64
Schedule of Expenditures of Federal Awards	65
Notes to the Schedule of Expenditures of Federal Awards	66
Independent Auditor's Report on Internal Control over Financial Reporting and on Compliance and Other Matters Based on an Audit of Financial Statements Performed in Accordance with <i>Government Auditing Standards</i>	67-68
Independent Auditor's Report on Compliance for Each Major Federal Program and on Internal Control Over Compliance Required by the Uniform Guidance	69-71
Schedule of Findings and Questioned Costs	72
Schedule of Prior Audit Findings and Recommendations	73

This page intentionally left blank.

INDEPENDENT AUDITOR'S REPORT

Sullivant Avenue Community School
Franklin County
3435 Sullivant Avenue
Columbus, Ohio 43204

To the Members of the Board:

Report on the Financial Statements

Opinion

We have audited the accompanying financial statements of Sullivant Avenue Community School, Franklin County, Ohio, (the School) as of and for the year ended June 30, 2023, and the related notes to the financial statements, which collectively comprise the School's basic financial statements as listed in the table of contents.

In our opinion, the financial statements referred to above present fairly, in all material respects, the financial position of Sullivant Avenue Community School as of June 30, 2023, and the changes in financial position and cash flows thereof for the year then ended in accordance with accounting principles generally accepted in the United States of America.

Basis for Opinion

We conducted our audit in accordance with auditing standards generally accepted in the United States of America (GAAS) and the standards applicable to financial audits contained in *Government Auditing Standards (Government Auditing Standards)*, issued by the Comptroller General of the United States. Our responsibilities under those standards are further described in the Auditor's Responsibilities for the Audit of the Financial Statements section of our report. We are required to be independent of the School, and to meet our other ethical responsibilities, in accordance with the relevant ethical requirements relating to our audit. We believe that the audit evidence we have obtained is sufficient and appropriate to provide a basis for our audit opinion.

Responsibilities of Management for the Financial Statements

Management is responsible for the preparation and fair presentation of the financial statements in accordance with accounting principles generally accepted in the United States of America, and for the design, implementation, and maintenance of internal control relevant to the preparation and fair presentation of financial statements that are free from material misstatement, whether due to fraud or error.

In preparing the financial statements, management is required to evaluate whether there are conditions or events, considered in the aggregate, that raise substantial doubt about the School's ability to continue as a going concern for twelve months beyond the financial statement date, including any currently known information that may raise substantial doubt shortly thereafter.

Auditor's Responsibilities for the Audit of the Financial Statements

Our objectives are to obtain reasonable assurance about whether the financial statements as a whole are free from material misstatement, whether due to fraud or error, and to issue an auditor's report that includes our opinion. Reasonable assurance is a high level of assurance but is not absolute assurance and therefore is not a guarantee that an audit conducted in accordance with GAAS and *Government Auditing Standards* will always detect a material misstatement when it exists. The risk of not detecting a material misstatement resulting from fraud is higher than for one resulting from error, as fraud may involve collusion, forgery, intentional omissions, misrepresentations, or the override of internal control. Misstatements are considered material if there is a substantial likelihood that, individually or in the aggregate, they would influence the judgment made by a reasonable user based on the financial statements.

In performing an audit in accordance with GAAS and *Government Auditing Standards*, we

- exercise professional judgment and maintain professional skepticism throughout the audit.
- identify and assess the risks of material misstatement of the financial statements, whether due to fraud or error, and design and perform audit procedures responsive to those risks. Such procedures include examining, on a test basis, evidence regarding the amounts and disclosures in the financial statements.
- obtain an understanding of internal control relevant to the audit in order to design audit procedures that are appropriate in the circumstances, but not for the purpose of expressing an opinion on the effectiveness of the School's internal control. Accordingly, no such opinion is expressed.
- evaluate the appropriateness of accounting policies used and the reasonableness of significant accounting estimates made by management, as well as evaluate the overall presentation of the financial statements.
- conclude whether, in our judgment, there are conditions or events, considered in the aggregate, that raise substantial doubt about the School's ability to continue as a going concern for a reasonable period of time.

We are required to communicate with those charged with governance regarding, among other matters, the planned scope and timing of the audit, significant audit findings, and certain internal control-related matters that we identified during the audit.

Emphasis of Matter

As described in Note 16 to the basic financial statements, the School is experiencing financial difficulties and management has a plan in regard to this matter. The basic financial statements do not include any adjustments that might result from the outcome of this uncertainty. Our opinion is not modified with respect to this matter.

Required Supplementary Information


Accounting principles generally accepted in the United States of America require that the Management's Discussion and Analysis and Schedules of Net Pension and Postemployment Benefit Liabilities and Pension and Postemployment Benefit Contributions, as listed in the table of contents, be presented to supplement the basic financial statements. Such information is the responsibility of management and, although not a part of the basic financial statements, is required by the Governmental Accounting Standards Board who considers it to be an essential part of financial reporting for placing the basic financial statements in an appropriate operational, economic, or historical context. We have applied certain limited procedures to the required supplementary information in accordance with auditing standards generally accepted in the United States of America, which consisted of inquiries of management about the methods of preparing the information and comparing the information for consistency with management's responses to our inquiries, the basic financial statements, and other knowledge we obtained during our audit of the basic financial statements. We do not express an opinion or provide any assurance on the information because the limited procedures do not provide us with sufficient evidence to express an opinion or provide any assurance.

Supplementary Information

Our audit was conducted for the purpose of forming an opinion on the financial statements that collectively comprise the School's basic financial statements. The Schedule of Expenditures of Federal Awards is presented for purposes of additional analysis as required by Title 2 U.S. Code of Federal Regulations (CFR) Part 200, Uniform Administrative Requirements, Cost Principles, and Audit Requirements for Federal Awards, and is not a required part of the basic financial statements. Such information is the responsibility of management and was derived from and relates directly to the underlying accounting and other records used to prepare the basic financial statements. The information has been subjected to the auditing procedures applied in the audit of the basic financial statements and certain additional procedures, including comparing and reconciling such information directly to the underlying accounting and other records used to prepare the basic financial statements or to the basic financial statements themselves, and other additional procedures in accordance with auditing standards generally accepted in the United States of America. In our opinion, the Schedule of Expenditures of Federal Awards is fairly stated, in all material respects, in relation to the basic financial statements as a whole.

Other Reporting Required by Government Auditing Standards

In accordance with *Government Auditing Standards*, we have also issued our report dated April 12, 2024, on our consideration of the School's internal control over financial reporting and on our tests of its compliance with certain provisions of laws, regulations, contracts, and grant agreements and other matters. The purpose of that report is solely to describe the scope of our testing of internal control over financial reporting and compliance and the results of that testing, and not to provide an opinion on the effectiveness of the School's internal control over financial reporting or on compliance. That report is an integral part of an audit performed in accordance with *Government Auditing Standards* in considering the School's internal control over financial reporting and compliance.



Zupka & Associates
Certified Public Accountants

April 12, 2024

This page intentionally left blank.

**SULLIVANT AVENUE COMMUNITY SCHOOL
FRANKLIN COUNTY, OHIO**

**MANAGEMENT'S DISCUSSION AND ANALYSIS
FOR THE FISCAL YEAR ENDED JUNE 30, 2023**

The discussion and analysis of the financial performance for Sullivant Avenue Community School and its blended component unit (collectively "the School") provides an overall review of the School's financial activities for the fiscal year ended June 30, 2023. The blended component unit, Sullivant School Properties LLC, is described in the notes to the basic financial statements. The intent of this discussion and analysis is to look at the School's financial performance as a whole; readers should also review the notes to the basic financial statements and financial statements to enhance their understanding of the School's financial performance.

Financial Highlights

Key financial highlights for 2023 are as follows:

- Net position was a deficit of \$2,192,574 at June 30, 2023.
- The School had operating revenues of \$2,870,251, operating expenses of \$3,845,641, non-operating revenues of \$1,910,928, and non-operating expenses of \$673,255 for fiscal year 2023. The change in net position was an increase of \$262,283.

Using these Basic Financial Statements

This annual report consists of a series of financial statements and notes to those statements. These statements are organized so the reader can understand the School's financial activities. The *statement of net position* and *statement of revenues, expenses and changes in net position* provide information about the activities of the School, including all short-term and long-term financial resources and obligations.

Reporting the School's Financial Activities

Statement of Net Position, Statement of Revenues, Expenses, and Changes in Net Position and the Statement of Cash Flows

These documents look at all financial transactions and ask the question, "How did we do financially during 2023?" The statement of net position and statement of revenues, expenses and changes in net position answer this question. These statements include all assets, deferred outflows of resources, liabilities, deferred inflows of resources, revenues and expenses using the accrual basis of accounting similar to the accounting used by most private-sector companies. This basis of accounting will take into account all of the current year's revenues and expenses regardless of when cash is received or paid.

These two statements report the School's *net position* and changes in net position. This change in net position is important because it tells the reader that, for the School as a whole, the *financial position* of the School has improved or diminished. The causes of this change may be the result of many factors, some financial, some not.

The statement of cash flows provides information about how the School finances and meets the cash flow needs of its operations.

Notes to the Basic Financial Statements

The notes provide additional information that is essential to a full understanding of the data provided in the basic financial statements.

Required Supplementary Information

In addition to the basic financial statements and accompanying notes, this report also presents certain required supplementary information concerning the School's net pension liability and net OPEB liability/asset.

**SULLIVANT AVENUE COMMUNITY SCHOOL
FRANKLIN COUNTY, OHIO**

**MANAGEMENT'S DISCUSSION AND ANALYSIS
FOR THE FISCAL YEAR ENDED JUNE 30, 2023**

The table below provides a summary of the School's net position for fiscal year 2023 and 2022.

	<u>2023</u>	<u>2022</u>
Net Position		
<u>Assets</u>		
Current assets	\$ 1,608,971	\$ 1,076,582
Non-current assets	<u>7,927,810</u>	<u>8,061,945</u>
Total assets	<u>9,536,781</u>	<u>9,138,527</u>
<u>Deferred outflows of resources</u>	<u>669,789</u>	<u>777,229</u>
<u>Liabilities</u>		
Current liabilities	575,286	331,418
Long-term liabilities	<u>11,004,721</u>	<u>10,447,688</u>
Total liabilities	<u>11,580,007</u>	<u>10,779,106</u>
<u>Deferred inflows of resources</u>	<u>819,137</u>	<u>1,591,507</u>
<u>Net Position</u>		
Net investment in capital assets	(1,230,872)	(1,020,354)
Restricted	162,555	160,483
Unrestricted (deficit)	<u>(1,124,257)</u>	<u>(1,594,986)</u>
Total net position (deficit)	<u>\$ (2,192,574)</u>	<u>\$ (2,454,857)</u>

The net pension liability is reported pursuant to Governmental Accounting Standards Board (GASB) Statement 68, "Accounting and Financial Reporting for Pensions - an Amendment of GASB Statement 27." The net other postemployment benefits (OPEB) liability/asset is reported pursuant to GASB Statement 75, "Accounting and Financial Reporting for Postemployment Benefits Other Than Pensions." For reasons discussed below, many end users of this financial statement will gain a clearer understanding of the School's actual financial condition by adding deferred inflows related to pension and OPEB, the net pension liability, and the net OPEB liability to the reported net position and subtracting deferred outflows related to pension and OPEB and the net OPEB asset.

Governmental Accounting Standards Board standards are national and apply to all government financial reports prepared in accordance with generally accepted accounting principles. Prior accounting for pensions (GASB 27) and postemployment benefits (GASB 45) focused on a funding approach. This approach limited pension and OPEB costs to contributions annually required by law, which may or may not be sufficient to fully fund each plan's *net pension liability* or *net OPEB liability*. GASB 68 and GASB 75 take an earnings approach to pension and OPEB accounting; however, the nature of Ohio's statewide pension/OPEB plans and state law governing those systems requires additional explanation in order to properly understand the information presented in these statements.

GASB 68 and GASB 75 require the net pension liability and the net OPEB liability/asset to equal the School's proportionate share of each plan's collective:

1. Present value of estimated future pension/OPEB benefits attributable to active and inactive employees' past service.
2. Minus plan assets available to pay these benefits.

**SULLIVANT AVENUE COMMUNITY SCHOOL
FRANKLIN COUNTY, OHIO**

**MANAGEMENT'S DISCUSSION AND ANALYSIS
FOR THE FISCAL YEAR ENDED JUNE 30, 2023**

GASB notes that pension and OPEB obligations, whether funded or unfunded, are part of the "employment exchange" - that is, the employee is trading his or her labor in exchange for wages, benefits, and the promise of a future pension and other postemployment benefits. GASB noted that the unfunded portion of this promise is a present obligation of the government, part of a bargained-for benefit to the employee, and should accordingly be reported by the government as a liability since they received the benefit of the exchange. However, the School is not responsible for certain key factors affecting the balance of these liabilities. In Ohio, the employee shares the obligation of funding pension benefits with the employer. Both employer and employee contribution rates are capped by State statute. A change in these caps requires action of both Houses of the General Assembly and approval of the Governor. Benefit provisions are also determined by State statute. The Ohio Revised Code permits, but does not require, the retirement systems to provide healthcare to eligible benefit recipients. The retirement systems may allocate a portion of the employer contributions to provide for these OPEB benefits.

The employee enters the employment exchange with the knowledge that the employer's promise is limited not by contract but by law. The employer enters the exchange also knowing that there is a specific, legal limit to its contribution to the retirement system. In Ohio, there is no legal means to enforce the unfunded liability of the pension/OPEB plan *as against the public employer*. State law operates to mitigate/lessen the moral obligation of the public employer to the employee, because all parties enter the employment exchange with notice as to the law. The retirement system is responsible for the administration of the pension and OPEB plans.

Most long-term liabilities have set repayment schedules or, in the case of compensated absences (i.e. sick and vacation leave), are satisfied through paid time-off or termination payments. There is no repayment schedule for the net pension liability or the net OPEB liability. As explained above, changes in benefits, contribution rates, and return on investments affect the balance of these liabilities but are outside the control of the local government. In the event that contributions, investment returns, and other changes are insufficient to keep up with required payments, State statute does not assign/identify the responsible party for the unfunded portion. Due to the unique nature of how the net pension liability and the net OPEB liability are satisfied, these liabilities are separately identified within the long-term liability section of the statement of net position.

In accordance with GASB 68 and GASB 75, the School's statements prepared on an accrual basis of accounting include an annual pension expense and an annual OPEB expense for their proportionate share of each plan's *change* in net pension liability and net OPEB liability/asset, respectively, not accounted for as deferred inflows/outflows.

Over time, net position can serve as a useful indicator of a government's financial position. At June 30, 2023 and 2022, the School's net position totaled deficits of (\$2,192,574) and (\$2,454,857), respectively.

Current assets represent cash, restricted cash and cash equivalents held by trustee, accounts and intergovernmental receivables. Current liabilities represent accounts and intergovernmental payables for management fees, legal fees, and professional services. Refer to Notes 2.J, Note 5 and Note 11.B. for detail on the current receivables and payables.

Non-current assets at fiscal year-end include a net OPEB asset reported by the State Teachers Retirement System (STRS). See Note 9 for more detail.

At year-end, capital assets represented 81.22% of total assets. Capital assets consist of land, building and improvements, and construction in progress. During fiscal year 2021, the School entered into an agreement for a \$9,605,000 promissory note to purchase land, school facilities and for future capital improvements. Net position invested in capital assets at June 30, 2023, was a deficit of \$1,230,872. These capital assets are used to provide services to the students and are not available for future spending. Although the School's investment in capital assets are reported net of related debt, it should be noted that the resources to repay the debt must be provided from other sources, since capital assets may not be used to liquidate these liabilities.

Long-term liabilities include the promissory note (see Note 7 for detail), the net pension liability (see Note 8 for detail) and the net OPEB liability (see Note 9 for detail). Refer to Note 7 for a summary of the changes in the School's long-term obligations during fiscal year 2023.

**SULLIVANT AVENUE COMMUNITY SCHOOL
FRANKLIN COUNTY, OHIO**

**MANAGEMENT'S DISCUSSION AND ANALYSIS
FOR THE FISCAL YEAR ENDED JUNE 30, 2023**

The net pension liability increased \$587,997 or 43.73% and deferred inflows of resources related to pension decreased \$768,908. These changes were the result of changes at the pension system level for the State Teachers Retirement System (STRS) and the School Employees Retirement System (SERS). Primarily, net investment income on investments at both pension systems were negative for the fiscal year 2022 measurement date that are used for the fiscal year 2023 reporting. This caused a large decrease in their respective fiduciary net positions which was a drastic change from the previous fiscal year's large positive investment returns.

Net position of \$64,286 is restricted to reserve funds for debt service, \$26 is restricted for capital projects in conjunction with the promissory note issued in fiscal year 2022 (see Note 7 for detail), and \$61,139 is for capital reserve.

The table below shows the changes in net position for fiscal years 2023 and 2022.

	Change in Net Position	
	<u>2023</u>	<u>2022</u>
<u>Operating revenues:</u>		
State foundation	\$ 2,870,251	\$ 2,886,800
<u>Operating expenses:</u>		
Purchased services:		
Management fees	3,415,030	3,110,962
Sponsorship fees	86,107	83,545
Legal	39,821	27,753
Professional services	55,440	48,909
Other	57,798	9,347
Depreciation	191,445	189,122
Total operating expenses	<u>3,845,641</u>	<u>3,469,638</u>
<u>Non-operating revenues (expenses):</u>		
Federal and State grants	1,791,922	1,643,826
Interest earnings	8,455	155
Private contributions	103,809	-
Interest expense	(673,255)	(673,255)
Other non-operating revenue	6,742	-
Total non-operating revenues (expenses)	<u>1,237,673</u>	<u>970,726</u>
Change in net position	262,283	387,888
Net position (deficit) at beginning of year	<u>(2,454,857)</u>	<u>(2,842,745)</u>
Net position (deficit) at end of year	<u>\$ (2,192,574)</u>	<u>\$ (2,454,857)</u>

The revenue generated by a community school is almost entirely dependent on per-pupil allotment given by the State foundation and from Federal entitlement programs. Student enrollment decreased from 287 students in fiscal year 2022 to 278 students in fiscal year 2023. The revenue generated by a community school is almost entirely dependent on per-pupil allotment given by the State foundation and from Federal entitlement programs. The School relies on State foundation revenues for operations, with 60.03 percent and 63.72 percent of total revenues coming from State foundation for fiscal years 2023 and 2022, respectively.

**SULLIVANT AVENUE COMMUNITY SCHOOL
FRANKLIN COUNTY, OHIO**

**MANAGEMENT'S DISCUSSION AND ANALYSIS
FOR THE FISCAL YEAR ENDED JUNE 30, 2023**

The School received Federal grant monies through the Child Nutrition Lunch & Breakfast, American Rescue Plan (ARP) Elementary and Secondary School Emergency Relief (ESSER), ARP IDEA Part B Special Education, ARP IDEA Early Childhood Special Education, ARP Homeless Round II, Title I-A, Title I, Expanding Opportunities for Each Child, Title II-A, Title IV-A, IDEA-B Special Education, IDEA Early Childhood Special Education, and ESSER II programs during fiscal year 2023. During fiscal year 2023, the School was designated a Community School of Quality, and was eligible to receive up to \$1,750 in each fiscal year for each pupil identified as economically disadvantaged and up to \$1,000 in each fiscal year for all other pupils. The School received \$403,455 from the Quality Community School support program, which was a decrease of \$114,699 from fiscal year 2022. The School received \$103,809 in private contributions from Imagine Schools, Inc. during fiscal year 2023 to subsidize operating expenses.

The School contracted with Imagine Schools, Inc. for management services for fiscal years 2023 and 2022 (see Note 11.B to the notes to the basic financial statements for detail).

Capital Assets

At June 30, 2023, the School had \$7,745,417 (net of accumulated depreciation) invested in land, buildings and improvements, and construction in progress. See Note 6 to the basic financial statements for more detail on capital assets.

Debt

During fiscal year 2022, the School entered into an agreement for a promissory note to purchase land, school facilities and for future capital improvements. No principal payments were made on this debt obligation during fiscal year 2023. The promissory note liability (net of unamortized discount) outstanding at June 30, 2023 is \$8,976,289 and \$75,000 is due in one year. See Note 7 to the basic financial statements for more information.

Restrictions and Other Limitations

The future stability of the School is not without challenges. The School does not receive any funds from taxes. The primary source of funding is the State foundation program. An economic slowdown in the State could result in budgetary cuts to education, which would have a negative impact on the School.

Current Financial Related Activities

The School is sponsored by St. Aloysius. The School is reliant upon State foundation monies and Federal Sub-Grants to offer quality, educational services to students. In order to continually provide learning opportunities to the School's students, the School will apply resources to best meet the needs of its students. It is the intent of the School to apply for other State and Federal funds that are made available to finance its operations.

Contacting the School's Financial Management

This financial report is designed to provide our clients and creditors with a general overview of the School's finances and to show the School's accountability for the money it receives. If you have questions about this report or need additional financial information contact Mr. Dan Lamb, Treasurer, Charter School Specialists, 3435 Sullivant Avenue, Columbus, Ohio 43204-1103.

BASIC
FINANCIAL STATEMENTS

**SULLIVANT AVENUE COMMUNITY SCHOOL
FRANKLIN COUNTY, OHIO**

STATEMENT OF NET POSITION
JUNE 30, 2023

Assets:	
Current assets:	
Cash	\$ 1,046,449
Restricted cash and cash equivalents held by trustee	125,451
Receivables:	
Accounts	11,120
Intergovernmental	425,951
Total current assets	1,608,971
Non-current assets:	
Net OPEB asset	182,393
Capital assets, not being depreciated	609,211
Capital assets, being depreciated	7,136,206
Capital assets, net	7,745,417
Total non-current assets	7,927,810
Total assets	9,536,781
 Deferred outflows of resources:	
Pension	596,028
OPEB	73,761
Total deferred outflows of resources	669,789
 Liabilities:	
Current liabilities:	
Accounts payable	563,784
Intergovernmental payable	11,502
Total current liabilities	575,286
Long-term liabilities:	
Due within one year	75,000
Due in more than one year:	
Net pension liability	1,932,464
Net OPEB liability	95,968
Other amounts	8,901,289
Total long-term liabilities	11,004,721
Total liabilities	11,580,007
 Deferred inflows of resources:	
Pension	514,806
OPEB	304,331
Total deferred inflows of resources	819,137
 Net position:	
Net investment in capital assets	(1,230,872)
Restricted for:	
Debt service	64,286
Capital projects	26
Capital reserve	61,139
OPEB	37,104
Unrestricted (deficit)	(1,124,257)
Total net position (deficit)	\$ (2,192,574)

SEE ACCOMPANYING NOTES TO THE BASIC FINANCIAL STATEMENTS

**SULLIVANT AVENUE COMMUNITY SCHOOL
FRANKLIN COUNTY, OHIO**

STATEMENT OF REVENUES, EXPENSES AND
CHANGES IN NET POSITION
FOR THE FISCAL YEAR ENDED JUNE 30, 2023

Operating revenues:	
State foundation	<u>\$ 2,870,251</u>
Operating expenses:	
Purchased services:	
Management fees	3,415,030
Sponsorship fees	86,107
Legal fees	39,821
Professional services	55,440
Other	57,798
Depreciation	191,445
Total operating expenses	<u>3,845,641</u>
Operating loss	<u>(975,390)</u>
Non-operating revenues (expenses):	
Federal and State grants	1,791,922
Interest earnings	8,455
Private contributions	103,809
Other non-operating revenue	6,742
Interest expense	(673,255)
Total non-operating revenues (expenses)	<u>1,237,673</u>
Change in net position	262,283
Net position (deficit) at beginning of year	<u>(2,454,857)</u>
Net position (deficit) at end of year	<u>\$ (2,192,574)</u>

SEE ACCOMPANYING NOTES TO THE BASIC FINANCIAL STATEMENTS

**SULLIVAN AVENUE COMMUNITY SCHOOL
FRANKLIN COUNTY, OHIO**

STATEMENT OF CASH FLOWS
FOR THE FISCAL YEAR ENDED JUNE 30, 2023

Cash flows from operating activities:	
Cash received from State foundation	\$ 2,872,636
Cash payments for purchased services:	
Management fees	(3,215,616)
Sponsorship fees	(86,179)
Legal fees	(39,123)
Professional services	(55,440)
Cash payments for other expenses	(57,423)
Net cash used in operating activities	<u>(581,145)</u>
Cash flows from noncapital financing activities:	
Cash received from Federal and State grants	1,500,385
Cash received from other non-operating revenue	6,742
Net cash provided by noncapital financing activities	<u>1,507,127</u>
Cash flows from capital and related financing activities:	
financing activities:	
Interest expense	(653,860)
Acquisition of capital assets	(45,456)
Net cash used in capital and related financing activities	<u>(699,316)</u>
Cash flows from investing activities:	
Interest received	8,455
Net increase in cash	235,121
Cash and cash equivalents at beginning of year	<u>936,779</u>
Cash and cash equivalents at end of year	<u>\$ 1,171,900</u>
Reconciliation of operating loss to net cash used in operating activities:	
Operating loss	\$ (975,390)
Adjustments:	
Depreciation	191,445
Private contributions - Imagine Schools, Inc.	103,809
Changes in assets, deferred outflows, liabilities, and deferred inflows:	
(Increase) in accounts receivable	(7,140)
Decrease in intergovernmental receivable	1,409
(Increase) in net OPEB asset	(11,854)
Decrease in deferred outflows - pensions	83,382
Decrease in deferred outflows - OPEB	24,058
Increase in accounts payable	236,349
Increase in intergovernmental payable	7,519
Increase in net pension liability	587,997
(Decrease) in net OPEB liability	(50,359)
(Decrease) in deferred inflows - pensions	(768,908)
(Decrease) in deferred inflows - OPEB	(3,462)
Net cash used in operating activities	<u>\$ (581,145)</u>

SEE ACCOMPANYING NOTES TO THE BASIC FINANCIAL STATEMENTS

**SULLIVANT AVENUE COMMUNITY SCHOOL
FRANKLIN COUNTY, OHIO**

**NOTES TO THE BASIC FINANCIAL STATEMENTS
FOR THE FISCAL YEAR ENDED JUNE 30, 2023**

NOTE 1 - DESCRIPTION OF THE SCHOOL AND REPORTING ENTITY

The Sullivant Avenue Community School (the “School”) is a nonprofit corporation established pursuant to Ohio Revised Code Chapters 3314 and 1702. The School’s mission is to develop students in grades K-6 with active and creative minds, a sense of understanding and compassion for others, and the courage to do what is right. The School recognizes that each child is an individual, that all children are creative, and that all children need to succeed. The School respects the individual needs of children, fosters a caring and creative environment, and emphasizes the social, emotional, physical, and intellectual development of each child. The focus is on students residing in the Columbus City School District. The School may sue and be sued, acquire facilities as needed, and contract for any services necessary for the operation of the School.

The School was approved under contract with St. Aloysius (the “Sponsor”) commencing on April 18, 2008 and ending on June 30, 2010. On June 28, 2010 the contract was renewed commencing on July 1, 2010 and ending on June 30, 2013. On May 30, 2013 the contract was renewed for a term of two years commencing on July 1, 2013 and ending on June 30, 2015. On June 30, 2015, the contract was renewed for automatic one year terms effective July 1, 2015 through June 30, 2020. On May 28, 2020, the contract was renewed for a six year term commencing July 1, 2020 and ending on June 30, 2026. The Sponsor is responsible for evaluating the performance of the School and has the authority to deny renewal of the contract at its expiration.

The School operates under the direction of a Board of Directors which must contain at least five Directors who are not owners or employees, or relatives of owners or employees, of any for-profit company that operates or manages the School. The Board of Directors is responsible for carrying out the provisions of the contract, which include, but are not limited to, state-mandated provisions regarding student population, curriculum, academic goals, performance standards, admission standards and qualification of teachers. The Board of Directors controls the School’s instructional/support facility staffed by employees of the management company who provide services to 278 students.

The Reporting Entity

A reporting entity is comprised of the primary government, component units and other organizations that are included to ensure that the financial statements are not misleading.

The primary government consists of all funds, departments, boards and agencies that are not legally separate from the School. For the School, this includes general operations, food service, and student related activities of the School.

Component units are legally separate organizations for which the School is financially accountable. The School is financially accountable for an organization if the School appoints a voting majority of the organization’s Governing Board and (1) the School is able to significantly influence the programs or services performed or provided by the organization; or (2) the School is legally entitled to or can otherwise access the organization’s resources; or (3) the School is legally obligated or has otherwise assumed the responsibility to finance the deficits of, or provide financial support to, the organization; or (4) the School is obligated for the debt of the organization. Component units may also include organizations that are fiscally dependent on the School in that the School approves the budget, the issuance of debt or the levying of taxes. Certain organizations are also included as component units if the nature and significance of the relationship between the primary government and the organization is such that exclusion by the primary government would render the primary government’s financial statements incomplete or misleading. The School is reporting a blended component unit within its financial statements.

Blended Component Unit - Sullivant School Properties LLC (“Sullivant LLC”) is considered a blended component unit of the School by virtue of meeting the criteria noted above. Sullivant LLC was formed by the School as a wholly-owned and controlled subsidiary. Sullivant LLC was formed to acquire, hold, invest in, and lease real property for School operations. The School is obligated for the debt of the Sullivant LLC. See Note 13 for detail on Sullivant LLC’s fiscal year 2023 financial activity.

**SULLIVANT AVENUE COMMUNITY SCHOOL
FRANKLIN COUNTY, OHIO**

**NOTES TO THE BASIC FINANCIAL STATEMENTS
FOR THE FISCAL YEAR ENDED JUNE 30, 2023**

NOTE 2 - SUMMARY OF SIGNIFICANT ACCOUNTING POLICIES

The basic financial statements (BFS) of the School have been prepared in conformity with accounting principles generally accepted in the United States of America (GAAP) as applied to governmental units. The Governmental Accounting Standards Board (GASB) is the accepted standard-setting body for establishing governmental accounting and financial reporting principles. The School's significant accounting policies are described below.

A. Basis of Presentation

The School's basic financial statements consist of a statement of net position, a statement of revenues, expenses, and changes in net position, and a statement of cash flows. The School uses a single enterprise presentation. Enterprise reporting focuses on the determination of operating income, changes in net position, financial position, and cash flows.

B. Measurement Focus

Enterprise activity is accounted for using a flow of economic resources measurement focus. All assets and deferred outflows of resources and all liabilities and deferred inflows of resources associated with the operation of the School are included on the statement of net position. The statement of revenues, expenses and changes in net position presents increases (e.g. revenues) and decreases (e.g. expenses) in total net position. The statement of cash flows reflects how the School finances meet its cash flow needs.

C. Basis of Accounting

Basis of accounting determines when transactions are recognized in the financial records and reported on the financial statements. The School's financial statements are prepared using the accrual basis of accounting. Revenue resulting from exchange transactions, in which each party gives and receives essentially equal value, is recorded on the accrual basis when the exchange takes place. Revenue resulting from non-exchange transactions, in which the School receives value without directly giving equal value in return, such as grants and entitlements, are recognized in the period in which all eligibility requirements have been satisfied. Eligibility requirements include timing requirements, which specify the period when the resources are required to be used or the period when use is first permitted, matching requirements, in which the School must provide local resources to be used for a specific purpose, and expenditure requirements, in which the resources are provided to the School on a reimbursement basis. Expenses are recognized at the time they are incurred.

D. Deferred Outflows of Resources and Deferred Inflows of Resources

In addition to assets, the statement of net position will report a separate section for deferred outflows of resources. Deferred outflows of resources represent a consumption of net assets that applies to a future period and will not be recognized as an outflow of resources (expense/expenditure) until then. See Notes 8 and 9 for deferred outflows of resources related to net pension liability/asset and net OPEB liability/asset, respectively.

In addition to liabilities, the statement of net position will report a separate section for deferred inflows of resources. Deferred inflows of resources represent an acquisition of net assets that applies to a future period and will not be recognized as an inflow of resources (revenue) until that time. See Notes 8 and 9 for deferred inflows of resources related to net pension liability/asset and net OPEB liability/asset, respectively.

**SULLIVANT AVENUE COMMUNITY SCHOOL
FRANKLIN COUNTY, OHIO**

**NOTES TO THE BASIC FINANCIAL STATEMENTS
FOR THE FISCAL YEAR ENDED JUNE 30, 2023**

NOTE 2 - SUMMARY OF SIGNIFICANT ACCOUNTING POLICIES - (Continued)

E. Budgetary Process

Community schools are statutorily required to adopt a budget by Ohio Revised Code 3314.032(C). However, unlike traditional public schools located in the State of Ohio, community schools are not required to follow the specific budgetary process and limits set forth in the Ohio Revised Code Chapter 5705, unless specifically provided in the contract between the School and its Sponsor. The contract between the School and its Sponsor prescribes an annual budget requirement in addition to preparing a 5-year forecast, which is to be updated on an annual basis. Each year, the School Governing Board, with the assistance of the School's designated fiscal officer, is required to adopt an annual budget by the thirty-first day of October using the format and following the guidelines prescribed by the Ohio Department of Education (ODE).

F. Cash and Investments and Restricted Cash and Cash Equivalents

The School maintains one depository account which is presented as "cash" on the statement of net position. The School maintains three investment accounts which are held in trust in accordance with the promissory note agreement described in Note 7 and are presented as "restricted cash and cash equivalents held by trustee" on the statement of net position.

During fiscal year 2023, investments were limited to U.S. Government money markets, which are reported at fair value.

For purposes of the statement of cash flows, investments with original maturities of three months or less at the time they are purchased by the School are considered to be "cash and cash equivalents". Investments with an initial maturity of more than three months are considered to be "investments". The cash activity related to the cash and cash equivalents held by trustee is reported in the School's statement of cash flows.

An analysis of the School's investments at fiscal year-end is provided in Note 4.

G. Capital Assets

Capital assets are capitalized at cost or estimated historical cost and updated for additions and deletions during the fiscal year. The School has established a capitalization threshold of \$5,000. The School does not have any infrastructure. The costs of normal maintenance and repairs that do not add to the value of the asset or materially extend an asset's life are not capitalized.

All reported capital assets except land and construction in progress are depreciated. Improvements are depreciated over the remaining useful lives of the related capital assets.

Depreciation is computed using the straight-line method over the following useful lives:

<u>Description</u>	<u>Estimated Lives</u>
Land improvements	10 years
Buildings and improvements	25 - 40 years
Furniture and equipment	5 years
Computers	3 years
Software	3 years

**SULLIVANT AVENUE COMMUNITY SCHOOL
FRANKLIN COUNTY, OHIO**

NOTES TO THE BASIC FINANCIAL STATEMENTS
FOR THE FISCAL YEAR ENDED JUNE 30, 2023

NOTE 2 - SUMMARY OF SIGNIFICANT ACCOUNTING POLICIES - (Continued)

H. Net Position

Net position represents the difference between assets plus deferred outflows of resources and liabilities plus deferred inflows of resources. The net position component “net investment in capital assets,” consists of capital assets, net of accumulated depreciation, reduced by the outstanding balances of any borrowing or liabilities used for the acquisition, construction or improvement of those assets. Deferred outflows of resources and deferred inflows of resources that are attributable to the acquisition, construction or improvement of those assets or related debt also should be included in this component of net position. Net position is reported as restricted when there are limitations imposed on its use either through the enabling legislation adopted by the School or through external restrictions imposed by creditors, grantors or laws or regulations of other governments.

The School applies restricted resources first when an expense is incurred for purposes for which both restricted and unrestricted net position is available.

I. Intergovernmental Revenues

The School currently participates in the State Foundation, Student Wellness and Success, Special Education, Disadvantaged Pupil Impact Aid, English Learners, and Facilities Programs. Revenue received from these programs is recognized as operating revenues. Amounts awarded under these programs for the 2023 school year totaled \$2,870,251.

Grants and entitlements are recognized as non-operating revenues in the accounting period in which all eligibility requirements have been met. Eligibility includes timing requirements, which specify the year when the resources are required to be used or the fiscal year when use is first permitted; matching requirements, in which the School must provide local resources to be used for a specified purpose; and expenditure requirements, in which the resources are provided to the School on a reimbursement basis. Federal and State grant revenue received during fiscal year 2023 was \$1,791,922.

J. Accrued Liabilities and Long-Term Obligations

All payables and other accrued liabilities are reported on the statement of net position. Accrued liabilities include accounts payable (e.g. amounts due to Imagine Schools Inc. as further described in Note 11.B., the sponsor, and legal and professional fees) and intergovernmental payables (e.g. amounts due to the retirement systems and ODE). Long-term obligations are detailed in Note 7 and include notes payable, net pension liability and net OPEB liability. Net pension/OPEB liability should be recognized to the extent that benefit payments are due and payable and the pension/OPEB plan’s fiduciary net position is not sufficient for payment of those benefits.

K. Note Issuance Costs and Unamortized Discounts

In the financial statements, note issuance costs are recognized in the current period and are not amortized. Note discounts are amortized over the term of the notes using the straight-line method, which approximates the effective interest method. Unamortized note discounts are presented as a decrease of the face amount of the note payable (see Note 7).

L. Operating Revenues and Expenses

Operating revenues are those revenues that are generated directly from the primary activity of the School. Operating expenses are necessary costs incurred to provide the service that is the primary activity of the School. All revenues and expenses not meeting this definition are reported as non-operating.

**SULLIVANT AVENUE COMMUNITY SCHOOL
FRANKLIN COUNTY, OHIO**

NOTES TO THE BASIC FINANCIAL STATEMENTS
FOR THE FISCAL YEAR ENDED JUNE 30, 2023

NOTE 2 - SUMMARY OF SIGNIFICANT ACCOUNTING POLICIES - (Continued)

M. Pensions/Other Postemployment Benefits (OPEB)

For purposes of measuring the net pension/OPEB liability, net OPEB asset, deferred outflows of resources and deferred inflows of resources related to pensions/OPEB, and pension/OPEB expense, information about the fiduciary net position of the pension/OPEB plans and additions to/deductions from their fiduciary net position have been determined on the same basis as they are reported by the pension/OPEB plan. For this purpose, benefit payments (including refunds of employee contributions) are recognized when due and payable in accordance with the benefit terms. The pension/OPEB plans report investments at fair value.

N. Estimates

The preparation of financial statements in conformity with GAAP requires management to make estimates and assumptions that affect the amounts reported in the financial statements and accompanying notes. Actual results may differ from those estimates.

O. Fair Market Value

The School categorizes its fair value measurements within the fair value hierarchy established by generally accepted accounting principles. The hierarchy is based on the valuation inputs used to measure the fair value of the asset. Level 1 inputs are quoted prices in active markets for identical assets; Level 2 inputs are significant other observable inputs; Level 3 inputs are significant unobservable inputs.

NOTE 3 - ACCOUNTABILITY AND COMPLIANCE

Change in Accounting Principles

For fiscal year 2023, the School has implemented GASB Statement No. 91, "Conduit Debt Obligations", GASB Statement No. 94, "Public-Private and Public-Public Partnerships and Availability Payment Arrangements", GASB Statement No. 96, "Subscription Based Information Technology Arrangements", certain questions and answers of GASB Implementation Guide 2021-1 and certain paragraphs of GASB Statement No. 99, "Omnibus 2022".

GASB Statement No. 91 provides a single method of reporting conduit debt obligations by issuers and eliminate diversity in practice associated with (1) commitments extended by issuers, (2) arrangements associated with conduit debt obligations, and (3) related note disclosures. This Statement achieves those objectives by clarifying the existing definition of a conduit debt obligation; establishing that a conduit debt obligation is not a liability of the issuer; establishing standards for accounting and financial reporting of additional commitments and voluntary commitments extended by issuers and arrangements associated with conduit debt obligations; and improving required note disclosures. The implementation of GASB Statement No. 91 did not have an effect on the financial statements of the School.

GASB Statement No. 94 is to improve financial reporting by addressing issues related to public-private and public partnership arrangements (PPPs). As used in this Statement, a PPP is an arrangement in which a government (the transferor) contracts with an operator (a governmental or nongovernmental entity) to provide public services by conveying control of the right to operate or use a nonfinancial asset, such as infrastructure or other capital asset (the underlying PPP asset), for a period of time in an exchange or exchange-like transaction. The implementation of GASB Statement No. 94 did not have an effect on the financial statements of the School.

**SULLIVANT AVENUE COMMUNITY SCHOOL
FRANKLIN COUNTY, OHIO**

NOTES TO THE BASIC FINANCIAL STATEMENTS
FOR THE FISCAL YEAR ENDED JUNE 30, 2023

NOTE 3 - ACCOUNTABILITY AND COMPLIANCE - (Continued)

GASB Statement No. 96 provides guidance on the accounting and financial reporting for subscription-based information technology arrangements (SBITAs) for government end users (governments). This Statement (1) defines a SBITA; (2) establishes that a SBITA results in a right-to-use subscription asset - an intangible asset - and a corresponding subscription liability; (3) provides the capitalization criteria for outlays other than subscription payments, including implementation costs of a SBITA; and (4) requires note disclosures regarding a SBITA. To the extent relevant, the standards for SBITAs are based on the standards established in Statement No. 87, Leases, as amended. The implementation of GASB Statement No. 96 did not have an effect on the financial statements of the School.

GASB Implementation Guide 2021-1 provides clarification on issues related to previously established GASB guidance. The implementation of GASB Implementation Guide 2021-1 did not have an effect on the financial statements of the School.

GASB Statement No. 99 to enhance comparability in accounting and financial reporting and to improve the consistency of authoritative literature by addressing (1) practice issues that have been identified during implementation and application of certain GASB Statements and (2) accounting and financial reporting for financial guarantees. The implementation of GASB Statement No. 99 did not have an effect on the financial statements of the School.

GASB Implementation Guide 2021-1 provides clarification on issues related to previously established GASB guidance. The implementation of GASB Implementation Guide 2021-1 did not have an effect on the financial statements of the School.

GASB Statement No. 99 to enhance comparability in accounting and financial reporting and to improve the consistency of authoritative literature by addressing (1) practice issues that have been identified during implementation and application of certain GASB Statements and (2) accounting and financial reporting for financial guarantees. The implementation of GASB Statement No. 99 did not have an effect on the financial statements of the School.

NOTE 4 - DEPOSITS AND INVESTMENTS

A. Deposits with Financial Institutions

At June 30, 2023, the carrying amount of School deposits was \$1,046,449 and the bank balance of School deposits was \$1,064,235. Of the bank balance, \$250,000 was covered by the Federal Deposit Insurance Corporation (FDIC) and \$814,235 was exposed to custodial credit risk. There are no significant statutory restrictions regarding the deposit and investment of funds by the non-profit corporation.

B. Investments

As of June 30, 2023, the School had the following investment and maturity:

<u>Measurement/ Investment type</u> <i>Fair value</i>	<u>Measurement Value</u>	<u>Investment Maturity of 6 months or less</u>
U.S. Government money markets	\$ 125,451	\$ 125,451

The School's investments in U.S. Government money market funds are valued using quoted market prices in active markets (Level 1 inputs).

**SULLIVANT AVENUE COMMUNITY SCHOOL
FRANKLIN COUNTY, OHIO**

NOTES TO THE BASIC FINANCIAL STATEMENTS
FOR THE FISCAL YEAR ENDED JUNE 30, 2023

NOTE 4 - DEPOSITS AND INVESTMENTS - (Continued)

Interest Rate Risk: Interest rate risk arises as potential purchasers of debt securities will not agree to pay face value for those securities if interest rates subsequently increase. As a means of limiting its exposure to fair value losses arising from rising interest rates and according to State law, the School's investment policy limits investment portfolio maturities to five years or less.

Credit Risk: The U.S. Government money market funds were not rated. The School's investment policy does not specifically address credit risk beyond requiring the School to only invest in securities authorized by State statute.

Custodial Credit Risk: For an investment, custodial credit risk is the risk that, in the event of the failure of the counterparty, the School will not be able to recover the value of its investments or collateral securities that are in the possession of an outside party. The School has no investment policy dealing with investment custodial credit risk beyond the requirement in State statute that prohibits payment for investments prior to the delivery of the securities representing such investments to the Treasurer or qualified trustee.

Concentration of Credit Risk: The School places no limit on the amount that may be invested in any one issuer. The School had \$125,451 in investments in U.S. Government money markets at June 30, 2023.

NOTE 5 - RECEIVABLES

Receivables at June 30, 2023, consisted of intergovernmental receivables (e.g. grants and entitlements and amounts due from ODE and the state retirement systems) and accounts receivable from Imagine Schools, Inc. All receivables are considered collectible in full.

NOTE 6 - CAPITAL ASSETS

Capital asset activity for fiscal year 2023 was as follows:

	Balance			Balance
	<u>07/01/22</u>	<u>Additions</u>	<u>Disposals</u>	<u>06/30/23</u>
<i>Capital assets, not being depreciated:</i>				
Land	\$ 609,211	\$ -	\$ -	\$ 609,211
Construction in progress	<u>1,000</u>	<u>45,456</u>	<u>(46,456)</u>	<u>-</u>
Total capital assets, not being depreciated	<u>610,211</u>	<u>45,456</u>	<u>(46,456)</u>	<u>609,211</u>
<i>Capital assets, being depreciated:</i>				
Land improvements	-	46,456	-	46,456
Buildings and improvements	<u>7,564,878</u>	<u>-</u>	<u>-</u>	<u>7,564,878</u>
Total capital assets, being depreciated	<u>7,564,878</u>	<u>46,456</u>	<u>-</u>	<u>7,611,334</u>
<i>Less: accumulated depreciation:</i>				
Land improvements	-	(2,323)	-	(2,323)
Buildings and improvements	<u>(283,683)</u>	<u>(189,122)</u>	<u>-</u>	<u>(472,805)</u>
Total accumulated depreciation	<u>(283,683)</u>	<u>(191,445)</u>	<u>-</u>	<u>(475,128)</u>
Total capital assets, being depreciated	<u>7,281,195</u>	<u>(144,989)</u>	<u>-</u>	<u>7,136,206</u>
Governmental activities capital assets, net	<u>\$ 7,891,406</u>	<u>\$ (99,533)</u>	<u>\$ (46,456)</u>	<u>\$ 7,745,417</u>

**SULLIVANT AVENUE COMMUNITY SCHOOL
FRANKLIN COUNTY, OHIO**

NOTES TO THE BASIC FINANCIAL STATEMENTS
FOR THE FISCAL YEAR ENDED JUNE 30, 2023

NOTE 7 - LONG-TERM LIABILITIES

The following changes occurred in the long-term obligations during fiscal year 2023:

	Balance			Balance	Amounts
	<u>07/01/22</u>	<u>Additions</u>	<u>Reductions</u>	<u>06/30/23</u>	<u>Due in</u> <u>One Year</u>
Series 2021 promissory note - (direct financing)					
Columbus-Franklin County Finance Authority lease revenue bonds (Sullivant Avenue Community School), series 2021	\$ 9,605,000	\$ -	\$ -	\$ 9,605,000	\$ 75,000
Discount	(648,106)	-	19,395	(628,711)	-
Series 2021 promissory note, net	<u>8,956,894</u>	<u>-</u>	<u>19,395</u>	<u>8,976,289</u>	<u>75,000</u>
Net pension liability:					
STRS	1,034,185	531,710	-	1,565,895	-
SERS	310,282	56,287	-	366,569	-
Total net pension liability	<u>1,344,467</u>	<u>587,997</u>	<u>-</u>	<u>1,932,464</u>	<u>-</u>
Net OPEB liability:					
SERS	146,327	-	(50,359)	95,968	-
Total long-term obligations	<u>\$ 10,447,688</u>	<u>\$ 587,997</u>	<u>\$ (30,964)</u>	<u>\$ 11,004,721</u>	<u>\$ 75,000</u>

Series 2021 Promissory Note - On March 11, 2021, a \$9,605,000 promissory note was issued to evidence the loan agreement dated March 1, 2021 between the Sullivant LLC and the Columbus-Franklin County Finance Authority (“Authority”). Sullivant LLC entered into a loan agreement with the Authority to borrow \$9,605,000 in proceeds from the issuance of the Authority’s Lease Revenue Bonds (Sullivant Avenue Community School), Series 2021. Payments of principal and interest on this note shall be due no later than the first day of each month (each a “lease payment” date), commencing on April 1, 2021, in the amounts set forth in the Lease Agreement as of March 1, 2021, between the Sullivant LLC and the School. UMB Bank (“Trustee”) has been designated as the paying agent, registrar and trustee. Payments of both principal and interest are to be irrevocably assigned by the Authority to the Trustee pursuant to the indenture. At June 30, 2023, \$64,286 was held in trust for debt service payments.

\$8,174,089 of the note proceeds were used to finance the purchase of land and school facilities and \$46,134 was placed in trust for future capital improvements. All of the note proceeds were spent as of June 30, 2023.

The promissory note is considered a direct financing. Direct financings have terms negotiated directly between the borrower and the lender and are not offered for public sale. In the event Sullivant LLC fails to make any payments required in this note, such payment so in default shall continue as an obligation of Sullivant LLC until the amount in default shall have been fully paid, and Sullivant LLC agrees to pay the same with interest thereon at the rate of interest specified in the loan agreement (to the extent legally forceable) until paid. Sullivant LLC shall have the option to prepay the unpaid balance in whole or in part in accordance with the loan agreement. Upon default, at the option of the holder, the entire indebtedness evidenced shall become due, payable and collectible then and thereafter as the holder may elect, regardless of the date of maturity hereof. Prior to the exercise of such option, the Trustee shall give written notice thereof to Sullivant LLC. Until the note is terminated and paid in full, Sullivant LLC (1) will not suspend or discontinue any payments under the loan agreement or neglect to perform any of its duties required thereunder, (2) will perform and observe all of its obligations as set forth in the loan agreement, mortgage and this note, and (3) except as provided in the loan agreement, will not terminate the loan agreement, mortgage or this note for any cause.

**SULLIVANT AVENUE COMMUNITY SCHOOL
FRANKLIN COUNTY, OHIO**

NOTES TO THE BASIC FINANCIAL STATEMENTS
FOR THE FISCAL YEAR ENDED JUNE 30, 2023

NOTE 7 - LONG-TERM LIABILITIES - (Continued)

The following is the base lease payment schedule for the series 2021 promissory note:

Year Ended	2021 Promissory Note		
	Principal	Interest	Total
2024	\$ 75,000	\$ 653,860	\$ 728,860
2025	80,000	647,297	727,297
2026	85,000	640,297	725,297
2027	95,000	632,860	727,860
2028	105,000	625,868	730,868
2029 - 2033	630,000	3,015,154	3,645,154
2034 - 2038	870,000	2,772,366	3,642,366
2039 - 2043	1,205,000	2,435,838	3,640,838
2044 - 2048	1,670,000	1,970,672	3,640,672
2049 - 2053	2,310,000	1,325,294	3,635,294
2054 - 2057	2,480,000	432,145	2,912,145
Total	<u>\$ 9,605,000</u>	<u>\$ 15,151,651</u>	<u>\$ 24,756,651</u>

Net Pension Liability: See Note 8 for information on the School's net pension liability.

Net OPEB Liability: See Note 9 for information on the School's net OPEB liability.

NOTE 8 - DEFINED BENEFIT PENSION PLANS

The School has contracted with Imagine Schools, Inc. (see Note 11.B) to provide employee services and to pay those employees. However, these contract services do not relieve the School of the obligation for remitting pension contributions. The retirement systems consider the School as the Employer-of-Record and the School ultimately responsible for remitting retirement contributions to the systems noted below.

The Statewide retirement systems provide both pension benefits and other postemployment benefits (OPEB).

Net Pension Liability/Net OPEB Liability/Asset

The net pension liability and the net OPEB liability/asset reported on the statement of net position represents a liability or asset to employees for pensions and OPEB, respectively.

Pensions and OPEB are a component of exchange transactions - between an employer and its employees - of salaries and benefits for employee services. Pensions/OPEB are provided to an employee - on a deferred-payment basis - as part of the total compensation package offered by an employer for employee services each financial period. The obligation to sacrifice resources for pensions is a present obligation because it was created as a result of employment exchanges that already have occurred.

The net pension/OPEB liability (asset) represent the School's proportionate share of each pension/OPEB plan's collective actuarial present value of projected benefit payments attributable to past periods of service, net of each pension/OPEB plan's fiduciary net position. The net pension/OPEB liability (asset) calculation is dependent on critical long-term variables, including estimated average life expectancies, earnings on investments, cost of living adjustments and others. While these estimates use the best information available, unknowable future events require adjusting these estimates annually.

**SULLIVANT AVENUE COMMUNITY SCHOOL
FRANKLIN COUNTY, OHIO**

NOTES TO THE BASIC FINANCIAL STATEMENTS
FOR THE FISCAL YEAR ENDED JUNE 30, 2023

NOTE 8 - DEFINED BENEFIT PENSION PLANS - (Continued)

The Ohio Revised Code limits the School’s obligation for this liability to annually required payments. The School cannot control benefit terms or the manner in which pensions/OPEB are financed; however, the School does receive the benefit of employees’ services in exchange for compensation including pension and OPEB.

GASB 68/75 assumes the liability is solely the obligation of the employer, because (1) they benefit from employee services; and (2) State statute requires funding to come from these employers. All pension contributions to date have come solely from these employers (which also includes pension costs paid in the form of withholdings from employees). The retirement systems may allocate a portion of the employer contributions to provide for these OPEB benefits. In addition, health care plan enrollees pay a portion of the health care costs in the form of a monthly premium. State statute requires the retirement systems to amortize unfunded pension liabilities within 30 years. If the pension amortization period exceeds 30 years, each retirement system’s board must propose corrective action to the State legislature. Any resulting legislative change to benefits or funding could significantly affect the net pension/OPEB liability (asset). Resulting adjustments to the net pension/OPEB liability (asset) would be effective when the changes are legally enforceable. The Ohio Revised Code permits, but does not require, the retirement systems to provide healthcare to eligible benefit recipients.

The remainder of this note includes the required pension disclosures. See Note 9 for the required OPEB disclosures.

The proportionate share of each plan’s unfunded benefits is presented as a long-term *net pension/OPEB liability (asset)* on the accrual basis of accounting. Any liability for the contractually required pension contribution outstanding at the end of the year is included in intergovernmental payable.

Plan Description - School Employees Retirement System (SERS)

Plan Description - The School’s non-teaching employees participate in SERS, a cost-sharing multiple-employer defined benefit pension plan administered by SERS. SERS provides retirement, disability and survivor benefits, annual cost-of-living adjustments, and death benefits to plan members and beneficiaries. Authority to establish and amend benefits is provided by Ohio Revised Code Chapter 3309. SERS issues a publicly available, stand-alone financial report that includes financial statements, required supplementary information and detailed information about SERS’ fiduciary net position. That report can be obtained by visiting the SERS website at www.ohsers.org under Employers/Audit Resources.

Age and service requirements for retirement are as follows:

	Eligible to Retire on or before August 1, 2017 *	Eligible to Retire after August 1, 2017
Full benefits	Any age with 30 years of service credit	Age 67 with 10 years of service credit; or Age 57 with 30 years of service credit
Actuarially reduced benefits	Age 60 with 5 years of service credit; or Age 55 with 25 years of service credit	Age 62 with 10 years of service credit; or Age 60 with 25 years of service credit

* Members with 25 years of service credit as of August 1, 2017 will be included in this plan.

Annual retirement benefits are calculated based on final average salary multiplied by a percentage that varies based on years of service; 2.2% for the first thirty years of service and 2.5% for years of service credit over 30. Final average salary is the average of the highest three years of salary.

**SULLIVANT AVENUE COMMUNITY SCHOOL
FRANKLIN COUNTY, OHIO**

**NOTES TO THE BASIC FINANCIAL STATEMENTS
FOR THE FISCAL YEAR ENDED JUNE 30, 2023**

NOTE 8 - DEFINED BENEFIT PENSION PLANS - (Continued)

An individual whose benefit effective date is before April 1, 2018, is eligible for a cost-of-living adjustment (COLA) on the first anniversary date of the benefit. Beginning April 1, 2018, new benefit recipients must wait until the fourth anniversary of their benefit for COLA eligibility. The COLA is added each year to the base benefit amount on the anniversary date of the benefit. A three-year COLA suspension was in effect for all benefit recipients for the years 2018, 2019, and 2020. Upon resumption of the COLA, it will be indexed to the percentage increase in the CPI-W, not to exceed 2.5% and with a floor of 0%. In 2022, the Board of Trustees approved a 2.5% cost-of-living adjustment (COLA) for eligible retirees and beneficiaries in 2023.

Funding Policy - Plan members are required to contribute 10.00% of their annual covered salary and the School is required to contribute 14.00% of annual covered payroll. The contribution requirements of plan members and employers are established and may be amended by the SERS' Retirement Board up to statutory maximum amounts of 10.00% for plan members and 14.00% for employers. The Retirement Board, acting with the advice of the actuary, allocates the employer contribution rate among four of the System's funds (Pension Trust Fund, Death Benefit Fund, Medicare B Fund, and Health Care Fund). For the fiscal year ended June 30, 2023, the allocation to pension, death benefits, and Medicare B was 14.00%. For fiscal year 2023, the Retirement Board did not allocate any employer contribution to the Health Care Fund.

The School's contractually required contribution to SERS was \$23,996 for fiscal year 2023.

Plan Description - State Teachers Retirement System (STRS)

Plan Description - Licensed teachers participate in STRS, a cost-sharing multiple-employer public employee retirement system administered by STRS. STRS provides retirement and disability benefits to members and death and survivor benefits to beneficiaries. STRS issues a stand-alone financial report that includes financial statements, required supplementary information and detailed information about STRS' fiduciary net position. That report can be obtained by writing to STRS, 275 E. Broad St., Columbus, OH 43215-3771, by calling (888) 227-7877, or by visiting the STRS website at www.strsoh.org.

New members have a choice of three retirement plans: a Defined Benefit (DB) Plan, a Defined Contribution (DC) Plan and a Combined (CO) Plan. Benefits are established by Ohio Revised Code Chapter 3307.

The DB plan offers an annual retirement allowance based on final average salary multiplied by a percentage that varies based on years of service. Effective August 1, 2015, the calculation is 2.20% of final average salary for the five highest years of earnings multiplied by all years of service. Eligibility changes will be phased in until August 1, 2023, when retirement eligibility for unreduced benefits will be five years of service credit and age 65, or 35 years of service credit and at least age 60.

Eligibility changes for DB Plan members who retire with actuarially reduced benefits will be phased in until August 1, 2023 when retirement eligibility will be five years of qualifying service credit and age 60, or 30 years of service credit regardless of age.

The DC Plan allows members to place all of their member contributions and 9.53% of the 14% employer contributions into an investment account. The member determines how to allocate the member and employer money among various investment choices offered by STRS Ohio. The remaining 4.47% of the 14% employer rate is allocated to the defined benefit unfunded liability. A member is eligible to receive a retirement benefit at age 50 and termination of employment. The member may elect to receive a lifetime monthly annuity or a lump sum withdrawal.

**SULLIVANT AVENUE COMMUNITY SCHOOL
FRANKLIN COUNTY, OHIO**

NOTES TO THE BASIC FINANCIAL STATEMENTS
FOR THE FISCAL YEAR ENDED JUNE 30, 2023

NOTE 8 - DEFINED BENEFIT PENSION PLANS - (Continued)

The Combined Plan offers features of both the DB Plan and the DC Plan. In the Combined Plan, 12% of the 14% member rate goes to the DC Plan and the remaining 2% is applied to the DB Plan. Member contributions to the DC Plan are allocated among investment choices by the member, and contributions to the DB Plan from the employer and the member are used to fund the defined benefit payment at a reduced level from the regular DB Plan. The defined benefit portion of the Combined Plan payment is payable to a member on or after age 60 with five years of service. The defined contribution portion of the account may be taken as a lump sum payment or converted to a lifetime monthly annuity after termination of employment at age 50 and after termination of employment.

New members who choose the DC Plan or Combined Plan will have another opportunity to reselect a permanent plan during their fifth year of membership. Members may remain in the same plan or transfer to another STRS plan. The optional annuitization of a member's defined contribution account or the defined contribution portion of a member's Combined Plan account to a lifetime benefit results in STRS bearing the risk of investment gain or loss on the account. STRS has therefore included all three plan options as one defined benefit plan for GASB 68 reporting purposes.

A DB or Combined Plan member with five or more years of credited service, who is determined to be disabled, may qualify for a disability benefit. New members, on or after July 1, 2013, must have at least ten years of qualifying service credit to apply for disability benefits. Members in the DC Plan who become disabled are entitled only to their account balance. Eligible survivors of members who die before service retirement may qualify for monthly benefits. If a member of the DC Plan dies before retirement benefits begin, the member's designated beneficiary is entitled to receive the member's account balance.

Funding Policy - Employer and member contribution rates are established by the State Teachers Retirement Board and limited by Chapter 3307 of the Ohio Revised Code. The fiscal year 2023 employer and employee contribution rate of 14% was equal to the statutory maximum rates. For fiscal year 2023, the full employer contribution was allocated to pension.

The School's contractually required contribution to STRS was \$169,987 for fiscal year 2023. Of this amount, \$6,604 is reported as intergovernmental payable.

Pension Liabilities, Pension Expense, and Deferred Outflows of Resources and Deferred Inflows of Resources Related to Pensions

The net pension liability was measured as of June 30, 2022, and the total pension liability used to calculate the net pension liability was determined by an actuarial valuation as of that date. The School's proportion of the net pension liability was based on the School's share of contributions to the pension plan relative to the contributions of all participating entities.

Following is information related to the proportionate share and pension expense:

	<u>SERS</u>	<u>STRS</u>	<u>Total</u>
Proportion of the net pension liability prior measurement date	0.00840940%	0.00808848%	
Proportion of the net pension liability current measurement date	<u>0.00677730%</u>	<u>0.00704402%</u>	
Change in proportionate share	<u>-0.00163210%</u>	<u>-0.00104446%</u>	
Proportionate share of the net pension liability	\$ 366,569	\$ 1,565,895	\$ 1,932,464
Pension expense	\$ 25,890	\$ 70,564	\$ 96,454

**SULLIVANT AVENUE COMMUNITY SCHOOL
FRANKLIN COUNTY, OHIO**

NOTES TO THE BASIC FINANCIAL STATEMENTS
FOR THE FISCAL YEAR ENDED JUNE 30, 2023

NOTE 8 - DEFINED BENEFIT PENSION PLANS - (Continued)

At June 30, 2023, the School reported deferred outflows of resources and deferred inflows of resources related to pensions from the following sources:

	<u>SERS</u>	<u>STRS</u>	<u>Total</u>
Deferred outflows of resources			
Differences between expected and actual experience	\$ 14,847	\$ 20,045	\$ 34,892
Net difference between projected and actual earnings on pension plan investments	-	54,492	54,492
Changes of assumptions	3,617	187,390	191,007
Difference between employer contributions and proportionate share of contributions/ change in proportionate share	7,221	114,433	121,654
Contributions subsequent to the measurement date	<u>23,996</u>	<u>169,987</u>	<u>193,983</u>
Total deferred outflows of resources	<u>\$ 49,681</u>	<u>\$ 546,347</u>	<u>\$ 596,028</u>
	<u>SERS</u>	<u>STRS</u>	<u>Total</u>
Deferred inflows of resources			
Differences between expected and actual experience	\$ 2,406	\$ 5,990	\$ 8,396
Net difference between projected and actual earnings on pension plan investments	12,793	-	12,793
Changes of assumptions	-	141,051	141,051
Difference between employer contributions and proportionate share of contributions/ change in proportionate share	<u>64,022</u>	<u>288,544</u>	<u>352,566</u>
Total deferred inflows of resources	<u>\$ 79,221</u>	<u>\$ 435,585</u>	<u>\$ 514,806</u>

\$193,983 reported as deferred outflows of resources related to pension resulting from School contributions subsequent to the measurement date will be recognized as a reduction of the net pension liability in the fiscal year ending June 30, 2024.

Other amounts reported as deferred outflows of resources and deferred inflows of resources related to pension will be recognized in pension expense as follows:

	<u>SERS</u>	<u>STRS</u>	<u>Total</u>
Fiscal Year Ending June 30:			
2024	\$ (27,351)	\$ (161,562)	\$ (188,913)
2025	(30,010)	(89,043)	(119,053)
2026	(1,234)	(108,478)	(109,712)
2027	<u>5,059</u>	<u>299,858</u>	<u>304,917</u>
Total	<u>\$ (53,536)</u>	<u>\$ (59,225)</u>	<u>\$ (112,761)</u>

**SULLIVANT AVENUE COMMUNITY SCHOOL
FRANKLIN COUNTY, OHIO**

NOTES TO THE BASIC FINANCIAL STATEMENTS
FOR THE FISCAL YEAR ENDED JUNE 30, 2023

NOTE 8 - DEFINED BENEFIT PENSION PLANS - (Continued)

Actuarial Assumptions - SERS

SERS' total pension liability was determined by their actuaries in accordance with GASB Statement No. 67, as part of their annual actuarial valuation for each defined benefit retirement plan. Actuarial valuations of an ongoing plan involve estimates of the value of reported amounts (e.g., salaries, credited service) and assumptions about the probability of occurrence of events far into the future (e.g., mortality, disabilities, retirements, employment termination). Actuarially determined amounts are subject to continual review and potential modifications, as actual results are compared with past expectations and new estimates are made about the future.

Projections of benefits for financial reporting purposes are based on the substantive plan (the plan as understood by the employers and plan members) and include the types of benefits provided at the time of each valuation and the historical pattern of sharing benefit costs between the employers and plan members to that point. The projection of benefits for financial reporting purposes does not explicitly incorporate the potential effects of legal or contractual funding limitations.

Actuarial calculations reflect a long-term perspective. For a newly hired employee, actuarial calculations will take into account the employee's entire career with the employer and also take into consideration the benefits, if any, paid to the employee after termination of employment until the death of the employee and any applicable contingent annuitant. In many cases actuarial calculations reflect several decades of service with the employer and the payment of benefits after termination.

Key methods and assumptions used in calculating the total pension liability in the latest actuarial valuation, prepared as of June 30, 2022, are presented below:

Wage inflation:	
Current measurement date	2.40%
Prior measurement date	2.40%
Future salary increases, including inflation:	
Current measurement date	3.25% to 13.58%
Prior measurement date	3.25% to 13.58%
COLA or ad hoc COLA:	
Current measurement date	2.00%
Prior measurement date	2.00%
Investment rate of return:	
Current measurement date	7.00% net of system expenses
Prior measurement date	7.00% net of system expenses
Discount rate:	
Current measurement date	7.00%
Prior measurement date	7.00%
Actuarial cost method	Entry age normal (level percent of payroll)

In 2022, mortality rates were based on the PUB-2010 General Employee Amount Weight Below Median Healthy Retiree mortality table projected to 2017 with ages set forward 1 year and adjusted 94.20% for males and set forward 2 years and adjusted 81.35% for females. Mortality among disabled members were based upon the PUB-2010 General Disabled Retiree mortality table projected to 2017 with ages set forward 5 years and adjusted 103.3% for males and set forward 3 years and adjusted 106.8% for females. Future improvement in mortality rates is reflected by applying the MP-2020 projection scale generationally.

**SULLIVANT AVENUE COMMUNITY SCHOOL
FRANKLIN COUNTY, OHIO**

NOTES TO THE BASIC FINANCIAL STATEMENTS
FOR THE FISCAL YEAR ENDED JUNE 30, 2023

NOTE 8 - DEFINED BENEFIT PENSION PLANS - (Continued)

In the prior measurement date, mortality rates were based on the PUB-2010 General Employee Amount Weight Below Median Healthy Retiree mortality table projected to 2017 with ages set forward 1 year and adjusted 94.20% for males and set forward 2 years and adjusted 81.35% for females. Mortality among disabled members were based upon the PUB-2010 General Disabled Retiree mortality table projected to 2017 with ages set forward 5 years and adjusted 103.3% for males and set forward 3 years and adjusted 106.8% for females. Future improvement in mortality rates is reflected by applying the MP-2020 projection scale generationally.

The most recent experience study was completed for the five-year period ended June 30, 2020.

The long-term return expectation for the Pension Plan Investments has been determined using a building-block approach and assumes a time horizon, as defined in SERS' *Statement of Investment Policy*. A forecasted rate of inflation serves as the baseline for the return expectation. Various real return premiums over the baseline inflation rate have been established for each asset class. The long-term expected nominal rate of return has been determined by calculating a weighted average of the expected real return premiums for each asset class, adding the projected inflation rate, and adding the expected return from rebalancing uncorrelated asset classes.

The target allocation and best estimates of arithmetic real rates of return for each major asset class are summarized in the following table:

<u>Asset Class</u>	<u>Target Allocation</u>	<u>Long-Term Expected Real Rate of Return</u>
Cash	2.00 %	(0.45) %
US Equity	24.75	5.37
Non-US Equity Developed	13.50	6.22
Non-US Equity Emerging	6.75	8.22
Fixed Income/Global Bonds	19.00	1.20
Private Equity	11.00	10.05
Real Estate/Real Assets	16.00	4.87
Multi-Asset Strategy	4.00	3.39
Private Debt/Private Credit	3.00	5.38
Total	<u>100.00 %</u>	

Discount Rate - The total pension liability was calculated using the discount rate of 7.00%. The projection of cash flows used to determine the discount rate assumed the contributions from employers and from the members would be computed based on contribution requirements as stipulated by State statute. Projected inflows from investment earnings were calculated using the long-term assumed investment rate of return (7.00%). Based on those assumptions, the plan's fiduciary net position was projected to be available to make all future benefit payments of current plan members. Therefore, the long-term expected rate of return on pension plan investments was applied to all periods of projected benefits to determine the total pension liability.

Sensitivity of the School's Proportionate Share of the Net Pension Liability to Changes in the Discount Rate - Net pension liability is sensitive to changes in the discount rate, and to illustrate the potential impact the following table presents the net pension liability calculated using the discount rate of 7.00%, as well as what each plan's net pension liability would be if it were calculated using a discount rate that is one percentage point lower (6.00%), or one percentage point higher (8.00%) than the current rate.

	<u>1% Decrease</u>	<u>Current Discount Rate</u>	<u>1% Increase</u>
School's proportionate share of the net pension liability	\$ 539,572	\$ 366,569	\$ 220,816

**SULLIVANT AVENUE COMMUNITY SCHOOL
FRANKLIN COUNTY, OHIO**

NOTES TO THE BASIC FINANCIAL STATEMENTS
FOR THE FISCAL YEAR ENDED JUNE 30, 2023

NOTE 8 - DEFINED BENEFIT PENSION PLANS - (Continued)

Actuarial Assumptions - STRS

Key methods and assumptions used in the latest actuarial valuation, reflecting experience study results used in the June 30, 2022, actuarial valuation are presented below:

	June 30, 2022	June 30, 2021
Inflation	2.50%	2.50%
Projected salary increases	Varies by service from 2.50% to 8.50%	12.50% at age 20 to 2.50% at age 65
Investment rate of return	7.00%, net of investment expenses, including inflation	7.00%, net of investment expenses, including inflation
Discount rate of return	7.00%	7.00%
Payroll increases	3.00%	3.00%
Cost-of-living adjustments (COLA)	0.00%	0.00%

For the June 30, 2022 actuarial valuation, post-retirement mortality rates are based on the Pub-2010 Teachers Healthy Annuitant Mortality Table, adjusted 110% for males, projected forward generationally using mortality improvement scale MP-2020. Pre-retirement mortality rates are based on Pub-2010 Teachers Employee Table adjusted 95% for females, projected forward generationally using mortality improvement scale MP-2020. Post-retirement disabled mortality rates are based on Pub-2010 Teachers Disable Annuitant Table projected forward generationally using mortality improvement scale MP-2020.

For the prior measurement date, post-retirement mortality rates are based on the RP-2014 Annuitant Mortality Tables with 50% of rates through age 69, 70% of rates between ages 70 and 79, 90% of rates between ages 80 and 84, and 100% of rates thereafter, projected forward generationally using mortality improvement scale MP-2016. Pre-retirement mortality rates are based on RP-2014 Employee Mortality Tables, projected forward generationally using mortality improvement scale MP-2016. Post-retirement disabled mortality rates are based on the RP-2014 Disabled Mortality Tables with 90% of rates for males and 100% of rates for females, projected forward generationally using mortality improvement scale MP-2016.

Actuarial assumptions used in the June 30, 2022 valuation are based on the results of an actuarial experience study for the period July 1, 2015 through June 30, 2021. An actuarial experience study is done on a quinquennial basis.

STRS Ohio's investment consultant develops an estimate range for the investment return assumption based on the target allocation adopted by the Retirement Board. The target allocation and long-term expected rate of return for each major asset class are summarized as follows:

Asset Class	Target Allocation*	Long-Term Expected Real Rate of Return **
Domestic Equity	26.00 %	6.60 %
International Equity	22.00	6.80
Alternatives	19.00	7.38
Fixed Income	22.00	1.75
Real Estate	10.00	5.75
Liquidity Reserves	1.00	1.00
Total	100.00 %	

**SULLIVANT AVENUE COMMUNITY SCHOOL
FRANKLIN COUNTY, OHIO**

NOTES TO THE BASIC FINANCIAL STATEMENTS
FOR THE FISCAL YEAR ENDED JUNE 30, 2023

NOTE 8 - DEFINED BENEFIT PENSION PLANS - (Continued)

* Target allocation percentage is effective as of July 1, 2022. Target weights were phased in over a 3-month period concluding on October 1, 2022.

**10-Year annualized geometric nominal returns, which include the real rate of return and inflation of 2.25% and is net of investment expenses. Over a 30-year period, STRS Ohio’s investment consultant indicates that the above target allocations should generate a return above the actuarial rate of return, without net value added by management.

Discount Rate - The discount rate used to measure the total pension liability was 7.00% as of June 30, 2022. The projection of cash flows used to determine the discount rate assumes that member and employer contributions will be made at the statutory contribution rates in accordance with the rates described previously. For this purpose, only employer contributions that are intended to fund benefits of current plan members and their beneficiaries are included. Based on those assumptions, STRS Ohio’s fiduciary net position was projected to be available to make all projected future benefit payments to current plan members as of June 30, 2022. Therefore, the long-term expected rate of return on pension plan investments of 7.00% was applied to all periods of projected benefit payments to determine the total pension liability as of June 30, 2022.

Sensitivity of the School's Proportionate Share of the Net Pension Liability to Changes in the Discount Rate - The following table represents the net pension liability as of June 30, 2022, calculated using the current period discount rate assumption of 7.00%, as well as what the net pension liability would be if it were calculated using a discount rate that is one percentage point lower (6.00%) or one percentage point higher (8.00%) than the current assumption:

	1% Decrease	Current Discount Rate	1% Increase
School's proportionate share of the net pension liability	\$ 2,365,497	\$ 1,565,895	\$ 889,679

Changes Between Measurement Date and Reporting Date - STRS approved a one-time 1.00% cost-of-living adjustment to eligible benefit recipients effective July 1, 2023. It is unknown what effect this change will have on the net pension liability.

NOTE 9 - DEFINED BENEFIT OPEB PLANS

The School has contracted with Imagine Schools, Inc. (see Note 11.B) to provide employee services and to pay those employees. However, these contract services do not relieve the School of the obligation for remitting OPEB contributions. The retirement systems consider the School as the Employer-of-Record and the School ultimately responsible for remitting retirement contributions to the systems noted below.

Net OPEB Liability/Asset

See Note 8 for a description of the net OPEB liability (asset).

**SULLIVANT AVENUE COMMUNITY SCHOOL
FRANKLIN COUNTY, OHIO**

NOTES TO THE BASIC FINANCIAL STATEMENTS
FOR THE FISCAL YEAR ENDED JUNE 30, 2023

NOTE 9 - DEFINED BENEFIT OPEB PLANS - (Continued)

Plan Description - School Employees Retirement System (SERS)

Health Care Plan Description - The School contributes to the SERS Health Care Fund, administered by SERS for non-certificated retirees and their beneficiaries. For GASB 75 purposes, this plan is considered a cost-sharing other postemployment benefit (OPEB) plan. SERS' Health Care Plan provides healthcare benefits to eligible individuals receiving retirement, disability, and survivor benefits, and to their eligible dependents. Members who retire after June 1, 1986, need 10 years of service credit, exclusive of most types of purchased credit, to qualify to participate in SERS' health care coverage. In addition to age and service retirees, disability benefit recipients and beneficiaries who are receiving monthly benefits due to the death of a member or retiree, are eligible for SERS' health care coverage. Most retirees and dependents choosing SERS' health care coverage are over the age of 65 and therefore enrolled in a fully insured Medicare Advantage plan; however, SERS maintains a traditional, self-insured preferred provider organization for its non-Medicare retiree population. For both groups, SERS offers a self-insured prescription drug program. Health care is a benefit that is permitted, not mandated, by statute. The financial report of the Plan is included in the SERS Annual Comprehensive Financial Report which can be obtained on SERS' website at www.ohsers.org under Employers/Audit Resources.

Access to health care for retirees and beneficiaries is permitted in accordance with Section 3309 of the Ohio Revised Code. The Health Care Fund was established and is administered in accordance with Internal Revenue Code Section 105(e). SERS' Retirement Board reserves the right to change or discontinue any health plan or program. Active employee members do not contribute to the Health Care Plan. The SERS Retirement Board established the rules for the premiums paid by the retirees for health care coverage for themselves and their dependents or for their surviving beneficiaries. Premiums vary depending on the plan selected, qualified years of service, Medicare eligibility, and retirement status.

Funding Policy - State statute permits SERS to fund the health care benefits through employer contributions. Each year, after the allocation for statutorily required pensions and benefits, the Retirement Board may allocate the remainder of the employer contribution of 14% of covered payroll to the Health Care Fund in accordance with the funding policy. For the fiscal year ended June 30, 2023, SERS did not allocate any employer contributions to post-employment health care. An additional health care surcharge on employers is collected for employees earning less than an actuarially determined minimum compensation amount, pro-rated if less than a full year of service credit was earned. For fiscal year 2023, this amount was \$25,000. Statutes provide that no employer shall pay a health care surcharge greater than 2% of that employer's SERS-covered payroll; nor may SERS collect in aggregate more than 1.5% of the total statewide SERS-covered payroll for the health care surcharge. For fiscal year 2023, the School's surcharge obligation was \$2,773.

The surcharge added to the allocated portion of the 14% employer contribution rate is the total amount assigned to the Health Care Fund. The School's contractually required contribution to SERS was \$2,773 for fiscal year 2023 and has been reported as intergovernmental payable.

Plan Description - State Teachers Retirement System (STRS)

Plan Description - The State Teachers Retirement System of Ohio (STRS) administers a cost-sharing Health Plan administered for eligible retirees who participated in the defined benefit or combined pension plans offered by STRS. Ohio law authorizes STRS to offer this plan. Benefits include hospitalization, physicians' fees, prescription drugs and partial reimbursement of monthly Medicare Part B premiums. The Medicare Part B monthly reimbursement elimination date was postponed indefinitely. The Plan is included in the report of STRS which can be obtained by visiting www.strsoh.org or by calling (888) 227-7877.

**SULLIVANT AVENUE COMMUNITY SCHOOL
FRANKLIN COUNTY, OHIO**

NOTES TO THE BASIC FINANCIAL STATEMENTS
FOR THE FISCAL YEAR ENDED JUNE 30, 2023

NOTE 9 - DEFINED BENEFIT OPEB PLANS - (Continued)

Funding Policy - Ohio Revised Code Chapter 3307 authorizes STRS to offer the Plan and gives the Retirement Board discretionary authority over how much, if any, of the health care costs will be absorbed by STRS. Active employee members do not contribute to the Health Care Plan. Nearly all health care plan enrollees, for the most recent year, pay a portion of the health care costs in the form of a monthly premium. Under Ohio law, funding for post-employment health care may be deducted from employer contributions, currently 14% of covered payroll. For the fiscal year ended June 30, 2023, STRS did not allocate any employer contributions to post-employment health care.

OPEB Liabilities/Assets, OPEB Expense, and Deferred Outflows of Resources and Deferred Inflows of Resources Related to OPEB

The net OPEB liability/asset was measured as of June 30, 2022, and the total OPEB liability/asset used to calculate the net OPEB liability/asset was determined by an actuarial valuation as of that date. The School's proportion of the net OPEB liability/asset was based on the School's share of contributions to the respective retirement systems relative to the contributions of all participating entities.

Following is information related to the proportionate share and OPEB expense:

	<u>SERS</u>	<u>STRS</u>	<u>Total</u>
Proportion of the net OPEB liability/asset prior measurement date	0.00773160%	0.00808848%	
Proportion of the net OPEB liability/asset current measurement date	<u>0.00683530%</u>	<u>0.00704402%</u>	
Change in proportionate share	<u>-0.00089630%</u>	<u>-0.00104446%</u>	
Proportionate share of the net OPEB liability	\$ 95,968	\$ -	\$ 95,968
Proportionate share of the net OPEB asset	\$ -	\$ (182,393)	\$ (182,393)
OPEB expense	\$ (5,822)	\$ (33,022)	\$ (38,844)

At June 30, 2023, the School reported deferred outflows of resources and deferred inflows of resources related to OPEB from the following sources:

	<u>SERS</u>	<u>STRS</u>	<u>Total</u>
Deferred outflows of resources			
Differences between expected and actual experience	\$ 808	\$ 2,645	\$ 3,453
Net difference between projected and actual earnings on OPEB plan investments	499	3,175	3,674
Changes of assumptions	15,265	7,767	23,032
Difference between employer contributions and proportionate share of contributions/ change in proportionate share	36,454	4,375	40,829
Contributions subsequent to the measurement date	<u>2,773</u>	<u>-</u>	<u>2,773</u>
Total deferred outflows of resources	<u>\$ 55,799</u>	<u>\$ 17,962</u>	<u>\$ 73,761</u>

**SULLIVANT AVENUE COMMUNITY SCHOOL
FRANKLIN COUNTY, OHIO**

NOTES TO THE BASIC FINANCIAL STATEMENTS
FOR THE FISCAL YEAR ENDED JUNE 30, 2023

NOTE 9 - DEFINED BENEFIT OPEB PLANS - (Continued)

	SERS	STRS	Total
Deferred inflows of resources			
Differences between expected and actual experience	\$ 61,389	\$ 27,395	\$ 88,784
Changes of assumptions	39,398	129,335	168,733
Difference between employer contributions and proportionate share of contributions/ change in proportionate share	40,293	6,521	46,814
Total deferred inflows of resources	\$ 141,080	\$ 163,251	\$ 304,331

\$2,773 reported as deferred outflows of resources related to OPEB resulting from School contributions subsequent to the measurement date will be recognized as a reduction of the net OPEB liability/asset in the fiscal year ending June 30, 2024.

Other amounts reported as deferred outflows of resources and deferred inflows of resources related to OPEB will be recognized in OPEB expense as follows:

	SERS	STRS	Total
Fiscal Year Ending June 30:			
2024	\$ (18,570)	\$ (41,989)	\$ (60,559)
2025	(17,531)	(41,899)	(59,430)
2026	(12,569)	(21,505)	(34,074)
2027	(9,941)	(8,075)	(18,016)
2028	(11,129)	(10,465)	(21,594)
Thereafter	(18,314)	(21,356)	(39,670)
Total	\$ (88,054)	\$ (145,289)	\$ (233,343)

Actuarial Assumptions - SERS

The total OPEB liability is determined by SERS' actuaries in accordance with GASB Statement No. 74, as part of their annual actuarial valuation for each retirement plan. Actuarial valuations of an ongoing plan involve estimates of the value of reported amounts (e.g., salaries, credited service) and assumptions about the probability of occurrence of events far into the future (e.g., mortality, disabilities, retirements, employment terminations). Actuarially determined amounts are subject to continual review and potential modifications, as actual results are compared with past expectations and new estimates are made about the future.

Projections of benefits for financial reporting purposes are based on the substantive plan (the plan as understood by the employers and plan members) and include the types of benefits provided at the time of each valuation and the historical pattern of sharing benefit costs between the employers and plan members to that point. The projection of benefits for financial reporting purposes does not explicitly incorporate the potential effects of legal or contractual funding limitations.

Actuarial calculations reflect a long-term perspective. For a newly hired employee, actuarial calculations will take into account the employee's entire career with the employer and also take into consideration the benefits, if any, paid to the employee after termination of employment until the death of the employee and any applicable contingent annuitant. In many cases, actuarial calculations reflect several decades of service with the employer and the payment of benefits after termination.

**SULLIVANT AVENUE COMMUNITY SCHOOL
FRANKLIN COUNTY, OHIO**

NOTES TO THE BASIC FINANCIAL STATEMENTS
FOR THE FISCAL YEAR ENDED JUNE 30, 2023

NOTE 9 - DEFINED BENEFIT OPEB PLANS - (Continued)

Key methods and assumptions used in calculating the total OPEB liability in the latest actuarial valuation date of June 30, 2022 are presented below:

Wage inflation:	
Current measurement date	2.40%
Prior measurement date	2.40%
Future salary increases, including inflation:	
Current measurement date	3.25% to 13.58%
Prior measurement date	3.25% to 13.58%
Investment rate of return:	
Current measurement date	7.00% net of investment expense, including inflation
Prior measurement date	7.00% net of investment expense, including inflation
Municipal bond index rate:	
Current measurement date	3.69%
Prior measurement date	1.92%
Single equivalent interest rate, net of plan investment expense, including price inflation:	
Current measurement date	4.08%
Prior measurement date	2.27%
Medical trend assumption:	
Current measurement date	7.00 to 4.40%
Prior measurement date	
Medicare	5.125 to 4.400%
Pre-Medicare	6.750 to 4.400%

In 2022, mortality rates were based on the PUB-2010 General Employee Amount Weight Below Median Healthy Retiree mortality table projected to 2017 with ages set forward 1 year and adjusted 94.20% for males and set forward 2 years and adjusted 81.35% for females. Mortality among disabled members were based upon the PUB-2010 General Disabled Retiree mortality table projected to 2017 with ages set forward 5 years and adjusted 103.3% for males and set forward 3 years and adjusted 106.8% for females. Future improvement in mortality rates is reflected by applying the MP-2020 projection scale generationally.

In the prior measurement date, mortality rates were based on the PUB-2010 General Employee Amount Weighted Below Median Healthy Retiree mortality table projected to 2017 with ages set forward 1 year and adjusted 94.20% for males and set forward 2 years and adjusted 81.35% for females. Mortality among disabled members were based upon the PUB-2010 General Disabled Retiree mortality table projected to 2017 with ages set forward 5 years and adjusted 103.3% for males and set forward 3 years and adjusted 106.8% for females. Future improvement in mortality rates is reflected by applying the MP-2020 projection scale generationally.

The most recent experience study was completed for the five-year period ended June 30, 2020.

**SULLIVANT AVENUE COMMUNITY SCHOOL
FRANKLIN COUNTY, OHIO**

NOTES TO THE BASIC FINANCIAL STATEMENTS
FOR THE FISCAL YEAR ENDED JUNE 30, 2023

NOTE 9 - DEFINED BENEFIT OPEB PLANS - (Continued)

The long-term expected rate of return on plan assets is reviewed as part of the actuarial 5-year experience study. The most recent study covers fiscal years 2016 through 2020, and was adopted by the Board in 2021. Several factors are considered in evaluating the long-term rate of return assumption including long-term historical data, estimates inherent in current market data, and a long-normal distribution analysis in which best-estimate ranges of expected future real rates of return were developed by the investment consultant for each major asset class. These ranges were combined to produce the long-term expected rate of return, 7.00%, by weighting the expected future real rates of return by the target asset allocation percentage and then adding expected inflation. The capital market assumptions developed by the investment consultant are intended for use over a 10-year horizon and may not be useful in setting the long-term rate of return for funding pension plans which covers a longer timeframe. The assumption is intended to be a long-term assumption and is not expected to change absent a significant change in the asset allocation, a change in the inflation assumption, or a fundamental change in the market that alters expected returns in future years.

The target asset allocation and best estimates of arithmetic real rates of return for each major asset class are summarized as follows:

Asset Class	Target Allocation	Long-Term Expected Real Rate of Return
Cash	2.00 %	(0.45) %
US Equity	24.75	5.37
Non-US Equity Developed	13.50	6.22
Non-US Equity Emerging	6.75	8.22
Fixed Income/Global Bonds	19.00	1.20
Private Equity	11.00	10.05
Real Estate/Real Assets	16.00	4.87
Multi-Asset Strategy	4.00	3.39
Private Debt/Private Credit	3.00	5.38
Total	<u>100.00 %</u>	

Discount Rate - The discount rate used to measure the total OPEB liability at June 30, 2022, was 4.08%. The discount rate used to measure total OPEB liability prior to June 30, 2022, was 2.27%. The projection of cash flows used to determine the discount rate assumed that contributions will be made from members and the System at the contribution rate of 1.50% of projected covered payroll each year, which includes a 1.50% payroll surcharge and no contributions from the basic benefits plan. Based on these assumptions, the OPEB plan's fiduciary net position was projected to become insufficient to make all projected future benefit payments of current System members by SERS actuaries. The Municipal Bond Index Rate is used in the determination of the SEIR for both the June 30, 2022 and the June 30, 2021 total OPEB liability. The Municipal Bond Index rate is the single rate that will generate a present value of benefit payments equal to the sum of the present value determined by the long-term expected rate of return, and the present value determined by discounting those benefits after the date of depletion. The Municipal Bond Index Rate is 3.69% at June 30, 2022 and 1.92% at June 30, 2021.

Sensitivity of the School's Proportionate Share of the Net OPEB Liability to Changes in the Discount Rate and Changes in the Health Care Cost Trend Rates - The net OPEB liability is sensitive to changes in the discount rate and the health care cost trend rate. The following table presents the net OPEB liability, what the net OPEB liability would be if it were calculated using a discount rate that is 1 percentage point lower (3.08%) and higher (5.08%) than the current discount rate (4.08%). Also shown is what the net OPEB liability would be based on health care cost trend rates that are 1 percentage point lower (6.00% decreasing to 3.40%) and higher (8.00% decreasing to 5.40%) than the current rate (7.00% decreasing to 4.40%).

**SULLIVANT AVENUE COMMUNITY SCHOOL
FRANKLIN COUNTY, OHIO**

NOTES TO THE BASIC FINANCIAL STATEMENTS
FOR THE FISCAL YEAR ENDED JUNE 30, 2023

NOTE 9 - DEFINED BENEFIT OPEB PLANS - (Continued)

	1% Decrease	Current Discount Rate	1% Increase
School's proportionate share of the net OPEB liability	\$ 119,194	\$ 95,968	\$ 77,219

	1% Decrease	Current Trend Rate	1% Increase
School's proportionate share of the net OPEB liability	\$ 74,009	\$ 95,968	\$ 124,651

Actuarial Assumptions - STRS

Key methods and assumptions used in the latest actuarial valuation, reflecting experience study results used in the June 30, 2022 actuarial valuation, compared with June 30, 2021 actuarial valuation, are presented below:

	June 30, 2022		June 30, 2021	
Inflation	2.50%		2.50%	
Projected salary increases	Varies by service from 2.50% to 8.50%		12.50% at age 20 to 2.50% at age 65	
Investment rate of return	7.00%, net of investment expenses, including inflation		7.00%, net of investment expenses, including inflation	
Payroll increases	3.00%		3.00%	
Cost-of-living adjustments (COLA)	0.00%		0.00%	
Discount rate of return	7.00%		7.00%	
Blended discount rate of return	N/A		N/A	
Health care cost trends	Initial	Ultimate	Initial	Ultimate
Medical				
Pre-Medicare	7.50%	3.94%	5.00%	4.00%
Medicare	-68.78%	3.94%	-16.18%	4.00%
Prescription Drug				
Pre-Medicare	9.00%	3.94%	6.50%	4.00%
Medicare	-5.47%	3.94%	29.98%	4.00%

Projections of benefits include the historical pattern of sharing benefit costs between the employers and retired plan members.

For the June 30, 2022 actuarial valuation, for healthy retirees the post-retirement mortality rates are based on the Pub-2010 Teachers Healthy Annuitant Mortality Table, adjusted 110% for males, projected forward generationally using mortality improvement scale MP-2020; pre-retirement mortality rates are based on Pub-2010 Teachers Employee Table adjusted 95% for females, projected forward generationally using mortality improvement scale MP-2020. For disabled retirees, mortality rates are based on the Pub-2010 Teachers Disabled Annuitant Table projected forward generationally using mortality improvement scale MP-2020.

**SULLIVANT AVENUE COMMUNITY SCHOOL
FRANKLIN COUNTY, OHIO**

NOTES TO THE BASIC FINANCIAL STATEMENTS
FOR THE FISCAL YEAR ENDED JUNE 30, 2023

NOTE 9 - DEFINED BENEFIT OPEB PLANS - (Continued)

For the prior measurement date, for healthy retirees the mortality rates are based on the RP-2014 Annuitant Mortality Tables with 50% of rates through age 69, 70% of rates between ages 70 and 79, 90% of rates between ages 80 and 84, and 100% of rates thereafter, projected forward generationally using mortality improvement scale MP-2016. For disabled retirees, mortality rates are based on the RP-2014 Disabled Mortality Tables with 90% of rates for males and 100% of rates for females, projected forward generationally using mortality improvement scale MP-2016.

Actuarial assumptions used in the June 30, 2022 valuation are based on the results of an actuarial experience study for the period July 1, 2015 through June 30, 2021. An actuarial experience study is done on a quinquennial basis.

Assumption Changes Since the Prior Measurement Date - The discount rate remained unchanged at 7.00% for the June 30, 2022 valuation.

Benefit Term Changes Since the Prior Measurement Date - Salary increase rates were updated based on the actuarial experience study for the period July 1, 2015 through June 30, 2021 and were changed from age based to service based.

STRS' investment consultant develops an estimate range for the investment return assumption based on the target allocation adopted by the Retirement Board. The target allocation and long-term expected rate of return for each major asset class are summarized as follows:

<u>Asset Class</u>	<u>Target Allocation*</u>	<u>Long-Term Expected Real Rate of Return **</u>
Domestic Equity	26.00 %	6.60 %
International Equity	22.00	6.80
Alternatives	19.00	7.38
Fixed Income	22.00	1.75
Real Estate	10.00	5.75
Liquidity Reserves	1.00	1.00
Total	<u>100.00 %</u>	

* Target allocation percentage is effective as of July 1, 2022. Target weights were phased in over a 3-month period concluding on October 1, 2022.

**10-Year annualized geometric nominal returns, which include the real rate of return and inflation of 2.25% and is net of investment expenses. Over a 30-year period, STRS Ohio's investment consultant indicates that the above target allocations should generate a return above the actuarial rate of return, without net value added by management.

Discount Rate - The discount rate used to measure the total OPEB liability was 7.00% as of June 30, 2022. The projection of cash flows used to determine the discount rate assumed STRS Ohio continues to allocate no employer contributions to the health care fund. Based on those assumptions, the OPEB plan's fiduciary net position was projected to be available to make all projected future benefit payments to current plan members as of June 30, 2022. Therefore, the long-term expected rate of return on health care fund investments of 7.00% was applied to all periods of projected health care costs to determine the total OPEB liability as of June 30, 2022.

Sensitivity of the School's Proportionate Share of the Net OPEB Asset to Changes in the Discount and Health Care Cost Trend Rate - The following table represents the net OPEB asset as of June 30, 2022, calculated using the current period discount rate assumption of 7.00%, as well as what the net OPEB asset would be if it were calculated using a discount rate that is one percentage point lower (6.00%) or one percentage point higher (8.00%) than the current assumption. Also shown is the net OPEB asset as if it were calculated using health care cost trend rates that are one percentage point lower or one percentage point higher than the current health care cost trend rates.

**SULLIVANT AVENUE COMMUNITY SCHOOL
FRANKLIN COUNTY, OHIO**

NOTES TO THE BASIC FINANCIAL STATEMENTS
FOR THE FISCAL YEAR ENDED JUNE 30, 2023

NOTE 9 - DEFINED BENEFIT OPEB PLANS - (Continued)

	1% Decrease	Current Discount Rate	1% Increase
School's proportionate share of the net OPEB asset	\$ 168,899	\$ 182,393	\$ 194,193
		Current Trend Rate	1% Increase
School's proportionate share of the net OPEB asset	\$ 189,186	\$ 182,393	\$ 173,819

NOTE 10 - RISK MANAGEMENT

The School is exposed to various risks of loss related to torts; theft of, damage to and destruction of assets; errors and omissions; injuries to employees; and natural disasters. During fiscal year 2023, the School maintained the following coverage: general liability, automobile liability, excess/umbrella liability, and property liability through Philadelphia Indemnity Insurance Co.; and workers compensation and employers' liability through MEMIC Indemnity Company.

<u>Coverage</u>	<u>Limits of Coverage</u>
General liability:	
Each occurrence	\$ 1,000,000
General aggregate	3,000,000
Medical expenses	10,000
Personal & advertising injury	1,000,000
Damages to rented premises, per occurrence	100,000
Products - aggregate	3,000,000
Automobile liability:	
Combined single limit - each accident	1,000,000
Excess/umbrella liability:	
Each occurrence	10,000,000
Aggregate	10,000,000
Retention	10,000
Property liability:	
Blanket building limit	153,236,369
Blanket personal property limit	20,408,647
Deductible	5,000
Blanket business income with extra expense limit	72,863,400
Workers' compensation and employers' liability:	
Each accident	1,000,000
Disease - each employee	1,000,000
Disease - policy limit	1,000,000

Settled claims have not exceeded commercial coverage in the past three years. There has been no reduction in coverages from the prior year.

**SULLIVANT AVENUE COMMUNITY SCHOOL
FRANKLIN COUNTY, OHIO**

**NOTES TO THE BASIC FINANCIAL STATEMENTS
FOR THE FISCAL YEAR ENDED JUNE 30, 2023**

NOTE 11 - CONTRACTS

A. Sponsor Contract

The School entered into a sponsorship contract commencing on April 18, 2008 and ending on June 30, 2010 with St. Aloysius (the "Sponsor") for its establishment. On June 28, 2010 the contract was renewed commencing on July 1, 2010 and ending on June 30, 2013. On May 30, 2013 the contract was renewed for a term of two years commencing on July 1, 2013 and ending on June 30, 2015. On June 30, 2015, the contract was renewed for automatic one year terms effective July 1, 2015 through June 30, 2020. On May 28, 2020, the contract was renewed for a six-year term commencing July 1, 2020 and ending on June 30, 2026. The Sponsor shall carry out the responsibilities established by law, including:

- Monitor the School's compliance with the laws applicable to the School and with the terms of this contract;
- Monitor and evaluate the academic and fiscal performance and the organization of the School on at least an annual basis;
- Provide reasonable technical assistance to the School in complying with this contract and with applicable laws (provided, however, the Sponsor shall not be obligated to give legal advice to the School);
- Take steps to intervene in the School's operation to correct problems in the School's overall performance, declare the School to be on probationary status under Ohio Revised Code Section 3314.073, suspend operation of the School pursuant to Ohio Revised Code Section 3314.072, or terminate or non-renew this contract pursuant to Ohio Revised Code Section 3314.07, as determined necessary by the Sponsor;
- Establish and/or require a plan of action to be undertaken if the School experiences financial difficulties or losses before the end of the school year; and
- Abide by the requirements of its contract with ODE, even should those requirements affect the School.

The School paid the Sponsor \$86,107 for services during fiscal year 2023. Accounts receivable and accounts payable of \$64 and \$2, respectively from the Sponsor was reported at June 30, 2023, to cover a portion of the amount receivable/payable from/to ODE for the FTE foundation adjustments, in accordance with the sponsorship contract.

B. Management Contract

The School entered into a management contract with Imagine Schools, Inc. for management consulting services. Imagine Schools, Inc. is required to provide the following services:

- Personnel & human resources administration
- Program of instruction
- Purchasing & contracts
- Budgeting, financial reporting and audit preparation
- Compliance issues
- Curriculum research and development
- Marketing and publicity
- Equipment and facilities
- Grant preparation and management

For the services listed above, the School is required to pay a fee to Imagine Schools, Inc. The fee is equal to approximately 97 percent of the total per pupil allowance received from the State of Ohio and 100 percent of State and/or Federal grant funds received by the School for the creation and operation of its school. Payments to Imagine Schools, Inc. amounted to \$3,415,030 during fiscal year 2023.

**SULLIVANT AVENUE COMMUNITY SCHOOL
FRANKLIN COUNTY, OHIO**

NOTES TO THE BASIC FINANCIAL STATEMENTS
FOR THE FISCAL YEAR ENDED JUNE 30, 2023

NOTE 11 - CONTRACTS - (Continued)

At June 30, 2023, the School reported accounts payable to Imagine Schools, Inc. in the amount of \$560,477. This payable consists of intergovernmental receivables (grants and amounts due from ODE and the state retirement systems) to be transferred to Imagine Schools, Inc. to cover expenses incurred by Imagine Schools, Inc. on the School's behalf, in accordance with the operating contract.

At June 30, 2023, the School had accounts receivable of \$11,056 from Imagine Schools, Inc. to cover the intergovernmental payables related to the SERS surcharge liability, STRS true-up, and amount payable to ODE for the FTE foundation adjustment, in accordance with the operating contract.

C. Service Contract

The School entered into a service contract for a period of twelve months beginning July 1, 2016 with automatic one-year renewals, with Charter School Specialists, LLC (CSS), to provide fiscal and Comprehensive Continuous Planning consulting services. The School paid CSS \$35,575 during fiscal year 2023 for these services.

NOTE 12 - MANAGEMENT COMPANY EXPENSES

For the fiscal year ended June 30, 2023, Imagine Schools, Inc. and its affiliates incurred the following expenses (reported on cash-basis) on behalf of the School:

Expenses (Object Code)	Regular Instruction (1100 Function) Codes)	Special Instruction (1200 Function) Codes)	Other Instruction (1400 & 1900 Function) Codes)	Support Services (2000 Function) Codes)	Non- Instructional* (3000 - 7000 Function) Codes)	Total
<i>Direct expenses:</i>						
Salaries and wages (100)	\$ 717,855	\$ 251,558	\$ -	\$ 265,528	\$ -	\$ 1,234,941
Employees' benefits (200)	292,105	39,538	-	85,923	-	417,566
Professional & technical services (410)	6,598	14,255	73,437	634,942	611,145	1,340,377
Property services (420)	-	-	-	108,089	-	108,089
Travel (430)	-	-	-	953	-	953
Communications (440)	-	-	-	60,865	-	60,865
Utilities (450)	-	-	-	88,936	-	88,936
Contracted craft or trade services (460)	-	-	-	1,861	204,100	205,961
Transportation (480)	730	-	-	-	-	730
Supplies (500)	64,944	7,357	-	58,141	5,133	135,575
Equipment (640, 644 & 645)	14,495	-	-	-	-	14,495
Other direct costs (all other object codes)	945	-	156,514	164,172	-	321,631
Total direct expenses	\$ 1,097,672	\$ 312,708	\$ 229,951	\$ 1,469,410	\$ 820,378	\$ 3,930,119

* Amounts reported in non-instructional include promissory note interest payments.

**SULLIVANT AVENUE COMMUNITY SCHOOL
FRANKLIN COUNTY, OHIO**

NOTES TO THE BASIC FINANCIAL STATEMENTS
FOR THE FISCAL YEAR ENDED JUNE 30, 2023

NOTE 13 - CONDENSED COMBINING INFORMATION

Condensed combining information is provided for Sullivant Avenue Community School and Sullivant School Properties, LLC, a blended component unit, as follows.

*Combining Statement of Net Position
June 30, 2023*

	Sullivant Avenue Community School	Sullivant School Properties, LLC	Total
	<u> </u>	<u> </u>	<u> </u>
Assets:			
Current assets	\$ 1,483,520	\$ 125,451	\$ 1,608,971
Non-current assets:			
Net OPEB asset	182,393	-	182,393
Capital assets, net	<u> -</u>	<u>7,745,417</u>	<u>7,745,417</u>
Total non-current assets	<u>182,393</u>	<u>7,745,417</u>	<u>7,927,810</u>
Total assets	<u>1,665,913</u>	<u>7,870,868</u>	<u>9,536,781</u>
Deferred outflows of resources	<u>669,789</u>	<u> -</u>	<u>669,789</u>
Liabilities:			
Current liabilities	575,286	-	575,286
Long-term liabilities	<u>2,028,432</u>	<u>8,976,289</u>	<u>11,004,721</u>
Total liabilities	<u>2,603,718</u>	<u>8,976,289</u>	<u>11,580,007</u>
Deferred inflows of resources	<u>819,137</u>	<u> -</u>	<u>819,137</u>
Net Position:			
Net investment in capital assets	-	(1,230,872)	(1,230,872)
Restricted for:			
Debt service	-	64,286	64,286
Capital projects	-	26	26
Capital reserve	-	61,139	61,139
OPEB	37,104	-	37,104
Unrestricted (deficit)	<u>(1,124,257)</u>	<u> -</u>	<u>(1,124,257)</u>
Total net position (deficit)	<u>\$ (1,087,153)</u>	<u>\$ (1,105,421)</u>	<u>\$ (2,192,574)</u>

**SULLIVANT AVENUE COMMUNITY SCHOOL
FRANKLIN COUNTY, OHIO**

NOTES TO THE BASIC FINANCIAL STATEMENTS
FOR THE FISCAL YEAR ENDED JUNE 30, 2023

NOTE 13 - CONDENSED COMBINING INFORMATION - (Continued)

*Combining Statement of Revenues, Expenses and Changes in Net Position
For the Fiscal Year Ended June 30, 2023*

	Sullivant Avenue Community <u>School</u>	Sullivant School <u>Properties, LLC</u>	<u>Eliminations</u>	<u>Total</u>
Operating revenues:				
State foundation	\$ 2,870,251	\$ -	\$ -	\$ 2,870,251
Operating expenses:				
Purchased services	3,596,398	-	-	3,596,398
Other	57,798	-	-	57,798
Depreciation	-	191,445	-	191,445
Total operating expenses	<u>3,654,196</u>	<u>191,445</u>	<u>-</u>	<u>3,845,641</u>
Operating loss	<u>(783,945)</u>	<u>(191,445)</u>	<u>-</u>	<u>(975,390)</u>
Non-operating revenues (expenses):				
Federal and state grants	1,791,922	-	-	1,791,922
Interest earnings	-	8,455	-	8,455
Lease revenue	-	610,695	(610,695)	-
Lease payments	(610,695)	-	610,695	-
Private contributions	103,809	-	-	103,809
Other non-operating revenue	6,742	-	-	6,742
Interest expense	<u>-</u>	<u>(673,255)</u>	<u>-</u>	<u>(673,255)</u>
Total non-operating revenues (expenses)	<u>1,291,778</u>	<u>(54,105)</u>	<u>-</u>	<u>1,237,673</u>
Changes in net position	507,833	(245,550)	-	262,283
Net position (deficit) at beginning of year	<u>(1,594,986)</u>	<u>(859,871)</u>	<u>-</u>	<u>(2,454,857)</u>
Net position (deficit) at end of year	<u>\$ (1,087,153)</u>	<u>\$ (1,105,421)</u>	<u>\$ -</u>	<u>\$ (2,192,574)</u>

**SULLIVANT AVENUE COMMUNITY SCHOOL
FRANKLIN COUNTY, OHIO**

NOTES TO THE BASIC FINANCIAL STATEMENTS
FOR THE FISCAL YEAR ENDED JUNE 30, 2023

NOTE 13 - CONDENSED COMBINING INFORMATION - (Continued)

*Combining Statement of Cash Flows
For the Fiscal Year Ended June 30, 2023*

	Sullivant Avenue Community School	Sullivant School Properties, LLC	Eliminations	Total
Cash flows from operating activities:				
Cash received from State foundation	\$ 2,872,636	\$ -	\$ -	\$ 2,872,636
Cash payments for purchased services	(3,396,358)	-	-	(3,396,358)
Cash payments for other expenses	(57,423)	-	-	(57,423)
Net cash flows used in operating activities	<u>(581,145)</u>	<u>-</u>	<u>-</u>	<u>(581,145)</u>
Cash flows from noncapital financing activities:				
Federal and State grants received	1,500,385	-	-	1,500,385
Other non-operating revenue	6,742	-	-	6,742
Net cash flows provided by noncapital financing activities	<u>1,507,127</u>	<u>-</u>	<u>-</u>	<u>1,507,127</u>
Cash flows from capital and related financing activities:				
Cash received from lease payments	-	610,695	(610,695)	-
Lease payments	(610,695)	-	610,695	-
Interest expense	-	(653,860)	-	(653,860)
Acquisition of capital assets	-	(45,456)	-	(45,456)
Total cash flows used in capital and related financing activities	<u>(610,695)</u>	<u>(88,621)</u>	<u>-</u>	<u>(699,316)</u>
Cash flows from investing activities:				
Interest received	-	8,455	-	8,455
Net increase (decrease) in cash	315,287	(80,166)	-	235,121
Cash and cash equivalents at beginning of year	<u>731,162</u>	<u>205,617</u>	<u>-</u>	<u>936,779</u>
Cash and cash equivalents at end of year	<u>\$ 1,046,449</u>	<u>\$ 125,451</u>	<u>\$ -</u>	<u>\$ 1,171,900</u>

**SULLIVANT AVENUE COMMUNITY SCHOOL
FRANKLIN COUNTY, OHIO**

**NOTES TO THE BASIC FINANCIAL STATEMENTS
FOR THE FISCAL YEAR ENDED JUNE 30, 2023**

NOTE 14 - CONTINGENCIES

A. Grants

The School received financial assistance from Federal and State agencies in the form of grants. The expenditure of funds received under these programs generally requires compliance with terms and conditions specified in the grant agreements and are subject to audit by the grantor agencies. Any disallowed claims resulting from such audits could become a liability. However, in the opinion of management, any such disallowed claims will not have a material adverse effect on the overall financial position of the School at June 30, 2023.

B. Litigation

The School is not involved in any litigation that, in the opinion of management, would have a material effect on the financial statements.

NOTE 15 - FEDERAL TAX STATUS

The School was approved under § 501(c)(3) of the Internal Revenue Code as a tax exempt organization on November 3, 2010. Management is not aware of any course of action or series of events that might adversely affect the School's tax exempt status.

NOTE 16 - MANAGEMENT PLAN

The School had an increase of \$262,283 in net position during fiscal year 2023 and deficit net position of \$2,192,574 at June 30, 2023. The deficit net position is primarily due to the notes payable liability of \$8,976,289, net pension liability of \$1,932,464, net OPEB liability of \$95,968, net OPEB asset of \$182,393, deferred outflows of resources and deferred inflows of resources related to the net pension liability and net OPEB liability of \$669,789 and \$819,137, respectively, at June 30, 2023. The net pension liability, net OPEB liability/asset and related deferred outflows of resources and deferred inflows of resources are required to be reported in accordance with GASB Statements No. 68 and 71, as described in Note 7 and GASB Statement No. 75, as described in Note 8. Management intends to continue attempting to increase School enrollment and improve operating efficiencies.

NOTE 17 - COVID-19

The United States and the State of Ohio declared a state of emergency in March of 2020 due to the COVID-19 pandemic. Ohio's state of emergency ended in June 2021 while the national state of emergency ended in April 2023. During fiscal year 2023, the School received COVID-19 funding. The School will continue to spend available COVID-19 funding consistent with the applicable program guidelines.

THIS PAGE IS INTENTIONALLY LEFT BLANK

REQUIRED SUPPLEMENTARY INFORMATION

**SULLIVANT AVENUE COMMUNITY SCHOOL DISTRICT
FRANKLIN COUNTY, OHIO**

SCHEDULES OF REQUIRED SUPPLEMENTARY INFORMATION

SCHEDULE OF THE SCHOOL'S PROPORTIONATE SHARE OF
THE NET PENSION LIABILITY
SCHOOL EMPLOYEES RETIREMENT SYSTEM (SERS) OF OHIO

LAST TEN FISCAL YEARS

	<u>2023</u>	<u>2022</u>	<u>2021</u>	<u>2020</u>
School's proportion of the net pension liability	0.00677730%	0.00840940%	0.00793360%	0.00594340%
School's proportionate share of the net pension liability	\$ 366,569	\$ 310,282	\$ 524,745	\$ 355,604
School's covered payroll	\$ 218,121	\$ 306,993	\$ 296,464	\$ 203,896
School's proportionate share of the net pension liability as a percentage of its covered payroll	168.06%	101.07%	177.00%	174.40%
Plan fiduciary net position as a percentage of the total pension liability	75.82%	82.86%	68.55%	70.85%

Amounts presented for each fiscal year were determined as of the School's measurement date which is the prior year-end.

SEE ACCOMPANYING NOTES TO THE REQUIRED SUPPLEMENTARY INFORMATION

2019	2018	2017	2016	2015	2014
0.00678810%	0.00620580%	0.06069400%	0.00693140%	0.00727700%	0.00727700%
\$ 388,767	\$ 370,783	\$ 444,224	\$ 395,512	\$ 368,285	\$ 432,740
\$ 223,067	\$ 203,243	\$ 188,500	\$ 208,672	\$ 211,457	\$ 247,030
174.28%	182.43%	235.66%	189.54%	174.17%	175.18%
71.36%	69.50%	62.98%	69.16%	71.70%	65.52%

**SULLIVANT AVENUE COMMUNITY SCHOOL DISTRICT
FRANKLIN COUNTY, OHIO**

SCHEDULES OF REQUIRED SUPPLEMENTARY INFORMATION

SCHEDULE OF THE SCHOOL'S PROPORTIONATE SHARE OF
THE NET PENSION LIABILITY
STATE TEACHERS RETIREMENT SYSTEM (STRS) OF OHIO

LAST TEN FISCAL YEARS

	<u>2023</u>	<u>2022</u>	<u>2021</u>	<u>2020</u>
School's proportion of the net pension liability	0.00704402%	0.00808848%	0.00712329%	0.00766804%
School's proportionate share of the net pension liability	\$ 1,565,895	\$ 1,034,185	\$ 1,723,583	\$ 1,695,741
School's covered payroll	\$ 837,386	\$ 899,671	\$ 1,036,436	\$ 854,300
School's proportionate share of the net pension liability as a percentage of its covered payroll	187.00%	114.95%	166.30%	198.49%
Plan fiduciary net position as a percentage of the total pension liability	78.88%	87.78%	75.48%	77.40%

Amounts presented for each fiscal year were determined as of the School's measurement date which is the prior year-end.

SEE ACCOMPANYING NOTES TO THE REQUIRED SUPPLEMENTARY INFORMATION

2019	2018	2017	2016	2015	2014
0.00975512%	0.00953601%	0.09464520%	0.01078427%	0.01082831%	0.01082831%
\$ 2,144,932	\$ 2,265,300	\$ 3,168,060	\$ 2,980,457	\$ 2,633,820	\$ 3,137,389
\$ 1,091,043	\$ 1,048,364	\$ 995,850	\$ 1,108,136	\$ 1,106,354	\$ 1,007,685
196.59%	216.08%	318.13%	268.96%	238.06%	311.35%
77.31%	75.30%	66.80%	72.10%	74.70%	69.30%

**SULLIVANT AVENUE COMMUNITY SCHOOL DISTRICT
FRANKLIN COUNTY, OHIO**

SCHEDULES OF REQUIRED SUPPLEMENTARY INFORMATION

SCHEDULE OF SCHOOL PENSION CONTRIBUTIONS
SCHOOL EMPLOYEES RETIREMENT SYSTEM (SERS) OF OHIO

LAST TEN FISCAL YEARS

	<u>2023</u>	<u>2022</u>	<u>2021</u>	<u>2020</u>
Contractually required contribution	\$ 23,996	\$ 30,537	\$ 42,979	\$ 41,505
Contributions in relation to the contractually required contribution	<u>(23,996)</u>	<u>(30,537)</u>	<u>(42,979)</u>	<u>(41,505)</u>
Contribution deficiency (excess)	<u>\$ -</u>	<u>\$ -</u>	<u>\$ -</u>	<u>\$ -</u>
School's covered payroll	\$ 171,400	\$ 218,121	\$ 306,993	\$ 296,464
Contributions as a percentage of covered payroll	14.00%	14.00%	14.00%	14.00%

SEE ACCOMPANYING NOTES TO THE REQUIRED SUPPLEMENTARY INFORMATION

<u>2019</u>	<u>2018</u>	<u>2017</u>	<u>2016</u>	<u>2015</u>	<u>2014</u>
\$ 27,526	\$ 30,114	\$ 28,454	\$ 26,390	\$ 27,503	\$ 29,308
<u>(27,526)</u>	<u>(30,114)</u>	<u>(28,454)</u>	<u>(26,390)</u>	<u>(27,503)</u>	<u>(29,308)</u>
<u>\$ -</u>	<u>\$ -</u>	<u>\$ -</u>	<u>\$ -</u>	<u>\$ -</u>	<u>\$ -</u>
\$ 203,896	\$ 223,067	\$ 203,243	\$ 188,500	\$ 208,672	\$ 211,457
13.50%	13.50%	14.00%	14.00%	13.18%	13.86%

**SULLIVANT AVENUE COMMUNITY SCHOOL DISTRICT
FRANKLIN COUNTY, OHIO**

SCHEDULES OF REQUIRED SUPPLEMENTARY INFORMATION

SCHEDULE OF SCHOOL PENSION CONTRIBUTIONS
STATE TEACHERS RETIREMENT SYSTEM (STRS) OF OHIO

LAST TEN FISCAL YEARS

	<u>2023</u>	<u>2022</u>	<u>2021</u>	<u>2020</u>
Contractually required contribution	\$ 169,987	\$ 117,234	\$ 125,954	\$ 145,101
Contributions in relation to the contractually required contribution	<u>(169,987)</u>	<u>(117,234)</u>	<u>(125,954)</u>	<u>(145,101)</u>
Contribution deficiency (excess)	<u>\$ -</u>	<u>\$ -</u>	<u>\$ -</u>	<u>\$ -</u>
School's covered payroll	\$ 1,214,193	\$ 837,386	\$ 899,671	\$ 1,036,436
Contributions as a percentage of covered payroll	14.00%	14.00%	14.00%	14.00%

SEE ACCOMPANYING NOTES TO THE REQUIRED SUPPLEMENTARY INFORMATION

<u>2019</u>	<u>2018</u>	<u>2017</u>	<u>2016</u>	<u>2015</u>	<u>2014</u>
\$ 119,602	\$ 152,746	\$ 146,771	\$ 139,419	\$ 155,139	\$ 143,826
<u>(119,602)</u>	<u>(152,746)</u>	<u>(146,771)</u>	<u>(139,419)</u>	<u>(155,139)</u>	<u>(143,826)</u>
<u>\$ -</u>	<u>\$ -</u>	<u>\$ -</u>	<u>\$ -</u>	<u>\$ -</u>	<u>\$ -</u>
\$ 854,300	\$ 1,091,043	\$ 1,048,364	\$ 995,850	\$ 1,108,136	\$ 1,106,354
14.00%	14.00%	14.00%	14.00%	14.00%	13.00%

**SULLIVANT AVENUE COMMUNITY SCHOOL DISTRICT
FRANKLIN COUNTY, OHIO**

SCHEDULES OF REQUIRED SUPPLEMENTARY INFORMATION

SCHEDULE OF THE SCHOOL'S PROPORTIONATE SHARE OF
THE NET OPEB LIABILITY
SCHOOL EMPLOYEES RETIREMENT SYSTEM (SERS) OF OHIO

LAST SEVEN FISCAL YEARS

	<u>2023</u>	<u>2022</u>	<u>2021</u>	<u>2020</u>
School's proportion of the net OPEB liability	0.00683530%	0.00773160%	0.00777480%	0.00538900%
School's proportionate share of the net OPEB liability	\$ 95,968	\$ 146,327	\$ 168,972	\$ 135,522
School's covered payroll	\$ 218,121	\$ 306,993	\$ 296,464	\$ 203,896
School's proportionate share of the net OPEB liability as a percentage of its covered payroll	44.00%	47.66%	57.00%	66.47%
Plan fiduciary net position as a percentage of the total OPEB liability	30.34%	24.08%	18.17%	15.57%

Note: Information prior to 2017 was unavailable. Schedule is intended to show information for 10 years. Additional years will be displayed as they become available.

Amounts presented for each fiscal year were determined as of the School's measurement date which is the prior year-end.

SEE ACCOMPANYING NOTES TO THE REQUIRED SUPPLEMENTARY INFORMATION

<u>2019</u>	<u>2018</u>	<u>2017</u>
0.00613960%	0.00629320%	0.00571967%
\$ 170,329	\$ 168,893	\$ 163,032
\$ 223,067	\$ 203,243	\$ 188,500
76.36%	83.10%	86.49%
13.57%	12.46%	11.49%

**SULLIVANT AVENUE COMMUNITY SCHOOL DISTRICT
FRANKLIN COUNTY, OHIO**

SCHEDULES OF REQUIRED SUPPLEMENTARY INFORMATION

SCHEDULE OF THE SCHOOL'S PROPORTIONATE SHARE OF
THE NET OPEB LIABILITY/ASSET
STATE TEACHERS RETIREMENT SYSTEM (STRS) OF OHIO

LAST SEVEN FISCAL YEARS

	<u>2023</u>	<u>2022</u>	<u>2021</u>	<u>2020</u>
School's proportion of the net OPEB liability/asset	0.00704402%	0.00808848%	0.00712329%	0.00766804%
School's proportionate share of the net OPEB liability/(asset)	\$ (182,393)	\$ (170,539)	\$ (125,192)	\$ (127,001)
School's covered payroll	\$ 837,386	\$ 899,671	\$ 1,036,436	\$ 854,300
School's proportionate share of the net OPEB liability/asset as a percentage of its covered payroll	21.78%	18.96%	12.08%	14.87%
Plan fiduciary net position as a percentage of the total OPEB liability/asset	230.73%	174.73%	182.10%	174.70%

Note: Information prior to 2017 was unavailable. Schedule is intended to show information for 10 years. Additional years will be displayed as they become available.

Amounts presented for each fiscal year were determined as of the School's measurement date which is the prior year-end.

SEE ACCOMPANYING NOTES TO THE REQUIRED SUPPLEMENTARY INFORMATION

<u>2019</u>	<u>2018</u>	<u>2017</u>
0.00975512%	0.00953601%	0.00946452%
\$ (156,755)	\$ 372,060	\$ 506,165
\$ 1,091,043	\$ 1,048,364	\$ 995,850
14.37%	35.49%	50.83%
176.00%	47.10%	37.33%

**SULLIVANT AVENUE COMMUNITY SCHOOL DISTRICT
FRANKLIN COUNTY, OHIO**

SCHEDULES OF REQUIRED SUPPLEMENTARY INFORMATION

SCHEDULE OF SCHOOL OPEB CONTRIBUTIONS
SCHOOL EMPLOYEES RETIREMENT SYSTEM (SERS) OF OHIO

LAST TEN FISCAL YEARS

	<u>2023</u>	<u>2022</u>	<u>2021</u>	<u>2020</u>
Contractually required contribution	\$ 2,773	\$ 3,980	\$ 629	\$ 2,829
Contributions in relation to the contractually required contribution	<u>(2,773)</u>	<u>(3,980)</u>	<u>(629)</u>	<u>(2,829)</u>
Contribution deficiency (excess)	<u>\$ -</u>	<u>\$ -</u>	<u>\$ -</u>	<u>\$ -</u>
School's covered payroll	\$ 171,400	\$ 218,121	\$ 306,993	\$ 296,464
Contributions as a percentage of covered payroll	1.62%	1.82%	0.20%	0.95%

SEE ACCOMPANYING NOTES TO THE REQUIRED SUPPLEMENTARY INFORMATION

<u>2019</u>	<u>2018</u>	<u>2017</u>	<u>2016</u>	<u>2015</u>	<u>2014</u>
\$ 1,019	\$ 1,115	\$ 3,410	\$ 1,045	\$ 2,656	\$ 350
<u>(1,019)</u>	<u>(1,115)</u>	<u>(3,410)</u>	<u>(1,045)</u>	<u>(2,656)</u>	<u>(350)</u>
<u>\$ -</u>	<u>\$ -</u>	<u>\$ -</u>	<u>\$ -</u>	<u>\$ -</u>	<u>\$ -</u>
\$ 203,896	\$ 223,067	\$ 203,243	\$ 188,500	\$ 208,672	\$ 211,457
0.50%	0.50%	1.68%	0.55%	1.27%	0.17%

**SULLIVANT AVENUE COMMUNITY SCHOOL DISTRICT
FRANKLIN COUNTY, OHIO**

SCHEDULES OF REQUIRED SUPPLEMENTARY INFORMATION

SCHEDULE OF SCHOOL OPEB CONTRIBUTIONS
STATE TEACHERS RETIREMENT SYSTEM (STRS) OF OHIO

LAST TEN FISCAL YEARS

	<u>2023</u>	<u>2022</u>	<u>2021</u>	<u>2020</u>
Contractually required contribution	\$ -	\$ -	\$ -	\$ -
Contributions in relation to the contractually required contribution	<u>-</u>	<u>-</u>	<u>-</u>	<u>-</u>
Contribution deficiency (excess)	<u>\$ -</u>	<u>\$ -</u>	<u>\$ -</u>	<u>\$ -</u>
School's covered payroll	\$ 1,214,193	\$ 837,386	\$ 899,671	\$ 1,036,436
Contributions as a percentage of covered payroll	0.00%	0.00%	0.00%	0.00%

SEE ACCOMPANYING NOTES TO THE REQUIRED SUPPLEMENTARY INFORMATION

<u>2019</u>	<u>2018</u>	<u>2017</u>	<u>2016</u>	<u>2015</u>	<u>2014</u>
\$ -	\$ -	\$ -	\$ -	\$ -	\$ 11,818
-	-	-	-	-	(11,818)
<u>\$ -</u>	<u>\$ -</u>	<u>\$ -</u>	<u>\$ -</u>	<u>\$ -</u>	<u>\$ -</u>
\$ 854,300	\$ 1,091,043	\$ 1,048,364	\$ 995,850	\$ 1,108,136	\$ 1,106,354
0.00%	0.00%	0.00%	1.00%	0.00%	1.00%

**SULLIVANT AVENUE COMMUNITY SCHOOL DISTRICT
FRANKLIN COUNTY, OHIO**

NOTES TO THE REQUIRED SUPPLEMENTARY INFORMATION
FOR THE FISCAL YEAR ENDED JUNE 30, 2023

PENSION

SCHOOL EMPLOYEES RETIREMENT SYSTEM (SERS) OF OHIO

Changes in benefit terms :

- There were no changes in benefit terms from the amounts reported for fiscal year 2014.
- There were no changes in benefit terms from the amounts reported for fiscal year 2015.
- There were no changes in benefit terms from the amounts reported for fiscal year 2016.
- There were no changes in benefit terms from the amounts reported for fiscal year 2017.
- For fiscal year 2018, SERS changed from a fixed 3% annual increase to a Cost of Living Adjustment (COLA) based on the changes in the Consumer Price Index (CPI-W), with a cap of 2.5% and a floor of 0%.
- For fiscal year 2019, with the authority granted the Board under Senate Bill 8, the Board has enacted a three year COLA delay for future benefit recipients commencing benefits on or after April 1, 2018.
- There were no changes in benefit terms from the amounts previously reported for fiscal year 2020.
- There were no changes in benefit terms from the amounts previously reported for fiscal year 2021.
- For fiscal year 2022, SERS changed from a Cost of Living Adjustment (COLA) of 2.5% to 2.0%.
- There were no changes in benefit terms from the amounts reported for fiscal year 2023.

Changes in assumptions :

- There were no changes in methods and assumptions used in the calculation of actuarial determined contributions for fiscal year 2014.
- There were no changes in methods and assumptions used in the calculation of actuarial determined contributions for fiscal year 2015.
- There were no changes in methods and assumptions used in the calculation of actuarial determined contributions for fiscal year 2016.
- For fiscal year 2017, the following changes of assumptions affected the total pension liability since the prior measurement date: (a) the assumed rate of inflation was reduced from 3.25% to 3.00%, (b) payroll growth assumption was reduced from 4.00% to 3.50%, (c) assumed real wage growth was reduced from 0.75% to 0.50%, (d) rates of withdrawal, retirement and disability were updated to reflect recent experience, (e) mortality among active members was updated to RP-2014 Blue Collar Mortality Table with fully generational projection and a five year age set-back for both males and females, (f) mortality among service retired members and beneficiaries was updated to the following RP-2014 Blue Collar Mortality Table with fully generational projection with Scale BB, 120% of male rates and 110% of female rates, (g) mortality among disabled members was updated to RP-2000 Disabled Mortality Table, 90% for male rates and 100% for female rates, set back five years is used for the period after disability retirement and (h) the discount rate was reduced from 7.75% to 7.50%.
- There were no changes in methods and assumptions used in the calculation of actuarial determined contributions for fiscal year 2018.
- There were no changes in methods and assumptions used in the calculation of actuarial determined contributions for fiscal year 2019.
- There were no changes in methods and assumptions used in the calculation of actuarial determined contributions for fiscal year 2020.
- There were no changes in methods and assumptions used in the calculation of actuarial determined contributions for fiscal year 2021.
- For fiscal year 2022, the following changes of assumptions affected the total pension liability since the prior measurement date: (a) wage inflation decreased from 3.00% to 2.40%, (b) future salary increases changed from 3.50%-18.20% to 3.25%-13.58%, (c) investment rate of return decreased from 7.50% to 7.00%, (d) discount rate decreased from 7.50% to 7.00% and (e) mortality tables changed from the RP-2014 Blue Collar mortality table to the PUB-2010 General Employee Amount Weighted Below Median Healthy Retiree mortality table.
- There were no changes in methods and assumptions used in the calculation of actuarial determined contributions for fiscal year 2023.

(Continued)

**SULLIVANT AVENUE COMMUNITY SCHOOL DISTRICT
FRANKLIN COUNTY, OHIO**

NOTES TO THE REQUIRED SUPPLEMENTARY INFORMATION (CONTINUED)
FOR THE FISCAL YEAR ENDED JUNE 30, 2023

PENSION (CONTINUED)

STATE TEACHERS RETIREMENT SYSTEM (STRS) OF OHIO

Changes in benefit terms :

- There were no changes in benefit terms from the amounts reported for fiscal year 2014.
- There were no changes in benefit terms from the amounts reported for fiscal year 2015.
- There were no changes in benefit terms from the amounts reported for fiscal year 2016.
- There were no changes in benefit terms from the amounts reported for fiscal year 2017.
- For fiscal year 2018, STRS decreased the Cost of Living Adjustment (COLA) to zero.
- There were no changes in benefit terms from amounts previously reported for fiscal year 2019.
- There were no changes in benefit terms from amounts previously reported for fiscal year 2020.
- There were no changes in benefit terms from amounts previously reported for fiscal year 2021.
- There were no changes in benefit terms from amounts previously reported for fiscal year 2022.
- There were no changes in benefit terms from amounts previously reported for fiscal year 2023.

Changes in assumptions :

- There were no changes in methods and assumptions used in the calculation of actuarial determined contributions for fiscal year 2014.
- There were no changes in methods and assumptions used in the calculation of actuarial determined contributions for fiscal year 2015.
- There were no changes in methods and assumptions used in the calculation of actuarial determined contributions for fiscal year 2016.
- There were no changes in methods and assumptions used in the calculation of actuarial determined contributions for fiscal year 2017.
- For fiscal year 2018, the following changes of assumption affected the total pension liability since the prior measurement date: (a) the long-term expected rate of return was reduced from 7.75% to 7.45%, (b) the inflation assumption was lowered from 2.75% to 2.50%, (c) the payroll growth assumption was lowered to 3.00%, (d) total salary increases rate was lowered by decreasing the merit component of the individual salary increases, in addition to a decrease of 0.25% due to lower inflation, (e) the healthy and disabled mortality assumptions were updated to the RP-2014 mortality tables with generational improvement scale MP-2016 and (f) rates of retirement, termination and disability were modified to better reflect anticipated future experience.
- There were no changes in methods and assumptions used in the calculation of actuarial determined contributions for fiscal year 2019.
- There were no changes in methods and assumptions used in the calculation of actuarial determined contributions for fiscal year 2020.
- There were no changes in methods and assumptions used in the calculation of actuarial determined contributions for fiscal year 2021.
- For fiscal year 2022, the following changes of assumption affected the total pension liability since the prior measurement date: (a) the long-term expected rate of return was reduced from 7.45% to 7.00% and (b) the discount rate of return was reduced from 7.45% to 7.00%.
- For fiscal year 2023, the following changes of assumption affected the total pension liability since the prior measurement date: (a) the projected salary increases went from 12.50% at age 20 to 2.50% at age 65 to varies by service from 2.50% to 8.50%.

OTHER POSTEMPLOYMENT BENEFITS (OPEB)

SCHOOL EMPLOYEES RETIREMENT SYSTEM (SERS) OF OHIO

Changes in benefit terms :

- There were no changes in benefit terms from the amounts reported for fiscal year 2017.
- There were no changes in benefit terms from the amounts reported for fiscal year 2018.
- There were no changes in benefit terms from the amounts reported for fiscal year 2019.
- There were no changes in benefit terms from the amounts reported for fiscal year 2020.
- There were no changes in benefit terms from the amounts reported for fiscal year 2021.
- There were no changes in benefit terms from the amounts reported for fiscal year 2022.
- There were no changes in benefit terms from the amounts reported for fiscal year 2023.

(Continued)

**SULLIVANT AVENUE COMMUNITY SCHOOL DISTRICT
FRANKLIN COUNTY, OHIO**

NOTES TO THE REQUIRED SUPPLEMENTARY INFORMATION (CONTINUED)
FOR THE FISCAL YEAR ENDED JUNE 30, 2023

OTHER POSTEMPLOYMENT BENEFITS (OPEB) (CONTINUED)

SCHOOL EMPLOYEES RETIREMENT SYSTEM (SERS) OF OHIO (CONTINUED)

Changes in assumptions :

- For fiscal year 2017, the following changes of assumptions affected the total OPEB liability since the prior measurement date: (a) assumed rate of inflation was reduced from 3.25% to 3.00%, (b) payroll growth assumption was reduced from 4.00% to 3.50%, (c) assumed real wage growth was reduced from 0.75% to 0.50%, (d) rates of withdrawal, retirement, and disability were updated to reflect recent experience, (e) mortality among active members was updated to the following: RP-2014 Blue Collar Mortality Table with fully generational projection and a five-year age set-back for both males and females, (f) mortality among service retired members and beneficiaries was updated to the following: RP-2014 Blue Collar Mortality Table with fully generational projection with Scale BB, 120% of male rates, and 110% of female rates, (g) mortality among disabled members was updated to the following: RP-2000 Disabled Mortality Table, 90% for male rates and 100% for female rates, set back five years is used for the period after disability retirement.
- For fiscal year 2018, the following changes of assumptions affected the total OPEB liability since the prior measurement date: (a) assumed rate of inflation was reduced from 3.25% to 3.00%, (b) payroll growth assumption was reduced from 4.00% to 3.50%, (c) assumed real wage growth was reduced from 0.75% to 0.50%, (d) rates of withdrawal, retirement, and disability were updated to reflect recent experience, (e) mortality among active members was updated to the following: RP-2014 Blue Collar Mortality Table with fully generational projection and a five-year age set-back for both males and females, (f) mortality among service retired members and beneficiaries was updated to the following: RP-2014 Blue Collar Mortality Table with fully generational projection with Scale BB, 120% of male rates, and 110% of female rates, (g) mortality among disabled members was updated to the following: RP-2000 Disabled Mortality Table, 90% for male rates and 100% for female rates, set back five years is used for the period after disability retirement, (h) the municipal bond index rate increased from 2.92% to 3.56% and (i) the single equivalent interest rate, net of plan investment expense, including price inflation increased from 2.98% to 3.63%.
- For fiscal year 2019, the following changes of assumptions affected the total OPEB liability since the prior measurement date: (a) the discount rate increased from 3.63% to 3.70%, (b) the health care cost trend rates for Medicare were changed from a range of 5.50%-5.00% to a range of 5.375%-4.75% and Pre-Medicare were changed from a range of 7.50%-5.00% to a range of 7.25%-4.75%, (c) the municipal bond index rate increased from 3.56% to 3.62% and (d) the single equivalent interest rate, net of plan investment expense, including price inflation increased from 3.63% to 3.70%.
- For fiscal year 2020, the following changes of assumptions affected the total OPEB liability since the prior measurement date: (a) the discount rate decreased from 3.70% to 3.22%, (b) the health care cost trend rates for Medicare were changed from a range of 5.375%-4.75% to a range of 5.25%-4.75% and Pre-Medicare were changed from a range of 7.25%-4.75% to a range of 7.00%-4.75%, (c) the municipal bond index rate decreased from 3.62% to 3.13% and (d) the single equivalent interest rate, net of plan investment expense, including price inflation decreased from 3.70% to 3.22%.
- For fiscal year 2021, the following changes of assumptions affected the total OPEB liability since the prior measurement date: (a) the discount rate decreased from 3.22% to 2.63% and (b) the municipal bond index rate decreased from 3.13% to 2.45%, and (c) the single equivalent interest rate, net of plan investment expense, including price inflation decreased from 3.22% to 2.63%.
- For fiscal year 2022, the following changes of assumptions affected the total OPEB liability since the prior measurement date: (a) wage inflation decreased from 3.00% to 2.40%, (b) future salary increases changed from 3.50%-18.20% to 3.25%-13.58%, (c) investment rate of return decreased from 7.50% to 7.00%, (d) discount rate decreased from 7.50% to 7.00% and (e) mortality tables changed from the RP-2014 Blue Collar mortality table to the PUB-2010 General Employee Amount Weighted Below Median Healthy Retiree mortality table.
- For fiscal year 2023, the following changes of assumptions affected the total OPEB liability since the prior measurement date: (a) municipal bond index rate went from 1.92% to 3.69%, (b) single equivalent interest rate when from 2.27% to 4.08% and (c) medical trend assumptions went from 5.125% to 4.40% Medicare and 6.75% to 4.40% Pre-Medicare to 7.00% to 4.40%.

(Continued)

**SULLIVANT AVENUE COMMUNITY SCHOOL DISTRICT
FRANKLIN COUNTY, OHIO**

NOTES TO THE REQUIRED SUPPLEMENTARY INFORMATION (CONTINUED)
FOR THE FISCAL YEAR ENDED JUNE 30, 2023

OTHER POSTEMPLOYMENT BENEFITS (OPEB) (CONTINUED)

STATE TEACHERS RETIREMENT SYSTEM (STRS) OF OHIO

Changes in benefit terms :

- There were no changes in benefit terms from the amounts previously reported for fiscal year 2017.
- For fiscal year 2018, STRS reduced the subsidy multiplier for non-Medicare benefit recipients from 2.1% to 1.9% per year of service. Medicare Part B premium reimbursements were discontinued for certain survivors and beneficiaries and all remaining Medicare Part B premium reimbursements will be discontinued beginning January 2019.
- For fiscal year 2019, STRS increased the subsidy multiplier for non-Medicare benefit recipients from 1.9% to 1.944% per year of service effective January 1, 2019. The non-Medicare frozen subsidy base premium was increased January 1, 2019 and all remaining Medicare Part B premium reimbursements will be discontinued beginning January 1, 2020.
- For fiscal year 2020, STRS increased the subsidy percentage from 1.944% to 1.984% effective January 1, 2020. The Medicare subsidy percentages were adjusted effective January 1, 2021 to 2.1% for the Medicare plan. The Medicare Part B monthly reimbursement elimination date was postponed to January 1, 2021.
- For fiscal year 2021, the non-Medicare subsidy percentage was increased effective January 1, 2021 from 1.984% to 2.055% per year of service. The non-Medicare frozen subsidy base premium was increased effective January 1, 2021. The Medicare subsidy percentages were adjusted effective January 1, 2021 to 2.1% for the AMA Medicare plan. The Medicare Part B monthly reimbursement elimination date was postponed indefinitely.
- For fiscal year 2022, the non-Medicare subsidy percentage was increased effective January 1, 2022 from 2.055% to 2.100%. The non-Medicare frozen subsidy base premium was increased effective January 1, 2022. The Medicare Part D subsidy was updated to reflect it is expected to be negative in CY2022. The Part B monthly reimbursement elimination date was postponed indefinitely.
- There were no changes in benefit terms from the amounts previously reported for fiscal year 2023.

Changes in assumptions :

- There were no changes in methods and assumptions used in the calculation of actuarial determined contributions for fiscal year 2017.
- For fiscal year 2018, the following changes of assumptions affected the total OPEB liability since the prior measurement date: (a) the discount rate was increased from 3.26% to 4.13% based on the methodology defined under GASB Statement No. 74, Financial Reporting for Postemployment Benefit Plans Other Than Pension Plans (OPEB), (b) the long term expected rate of return was reduced from 7.75% to 7.45%, (c) valuation year per capita health care costs were updated, and the salary scale was modified, (d) the percentage of future retirees electing each option was updated based on current data and the percentage of future disabled retirees and terminated vested participants electing health coverage were decreased and (e) the assumed mortality, disability, retirement, withdrawal and future health care cost trend rates were modified along with the portion of rebated prescription drug costs.
- For fiscal year 2019, the following changes of assumptions affected the total OPEB liability/asset since the prior measurement date: (a) the discount rate was increased from the blended rate of 4.13% to the long-term expected rate of return of 7.45% based on the methodology defined under GASB Statement No. 74, Financial Reporting for Postemployment Benefit Plans Other Than Pension Plans (OPEB) and (b) decrease in health care cost trend rates from 6.00%-11.00% initial; 4.50% ultimate down to Medical Pre-Medicare 6.00% and Medicare 5.00% initial; 4.00% ultimate and Prescription Drug Pre-Medicare 8.00% and Medicare (5.23%) initial; 4.00% ultimate.
- For fiscal year 2020, health care cost trend rates were changed to the following: medical pre-Medicare from 6.00% initial - 4.00% ultimate down to 5.87% initial - 4.00% ultimate; medical Medicare from 5.00% initial - 4.00% ultimate down to 4.93% initial - 4.00% ultimate; prescription drug pre-Medicare from 8.00% initial - 4.00% ultimate down to 7.73% initial - 4.00% ultimate and (5.23%) initial - 4.00% ultimate up to 9.62% initial - 4.00% ultimate.

(Continued)

**SULLIVANT AVENUE COMMUNITY SCHOOL DISTRICT
FRANKLIN COUNTY, OHIO**

NOTES TO THE REQUIRED SUPPLEMENTARY INFORMATION (CONTINUED)
FOR THE FISCAL YEAR ENDED JUNE 30, 2023

OTHER POSTEMPLOYMENT BENEFITS (OPEB) (CONTINUED)

STATE TEACHERS RETIREMENT SYSTEM (STRS) OF OHIO (CONTINUED)

Changes in assumptions (continued) :

- For fiscal year 2021, health care cost trend rates were changed to the following: medical pre-Medicare from 5.87% initial - 4.00% ultimate down to 5.00% initial - 4.00% ultimate; medical Medicare from 4.93% initial - 4.00% ultimate down to -6.69% initial - 4.00% ultimate; prescription drug pre-Medicare from 7.73% initial - 4.00% ultimate down to 6.50% initial - 4.00% ultimate; prescription drug Medicare from 9.62% initial - 4.00% ultimate up to 11.87% initial - 4.00% ultimate.
- For fiscal year 2022, the following changes of assumption affected the total OPEB liability since the prior measurement date: (a) the long-term expected rate of return was reduced from 7.45% to 7.00%, (b) the discount rate of return was reduced from 7.45% to 7.00% and (c) health care cost trend rates were changed to the following: medical Medicare from -6.69% initial - 4.00% ultimate down to -16.18% initial - 4.00% ultimate; prescription drug Medicare from 11.87% initial - 4.00% ultimate up to 29.98% initial - 4.00% ultimate.
- For fiscal year 2023, the following changes of assumption affected the total OPEB liability since the prior measurement date: (a) projected salary increase went from 12.50% at age 20 to 2.50% at age 65 to varies by services from 2.50% to 8.50% and (b) health care cost trend rates were changed to the following: Pre-Medicare from 5.00% initial - 4.00% ultimate to 7.50% initial - 3.94% ultimate; medical Medicare from -16.18% initial - 4.00% ultimate to -68.78% initial - 3.94% ultimate; prescription drug Pre-Medicare from 6.50% initial - 4.00% ultimate to 9.00% initial - 3.94% ultimate; Medicare from 29.98% initial - 4.00% ultimate to -5.47% initial - 3.94% ultimate.

**SULLIVANT AVENUE COMMUNITY SCHOOL
FRANKLIN COUNTY, OHIO
SCHEDULE OF EXPENDITURES OF FEDERAL AWARDS
FOR THE FISCAL YEAR ENDED JUNE 30, 2023**

Federal Grantor/ Pass-Through Grantor/ Program or Cluster Title	Assistance Listing Number	Expenditures
<u>U.S. Department of Agriculture</u>		
<i>Passed through Ohio Department of Education</i>		
Child Nutrition Cluster:		
School Breakfast Program	10.553	\$ 58,948
National School Lunch Program	10.555	144,572
Total Child Nutrition Cluster		<u>203,520</u>
COVID-19 - Pandemic EBT Administrative Costs	10.649	580
Total U.S. Department of Agriculture		<u>204,100</u>
<u>U.S. Department of Education</u>		
<i>Passed through Ohio Department of Education</i>		
Title I - Grants to Local Educational Agencies	84.010	<u>183,762</u>
Special Education Cluster (IDEA):		
Special Education - Grants to States	84.027	48,815
Special Education - Preschool Grants	84.173	1,720
Total Special Education Cluster (IDEA)		<u>50,535</u>
English Language Acquisition State Grants	84.365	<u>29,252</u>
Improving Teacher Quality State Grants	84.367	<u>33,565</u>
Student Support and Academic Enrichment Program	84.424	<u>10,966</u>
Education Stabilization Fund -		
COVID-19 - ESSER II	84.425D	445,544
COVID-19 - ARP ESSER	84.425U	64,974
COVID-19 - ARP Homeless	84.425W	5,132
Total ALN #84.425		<u>515,650</u>
Total U.S. Department of Education		<u>823,730</u>
<u>U.S. Federal Communications Commission</u>		
<i>Direct Program</i>		
Emergency Connectivity Fund Program	32.009	<u>29,500</u>
Total U.S. Federal Communications Commission		<u>29,500</u>
TOTAL EXPENDITURES OF FEDERAL AWARDS		<u>\$ 1,057,330</u>

See accompanying notes to the Schedule of Expenditures of Federal Awards.

**SULLIVANT AVENUE COMMUNITY SCHOOL
FRANKLIN COUNTY, OHIO
NOTES TO THE SCHEDULE OF EXPENDITURES OF FEDERAL AWARDS
FOR THE FISCAL YEAR ENDED JUNE 30, 2023**

NOTE 1: BASIS OF PRESENTATION

The accompanying Schedule of Expenditures of Federal Awards (the Schedule) includes the federal award activity of Sullivant Avenue Community School under programs of the federal government for the year ended June 30, 2023. The information in this Schedule is presented in accordance with the requirements of Title 2 U.S. Code of Federal Regulations Part 200, *Uniform Administrative Requirements, Cost Principles, and Audit Requirements for Federal Awards* (Uniform Guidance). Because the Schedule presents only a selected portion of the operations of Sullivant Avenue Community School, it is not intended to and does not present the financial position, changes in net position, or cash flows of Sullivant Avenue Community School.

NOTE 2: SUMMARY OF SIGNIFICANT ACCOUNTING POLICIES

Expenditures reported on the Schedule are reported on the cash basis of accounting. Such expenditures are recognized following the cost principles contained in the Uniform Guidance, wherein certain types of expenditures are not allowable or are limited as to reimbursement.

NOTE 3: INDIRECT COST RATE

Sullivant Avenue Community School has elected not to use the 10 percent de minimis indirect cost rate allowed under the Uniform Guidance.

NOTE 4: CHILD NUTRITION CLUSTER

The School commingles cash receipts from the U.S. Department of Agriculture with similar State grants. When reporting expenditures on this Schedule, the School assumes it expends federal monies first.

INDEPENDENT AUDITOR'S REPORT ON INTERNAL CONTROL OVER FINANCIAL REPORTING AND ON COMPLIANCE AND OTHER MATTERS BASED ON AN AUDIT OF FINANCIAL STATEMENTS PERFORMED IN ACCORDANCE WITH GOVERNMENT AUDITING STANDARDS

Sullivant Avenue Community School
Franklin County
3435 Sullivant Avenue
Columbus, Ohio 43204

To the Members of the Board:

We have audited, in accordance with the auditing standards generally accepted in the United States of America and the standards applicable to financial audits contained in *Government Auditing Standards* issued by the Comptroller General of the United States, the financial statements of Sullivant Avenue Community School, Franklin County, Ohio, (the School) as of and for the year ended June 30, 2023, and the related notes to the financial statements, which collectively comprise the School's basic financial statements, and have issued our report thereon dated April 12, 2024, wherein we noted the School is experiencing financial difficulties and management has a plan in regard to this matter.

Report on Internal Control Over Financial Reporting

In planning and performing our audit of the financial statements, we considered the School's internal control over financial reporting (internal control) to determine the audit procedures that are appropriate in the circumstances for the purpose of expressing our opinion on the financial statements, but not for the purpose of expressing an opinion on the effectiveness of the School's internal control. Accordingly, we do not express an opinion on the effectiveness of the School's internal control.

A *deficiency in internal control* exists when the design or operation of a control does not allow management or employees, in the normal course of performing their assigned functions, to prevent, or detect and correct, misstatements on a timely basis. A *material weakness* is a deficiency, or a combination of deficiencies, in internal control, such that there is a reasonable possibility that a material misstatement of the School's financial statements will not be prevented, or detected and corrected, on a timely basis. A *significant deficiency* is a deficiency, or a combination of deficiencies, in internal control that is less severe than a material weakness, yet important enough to merit attention by those charged with governance.

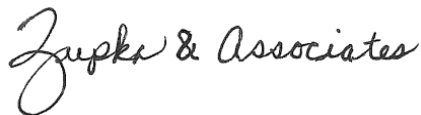
Our consideration of internal control was for the limited purpose described in the first paragraph of this section and was not designed to identify all deficiencies in internal control that might be material weaknesses or significant deficiencies. Given these limitations, during our audit we did not identify any deficiencies in internal control that we consider to be material weaknesses. However, material weaknesses or significant deficiencies may exist that have not been identified.

Report on Compliance and Other Matters

As part of obtaining reasonable assurance about whether the School's financial statements are free from material misstatement, we performed tests of its compliance with certain provisions of laws, regulations, contracts, and grant agreements, noncompliance with which could have a direct and material effect on the determination of financial statement amounts. However, providing an opinion on compliance with those provisions was not an objective of our audit, and accordingly, we do not express such an opinion. The results of our tests disclosed no instances of noncompliance or other matters that are required to be reported under Government Auditing Standards.

Purpose of This Report

The purpose of this report is solely to describe the scope of our testing of internal control and compliance and the results of that testing, and not to provide an opinion on the effectiveness of the School's internal control or on compliance. This report is an integral part of an audit performed in accordance with *Government Auditing Standards* in considering the School's internal control and compliance. Accordingly, this communication is not suitable for any other purpose.



Zupka & Associates
Certified Public Accountants

April 12, 2024

**INDEPENDENT AUDITOR'S REPORT ON COMPLIANCE FOR EACH MAJOR
FEDERAL PROGRAM AND ON INTERNAL CONTROL OVER COMPLIANCE
REQUIRED BY THE UNIFORM GUIDANCE**

Sullivant Avenue Community School
Franklin County
3435 Sullivant Avenue
Columbus, Ohio 43204

To the Members of the Board:

Report on Compliance for Each Major Federal Program

Opinion on Each Major Federal Program

We have audited Sullivant Avenue Community School, Franklin County, Ohio's (the School) compliance with the types of compliance requirements identified as subject to audit in the OMB *Compliance Supplement* that could have a direct and material effect on the School's major federal program for the year ended June 30, 2023. The School's major federal program is identified in the summary of auditor's results section of the accompanying Schedule of Findings and Questioned Costs.

In our opinion, Sullivant Avenue Community School complied, in all material respects, with the types of compliance requirements referred to above that could have a direct and material effect on its major federal program for the year ended June 30, 2023.

Basis for Opinion on Each Major Federal Program

We conducted an audit of compliance in accordance with auditing standards generally accepted in the United States of America (GAAS); the standards applicable to financial audits contained in *Government Auditing Standards* issued by the Comptroller General of the United States (*Government Auditing Standards*); and the audit requirements of Title 2 U.S. *Code of Federal Regulations* Part 200, *Uniform Administrative Requirements for Federal Awards* (Uniform Guidance). Our responsibilities under those standards and the Uniform Guidance are further described in the Auditor's Responsibilities for the Audit of Compliance section of our report.

We are required to be independent of Sullivant Avenue Community School, and to meet our other ethical responsibilities, in accordance with relevant ethical requirements relating to our audit. We believe that the audit evidence we have obtained is sufficient and appropriate to provide a basis for our opinion on compliance for each major federal program. Our audit does not provide a legal determination of Sullivant Avenue Community School's compliance with the compliance requirements referred to above.

Responsibilities of Management for Compliance

Management is responsible for compliance with the requirements referred to above and for the design, implementation, and maintenance of effective internal control over compliance with the requirements of laws, statutes, regulations, rules and provisions of contracts or grant agreements to Sullivant Avenue Community School's federal programs.

Auditor's Responsibilities for the Audit of Compliance

Our objectives are to obtain reasonable assurance about whether material noncompliance with the compliance requirements referred to above occurred, whether due to fraud or error, and express an opinion on Sullivant Avenue Community School's compliance based on our audit. Reasonable assurance is a high level of assurance but is not absolute assurance and therefore is not a guarantee that an audit conducted in accordance with GAAS, *Government Auditing Standards*, and the Uniform Guidance will always detect material noncompliance when it exists. The risk of not detecting material noncompliance resulting from fraud is higher than for that resulting from error, as fraud may involve collusion, forgery, intentional omissions, misrepresentations, or the override of internal control. Noncompliance with the compliance requirements referred to above is considered material, if there is a substantial likelihood that, individually or in the aggregate, it would influence the judgment made by a reasonable user of the report on compliance about Sullivant Avenue Community School's compliance with the requirements of each major federal program as a whole.

In performing an audit in accordance with GAAS, *Government Auditing Standards*, and the Uniform Guidance, we

- exercise professional judgment and maintain professional skepticism throughout the audit.
- identify and assess the risks of material noncompliance, whether due to fraud or error, and design and perform audit procedures responsive to those risks. Such procedures include examining, on a test basis, evidence regarding Sullivant Avenue Community School's compliance with the compliance requirements referred to above and performing such other procedures as we considered necessary in the circumstances.
- obtain an understanding of Sullivant Avenue Community School's internal control over compliance relevant to the audit in order to design audit procedures that are appropriate in the circumstances and to test and report on internal control over compliance in accordance with the Uniform Guidance, but not for the purpose of expressing an opinion on the effectiveness of Sullivant Avenue Community School's internal control over compliance. Accordingly, no such opinion is expressed.

We are required to communicate with those charged with governance regarding, among other matters, the planned scope and timing of the audit and any significant deficiencies and material weaknesses in internal control over compliance that we identified during the audit.

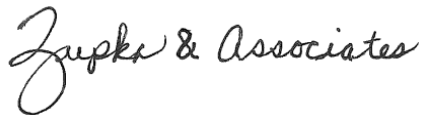
Report on Internal Control over Compliance

A *deficiency in internal control over compliance* exists when the design or operation of a control over compliance does not allow management or employees, in the normal course of performing their assigned functions, to prevent, or detect and correct, noncompliance with a type of compliance requirement of a federal program on a timely basis. A *material weakness in internal control over compliance* is a deficiency, or combination of deficiencies, in internal control over compliance, such that there is a reasonable possibility that material noncompliance with a type of compliance requirement of a federal program will not be prevented, or detected and corrected, on a timely basis. A *significant deficiency in internal control over compliance* is a deficiency, or a combination of deficiencies, in internal control over compliance with a type of compliance requirement of a federal program that is less severe than a material weakness in internal control over compliance, yet important enough to merit attention by those charged with governance.

Our consideration of internal control over compliance was for the limited purpose described in the Auditor's Responsibilities for the Audit of Compliance section above and was not designed to identify all deficiencies in internal control over compliance that might be material weaknesses or significant deficiencies in internal control over compliance. Given these limitations, during our audit we did not identify any deficiencies in internal control over compliance that we consider to be material weaknesses, as defined above. However, material weaknesses or significant deficiencies in internal control over compliance may exist that were not identified.

Our audit was not designed for the purpose of expressing an opinion on the effectiveness of internal control over compliance. Accordingly, no such opinion is expressed.

The purpose of this report on internal control over compliance is solely to describe the scope of our testing of internal control over compliance and the results of that testing based on the requirements of the Uniform Guidance. Accordingly, this report is not suitable for any other purpose.



Zupka & Associates
Certified Public Accountants

April 12, 2024

**SULLIVANT AVENUE COMMUNITY SCHOOL
FRANKLIN COUNTY, OHIO
SCHEDULE OF FINDINGS AND QUESTIONED COSTS
UNIFORM GUIDANCE
JUNE 30, 2023**

1. SUMMARY OF AUDITOR'S RESULTS

2023(i)	Type of Financial Statement Opinion	Unmodified
2023(ii)	Were there any material control weaknesses reported at the financial statement level (GAGAS)?	No
2023(ii)	Were there any significant deficiencies in internal control reported at the financial statement level (GAGAS)?	No
2023(iii)	Was there any reported material noncompliance at the financial statement level (GAGAS)?	No
2023(iv)	Were there any material internal control weaknesses reported for major federal programs?	No
2023(iv)	Were there any significant deficiencies in internal control reported for major federal programs?	No
2023(v)	Type of Major Programs' Compliance Opinions	Unmodified
2023(vi)	Are there any reportable findings under 2 CFR 200.516(a)?	No
2023(vii)	Major Programs (list): Education Stabilization Fund - COVID-19 - ESSER II - ALN #84.425D COVID-19 - ARP ESSER - ALN #84.425U COVID-19 - ARP Homeless - ALN #84.425W	
2023(viii)	Dollar Threshold: A/B Program	Type A: \$750,000 Type B: All Others
2023(ix)	Low Risk Auditee?	Yes

2. FINDINGS RELATED TO THE FINANCIAL STATEMENTS REQUIRED TO BE REPORTED IN ACCORDANCE WITH GAGAS

None.

3. FINDINGS AND QUESTIONED COSTS FOR FEDERAL AWARDS

None.

**SULLIVANT AVENUE COMMUNITY SCHOOL
FRANKLIN COUNTY, OHIO
SCHEDULE OF PRIOR AUDIT FINDINGS AND RECOMMENDATIONS
FOR THE FISCAL YEAR ENDED JUNE 30, 2023**

The prior audit report, for the fiscal year ended June 30, 2022, included no findings or management letter recommendations.

OHIO AUDITOR OF STATE KEITH FABER



SULLIVANT AVENUE COMMUNITY SCHOOL

FRANKLIN COUNTY

AUDITOR OF STATE OF OHIO CERTIFICATION

This is a true and correct copy of the report, which is required to be filed pursuant to Section 117.26, Revised Code, and which is filed in the Office of the Ohio Auditor of State in Columbus, Ohio.



Certified for Release 5/16/2024

65 East State Street, Columbus, Ohio 43215
Phone: 614-466-4514 or 800-282-0370

This report is a matter of public record and is available online at
www.ohioauditor.gov