



OHIO AUDITOR OF STATE
KEITH FABER



**LOGAN ELM LOCAL SCHOOL DISTRICT
PICKAWAY COUNTY
JUNE 30, 2024**

TABLE OF CONTENTS

TITLE	PAGE
Independent Auditor's Report	1
Prepared by Management:	
Management's Discussion and Analysis	5
Basic Financial Statements:	
Government-wide Financial Statements:	
Statement of Net Position	17
Statement of Activities.....	18
Fund Financial Statements:	
Balance Sheet	
Governmental Funds	19
Reconciliation of Total Governmental Fund Balances to Net Position of Governmental Activities	20
Statement of Revenues, Expenditures and Changes in Fund Balance Governmental Funds.....	21
Reconciliation of the Statement of Revenues, Expenditures and Changes in Fund Balances of Governmental Funds to the Statement of Activities.....	22
Notes to the Basic Financial Statements	23
Required Supplementary Information:	
Schedule of Revenues, Expenditures and Changes in Fund Balance – Budget and Actual (Non-GAAP Budgetary Basis) General Fund.....	67
Schedule of the District's Proportionate Share of the Net Pension Liability and District Pension Contributions School Employees Retirement System (SERS) of Ohio.....	68
Schedule of the District's Proportionate Share of the Net Pension Liability and District Pension Contributions State Teachers Retirement System (STRS) of Ohio	69
Schedule of the District's Proportionate Share of the Net OPEB Liability and District OPEB Contributions School Employees Retirement System (SERS) of Ohio	70
Schedule of the District's Proportionate Share of the Net OPEB Liability (Asset) and District OPEB Contributions State Teachers Retirement System (STRS) of Ohio	71
Notes to Required Supplementary Information	72

**LOGAN ELM LOCAL SCHOOL DISTRICT
PICKAWAY COUNTY
JUNE 30, 2024**

**TABLE OF CONTENTS
(Continued)**

TITLE	PAGE
Schedule of Expenditures of Federal Awards	79
Notes to the Schedule of Expenditures of Federal Awards	80
Independent Auditor's Report on Internal Control Over Financial Reporting and on Compliance and Other Matters Required by <i>Government Auditing Standards</i>	81
Independent Auditor's Report on Compliance with Requirements Applicable to the Major Federal Program and on Internal Control Over Compliance Required by the Uniform Guidance	83
Schedule of Findings.....	87
Corrective Action Plan (Prepared by Management)	89

OHIO AUDITOR OF STATE KEITH FABER



65 East State Street
Columbus, Ohio 43215
ContactUs@ohioauditor.gov
800-282-0370

INDEPENDENT AUDITOR'S REPORT

Logan Elm Local School District
Pickaway County
9579 Tarlton Road
Circleville, Ohio 43113

To the Board of Education:

Report on the Audit of the Financial Statements

Opinions

We have audited the financial statements of the governmental activities, each major fund, and the aggregate remaining fund information of the Logan Elm Local School District, Pickaway County, Ohio (the District) as of and for the year ended June 30, 2024, and the related notes to the financial statements, which collectively comprise the District's basic financial statements as listed in the table of contents.

In our opinion, the accompanying financial statements referred to above present fairly, in all material respects, the respective financial position of the governmental activities, each major fund, and the aggregate remaining fund information of the Logan Elm Local School District, Pickaway County, Ohio as of June 30, 2024, and the respective changes in financial position thereof for the year then ended in accordance with the accounting principles generally accepted in the United States of America.

Basis for Opinions

We conducted our audit in accordance with auditing standards generally accepted in the United States of America (GAAS) and the standards applicable to financial audits contained in *Government Auditing Standards*, issued by the Comptroller General of the United States. Our responsibilities under those standards are further described in the *Auditor's Responsibilities for the Audit of the Financial Statements* section of our report. We are required to be independent of the District, and to meet our other ethical responsibilities, in accordance with the relevant ethical requirements relating to our audit. We believe that the audit evidence we have obtained is sufficient and appropriate to provide a basis for our audit opinions.

Responsibilities of Management for the Financial Statements

Management is responsible for the preparation and fair presentation of the financial statements in accordance with accounting principles generally accepted in the United States of America, and for the design, implementation, and maintenance of internal control relevant to the preparation and fair presentation of financial statements that are free from material misstatement, whether due to fraud or error.

In preparing the financial statements, management is required to evaluate whether there are conditions or events, considered in the aggregate, that raise substantial doubt about the District's ability to continue as a going concern for twelve months beyond the financial statement date, including any currently known information that may raise substantial doubt shortly thereafter.

Auditor's Responsibilities for the Audit of the Financial Statements

Our objectives are to obtain reasonable assurance about whether the financial statements as a whole are free from material misstatement, whether due to fraud or error, and to issue an auditor's report that includes our opinions. Reasonable assurance is a high level of assurance but is not absolute assurance and therefore is not a guarantee that an audit conducted in accordance with GAAS and *Government Auditing Standards* will always detect a material misstatement when it exists. The risk of not detecting a material misstatement resulting from fraud is higher than for one resulting from error, as fraud may involve collusion, forgery, intentional omissions, misrepresentations, or the override of internal control. Misstatements are considered material if there is a substantial likelihood that, individually or in the aggregate, they would influence the judgment made by a reasonable user based on the financial statements.

In performing an audit in accordance with GAAS and *Government Auditing Standards*, we

- exercise professional judgment and maintain professional skepticism throughout the audit.
- identify and assess the risks of material misstatement of the financial statements, whether due to fraud or error, and design and perform audit procedures responsive to those risks. Such procedures include examining, on a test basis, evidence regarding the amounts and disclosures in the financial statements.
- obtain an understanding of internal control relevant to the audit in order to design audit procedures that are appropriate in the circumstances, but not for the purpose of expressing an opinion on the effectiveness of the District's internal control. Accordingly, no such opinion is expressed.
- evaluate the appropriateness of accounting policies used and the reasonableness of significant accounting estimates made by management, as well as evaluate the overall presentation of the financial statements.
- conclude whether, in our judgment, there are conditions or events, considered in the aggregate, that raise substantial doubt about the District's ability to continue as a going concern for a reasonable period of time.

We are required to communicate with those charged with governance regarding, among other matters, the planned scope and timing of the audit, significant audit findings, and certain internal control-related matters that we identified during the audit.

Required Supplementary Information

Accounting principles generally accepted in the United States of America require that the management's discussion and analysis, and schedules of net pension and other post-employment benefit liabilities and pension and other post-employment benefit contributions be presented to supplement the basic financial statements. Such information is the responsibility of management and, although not a part of the basic financial statements, is required by the Governmental Accounting Standards Board who considers it to be an essential part of financial reporting for placing the basic financial statements in an appropriate operational, economic, or historical context. We have applied certain limited procedures to the required supplementary information in accordance with auditing standards generally accepted in the United States of America, which consisted of inquiries of management about the methods of preparing the information and comparing the information for consistency with management's responses to our inquiries, the basic financial statements, and other knowledge we obtained during our audit of the basic financial statements.

We do not express an opinion or provide any assurance on the information because the limited procedures do not provide us with sufficient evidence to express an opinion or provide any assurance.

Supplementary information

Our audit was conducted for the purpose of forming opinions on the financial statements that collectively comprise the District's basic financial statements. The Schedule of Expenditures of Federal Awards as required by Title 2 U.S. Code of Federal Regulations (CFR) Part 200, Uniform Administrative Requirements, Cost Principles, and Audit Requirements for Federal Awards is presented for purposes of additional analysis and is not a required part of the basic financial statements.

Such information is the responsibility of management and was derived from and relates directly to the underlying accounting and other records used to prepare the basic financial statements. The information has been subjected to the auditing procedures applied in the audit of the basic financial statements and certain additional procedures, including comparing and reconciling such information directly to the underlying accounting and other records used to prepare the basic financial statements or to the basic financial statements themselves, and other additional procedures in accordance with auditing standards generally accepted in the United States of America. In our opinion, the Schedule of Expenditures of Federal Awards is fairly stated, in all material respects, in relation to the basic financial statements as a whole.

Other Reporting Required by *Government Auditing Standards*

In accordance with *Government Auditing Standards*, we have also issued our report dated February 24, 2025, on our consideration of the District's internal control over financial reporting and our tests of its compliance with certain provisions of laws, regulations, contracts and grant agreements and other matters. The purpose of that report is solely to describe the scope of our testing of internal control over financial reporting and compliance and the results of that testing, and not to provide an opinion on the effectiveness of the District's internal control over financial reporting or on compliance. That report is an integral part of an audit performed in accordance with *Government Auditing Standards* in considering the District's internal control over financial reporting and compliance.



Keith Faber
Auditor of State
Columbus, Ohio

February 24, 2025

THIS PAGE INTENTIONALLY LEFT BLANK

**LOGAN ELM LOCAL SCHOOL DISTRICT
PICKAWAY COUNTY, OHIO**

**MANAGEMENT'S DISCUSSION AND ANALYSIS
FOR THE FISCAL YEAR ENDED JUNE 30, 2024
(UNAUDITED)**

The management's discussion and analysis of the Logan Elm Local School District's (the "District") financial performance provides an overall review of the District's financial activities for the fiscal year ended June 30, 2024. The intent of this discussion and analysis is to look at the District's financial performance as a whole; readers should also review the basic financial statements and the notes to the basic financial statements to enhance their understanding of the District's financial performance.

Financial Highlights

Key financial highlights for fiscal year 2024 are as follows:

- In total, net position of governmental activities increased \$3,767,791.
- General revenues accounted for \$30,997,974 in revenue or 84.67% of all revenues. Program specific revenues in the form of charges for services and sales, grants and contributions accounted for \$5,612,476 or 15.33% of total revenues of \$36,610,450.
- The District had \$32,842,659 in expenses related to governmental activities; only \$5,612,476 of these expenses was offset by program specific charges for services, grants or contributions. General revenues supporting governmental activities (primarily taxes and unrestricted grants and entitlements) of \$30,997,974 were adequate to provide for these programs.
- The District's major governmental funds are the general fund and classroom facilities fund. The general fund had \$27,320,760 in revenues and \$25,567,930 in expenditures and other financing uses. During fiscal year 2024, the general fund's fund balance increased \$1,752,830 from a balance of \$17,186,598 to \$18,939,428.
- The classroom facilities fund had \$2,022,661 in revenues and \$7,304,146 in expenditures. During fiscal year 2024, classroom facilities fund's fund balance decreased \$5,281,485 from a balance of \$8,550,236 to \$3,268,751.

Using these Basic Financial Statements

This annual report consists of a series of financial statements and notes to those statements. These statements are organized so the reader can understand the District as a financial whole, an entire operating entity. The statements then proceed to provide an increasingly detailed look at specific financial activities.

The statement of net position and statement of activities provide information about the activities of the whole District, presenting both an aggregate view of the District's finances and a longer-term view of those finances. Fund financial statements provide the next level of detail. For governmental funds, these statements tell how services were financed in the short-term as well as what remains for future spending. The fund financial statements also look at the District's most significant funds with all other nonmajor funds presented in total in one column. In the case of the District, the general fund and classroom facilities fund are reported as major funds.

Reporting the District as a Whole

Statement of Net Position and the Statement of Activities

While this document contains the large number of funds used by the District to provide programs and activities, the view of the District as a whole looks at all financial transactions and asks the question, "How did the District perform financially during 2024?" The statement of net position and the statement of activities answer this question. These statements include all assets, deferred outflows of resources, liabilities, deferred inflows of resources, revenues and expenses using the accrual basis of accounting similar to the accounting used by most private-sector companies. This basis of accounting considers all of the current year's revenues and expenses regardless of when cash is received or paid.

**LOGAN ELM LOCAL SCHOOL DISTRICT
PICKAWAY COUNTY, OHIO**

MANAGEMENT'S DISCUSSION AND ANALYSIS
FOR THE FISCAL YEAR ENDED JUNE 30, 2024
(UNAUDITED)

These two statements report the District's net position and changes in net position. This change in net position is important because it tells the reader that, for the District as a whole, the financial position of the District has improved or diminished. The causes of this change may be the result of many factors, some financial, some not. Non-financial factors include the District's property tax base, current property tax laws in Ohio restricting revenue growth, facility conditions, required educational programs and other factors.

On the statement of net position and in the statement of activities, the governmental activities include the District's programs and services, including instruction, support services, operation and maintenance of plant, pupil transportation, extracurricular activities, and food service operations.

Reporting the District's Most Significant Funds

Fund Financial Statements

Fund financial reports provide detailed information about the District's major and other governmental funds. The District uses many funds to account for a multitude of financial transactions; however, these fund financial statements focus on the District's most significant funds. The District's major governmental funds are the general fund and classroom facilities fund.

Governmental Funds

Most of the District's activities are reported in governmental funds, which focus on how money flows into and out of those funds and the balances left at year-end available for spending in future periods. These funds are reported using the modified accrual basis of accounting, which measures cash and all other financial assets that can readily be converted to cash. The governmental fund financial statements provide a detailed, short-term view of the District's general government operations and the basic services it provides. Governmental fund information helps to determine whether there are more or fewer financial resources that can be spent in the near future to finance educational programs. The relationship (or differences) between governmental activities (reported on the statement of net position and in the statement of activities) and governmental funds is reconciled in the basic financial statements.

Notes to the Basic Financial Statements

The notes provide additional information that is essential to a full understanding of the data provided in the government-wide and fund financial statements.

Required Supplementary Information

In addition to the basic financial statements and accompanying notes, this report also presents certain required supplementary information concerning the District's budgetary schedule for the general fund, net pension liability and net OPEB liability/asset.

**LOGAN ELM LOCAL SCHOOL DISTRICT
PICKAWAY COUNTY, OHIO**

MANAGEMENT'S DISCUSSION AND ANALYSIS
FOR THE FISCAL YEAR ENDED JUNE 30, 2024
(UNAUDITED)

The District as a Whole

The table below provides a summary of the District's net position at June 30, 2024 and 2023.

	Net Position	
	Governmental Activities	Governmental Activities
	2024	2023
<u>Assets</u>		
Current and other assets	\$ 46,382,382	\$ 49,896,876
Net OPEB asset	1,566,062	2,058,653
Capital assets, net	66,346,931	59,136,273
Total assets	<u>114,295,375</u>	<u>111,091,802</u>
<u>Deferred Outflows of Resources</u>		
Pension	4,745,357	5,446,380
OPEB	966,009	523,341
Total deferred outflows of resources	<u>5,711,366</u>	<u>5,969,721</u>
<u>Liabilities</u>		
Current liabilities	5,931,864	5,959,997
Long-term liabilities:		
Due within one year	619,832	536,602
Due in more than one year:		
Net pension liability	21,972,656	22,035,812
Net OPEB liability	1,421,308	1,160,243
Other amounts	44,335,197	44,587,912
Total liabilities	<u>74,280,857</u>	<u>74,280,566</u>
<u>Deferred Inflows of Resources</u>		
Property taxes levied for the next fiscal year	9,396,024	8,994,960
Pensions	1,248,260	1,875,997
OPEB	2,460,962	3,057,153
Total deferred inflows of resources	<u>13,105,246</u>	<u>13,928,110</u>
<u>Net Position</u>		
Net investment in capital assets	21,805,108	19,707,973
Restricted	7,948,595	9,066,440
Unrestricted	2,866,935	78,434
Total net position	<u>\$ 32,620,638</u>	<u>\$ 28,852,847</u>

The net pension liability is reported pursuant to Governmental Accounting Standards Board (GASB) Statement 68, "Accounting and Financial Reporting for Pensions - an Amendment of GASB Statement 27." The net other postemployment benefits (OPEB) liability/asset is reported pursuant to GASB Statement 75, "Accounting and Financial Reporting for Postemployment Benefits Other Than Pensions." For reasons discussed below, many end users of this financial statement will gain a clearer understanding of the District's actual financial condition by adding deferred inflows related to pension and OPEB, the net pension liability, and the net OPEB liability to the reported net position and subtracting deferred outflows related to pension and OPEB and the net OPEB asset.

**LOGAN ELM LOCAL SCHOOL DISTRICT
PICKAWAY COUNTY, OHIO**

MANAGEMENT'S DISCUSSION AND ANALYSIS
FOR THE FISCAL YEAR ENDED JUNE 30, 2024
(UNAUDITED)

Governmental Accounting Standards Board standards are national and apply to all government financial reports prepared in accordance with generally accepted accounting principles. Prior accounting for pensions (GASB 27) and postemployment benefits (GASB 45) focused on a funding approach. This approach limited pension and OPEB costs to contributions annually required by law, which may or may not be sufficient to fully fund each plan's *net pension liability* or *net OPEB liability*. GASB 68 and GASB 75 take an earnings approach to pension and OPEB accounting; however, the nature of Ohio's statewide pension/OPEB plans and state law governing those systems requires additional explanation in order to properly understand the information presented in these statements.

GASB 68 and GASB 75 require the net pension liability and the net OPEB liability/asset to equal the District's proportionate share of each plan's collective:

1. Present value of estimated future pension/OPEB benefits attributable to active and inactive employees' past service.
2. Minus plan assets available to pay these benefits.

GASB notes that pension and OPEB obligations, whether funded or unfunded, are part of the "employment exchange" - that is, the employee is trading his or her labor in exchange for wages, benefits, and the promise of a future pension and other postemployment benefits. GASB noted that the unfunded portion of this promise is a present obligation of the government, part of a bargained-for benefit to the employee and should accordingly be reported by the government as a liability since they received the benefit of the exchange. However, the District is not responsible for certain key factors affecting the balance of these liabilities. In Ohio, the employee shares the obligation of funding pension benefits with the employer. Both employer and employee contribution rates are capped by State statute. A change in these caps requires action of both Houses of the General Assembly and approval of the Governor. Benefit provisions are also determined by State statute. The Ohio Revised Code permits, but does not require, retirement systems to provide healthcare to eligible benefit recipients. The retirement systems may allocate a portion of the employer contributions to provide for these OPEB benefits.

The employee enters the employment exchange with the knowledge that the employer's promise is limited not by contract but by law. The employer enters the exchange also knowing that there is a specific, legal limit to its contribution to the retirement system. In Ohio, there is no legal means to enforce the unfunded liability of the pension/OPEB plan *as against the public employer*. State law operates to mitigate/lessen the moral obligation of the public employer to the employee, because all parties enter the employment exchange with notice as to the law. The retirement system is responsible for the administration of the pension and OPEB plans.

Most long-term liabilities have set repayment schedules or, in the case of compensated absences (i.e. sick and vacation leave), are satisfied through paid time-off or termination payments. There is no repayment schedule for the net pension liability or the net OPEB liability. As explained above, changes in benefits, contribution rates, and return on investments affect the balance of these liabilities but are outside the control of the local government. In the event that contributions, investment returns, and other changes are insufficient to keep up with required payments, State statute does not assign/identify the responsible party for the unfunded portion. Due to the unique nature of how the net pension liability and the net OPEB liability are satisfied, these liabilities are separately identified within the long-term liability section of the statement of net position.

In accordance with GASB 68 and GASB 75, the District's statements prepared on an accrual basis of accounting include an annual pension expense and an annual OPEB expense for their proportionate share of each plan's *change* in net pension liability and net OPEB liability/asset, respectively, not accounted for as deferred inflows/outflows.

Over time, net position can serve as a useful indicator of a government's financial position. At June 30, 2024, the District's assets and deferred outflows of resources exceeded liabilities and deferred inflows of resources by \$32,620,638, an increase of \$3,767,791 from June 30, 2023.

At year-end, capital assets represented 58.05% of total assets. Capital assets include land, construction in progress, land improvements, buildings and improvements, furniture and equipment, vehicles and intangible right to use leased equipment. Net investment in capital assets at June 30, 2024, was \$21,805,108. These capital assets are used to provide services to the students and are not available for future spending. Total assets at fiscal year-end include a net OPEB asset reported by the State Teachers Retirement System (STRS).

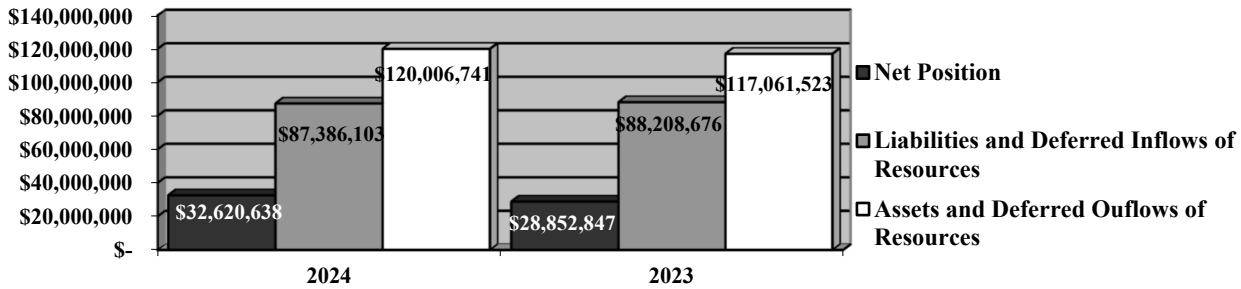
**LOGAN ELM LOCAL SCHOOL DISTRICT
PICKAWAY COUNTY, OHIO**

MANAGEMENT'S DISCUSSION AND ANALYSIS
FOR THE FISCAL YEAR ENDED JUNE 30, 2024
(UNAUDITED)

A portion of the District's net position at June 30, 2024, \$7,948,595, represents resources that are subject to external restriction on how they may be used. The remaining balance of unrestricted net position is \$2,866,935.

The graph below illustrates the governmental activities' assets and deferred inflow of resources, liabilities and deferred inflows of resources, and net position as of June 30, 2024 and June 30, 2023.

Governmental Activities



The table below shows the change in net position for fiscal years 2024 and 2023.

Change in Net Position

	Governmental Activities 2024	Governmental Activities 2023
Revenues		
Program revenues:		
Charges for services and sales	\$ 1,270,206	\$ 1,107,680
Operating grants and contributions	3,865,969	3,989,466
Capital grants and contributions	476,301	1,085,207
General revenues:		
Property taxes	15,748,790	12,884,390
Income taxes	3,520,736	3,426,808
Payments in lieu of taxes	20,698	30,698
Grants and entitlements	10,499,643	8,725,992
Investment earnings	834,462	613,195
Change in fair value of investments	193,120	7,260
Other	180,525	182,459
Total revenues	<u>36,610,450</u>	<u>32,053,155</u>

- (Continued)

**LOGAN ELM LOCAL SCHOOL DISTRICT
PICKAWAY COUNTY, OHIO**

MANAGEMENT'S DISCUSSION AND ANALYSIS
FOR THE FISCAL YEAR ENDED JUNE 30, 2024
(UNAUDITED)

	Change in Net Position - (Continued)	
	Governmental Activities 2024	Governmental Activities 2023
	<u>2024</u>	<u>2023</u>
<u>Expenses</u>		
Program expenses:		
Instruction:		
Regular	\$ 11,878,666	\$ 10,132,177
Special	4,105,479	3,841,318
Vocational	12,180	19,100
Other	-	438,504
Support services:		
Pupil	2,003,964	1,643,058
Instructional staff	621,724	531,178
Board of education	219,399	211,860
Administration	1,810,196	1,935,756
Fiscal	915,840	762,669
Operations and maintenance	4,031,273	2,001,589
Pupil transportation	2,379,441	2,071,024
Central	1,050,271	994,752
Food service operations	854,196	800,662
Other non-instructional services	3,767	1,789
Interest and fiscal charges	1,643,059	1,662,514
Extracurricular activities	1,313,204	1,014,949
Total expenses	<u>32,842,659</u>	<u>28,062,899</u>
Change in net position	3,767,791	3,990,256
Net position at beginning of year	<u>28,852,847</u>	<u>24,862,591</u>
Net position at end of year	<u>\$ 32,620,638</u>	<u>\$ 28,852,847</u>

Governmental Activities

Net position of the District's governmental activities increased \$3,767,791. Total governmental expenses of \$32,842,659 were offset by program revenues of \$5,612,476 and general revenues of \$30,997,974. Program revenues supported 17.09% of the total governmental expenses.

Capital grants and contributions decreased during fiscal year 2024 due to less funding received from the School Safety Grant program, School Bus Purchase program, and the Leave your Legacy capital campaign compared to the prior year. General revenues increased primarily due to the District receiving the final drawdown of the State's share of the District's construction project with the OFCC.

The primary sources of revenue for governmental activities are derived from property taxes, income taxes, and unrestricted grants and entitlements. These revenue sources represent 81.37% of total governmental revenue.

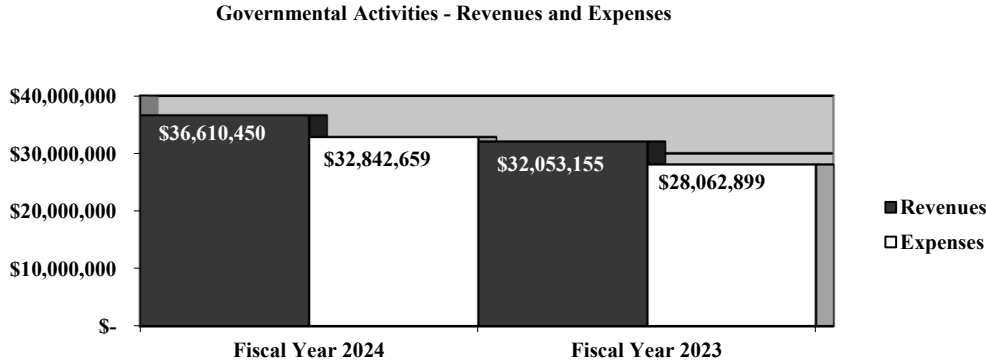
The largest expense of the District is for instructional programs. Instruction expenses totaled \$15,996,325 or 48.71% of total governmental expenses for fiscal year 2024.

Overall, expenses of the governmental activities increased \$4,779,760 during fiscal year 2024. This increase is primarily the result of an increase in salaries and benefits in instruction and support services. Operations and maintenance increased \$2,029,684 or 101.40% compared to fiscal year 2024 as a result of the District demolishing school buildings that were no longer in use.

**LOGAN ELM LOCAL SCHOOL DISTRICT
PICKAWAY COUNTY, OHIO**

MANAGEMENT'S DISCUSSION AND ANALYSIS
FOR THE FISCAL YEAR ENDED JUNE 30, 2024
(UNAUDITED)

The graph below presents the District's governmental activities revenue and expenses for fiscal year 2024 and 2023.



The statement of activities shows the cost of program services and the charges for services and grants offsetting those services. The following table shows, for governmental activities, the total cost of services and the net cost of services. That is, it identifies the cost of these services supported by tax revenue and unrestricted State grants and entitlements.

Governmental Activities

	Total Cost of Services 2024	Net Cost of Services 2024	Total Cost of Services 2023	Net Cost of Services 2023
Program expenses				
Instruction:				
Regular	\$ 11,878,666	\$ 10,216,643	\$ 10,132,177	\$ 8,468,023
Special	4,105,479	2,379,139	3,841,318	2,328,622
Vocational	12,180	(31,378)	19,100	(5,132)
Other	-	(51,146)	438,504	66,551
Support services:				
Pupil	2,003,964	1,581,979	1,643,058	1,176,303
Instructional staff	621,724	468,986	531,178	353,779
Board of education	219,399	219,399	211,860	211,860
Administration	1,810,196	1,793,835	1,935,756	1,768,644
Fiscal	915,840	915,658	762,669	762,669
Operations and maintenance	4,031,273	3,998,579	2,001,589	1,974,629
Pupil transportation	2,379,441	2,289,174	2,071,024	1,814,990
Central	1,050,271	1,046,076	994,752	973,415
Food service operations	854,196	(69,272)	800,662	(36,471)
Other non-instructional services	3,767	(1,540)	1,789	1,208
Extracurricular activities	1,313,204	830,992	1,014,949	358,942
Interest and fiscal charges	1,643,059	1,643,059	1,662,514	1,662,514
Total expenses	<u>\$ 32,842,659</u>	<u>\$ 27,230,183</u>	<u>\$ 28,062,899</u>	<u>\$ 21,880,546</u>

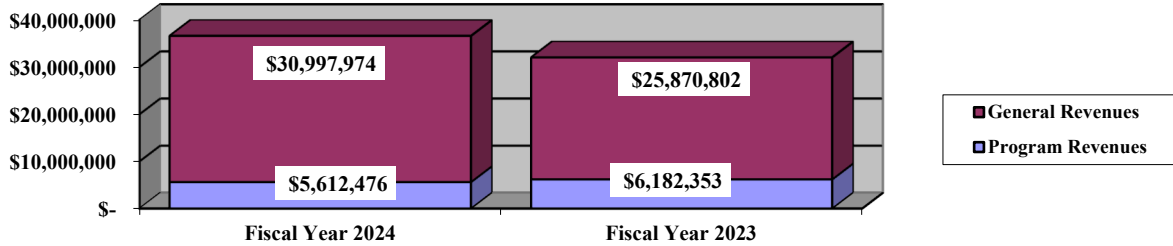
The dependence upon tax and other general revenues for governmental activities is apparent; 78.23% of instructional activities are supported through taxes and other general revenues. For all governmental activities, general revenue support is 84.67%. The District's taxpayers and unrestricted grants and entitlements, as a whole, are by far the primary support for District's students.

**LOGAN ELM LOCAL SCHOOL DISTRICT
PICKAWAY COUNTY, OHIO**

MANAGEMENT'S DISCUSSION AND ANALYSIS
FOR THE FISCAL YEAR ENDED JUNE 30, 2024
(UNAUDITED)

The graph below presents the District's governmental activities revenue for fiscal years 2024 and 2023.

Governmental Activities - General and Program Revenues



The District's Funds

The District's governmental funds reported a combined fund balance of \$29,040,880, which is lower than last year's total of \$33,998,120. The schedule below indicates the fund balance at June 30, 2024 and June 30, 2023.

Funds	Fund Balance June 30, 2024	Fund Balance June 30, 2023	Change
General	\$ 18,939,428	\$ 17,186,598	\$ 1,752,830
Classroom facilities	3,268,751	8,550,236	(5,281,485)
Nonmajor governmental	6,832,701	8,261,286	(1,428,585)
Total	\$ 29,040,880	\$ 33,998,120	\$ (4,957,240)

General Fund

The tables below summarize the changes in general fund financial activity during fiscal year 2024 and 2023.

	2024 Amount	2023 Amount	Increase (Decrease)	Percentage Change
Revenues				
Taxes	\$ 15,239,730	\$ 13,893,950	\$ 1,345,780	9.69 %
Tuition	527,432	437,139	90,293	20.66 %
Earnings on investments	819,115	612,147	206,968	33.81 %
Intergovernmental	10,288,580	9,581,865	706,715	7.38 %
Other revenues	445,903	299,432	146,471	48.92 %
Total	\$ 27,320,760	\$ 24,824,533	\$ 2,496,227	10.06 %

(Continued)

**LOGAN ELM LOCAL SCHOOL DISTRICT
PICKAWAY COUNTY, OHIO**

MANAGEMENT'S DISCUSSION AND ANALYSIS
FOR THE FISCAL YEAR ENDED JUNE 30, 2024
(UNAUDITED)

	2024 <u>Amount</u>	2023 <u>Amount</u>	Increase (Decrease)	Percentage Change
<u>Expenditures</u>				
Instruction	\$ 12,928,081	\$ 12,421,423	506,658	4.08 %
Support services	9,958,924	9,464,637	494,287	5.22 %
Extracurricular activities	610,334	507,703	102,631	20.21 %
Facilities acquisition and construction	-	181,235	(181,235)	(100.00) %
Capital outlay	26,030	-	26,030	100.00 %
Debt service	<u>44,561</u>	<u>75,943</u>	<u>(31,382)</u>	<u>(41.32) %</u>
Total	<u>\$ 23,567,930</u>	<u>\$ 22,650,941</u>	<u>\$ 916,989</u>	4.05 %

The District's general fund balance increased \$1,752,830 during fiscal year 2024, which includes a \$2,000,000 transfer out to a nonmajor governmental fund.

Tax revenues in the general fund increased \$1,345,780, or 9.69%, primarily due to fluctuations in property tax advances available to finance each fiscal year. The amount available as advance can fluctuate based on the timing of tax collections and the date at which tax bills are sent. Earnings on investments increased \$206,968 during fiscal year 2024 due to an increase in interest rates on federal funds and a positive change in fair value of investments.

Student instruction is the largest component of general fund expenditures, accounting for 54.85% of expenditures incurred during fiscal year 2024. Total expenditures increased \$916,989 or 4.05% from fiscal year 2023.

Classroom Facilities Fund

The classroom facilities fund had \$2,022,661 in revenues in fiscal year 2024 consisting of intergovernmental revenue (drawdowns from the Ohio Facilities Construction Commission), investment earnings, and change in fair value of investments. The classroom facilities fund had \$7,304,146 in expenditures in fiscal year 2024 related to facilities acquisition and construction.

General Fund Budgeting Highlights

The District's budget is prepared according to Ohio law and is based on accounting for certain transactions on a basis of cash receipts, disbursements, and encumbrances. The most significant budgeted fund is the general fund.

For the general fund, final budgeted revenues and other financing sources were \$25,220,260. Actual revenues and other financing sources were \$26,587,151 which represented an increase of \$1,366,891 more than the District's final budget.

General fund original appropriations were \$23,295,751 and final appropriations were \$25,555,751 for fiscal year 2024. The actual budget-basis expenditures and other financing uses for fiscal year 2024 totaled \$25,519,839 or \$35,912 less than the final budgeted appropriated expenditures and other financing uses.

**LOGAN ELM LOCAL SCHOOL DISTRICT
PICKAWAY COUNTY, OHIO**

MANAGEMENT'S DISCUSSION AND ANALYSIS
FOR THE FISCAL YEAR ENDED JUNE 30, 2024
(UNAUDITED)

Capital Assets and Debt Administration

Capital Assets

At the end of fiscal year 2024, the District had \$66,346,931 invested in land, construction in progress, land improvements, buildings and improvements, furniture and equipment, vehicles and intangible right to use leased equipment and software. This entire amount is reported among the District's governmental activities.

The table below shows the balances of the District's capital assets at June 30, 2024 and June 30, 2023.

**Capital Assets at June 30
(Net of Depreciation/Amortization)**

	Governmental Activities	
	June 30, 2024	June 30, 2023
Land	\$ 427,355	\$ 427,355
Construction in progress	696,424	885,490
Land improvements	5,200,542	3,516,468
Building and improvements	56,963,031	50,969,175
Furniture and equipment	2,367,147	2,435,941
Vehicles	597,734	747,845
Intangible right to use:		
Leased equipment	15,624	46,876
Software	79,074	107,123
Total	\$ 66,346,931	\$ 59,136,273

The overall increase in capital assets of \$7,210,658 is due to capital outlays net of disposals of \$8,688,975 exceeding current year depreciation expense of \$1,478,317.

See Note 9 to the basic financial statements for further detail regarding the District's capital assets.

Debt Administration

At June 30, 2024, the District had \$3,695 outstanding in lease payable obligations and \$41,870,000 outstanding in general obligation bonds. Of the District's total obligations of \$41,873,695, \$413,695 is due within one year and \$41,460,000 is due in more than one year.

At June 30, 2024, the District's overall legal debt margin was \$53,239,838 with an unvoted debt margin of \$566,589.

See Note 10 to the basic financial statements for additional information on the District's debt administration.

Current Financial Related Activities

The District ended fiscal year 2024 with an unencumbered budgetary-basis balance of \$15,077,792 in the general fund. This balance represents resources on which the District may draw to meet its obligations and provide services to students and the community.

One major factor influencing the District's financial condition as a whole is the reduction in intergovernmental funding through state and federal programs. As federal (Elementary and Secondary School Emergency Relief) funding diminishes, the District must increasingly rely on general revenues such as its property tax base, levied school district income taxes, and entitlements received through the State foundation program; these revenue sources are essential in supporting the District's ongoing

**LOGAN ELM LOCAL SCHOOL DISTRICT
PICKAWAY COUNTY, OHIO**

**MANAGEMENT'S DISCUSSION AND ANALYSIS
FOR THE FISCAL YEAR ENDED JUNE 30, 2024
(UNAUDITED)**

operations. The District has two tax levies set to expire at the end of 2025 if not renewed, a 1% (earned only) income tax and an \$812,000 emergency levy. Together, these two levies make up 16% of the District's general operating revenue. The District is committed to serving its students and maintaining standards of excellence while conducting operations in a fiscally sound and responsible manner.

Contacting the District's Financial Management

This financial report is designed to provide our citizens, taxpayers, investors and creditors with a general overview of the District's finances and to show the District's accountability for the money it receives. If you have questions about this report or need additional financial information contact Mr. Steve McAfee, Treasurer, Logan Elm Local School District, 9579 Tarlton Road, Circleville, Ohio 43113-9448.

BASIC
FINANCIAL STATEMENTS

**LOGAN ELM LOCAL SCHOOL DISTRICT
PICKAWAY COUNTY, OHIO**

STATEMENT OF NET POSITION
JUNE 30, 2024

	Governmental Activities
Assets:	
Equity in pooled cash and cash equivalents	\$ 27,883,347
Cash in segregated accounts	755,759
Investments	104,300
Receivables:	
Property taxes	15,872,444
Income taxes	1,396,877
Accounts	6,453
Accrued interest	34,457
Intergovernmental	285,132
Prepayments	13,646
Materials and supplies inventory	1,956
Inventory held for resale	2,272
Net OPEB asset	1,566,062
Unamortized prepaid bond insurance	25,739
Capital assets:	
Nondepreciable capital assets	1,123,779
Depreciable/amortized capital assets, net	65,223,152
Capital assets, net	66,346,931
Total assets	114,295,375
Deferred outflows of resources:	
Pension	4,745,357
OPEB	966,009
Total deferred outflows of resources	5,711,366
Liabilities:	
Accounts payable	108,587
Contracts payable	1,912,369
Retainage payable	755,759
Accrued wages and benefits payable	2,239,412
Intergovernmental payable	640,234
Accrued interest payable	275,503
Long-term liabilities:	
Due within one year	619,832
Due in more than one year:	
Net pension liability	21,972,656
Net OPEB liability	1,421,308
Other amounts due in more than one year	44,335,197
Total liabilities	74,280,857
Deferred inflows of resources:	
Property taxes levied for the next fiscal year	9,396,024
Pension	1,248,260
OPEB	2,460,962
Total deferred inflows of resources	13,105,246
Net position:	
Net investment in capital assets	21,805,108
Restricted for:	
Capital projects	3,268,751
Permanent fund - expendable	11,964
Permanent fund - nonexpendable	104,300
Classroom facilities maintenance	1,037,943
Debt service	1,065,314
Locally funded programs	93,405
State funded programs	17,240
Food service operations	491,874
Student activities	291,742
OPEB	1,566,062
Unrestricted	2,866,935
Total net position	\$ 32,620,638

SEE ACCOMPANYING NOTES TO THE BASIC FINANCIAL STATEMENTS

**LOGAN ELM LOCAL SCHOOL DISTRICT
PICKAWAY COUNTY, OHIO**

STATEMENT OF ACTIVITIES
FOR THE FISCAL YEAR ENDED JUNE 30, 2024

	Program Revenues			Net (Expense) Revenue and Changes in Net Position	
	Expenses	Charges for Services and Sales	Operating Grants and Contributions	Capital Grants and Contributions	Governmental Activities
Governmental activities:					
Instruction:					
Regular	\$ 11,878,666	\$ 539,769	\$ 664,803	\$ 457,451	\$ (10,216,643)
Special	4,105,479	-	1,726,340	-	(2,379,139)
Vocational	12,180	-	43,558	-	31,378
Other	-	-	51,146	-	51,146
Support services:					
Pupil	2,003,964	-	421,985	-	(1,581,979)
Instructional staff	621,724	14,422	138,316	-	(468,986)
Board of education	219,399	-	-	-	(219,399)
Administration	1,810,196	-	16,361	-	(1,793,835)
Fiscal	915,840	-	182	-	(915,658)
Operations and maintenance	4,031,273	326	32,368	-	(3,998,579)
Pupil transportation	2,379,441	-	90,267	-	(2,289,174)
Central	1,050,271	16	4,179	-	(1,046,076)
Operation of non-instructional services:					
Food service operations	854,196	304,546	618,922	-	69,272
Other non-instructional services	3,767	-	5,307	-	1,540
Extracurricular activities	1,313,204	411,127	52,235	18,850	(830,992)
Interest and fiscal charges	1,643,059	-	-	-	(1,643,059)
Total governmental activities	<u>\$ 32,842,659</u>	<u>\$ 1,270,206</u>	<u>\$ 3,865,969</u>	<u>\$ 476,301</u>	<u>(27,230,183)</u>
			General revenues:		
			Property taxes levied for:		
			General purposes		13,133,811
			Debt service		2,398,380
			Classroom facilities maintenance		216,599
			Payments in lieu of taxes		20,698
			Income taxes levied for:		
			General purposes		3,520,736
			Grants and entitlements not restricted to specific programs		9,268,047
			Grants and entitlements restricted for Ohio Facilities Construction Commission		1,231,596
			Investment earnings		834,462
			Change in fair value of investments		193,120
			Miscellaneous		180,525
			Total general revenues		<u>30,997,974</u>
			Change in net position		3,767,791
			Net position at beginning of year		<u>28,852,847</u>
			Net position at end of year		<u>\$ 32,620,638</u>

SEE ACCOMPANYING NOTES TO THE BASIC FINANCIAL STATEMENTS

**LOGAN ELM LOCAL SCHOOL DISTRICT
PICKAWAY COUNTY, OHIO**

BALANCE SHEET
GOVERNMENTAL FUNDS
JUNE 30, 2024

	<u>General</u>	<u>Classroom Facilities</u>	<u>Nonmajor Governmental Funds</u>	<u>Total Governmental Funds</u>
Assets:				
Equity in pooled cash and investments	\$ 16,528,331	\$ 4,608,442	\$ 6,746,574	\$ 27,883,347
Cash in segregated accounts	-	725,250	30,509	755,759
Investments	-	-	104,300	104,300
Receivables:				
Property taxes	13,317,072	-	2,555,372	15,872,444
Income taxes	1,396,877	-	-	1,396,877
Accounts	4,453	-	2,000	6,453
Accrued interest	34,457	-	-	34,457
Interfund loans	108,024	-	-	108,024
Intergovernmental	32,664	-	252,468	285,132
Prepayments	13,646	-	-	13,646
Materials and supplies inventory	-	-	1,956	1,956
Inventory held for resale	-	-	2,272	2,272
Total assets	<u>\$ 31,435,524</u>	<u>\$ 5,333,692</u>	<u>\$ 9,695,451</u>	<u>\$ 46,464,667</u>
Liabilities:				
Accounts payable	\$ 96,842	\$ -	\$ 11,745	\$ 108,587
Contracts payable	-	1,339,691	572,678	1,912,369
Retainage payable	-	725,250	30,509	755,759
Accrued wages and benefits payable	2,029,274	-	210,138	2,239,412
Compensated absences payable	-	-	24,778	24,778
Intergovernmental payable	601,045	-	39,189	640,234
Interfund loans payable	-	-	108,024	108,024
Total liabilities	<u>2,727,161</u>	<u>2,064,941</u>	<u>997,061</u>	<u>5,789,163</u>
Deferred inflows of resources:				
Property taxes levied for the next fiscal year	7,859,403	-	1,536,621	9,396,024
Delinquent property tax revenue not available	1,603,943	-	268,298	1,872,241
Income tax revenue not available	280,340	-	-	280,340
Intergovernmental revenue not available	-	-	60,770	60,770
Accrued interest not available	25,249	-	-	25,249
Total deferred inflows of resources	<u>9,768,935</u>	<u>-</u>	<u>1,865,689</u>	<u>11,634,624</u>
Fund balances:				
Nonspendable:				
Materials and supplies inventory	-	-	1,956	1,956
Prepays	13,646	-	-	13,646
Permanent fund	-	-	104,300	104,300
Restricted:				
Debt service	-	-	2,246,816	2,246,816
Capital improvements	-	3,268,751	-	3,268,751
Classroom facilities maintenance	-	-	1,014,469	1,014,469
Food service operations	-	-	517,426	517,426
State funded programs	-	-	17,240	17,240
Student activities	-	-	291,742	291,742
Permanent fund	-	-	11,964	11,964
Locally funded programs	-	-	93,405	93,405
Committed:				
Capital improvements	-	-	2,629,934	2,629,934
Assigned:				
Student instruction	104,547	-	-	104,547
Student and staff support	55,016	-	-	55,016
Employee benefits	1,088,288	-	-	1,088,288
Unassigned (deficit)	17,677,931	-	(96,551)	17,581,380
Total fund balances	<u>18,939,428</u>	<u>3,268,751</u>	<u>6,832,701</u>	<u>29,040,880</u>
Total liabilities, deferred inflows and fund balances	<u>\$ 31,435,524</u>	<u>\$ 5,333,692</u>	<u>\$ 9,695,451</u>	<u>\$ 46,464,667</u>

SEE ACCOMPANYING NOTES TO THE BASIC FINANCIAL STATEMENTS

**LOGAN ELM LOCAL SCHOOL DISTRICT
PICKAWAY COUNTY, OHIO**

RECONCILIATION OF TOTAL GOVERNMENTAL FUND BALANCES TO
NET POSITION OF GOVERNMENTAL ACTIVITIES
JUNE 30, 2024

Total governmental fund balances		\$ 29,040,880
<i>Amounts reported for governmental activities on the statement of net position are different because:</i>		
Capital assets used in governmental activities are not financial resources and therefore are not reported in the funds.		66,346,931
Other long-term assets are not available to pay for current-period expenditures and therefore are deferred inflows in the funds.		
Property taxes receivable	\$ 1,872,241	
Income taxes receivable	280,340	
Accrued interest receivable	25,249	
Intergovernmental receivable	60,770	
Total	2,238,600	2,238,600
Unamortized prepaid bond insurance costs are amortized over the life of the bonds on the statement of net position.		25,739
Accrued interest payable is not due and payable in the current period and therefore is not reported in the funds.		(275,503)
The net pension/OPEB assets & liabilities are not due and payable in the current period; therefore, the assets, liabilities and related deferred inflows/outflows of resources are not reported in governmental funds.		
Deferred outflows - pension	4,745,357	
Deferred inflows - pension	(1,248,260)	
Net pension liability	(21,972,656)	
Deferred outflows - OPEB	966,009	
Deferred inflows - OPEB	(2,460,962)	
Net OPEB asset	1,566,062	
Net OPEB liability	(1,421,308)	
Total	(19,825,758)	(19,825,758)
Long-term liabilities are not due and payable in the current period and therefore are not reported in the funds.		
General obligation bonds	(41,870,000)	
Unamortized premium on general obligation bonds	(1,150,823)	
Lease payable	(3,695)	
Compensated absences	(1,905,733)	
Total	(44,930,251)	(44,930,251)
Net position of governmental activities		\$ 32,620,638

SEE ACCOMPANYING NOTES TO THE BASIC FINANCIAL STATEMENTS

**LOGAN ELM LOCAL SCHOOL DISTRICT
PICKAWAY COUNTY, OHIO**

STATEMENT OF REVENUES, EXPENDITURES AND CHANGES IN FUND BALANCES
GOVERNMENTAL FUNDS
FOR THE FISCAL YEAR ENDED JUNE 30, 2024

	General	(Formerly Major) Bond Retirement	Classroom Facilities	Nonmajor Governmental Funds	Total Governmental Funds
Revenues:					
Property taxes	\$ 11,747,645		\$ -	\$ 2,394,629	\$ 14,142,274
Income taxes	3,492,085		-	-	3,492,085
Intergovernmental	10,288,580		1,709,972	2,864,299	14,862,851
Investment earnings	819,115		213,806	20,533	1,053,454
Tuition and fees	527,432		-	-	527,432
Extracurricular	51,234		-	405,518	456,752
Rental income	326		-	-	326
Charges for services	-		-	304,546	304,546
Contributions and donations	39,233		-	204,120	243,353
Payment in lieu of taxes	20,698		-	-	20,698
Miscellaneous	141,292		-	6,438	147,730
Change in fair value of investments	193,120		98,883	1,018	293,021
Total revenues	<u>27,320,760</u>		<u>2,022,661</u>	<u>6,201,101</u>	<u>35,544,522</u>
Expenditures:					
Current:					
Instruction:					
Regular	10,163,271		-	711,169	10,874,440
Special	2,752,481		-	1,011,377	3,763,858
Vocational	12,329		-	-	12,329
Other	-		-	49,892	49,892
Support services:					
Pupil	1,727,620		-	201,404	1,929,024
Instructional staff	455,107		-	147,668	602,775
Board of education	219,443		-	-	219,443
Administration	1,639,012		-	40,594	1,679,606
Fiscal	858,605		-	33,722	892,327
Operations and maintenance	1,984,279		-	133,816	2,118,095
Pupil transportation	2,095,085		-	35,162	2,130,247
Central	979,773		-	4,179	983,952
Operation of non-instructional services:					
Food service operations	-		-	835,337	835,337
Other non-instructional services	-		-	3,767	3,767
Extracurricular activities	610,334		-	2,120,372	2,730,706
Facilities acquisition and construction	26,030		7,304,146	2,265,971	9,596,147
Debt service:					
Principal retirement	42,926		-	355,000	397,926
Interest and fiscal charges	1,635		-	1,680,256	1,681,891
Total expenditures	<u>23,567,930</u>		<u>7,304,146</u>	<u>9,629,686</u>	<u>40,501,762</u>
Excess (deficiency) of revenues over (under) expenditures	<u>3,752,830</u>		<u>(5,281,485)</u>	<u>(3,428,585)</u>	<u>(4,957,240)</u>
Other financing sources (uses):					
Transfers in	-		-	2,000,000	2,000,000
Transfers (out)	(2,000,000)		-	-	(2,000,000)
Total other financing sources (uses)	<u>(2,000,000)</u>		<u>-</u>	<u>2,000,000</u>	<u>-</u>
Net change in fund balances	1,752,830		(5,281,485)	(1,428,585)	(4,957,240)
Fund balance as previously reported	17,186,598	2,106,513	8,550,236	6,154,773	33,998,120
Adjustment - changes in major fund to nonmajor fund	<u>-</u>	<u>(2,106,513)</u>	<u>-</u>	<u>2,106,513</u>	<u>-</u>
Fund balances at beginning of year	<u>17,186,598</u>		<u>8,550,236</u>	<u>8,261,286</u>	<u>33,998,120</u>
Fund balances at end of year	<u>\$ 18,939,428</u>		<u>\$ 3,268,751</u>	<u>\$ 6,832,701</u>	<u>\$ 29,040,880</u>

SEE ACCOMPANYING NOTES TO THE BASIC FINANCIAL STATEMENTS

**LOGAN ELM LOCAL SCHOOL DISTRICT
PICKAWAY COUNTY, OHIO**

RECONCILIATION OF THE STATEMENT OF REVENUES, EXPENDITURES
AND CHANGES IN FUND BALANCES OF GOVERNMENTAL FUNDS
TO THE STATEMENT OF ACTIVITIES
FOR THE FISCAL YEAR ENDED JUNE 30, 2024

Net change in fund balances - total governmental funds		\$ (4,957,240)
<i>Amounts reported for governmental activities in the statement of activities are different because:</i>		
Governmental funds report capital outlays as expenditures. However, in the statement of activities, the cost of those assets is allocated over their estimated useful lives as depreciation/amortization expense		
Capital asset additions	\$ 9,374,928	
Current year depreciation/amortization	(1,478,317)	
Total		7,896,611
The net effect of various miscellaneous transactions involving capital assets (i.e., sales, disposals, trade-ins, and donations) is to decrease net position.		
		(685,953)
Revenues in the statement of activities that do not provide current financial resources are not reported as revenues in the funds		
Property taxes	1,606,516	
Income taxes	28,651	
Earnings on investments	12,472	
Intergovernmental	(581,711)	
Total		1,065,928
Repayment of debt principal is an expenditure in the governmental funds, but the repayment reduces long-term liabilities on the statement of net position		
		397,926
In the statement of activities, interest is accrued on outstanding bonds, whereas in governmental funds, an interest expenditure is reported when due. The following items resulted in additional interest being reported in the statement of activities:		
Decrease in accrued interest payable	2,925	
Amortization of prepaid bond insurance	(821)	
Amortization of bond premiums	36,728	
Total		38,832
Contractually required contributions are reported as expenditures in governmental funds; however, the statement of net position reports these amounts as deferred outflows.		
Pension	2,096,482	
OPEB	61,974	
Total		2,158,456
Except for amounts reported as deferred inflows/outflows, changes in the net pension OPEB liability/asset are reported as pension/OPEB expense in the statement of activities.		
Pension	(2,106,612)	
OPEB	223,229	
Total		(1,883,383)
Some expenses reported in the statement of activities, such as compensated absences, do not require the use of current financial resources and therefore are not reported as expenditures in governmental funds.		
		(263,386)
Change in net position of governmental activities		\$ 3,767,791

SEE ACCOMPANYING NOTES TO THE BASIC FINANCIAL STATEMENTS

**LOGAN ELM LOCAL SCHOOL DISTRICT
PICKAWAY COUNTY, OHIO**

NOTES TO THE BASIC FINANCIAL STATEMENTS
FOR THE FISCAL YEAR ENDED JUNE 30, 2024

NOTE 1 - DESCRIPTION OF THE SCHOOL DISTRICT

The Logan Elm Local School District (the “District”) is a body politic and corporate established for the purpose of exercising the rights and privileges conveyed to it by the constitution and laws of the State of Ohio. The District is a local school district as defined by Section 3311.03 of the Ohio Revised Code. The District operates under an elected Board of Education (five members) and is responsible for the provision of public education to residents of the District.

The District employs 18 administrators, 98 non-certified employees, and 125 certified employees to provide services to approximately 1,686 students and community groups. The District provides regular and special instruction. The District also provides support services for the pupils, instructional staff, general and school administration, business and fiscal services, facilities acquisitions and construction services, operation and maintenance of plant, student transportation, food services, extracurricular activities and non-programmed services. The District co-operates with the Pickaway County Educational Service Center, a separate entity, for curricular services.

NOTE 2 - SUMMARY OF SIGNIFICANT ACCOUNTING POLICIES

The basic financial statements of the District have been prepared in conformity with accounting principles generally accepted in the United States of America (GAAP) as applied to governmental units. The Governmental Accounting Standards Board (GASB) is the accepted standard-setting body for establishing governmental accounting and financial reporting principles. The District's significant accounting policies are described below.

A. Reporting Entity

The reporting entity has been defined in accordance with GASB Statement No. 14, “*The Financial Reporting Entity*” as amended by GASB Statement No. 39, “*Determining Whether Certain Organizations Are Component Units*” and GASB Statement No. 61, “*The Financial Reporting Entity: Omnibus an Amendment of GASB Statements No. 14 and No. 34*”. The reporting entity is composed of the primary government and component units. The primary government consists of all funds, departments, boards and agencies that are not legally separate from the District. For the District, this includes general operations, food service, and student related activities of the District.

Component units are legally separate organizations for which the District is financially accountable. The District is financially accountable for an organization if the District appoints a voting majority of the organization’s Governing Board and (1) the District is able to significantly influence the programs or services performed or provided by the organization; or (2) the District is legally entitled to or can otherwise access the organization’s resources; or (3) the District is legally obligated or has otherwise assumed the responsibility to finance the deficits of, or provide financial support to, the organization; or (4) the District is obligated for the debt of the organization. Component units may also include organizations that are fiscally dependent on the District in that the District approves the budget, the issuance of debt or the levying of taxes. Certain organizations are also included as component units if the nature and significance of the relationship between the primary government and the organization is such that exclusion by the primary government would render the primary government’s financial statements incomplete or misleading. Based upon the application of these criteria, the District has no component units. The basic financial statements of the reporting entity include only those of the District (the primary government).

The following organizations are described due to their relationship to the District:

JOINTLY GOVERNED ORGANIZATIONS

Metropolitan Educational Technology Association (META)

The District is a participant in META Solutions which is a computer consortium that develops, implements and supports the technology and instructional needs of schools in a cost-effective manner. META Solutions provides instructional, core, technology and purchasing services for its member districts. The Board of Directors consists of the Superintendents from eleven of the member districts. During fiscal year 2024, the District paid META Solutions \$70,605 for services. Financial information can be obtained from Ashley Widby, who serves as Chief Financial Officer, 100 Executive Drive, Marion, Ohio 43302.

**LOGAN ELM LOCAL SCHOOL DISTRICT
PICKAWAY COUNTY, OHIO**

NOTES TO THE BASIC FINANCIAL STATEMENTS
FOR THE FISCAL YEAR ENDED JUNE 30, 2024

NOTE 2 - SUMMARY OF SIGNIFICANT ACCOUNTING POLICIES - (Continued)

PUBLIC ENTITY RISK POOL

Pickaway County Public Employer Benefits Program (PCPEBP)

During fiscal year 2010, the District joined with Circleville City School District, Teays Valley Local School District, and Westfall Local School District to form the PCPEBP, an insurance consortium. The PCPEBP is a public entity shared risk pool organized to provide health care benefits to its member organizations. The Board of Directors exercises control over the operation of the PCPEBP. Each member school district is represented on the Board of Directors by its superintendent or superintendent's designee.

Logan Elm Local School District serves as fiscal agent for the PCPEBP. To obtain financial information, write Steve McAfee, Treasurer, Logan Elm Local School District, 9579 Tarlton Road, Circleville, Ohio 43113-9448.

INSURANCE PURCHASING POOL

Ohio SchoolComp Workers' Compensation Group Rating Plan

The District participates in the Ohio SchoolComp Workers' Compensation Group Rating Plan (GRP). The GRP contracts with CompManagement, Inc. to provide an insurance purchasing pool for workers compensation. Refer to Note 12.D. for further information on the GRP.

B. Fund Accounting

The District uses funds to report its financial position and the results of its operations. A fund is a separate accounting entity with a self-balancing set of accounts. Fund accounting is designed to demonstrate legal compliance and to aid financial management by segregating transactions related to certain school district activities or functions. Funds are classified into three categories: governmental, proprietary and fiduciary. Each category is divided into separate fund types. The District has no proprietary or fiduciary funds.

GOVERNMENTAL FUNDS

Governmental funds focus on the sources, uses and balances of current financial resources. Expendable assets are assigned to the various governmental funds according to the purposes for which they may or must be used. Current liabilities are assigned to the fund from which they will be paid. The difference between governmental fund assets plus deferred outflows of resources and liabilities plus deferred inflows of resources is reported as fund balance.

The following are the District's major governmental funds:

General Fund - The general fund is used to account for and report all financial resources not accounted for and reported in another fund. The general fund balance is available for any purpose provided it is expended or transferred according to the general laws of Ohio.

Classroom Facilities Fund - The classroom facilities capital projects fund is used to account for and report financial resources that are restricted to expenditures related to the District's construction project with the Ohio Facilities Construction Commission (OFCC).

**LOGAN ELM LOCAL SCHOOL DISTRICT
PICKAWAY COUNTY, OHIO**

NOTES TO THE BASIC FINANCIAL STATEMENTS
FOR THE FISCAL YEAR ENDED JUNE 30, 2024

NOTE 2 - SUMMARY OF SIGNIFICANT ACCOUNTING POLICIES - (Continued)

Other governmental funds of the District are used to account for:

Nonmajor special revenue funds - Special revenue funds are used to account for and report the proceeds of specific revenue sources that are restricted to expenditure for specified purposes other than debt service or capital projects.

Nonmajor capital projects funds - Capital projects funds are used to account for and report financial resources that are committed to expenditure for capital outlays, including the acquisition or construction of capital facilities and other capital assets.

Nonmajor debt service fund - The debt service fund is used to account for and report financial resources that are restricted to expenditure for principal and interest.

Nonmajor permanent fund - The permanent fund is used to account for and report resources that are restricted to the extent that only earnings, and not principal, may be used for purposes that support the reporting government's programs – that is, for the benefit of the government or its citizenry.

C. Basis of Presentation and Measurement Focus

Government-Wide Financial Statements - The statement of net position and the statement of activities display information about the District as a whole. These statements include the financial activities of the primary government.

The government-wide statement of activities presents a comparison between direct expenses and program revenues for each function or program of the governmental activities of the District. Direct expenses are those that are specifically associated with a service, program or department and therefore clearly identifiable to a particular function. Program revenues include amounts paid by the recipient of goods or services offered by the program and grants and contributions that are restricted to meeting the operational or capital requirements of a particular program. Revenues not classified as program revenues are presented as general revenues of the District.

The government-wide financial statements are prepared using the full accrual economic resources measurement focus. All assets, deferred outflows of resources, liabilities, and deferred inflows of resources associated with the operation of the District are included on the statement of net position.

Fund Financial Statements - Fund financial statements report detailed information about the District. The focus of governmental fund financial statements is on major funds rather than reporting funds by type. Each major fund is presented in a separate column, and all nonmajor funds are aggregated into one column.

All governmental funds are accounted for using a flow of current financial resources measurement focus. With this measurement focus, only current assets, deferred outflows of resources, liabilities, and deferred inflows of resources generally are included on the balance sheet. The statement of revenues, expenditures and changes in fund balances reports on the sources (i.e., revenues and other financing sources) and uses (i.e., expenditures and other financing uses) of current financial resources. This approach differs from the manner in which the governmental activities of the government-wide financial statements are prepared. Governmental fund financial statements therefore include a reconciliation with brief explanations to better identify the relationship between the government-wide statements and the statements for governmental funds.

**LOGAN ELM LOCAL SCHOOL DISTRICT
PICKAWAY COUNTY, OHIO**

NOTES TO THE BASIC FINANCIAL STATEMENTS
FOR THE FISCAL YEAR ENDED JUNE 30, 2024

NOTE 2 - SUMMARY OF SIGNIFICANT ACCOUNTING POLICIES - (Continued)

D. Basis of Accounting

Basis of accounting determines when transactions are recorded in the financial records and reported on the financial statements. Government-wide financial statements are prepared using the accrual basis of accounting. Governmental funds use the modified accrual basis of accounting.

Revenues - Exchange and Nonexchange Transactions - Revenues resulting from exchange transactions, in which each party gives and receives essentially equal value, are recorded on the accrual basis when the exchange takes place. On a modified accrual basis, revenue is recorded in the fiscal year in which the resources are measurable and become available. Available means that the resources will be collected within the current fiscal year or are expected to be collected soon enough thereafter to be used to pay liabilities of the current fiscal year. For the District, available means expected to be received within sixty days of fiscal year end.

Nonexchange transactions, in which the District receives value without directly giving equal value in return, include property taxes, income taxes, grants, entitlements, and donations. On an accrual basis, revenue from property taxes is recognized in the fiscal year for which the taxes are levied (See Note 6). Revenue from income taxes is recognized in the period in which the income is earned (See Note 7). Revenue from grants, entitlements and donations is recognized in the fiscal year in which all eligibility requirements have been satisfied. Eligibility requirements include timing requirements, which specify the year when the resources are required to be used or the fiscal year when use is first permitted, matching requirements, in which the District must provide local resources to be used for a specified purpose, and expenditure requirements, in which the resources are provided to the District on a reimbursement basis. On a modified accrual basis, revenue from nonexchange transactions must also be available before it can be recognized.

Under the modified accrual basis, the following revenue sources are considered to be both measurable and available at fiscal year end: property taxes available as an advance, income taxes, interest, tuition, grants, student fees, and rentals.

Deferred Outflows of Resources and Deferred Inflows of Resources - In addition to assets, the government-wide statement of net position will report a separate section for deferred outflows of resources. Deferred outflows of resources, represents a consumption of net position that applies to a future period and will not be recognized as an outflow of resources (expense) until then. For the District, see Notes 13 and 14 for deferred outflows of resources related the District's net pension liability and net OPEB liability/asset, respectively.

In addition to liabilities, both the government-wide statement of net position and the governmental fund financial statements report a separate section for deferred inflows of resources. Deferred inflows of resources represent an acquisition of net position that applies to a future period and will not be recognized as an inflow of resources (revenue) until that time. For the District, deferred inflows of resources include property taxes and unavailable revenue. Property taxes represent amounts for which there is an enforceable legal claim as of June 30, 2024, but which were levied to finance fiscal year 2025 operations. These amounts have been recorded as a deferred inflow of resources on both the government-wide statement of net position and the governmental fund financial statements. Unavailable revenue is reported only on the governmental funds balance sheet and represents receivables which will not be collected within the available period. For the District unavailable revenue includes, but is not limited to, delinquent property taxes and intergovernmental grants. These amounts are deferred and recognized as an inflow of resources in the period the amounts become available.

For the District, see Notes 13 and 14 for deferred inflows of resources related to the District's net pension liability and net OPEB liability/asset, respectively. This deferred inflow of resources is only reported on the government-wide statement of net position.

**LOGAN ELM LOCAL SCHOOL DISTRICT
PICKAWAY COUNTY, OHIO**

NOTES TO THE BASIC FINANCIAL STATEMENTS
FOR THE FISCAL YEAR ENDED JUNE 30, 2024

NOTE 2 - SUMMARY OF SIGNIFICANT ACCOUNTING POLICIES - (Continued)

Expenses/Expenditures - On the accrual basis of accounting, expenses are recognized at the time they are incurred. The entitlement value of donated commodities used during the year is reported in the statement of revenues, expenditures and changes in fund balances as an expenditure with a like amount reported as intergovernmental revenue.

The measurement focus of governmental fund accounting is on decreases in net financial resources (expenditures) rather than expenses. Expenditures are generally recognized in the accounting period in which the related fund liability is incurred, if measurable. Allocations of cost, such as depreciation and amortization, are not recognized in governmental funds.

E. Budgets

The District is required by State statute to adopt an annual appropriated cash basis budget for all funds. The specific timetable for fiscal year 2024 is as follows.

1. Prior to January 15, the Superintendent and Treasurer submit to the Board of Education a proposed operating budget for the fiscal year commencing the following July 1. The budget includes proposed expenditures and the means of financing for all funds. Public hearings are publicized and conducted to obtain taxpayers' comments. The purpose of this budget document is to reflect the need for existing (or increased) tax rates.
2. By no later than January 20, the Board-adopted budget is filed with the Pickaway County Budget Commission for tax rate determination.
3. Prior to April 1, the Board of Education accepts, by formal resolution, the tax rates as determined by the Budget Commission and receives the Commission's certificate of estimated resources which states the projected revenue of each fund. Prior to July 1, the District must revise its budget so that total contemplated expenditures from any fund during the ensuing year will not exceed the amount stated in the certificate of estimated resources. The revised budget then serves as a basis for the appropriation measure. On or about July 1, the certificate is amended to include any unencumbered balances from the preceding year as reported by the District Treasurer. The certificate may be further amended during the year if projected increases or decreases in revenue are identified by the District Treasurer. The amounts reported as the final budgeted amount in the budgetary statement reflect the amounts set forth in the final amended certificate issued for fiscal year 2024.
4. By July 1, the annual appropriation resolution is legally enacted by the Board of Education at the fund level of expenditures for all funds, which is the legal level of budgetary control. (State statute permits a temporary appropriation to be effective until no later than October 1 of each year.)

Resolution appropriations by fund must be within the estimated resources as certified by the County Budget Commission and the total of expenditures and encumbrances may not exceed appropriations totals.

5. Any revisions that alter the appropriations at the fund level of expenditures must be approved by the Board of Education.
6. Formal budgetary integration is employed as a management control device during the year for all funds consistent with statutory provisions.
7. Appropriation amounts are as originally adopted, or as amended by the Board of Education throughout the year by supplemental appropriations, which either reallocated or increased the original appropriated amounts. The final budget figures, which appear in the statements of budgetary comparisons, represent the permanent appropriation amounts plus all supplemental appropriations legally enacted during the year.

**LOGAN ELM LOCAL SCHOOL DISTRICT
PICKAWAY COUNTY, OHIO**

NOTES TO THE BASIC FINANCIAL STATEMENTS
FOR THE FISCAL YEAR ENDED JUNE 30, 2024

NOTE 2 - SUMMARY OF SIGNIFICANT ACCOUNTING POLICIES - (Continued)

8. Advances in and advances out are not required to be budgeted since they represent a temporary cash flow resource and are intended to be repaid.
9. At the close of each year, the unencumbered balance of each appropriation reverts to the respective fund from which it was appropriated and becomes subject to future appropriations. The encumbered appropriation balance is carried forward to the succeeding fiscal year and need not be re-appropriated.

F. Cash and Investments

To improve cash management, cash received by the District is pooled. Monies for all funds are maintained in this pool. Individual fund integrity is maintained through the District's records. Each fund's interest in the pool is presented as "equity in pooled cash and investments" and "investments" on the basic financial statements.

During fiscal year 2024, investments consisted of Federal Farm Credit Bank (FFCB) securities, Federal Home Loan Mortgage Corporation (FHLMC) securities, Federal National Mortgage Association (FNMA) securities, Federal Home Loan Bank securities (FHLB), municipal bonds, commercial paper, negotiable certificates of deposit (CDs), U.S. Treasury Notes, U.S. government money market funds and the State Treasury Asset Reserve of Ohio (STAR Ohio). Investments are reported at fair value, which is based on quoted market prices. Nonparticipating investment contracts, such as nonnegotiable certificates of deposit, are reported at cost.

The District invested in STAR Ohio. STAR Ohio (the State Treasury Asset Reserve of Ohio), is an investment pool managed by the State Treasurer's Office which allows governments within the State to pool their funds for investment purposes. STAR Ohio is not registered with the SEC as an investment company, but has adopted Governmental Accounting Standards Board (GASB), Statement No. 79, "Certain External Investment Pools and Pool Participants." The District measures their investment in STAR Ohio at the net asset value (NAV) per share provided by STAR Ohio. The NAV per share is calculated on an amortized cost basis that provides an NAV per share that approximates fair value.

There were no limitations or restrictions on any participant withdrawals due to redemption notice periods, liquidity fees, or redemption gates. However, 24 hours notice in advance of all deposits and withdrawals exceeding \$100 million is encouraged. STAR Ohio reserves the right to limit the transaction to \$250 million, requiring the excess amount to be transacted the following business day(s), but only to the \$250 million limit. All accounts of the participant will be combined for these purposes.

Following Ohio statutes, the Board of Education has, by resolution, specified the funds to receive an allocation of interest earnings. Interest revenues credited to the general fund during fiscal year 2024 amounted to \$819,115, which includes \$295,734 assigned from other District funds.

For presentation on the financial statements, investments of the cash management pool and investments with original maturities of three months or less at the time they are purchased by the District are considered to be cash equivalents. Investments with an initial maturity of more than three months are reported as investments. An analysis of the District's investments at year end is provided in Note 4.

G. Prepayments

Payments made to vendors for services that will benefit periods beyond June 30, 2024, are recorded as prepaid items using the consumption method. A current asset for the prepaid amount is recorded at the time of purchase and an expenditure/expense is reported in the year in which services are consumed. Fund balance has been presented as nonspendable equal to the balance of the prepaid item at fiscal year end.

**LOGAN ELM LOCAL SCHOOL DISTRICT
PICKAWAY COUNTY, OHIO**

NOTES TO THE BASIC FINANCIAL STATEMENTS
FOR THE FISCAL YEAR ENDED JUNE 30, 2024

NOTE 2 - SUMMARY OF SIGNIFICANT ACCOUNTING POLICIES - (Continued)

H. Inventory

On government-wide and fund financial statements, purchased inventories are presented at the lower of cost or market and donated commodities are presented at their entitlement value. Inventories are recorded on a first-in, first-out basis and are expensed when used. Inventories are accounted for using the consumption method.

Inventory consists of donated and purchased food and non-food supplies.

I. Capital Assets

General capital assets generally result from expenditures in the governmental funds. These assets are reported in the governmental activities column of the government-wide statement of net position, but are not reported in the fund financial statements.

All capital assets are capitalized at cost (or estimated historical cost) and updated for additions and retirements during the year. Donated capital assets are recorded at their acquisition values as of the date received. The District maintains a capitalization threshold of \$5,000. The District does not possess any infrastructure. Improvements are capitalized; the costs of normal maintenance and repairs that do not add to the value of the asset or materially extend an asset life are not.

All reported capital assets except land and construction in progress are depreciated/amortized. Improvements are depreciated over the remaining useful lives of the related capital assets. Depreciation/amortization is computed using the straight-line method over the following useful lives:

<u>Description</u>	<u>Governmental Activities Estimated Lives</u>
Land improvements	20 years
Buildings and improvements	7 - 134 years
Furniture and equipment	5 - 20 years
Vehicles	10 - 15 years
Intangible right to use -	
Leased equipment	5 years
Software	3-6 years

The District is reporting intangible right to use assets related to leased equipment and software. The intangible assets are being amortized in a systematic and rational manner of the shorter of the term or the useful life of the underlying asset.

J. Interfund Balances

On fund financial statements, receivables and payables resulting from short-term interfund loans are classified as “interfund loans receivable/payable.” These amounts are eliminated in the governmental type activities columns of the statement of net position.

K. Compensated Absences

Compensated absences of the District consist of vacation leave and sick leave liability to the extent that payments to the employee for these absences are attributable to services already rendered and are not contingent on a specific event that is outside the control of the District and the employee.

**LOGAN ELM LOCAL SCHOOL DISTRICT
PICKAWAY COUNTY, OHIO**

NOTES TO THE BASIC FINANCIAL STATEMENTS
FOR THE FISCAL YEAR ENDED JUNE 30, 2024

NOTE 2 - SUMMARY OF SIGNIFICANT ACCOUNTING POLICIES - (Continued)

In accordance with the provisions of GASB Statement No. 16, “*Accounting for Compensated Absences*”, a liability for vacation leave is accrued if a) the employees' rights to payment are attributable to services already rendered; and b) it is probable that the employer will compensate the employees for the benefits through paid time off or other means, such as cash payment at termination or retirement. An accrual for earned sick leave is made to the extent that it is probable that the benefits will result in termination (severance) payments. A liability for sick leave is accrued using the vesting method; i.e., the liability is based on the sick leave accumulated at June 30, 2024, by those employees who are currently eligible to receive termination (severance) payments, as well as those employees expected to become eligible in the future. For purposes of establishing a liability for severance on employees expected to become eligible to retire in the future, all employees with at least ten years of service were considered expected to become eligible to retire in accordance with GASB Statement No. 16.

The total liability for vacation and sick leave payments has been calculated using pay rates in effect at June 30, 2024 and reduced to the maximum payment allowed by labor contract and/or statute, plus any applicable additional salary related payments.

The entire compensated absences liability is reported on the government-wide financial statements.

For governmental fund financial statements, compensated absences are recognized as liabilities and expenditures as payments come due each period upon the occurrence of employee resignations and retirements.

L. Accrued Liabilities and Long-Term Obligations

All payables, accrued liabilities and long-term obligations are reported in the government-wide financial statements.

In general, governmental fund payables and accrued liabilities that, once incurred, are paid in a timely manner and in full from current financial resources, are reported as obligations of the funds; however, claims and judgments and compensated absences that will be paid from governmental funds are reported as a liability in the fund financial statements only to the extent that they are due for payment during the current year. Bonds and other long-term obligations are recognized as a liability on the fund financial statements when due. Net pension/OPEB liability should be recognized in the governmental funds to the extent that benefit payments are due and payable and the pension/OPEB plan’s fiduciary net position is not sufficient for payment of those benefits.

M. Fund Balance

Fund balance is divided into five classifications based primarily on the extent to which the District is bound to observe constraints imposed upon the use of the resources in the governmental funds. The classifications are as follows:

Nonspendable - The nonspendable fund balance classification includes amounts that cannot be spent because they are not in spendable form or legally required to be maintained intact. The “not in spendable form” criterion includes items that are not expected to be converted to cash. It also includes the long-term amount of loans receivable in the general fund.

Restricted - Fund balance is reported as restricted when constraints are placed on the use of resources that are either externally imposed by creditors (such as through debt covenants), grantors, contributors, or laws or regulations of other governments, or imposed by law through constitutional provisions or enabling legislation.

**LOGAN ELM LOCAL SCHOOL DISTRICT
PICKAWAY COUNTY, OHIO**

NOTES TO THE BASIC FINANCIAL STATEMENTS
FOR THE FISCAL YEAR ENDED JUNE 30, 2024

NOTE 2 - SUMMARY OF SIGNIFICANT ACCOUNTING POLICIES - (Continued)

Committed - The committed fund balance classification includes amounts that can be used only for the specific purposes imposed by a formal action (resolution) of the District Board of Education (the highest level of decision making authority). Those committed amounts cannot be used for any other purpose unless the District Board of Education removes or changes the specified use by taking the same type of action (resolution) it employed to previously commit those amounts. Committed fund balance also incorporates contractual obligations to the extent that existing resources in the fund have been specifically committed for use in satisfying those contractual requirements.

Assigned - Amounts in the assigned fund balance classification are intended to be used by the District for specific purposes but do not meet the criteria to be classified as restricted nor committed. In governmental funds other than the general fund, assigned fund balance represents the remaining amount that is not restricted or committed. In the general fund, assigned amounts represent intended uses established by policies of the District Board of Education, which includes giving the Treasurer the authority to constrain monies for intended purposes.

Unassigned - Unassigned fund balance is the residual classification for the general fund and includes all spendable amounts not contained in the other classifications. In other governmental funds, the unassigned classification is only used to report a deficit fund balance resulting from overspending for specific purposes for which amounts had been restricted, committed, or assigned.

The District applies restricted resources first when expenditures are incurred for purposes for which restricted and unrestricted (committed, assigned, and unassigned) fund balance is available. Similarly, within unrestricted fund balance, committed amounts are reduced first followed by assigned, and then unassigned amounts when expenditures are incurred for purposes for which amounts in any of the unrestricted fund balance classifications could be used.

N. Budget Stabilization Arrangement

The District has established a budget stabilization reserve in accordance with authority established by State law. Additions to the budget stabilization reserve can only be made by formal resolution of the Board of Education. Expenditures out of the budget stabilization reserve can only be made to offset future budget deficits. At June 30, 2024, the balance in the budget stabilization reserve was \$170,623. This amount is included in unassigned fund balance of the general fund and in unrestricted net position on the statement of net position.

O. Estimates

The preparation of the basic financial statements in conformity with GAAP requires management to make estimates and assumptions that affect the amounts reported in the basic financial statements and accompanying notes. Actual results may differ from those estimates.

P. Parochial Schools

The Crossroads Christian Academy (the Academy) operates within the District's boundaries. Current State legislation provides funding to the Academy; these monies are received and disbursed on behalf of the parochial school by the Treasurer of the District as is directed by the Academy. The fiduciary responsibility of the District for these monies is reflected in a special revenue fund for financial reporting purposes.

**LOGAN ELM LOCAL SCHOOL DISTRICT
PICKAWAY COUNTY, OHIO**

NOTES TO THE BASIC FINANCIAL STATEMENTS
FOR THE FISCAL YEAR ENDED JUNE 30, 2024

NOTE 2 - SUMMARY OF SIGNIFICANT ACCOUNTING POLICIES - (Continued)

Q. Net Position

Net position represents the difference between assets and deferred outflows and liabilities and deferred inflows. The net position component “investment in capital assets,” consists of capital assets, net of accumulated depreciation/amortization, reduced by the outstanding balances of any borrowing used for the acquisition, construction or improvement of those assets. Net position is reported as restricted when there are limitations imposed on its use either through the enabling legislation adopted by the District or through external restrictions imposed by creditors, grantors or laws or regulations of other governments. The District applies restricted resources first when an expense is incurred for purposes for which both restricted and unrestricted net position is available.

R. Interfund Activity

Exchange transactions between funds are reported as revenues in the seller funds and as expenditures/expenses in the purchaser funds. Flows of cash or goods from one fund to another without a requirement for repayment are reported as interfund transfers. Interfund transfers are reported as other financing sources/uses in governmental funds and after nonoperating revenues/expenses in proprietary funds. Repayments from funds responsible for particular expenditures/expenses to the funds that initially paid for them are not presented on the financial statements.

S. Pensions/Other Postemployment Benefits (OPEB)

For purposes of measuring the net pension/OPEB liability, net OPEB asset, deferred outflows of resources and deferred inflows of resources related pensions/OPEB, and pension/OPEB expense, information about the fiduciary net position of the pension/OPEB plans and additions to/deductions from their fiduciary net position have been determined on the same basis as they are reported by the pension/OPEB plan. For this purpose, benefit payments (including refunds of employee contributions) are recognized when due and payable in accordance with the benefit terms. The pension/OPEB plans report investments at fair value.

T. Extraordinary and Special Items

Extraordinary items are transactions or events that are both unusual in nature and infrequent in occurrence. Special items are transactions or events that are within the control of the District and that are either unusual in nature or infrequent in occurrence. Neither type of transaction occurred during fiscal year 2024.

U. Fair Value

The District categorizes its fair value measurements within the fair value hierarchy established by generally accepted accounting principles. The hierarchy is based on the valuation inputs used to measure the fair value of the asset. Level 1 inputs are quoted prices in active markets for identical assets; Level 2 inputs are significant other observable inputs; Level 3 inputs are significant unobservable inputs.

**LOGAN ELM LOCAL SCHOOL DISTRICT
PICKAWAY COUNTY, OHIO**

NOTES TO THE BASIC FINANCIAL STATEMENTS
FOR THE FISCAL YEAR ENDED JUNE 30, 2024

NOTE 2 - SUMMARY OF SIGNIFICANT ACCOUNTING POLICIES - (Continued)

V. Bond Issuance Costs, Unamortized Bond Premium and Prepaid Bond Insurance

On government-wide and fund financial statements, bond issuance costs are expensed in the year they occur. Prepaid bond insurance costs are recorded as an asset and amortized over the life of the debt.

Bond premiums are deferred and amortized over the term of the bonds using the straight-line method, which approximates the effective interest method. Bond premiums are presented as an addition to the face amount of the bonds.

On the governmental fund financial statements, bond issuance costs and bond premiums are recognized in the current period. A reconciliation between the bonds face value and the amount reported on the statement of net position is presented in Note 10.A.

NOTE 3 - ACCOUNTABILITY AND COMPLIANCE

A. Change in Accounting Principles

For fiscal year 2024, the District has implemented certain paragraphs from GASB Implementation Guide No. 2021-1, certain paragraphs of GASB Statement No. 99, "*Omnibus 2022*", GASB Statement No. 100, "*Accounting Changes and Error Corrections - an amendment of GASB Statement No. 62*" and Implementation Guide No. 2023-1.

GASB Implementation Guide 2021-1 provides clarification on issues related to previously established GASB guidance. The implementation of GASB Implementation Guide 2021-1 did not have an effect on balances previously report by the District.

GASB Statement No. 99 is to enhance comparability in accounting and financial reporting and to improve the consistency of authoritative literature by addressing (1) practice issues that have been identified during implementation and application of certain GASB Statements and (2) accounting and financial reporting for financial guarantees. The implementation of GASB Statement No. 99 did not have an effect on the financial statements of the District.

GASB Statement No. 100 is to enhance accounting and financial reporting requirements for accounting changes and error corrections to provide more understandable, reliable, relevant, consistent, and comparable information for making decisions or assessing accountability. The implementation of GASB Statement No. 100 did not have an effect on the financial statements of the District.

GASB Implementation Guide 2023-1 provides clarification on issues related to previously established GASB guidance. The implementation of GASB Implementation Guide 2023-1 did not have an effect on the financial statements of the District.

**LOGAN ELM LOCAL SCHOOL DISTRICT
PICKAWAY COUNTY, OHIO**

NOTES TO THE BASIC FINANCIAL STATEMENTS
FOR THE FISCAL YEAR ENDED JUNE 30, 2024

NOTE 3 - ACCOUNTABILITY AND COMPLIANCE - (Continued)

B. Deficit Fund Balances

Fund balances at June 30, 2024 included the following individual fund deficits:

<u>Nonmajor governmental funds</u>	<u>Deficit</u>
Public School Preschool	\$ 15,954
Elementary and Secondary School Emergency	44,817
IDEA Part B - Preschool Stimulus Building	1,135
	34,645

The general fund is liable for any deficit in these funds and provides transfers when cash is required, not when accruals occur. The deficit fund balances resulted from adjustments for accrued liabilities.

NOTE 4 - DEPOSITS AND INVESTMENTS

State statutes classify monies held by the District into three categories.

Active deposits are public deposits necessary to meet current demands on the treasury. Such monies must be maintained either as cash in the District treasury, in commercial accounts payable or withdrawable on demand, including negotiable order of withdrawal (NOW) accounts, or in money market deposit accounts.

Inactive deposits are public deposits that the Board of Education has identified as not required for use within the current five-year period of designation of depositories. Inactive deposits must either be evidenced by certificates of deposit maturing not later than the end of the current period of designation of depositories, or by savings or deposit accounts including, but not limited to, passbook accounts.

Interim deposits are deposits of interim monies. Interim monies are those monies which are not needed for immediate use, but which will be needed before the end of the current period of designation of depositories.

Interim deposits must be evidenced by time certificates of deposit maturing not more than one year from the date of deposit or by savings or deposit accounts including passbook accounts.

Interim monies may be deposited or invested in the following securities:

1. United States Treasury Notes, Bills, Bonds, or any other obligation or security issued by the United States Treasury or any other obligation guaranteed as to principal and interest by the United States;
2. Bonds, notes, debentures, or any other obligations or securities issued by any federal government agency or instrumentality, including, but not limited to, the Federal National Mortgage Association, Federal Home Loan Bank, Federal Farm Credit Bank, Federal Home Loan Mortgage Corporation, Government National Mortgage Association, and Student Loan Marketing Association. All federal agency securities shall be direct issuances of federal government agencies or instrumentalities;
3. Written repurchase agreements in the securities listed above provided that the fair value of the securities subject to the repurchase agreement must exceed the principal value of the agreement by at least two percent and be marked to market daily, and that the term of the agreement must not exceed thirty days;
4. Bonds and other obligations of the State of Ohio;
5. No-load money market mutual funds consisting exclusively of obligations described in item 1 or 2 of this section and repurchase agreements secured by such obligations, provided that investments in securities described in this division are made only through eligible institutions;

**LOGAN ELM LOCAL SCHOOL DISTRICT
PICKAWAY COUNTY, OHIO**

NOTES TO THE BASIC FINANCIAL STATEMENTS
FOR THE FISCAL YEAR ENDED JUNE 30, 2024

NOTE 4 - DEPOSITS AND INVESTMENTS - (Continued)

6. The State Treasurer's investment pool, the State Treasury Asset Reserve of Ohio (STAR Ohio);
7. Certain banker's acceptance and commercial paper notes for a period not to exceed one-hundred-eighty days and two-hundred-seventy days, respectively, from the purchase date in an amount not to exceed forty percent of the interim monies available for investment at any one time; and,
8. Under limited circumstances, corporate debt interests rated in either of the two highest classifications by at least two nationally recognized rating agencies.

Protection of the District's deposits is provided by the Federal Deposit Insurance Corporation (FDIC), by eligible securities pledged by the financial institution as security for repayment, by surety company bonds deposited with the Treasurer by the financial institution or by a single collateral pool established by the financial institution to secure the repayment of all public monies deposited with the institution.

Investments in stripped principal or interest obligations, reverse repurchase agreements and derivatives are prohibited. The issuance of taxable notes for the purpose of arbitrage, the use of leverage and short selling are also prohibited. An investment must mature within five years from the date of purchase unless matched to a specific obligation or debt of the District and must be purchased with the expectation that it will be held to maturity. Investments may only be made through specified dealers and institutions. Payment for investments may be made only upon delivery of the securities representing the investments to the Treasurer or, if the securities are not represented by a certificate, upon receipt of confirmation of transfer from the custodian.

A. Cash in Segregated Accounts

At June 30, 2024, the District has \$755,759 in a separate depository account for a retainage payable account held separate from the District's internal investment pool. The balance of this depository account is included in "deposits with financial institutions" below.

B. Deposits with Financial Institutions

At June 30, 2024, the carrying amount of all District deposits was \$13,525,374. Based on the criteria described in GASB Statement No. 40, "*Deposits and Investment Risk Disclosures*", as of June 30, 2024, \$13,370,049 of the District's bank balance of \$13,724,506 was covered by the Ohio Pooled Collateral System (OPCS) as discussed below, while \$354,457 was covered by the FDIC.

Custodial credit risk is the risk that, in the event of bank failure, the District will not be able to recover deposits or collateral securities that are in the possession of an outside party. The District has no deposit policy for custodial credit risk beyond the requirements of State statute. Ohio law requires that deposits either be insured or protected by (1) eligible securities pledged to the District's and deposited with a qualified trustee by the financial institution as security for repayment whose fair value at all times shall be at least 105 percent of the deposits being secured, or (2) participation in the Ohio Pooled Collateral System (OPCS), a collateral pool of eligible securities deposited with a qualified trustee and pledged to the Treasurer of State to secure the repayment of all public monies deposited in the financial institution. OPCS requires the total fair value of the securities pledged to be 102 percent of the deposits being secured or a rate set by the Treasurer of State.

For 2024, the District's financial institution was approved for a collateral rate of 102 percent through the OPCS. Although all statutory requirements for the deposit of money had been followed, noncompliance with Federal requirements could potentially subject the District to a successful claim by the FDIC.

**LOGAN ELM LOCAL SCHOOL DISTRICT
PICKAWAY COUNTY, OHIO**

NOTES TO THE BASIC FINANCIAL STATEMENTS
FOR THE FISCAL YEAR ENDED JUNE 30, 2024

NOTE 4 - DEPOSITS AND INVESTMENTS - (Continued)

C. Investments

As of June 30, 2024, the District had the following investments and maturities:

Investment type	Measurement Amount	Investment Maturities				
		6 months or less	7 to 12 months	13 to 18 months	19 to 24 months	Greater than 24 months
<i>Fair Value:</i>						
FFCB	\$ 1,562,623	\$ 264,065	\$ 734,354	\$ -	\$ -	\$ 564,204
FHLMC	249,628	-	-	-	-	249,628
FNMA	441,425	-	-	306,514	-	134,911
FHLB	1,379,675	347,929	-	342,656	249,556	439,534
Municipal bonds	129,311	129,311	-	-	-	-
U.S. Treasury notes	2,487,276	428,467	-	-	-	2,058,809
Negotiable CDs	452,200	243,236	208,964	-	-	-
Commercial paper	4,278,525	3,793,450	485,075	-	-	-
U.S. Government money market fund	2,336,398	2,336,398	-	-	-	-
<i>Amortized Cost:</i>						
STAR Ohio	1,900,971	1,900,971	-	-	-	-
Total	\$ 15,218,032	\$ 9,443,827	\$ 1,428,393	\$ 649,170	\$ 249,556	\$ 3,447,086

The weighted average maturity of investments is 1.19 years.

The District's investments in U.S. Government money market accounts are valued using quoted market prices in active markets (Level 1 inputs). The District's investments in federal agency securities (FHLMC, FNMA and FFCB), municipal bonds, U.S. Treasury bill, U.S. Treasury notes, negotiable CDs, and commercial paper are valued using quoted prices in markets that are not considered to be active, dealer quotations or alternative pricing sources for similar assets or liabilities for which all significant inputs are observable, either directly or indirectly (Level 2 inputs).

Interest Rate Risk: As a means of limiting its exposure to fair value losses arising from rising interest rates and according to State law, the District's investment policy limits investment portfolio maturities to five years or less.

Credit Risk: STAR Ohio carries a rating of AAAM by Standard & Poor's. Ohio law requires that STAR Ohio maintain the highest rating provided by at least one nationally recognized standard rating service. The District's investments in federal agency securities (FFCB, FHLMC, FNMA, and FHLB) and U.S. Treasury notes were rated AA+ and Aaa by Standard & Poor's and Moody's Investor Services, respectively. The investments in municipal bonds were rated AA/AA- by Standard & Poor's and Aa2 by Moody's Investor Services. Commercial paper was rated A-1/A-1+ by Standard & Poor's and P-1 by Moody's Investor Services. The District's investments in negotiable CDs and U.S. Government money market funds were not rated. The negotiable CDs were fully insured by FDIC. The District's investment policy does not specifically address credit risk beyond requiring the District to only invest in securities authorized by State statute.

Custodial Credit Risk: For an investment, custodial credit risk is the risk that, in the event of the failure of the counterparty, the District will not be able to recover the value of its investments or collateral securities that are in the possession of an outside party. The federal agency securities and U.S. Treasury bills are exposed to custodial credit risk in that they are uninsured, unregistered and held by the counterparty's trust department or agent, but not in the District's name. The District has no investment policy dealing with investment custodial risk beyond the requirement in State statute that prohibits payment for investments prior to the delivery of the securities representing such investments to the Treasurer or qualified trustee.

**LOGAN ELM LOCAL SCHOOL DISTRICT
PICKAWAY COUNTY, OHIO**

NOTES TO THE BASIC FINANCIAL STATEMENTS
FOR THE FISCAL YEAR ENDED JUNE 30, 2024

NOTE 4 - DEPOSITS AND INVESTMENTS - (Continued)

Concentration of Credit Risk: The District places no limit on the amount that may be invested in any one issuer. The following table includes the percentage of each investment type held by the District at June 30, 2024:

<u>Investment type</u>	Measurement	
	<u>Amount</u>	<u>% of Total</u>
<i>Fair Value:</i>		
FFCB	\$ 1,562,623	10.268%
FHLMC	249,628	1.640%
FNMA	441,425	2.901%
FHLB	1,379,675	9.066%
Municipal bonds	129,311	0.850%
U.S. Treasury notes	2,487,276	16.344%
Negotiable CDs	452,200	2.971%
Commercial paper	4,278,525	28.115%
U.S. Government money market	2,336,398	15.353%
<i>Amortized Cost:</i>		
STAR Ohio	<u>1,900,971</u>	<u>12.492%</u>
Total	<u>\$ 15,218,032</u>	<u>100.000%</u>

C. Reconciliation of Cash and Investments to the Statement of Net Position

The following is a reconciliation of cash and investments as reported in the note above to cash and investments as reported on the statement of net position as of June 30, 2024:

<u>Cash and investments per note</u>	
Carrying amount of deposits	\$ 12,769,615
Cash in segregated accounts	755,759
Investments	<u>15,218,032</u>
Total	<u>\$ 28,743,406</u>
 <u>Cash and investments per statement of net position</u>	
Governmental activities	<u>\$ 28,743,406</u>

NOTE 5 - INTERFUND TRANSACTIONS

A. Interfund transfers for the fiscal year 2024 consisted of the following, as reported on the fund statements:

	<u>Amount</u>
<u>Transfers from General fund to:</u>	
Capital Projects nonmajor governmental fund	<u>\$ 2,000,000</u>

Transfers are used to move revenues from the fund that statute or budget required to collect them to the fund that statute or budget requires to expend them and to use unrestricted revenues collected in the general fund to finance various programs accounted for in other funds in accordance with budgetary authorizations. Interfund transfers between governmental funds are eliminated for reporting in the statement of activities. All transfers made in fiscal year 2024 were in accordance with Ohio Revised Code Sections 5705.14, 5705.15 and 5705.16.

**LOGAN ELM LOCAL SCHOOL DISTRICT
PICKAWAY COUNTY, OHIO**

NOTES TO THE BASIC FINANCIAL STATEMENTS
FOR THE FISCAL YEAR ENDED JUNE 30, 2024

NOTE 5 - INTERFUND TRANSACTIONS - (Continued)

B. Interfund balances at June 30, 2024, as reported on the fund financial statements, consist of the following interfund loans receivable/payable:

Receivable Fund	Payable Funds	Amount
General Fund	<i>Nonmajor Special Revenue Funds:</i> Public School Preschool	\$ 19,688
	<i>Nonmajor Capital Projects Funds:</i> Building Capital Projects	43,279 <u>45,057</u>
Total interfund loans receivable/payable		<u>\$ 108,024</u>

The primary purpose of the interfund loans is to cover the negative cash balances at fiscal year-end in the nonmajor governmental funds. The interfund balances will be repaid once the anticipated revenues are received. All interfund balances are expected to be repaid within one year. Interfund balances between governmental activities have been eliminated on the statement of net position.

NOTE 6 - PROPERTY TAXES

Property taxes are levied and assessed on a calendar year basis while the District fiscal year runs from July through June. First half tax collections are received by the District in the second half of the fiscal year. Second half tax distributions occur in the first half of the following fiscal year.

Property taxes include amounts levied against all real property and public utility property. Real property tax revenues received in calendar year 2024 represent the collection of calendar year 2023 taxes. Real property taxes received in calendar year 2024 were levied after April 1, 2023, on the assessed values as of January 1, 2023, the lien date. Assessed values for real property taxes are established by State statute at 35 percent of appraised fair value. Real property taxes are payable annually or semiannually. If paid annually, payment is due December 31; if paid semiannually, the first payment is due December 31, with the remainder payable by June 20. Under certain circumstances, State statute permits alternate payment dates to be established. Public utility property tax revenues received in calendar year 2024 represent the collection of calendar year 2023 taxes. Public utility real and personal property taxes received in calendar year 2024 became a lien on December 31, 2022, were levied after April 1, 2023, and are collected with real property taxes. Public utility real property is assessed at 35 percent of true value; public utility tangible personal property is currently assessed at varying percentages of true value.

The District receives property taxes from Pickaway and Hocking Counties. The County Auditors periodically advance to the District its portion of the taxes collected. Second-half real property tax payments collected by the County by June 30, 2024, are available to finance fiscal year 2024 operations. The amount available as an advance at June 30, 2024 and 2023 were:

	June 30, 2024	June 30, 2023
Major governmental funds:		
General fund	\$ 3,853,726	\$ 3,113,752
Bond retirement fund	688,849	601,539
Nonmajor governmental funds:		
Classroom facilities maintenance fund	61,604	54,804

**LOGAN ELM LOCAL SCHOOL DISTRICT
PICKAWAY COUNTY, OHIO**

NOTES TO THE BASIC FINANCIAL STATEMENTS
FOR THE FISCAL YEAR ENDED JUNE 30, 2024

NOTE 6 - PROPERTY TAXES - (Continued)

The amount of second-half real property taxes available for advance at fiscal year-end can vary based on the date the tax bills are sent.

Accrued property taxes receivable includes real property, public utility property and delinquent tangible personal property taxes which are measurable as of June 30, 2024 and for which there is an enforceable legal claim. Although total property tax collections for the next fiscal year are measurable, only the amount of real property taxes available as an advance at June 30 was levied to finance current fiscal year operations and is reported as revenue at fiscal year-end. The portion of the receivable not levied to finance current fiscal year operations is offset by a credit to deferred inflows.

On the accrual basis of accounting, collectible delinquent property taxes have been recorded as a receivable and revenue, while on a modified accrual basis of accounting the revenue has been reported as a deferred inflow.

The assessed values upon which the fiscal year 2024 taxes were collected are:

	2023 Second		2024 First	
	Half Collections		Half Collections	
	<u>Amount</u>	<u>Percent</u>	<u>Amount</u>	<u>Percent</u>
Agricultural/residential and other real estate	\$ 399,338,780	89.11	\$ 516,477,400	91.16
Public utility personal	<u>48,820,010</u>	<u>10.89</u>	<u>50,111,730</u>	<u>8.84</u>
Total	<u>\$ 448,158,790</u>	<u>100.00</u>	<u>\$ 566,589,130</u>	<u>100.00</u>
Tax rate per \$1,000 of assessed valuation	\$43.20		\$41.82	

NOTE 7 - INCOME TAX

On November 2, 2010, District voters approved a replacement of the 1 percent income tax with a 1 percent income tax on earned income for five years. In 2015 District voters approved an additional five-year income tax levy. The District levies a voted tax of 1 percent for general operations on the income of residents and of estates. Employers of residents are required to withhold income tax on compensation and remit the tax to the state. Taxpayers are required to file an annual return. The state makes quarterly distributions to the District after withholding amounts for administrative fees and estimated refunds. Income tax revenue credited to the general fund totaled \$3,492,085 in fiscal year 2024.

NOTE 8 - RECEIVABLES

Receivables at June 30, 2024 consisted of property taxes, income taxes, accounts (rent and student fees), accrued interest, and intergovernmental grants and entitlements. All receivables are considered collectible in full due to the ability to foreclose for the nonpayment of taxes, the stable condition of State programs and the current year guarantee of federal funds.

**LOGAN ELM LOCAL SCHOOL DISTRICT
PICKAWAY COUNTY, OHIO**

NOTES TO THE BASIC FINANCIAL STATEMENTS
FOR THE FISCAL YEAR ENDED JUNE 30, 2024

NOTE 8 – RECEIVABLES - (Continued)

A summary of the principal items of receivables reported on the statement of net position follows:

Governmental activities:

Property taxes	\$ 15,872,444
Income taxes	1,396,877
Accounts	6,453
Accrued interest	34,457
Intergovernmental	<u>285,132</u>
Total	<u>\$ 17,595,363</u>

Receivables have been disaggregated on the face of the financial statements. All receivables, except property taxes are expected to be collected within one year. Property taxes, although ultimately collectible, include some portion of delinquencies that will not be collected within one year.

NOTE 9 - CAPITAL ASSETS

Capital asset activity for the fiscal year ended June 30, 2024 was as follows:

	Balance 06/30/2023	Additions	Disposals	Balance 06/30/2024
Governmental activities:				
<i>Capital assets, not being depreciated/amortized</i>				
Land	\$ 427,355	\$ -	\$ -	\$ 427,355
Construction in progress	<u>885,490</u>	<u>2,218,637</u>	<u>(2,407,703)</u>	<u>696,424</u>
Total capital assets, not being depreciated/amortized	<u>1,312,845</u>	<u>2,218,637</u>	<u>(2,407,703)</u>	<u>1,123,779</u>
<i>Capital assets, being depreciated/amortized:</i>				
Land improvements	5,126,462	1,957,242	(263,666)	6,820,038
Buildings and improvements	54,446,700	7,420,907	(2,204,354)	59,663,253
Furniture and equipment	2,999,915	177,531	(9,650)	3,167,796
Vehicles	2,615,723	8,314	-	2,624,037
Intangible right to use:				
Leased equipment	156,256	-	-	156,256
Software	<u>133,209</u>	<u>-</u>	<u>-</u>	<u>133,209</u>
Total capital assets, being depreciated/amortized	<u>65,478,265</u>	<u>9,563,994</u>	<u>(2,477,670)</u>	<u>72,564,589</u>
<i>Less: accumulated depreciation/amortization</i>				
Land improvements	(1,609,994)	(249,871)	240,369	(1,619,496)
Buildings and improvements	(3,477,525)	(764,716)	1,542,019	(2,700,222)
Furniture and equipment	(563,974)	(246,004)	9,329	(800,649)
Vehicles	(1,867,878)	(158,425)	-	(2,026,303)
Intangible right to use:				
Leased equipment	(109,380)	(31,252)	-	(140,632)
Software	<u>(26,086)</u>	<u>(28,049)</u>	<u>-</u>	<u>(54,135)</u>
Total accumulated depreciation/amortization	<u>(7,654,837)</u>	<u>(1,478,317)</u>	<u>1,791,717</u>	<u>(7,341,437)</u>
Governmental activities capital assets, net	<u>\$ 59,136,273</u>	<u>\$ 10,304,314</u>	<u>\$ (3,093,656)</u>	<u>\$ 66,346,931</u>

**LOGAN ELM LOCAL SCHOOL DISTRICT
PICKAWAY COUNTY, OHIO**

NOTES TO THE BASIC FINANCIAL STATEMENTS
FOR THE FISCAL YEAR ENDED JUNE 30, 2024

NOTE 9 - CAPITAL ASSETS - (Continued)

Depreciation expense was charged to governmental functions as follows:

Instruction:

Regular	\$ 632,593
Special	186,423
Other	5,854

Support services:

Pupil	78,358
Instructional staff	28,073
Administration	90,089
Fiscal	22,013
Operations and maintenance	74,795
Pupil transportation	248,703
Central	28,902
Food service operations	21,295
Extracurricular activities	61,219
Total depreciation expense	<u>\$ 1,478,317</u>

NOTE 10 - LONG-TERM OBLIGATIONS

A. During fiscal year 2024, the following changes occurred in governmental activities long-term obligations:

Governmental activities:	Balance 6/30/2023	Additions	Reductions	Balance 6/30/2024	Amounts Due in One Year
<u>General obligation bonds:</u>					
School facilities construction and improvement bonds, series 2019A	\$ 32,785,000	\$ -	\$ (255,000)	\$ 32,530,000	\$ 310,000
School facilities construction and improvement bonds, series 2019B	9,440,000	-	(100,000)	9,340,000	100,000
Total general obligation bonds payable	42,225,000	-	(355,000)	41,870,000	410,000
<u>Other long-term obligations:</u>					
Lease payable	46,621	-	(42,926)	3,695	3,695
Compensated absences	1,665,342	432,141	(166,972)	1,930,511	206,137
Net pension liability	22,035,812	270,354	(333,510)	21,972,656	-
Net OPEB liability	1,160,243	261,065	-	1,421,308	-
Total governmental activities long-term liabilities	<u>\$ 67,133,018</u>	<u>\$ 963,560</u>	<u>\$ (898,408)</u>	67,198,170	<u>\$ 619,832</u>
Add unamortized premiums on refundings				1,150,823	
Total on statement of net position				<u>\$ 68,348,993</u>	

**LOGAN ELM LOCAL SCHOOL DISTRICT
PICKAWAY COUNTY, OHIO**

NOTES TO THE BASIC FINANCIAL STATEMENTS
FOR THE FISCAL YEAR ENDED JUNE 30, 2024

NOTE 10 - LONG-TERM OBLIGATIONS - (Continued)

Compensated absences will be paid from the fund which the employee's salaries are paid. See Note 13 for detail on the net pension liability and Note 14 for detail on the net OPEB liability/asset.

- B.** The District issued \$44,390,000 in school facilities construction and improvement general obligation bonds during fiscal year 2019. These bonds were issued for general governmental activities, specifically; construction and/or renovation of school buildings. These general obligation bonds are direct obligations of the District for which its full faith, credit and resources are pledged and payable from taxes levied on all taxable property in the district. Accordingly, such unmatured obligations of the District are accounted for on the statement of net position. Payments of principal and interest relating to these bonds are recorded as expenditures in the District's bond retirement fund (a nonmajor governmental fund).

School Facilities Construction and Improvement Bonds, Series 2019A (General Obligation) - On March 5, 2019, the District purchased bonds in the amount of \$35,383,643, which is equal to the par amount of \$34,500,000, plus net original premium \$1,133,768, less underwriter's discount \$250,125, plus any accrued interest. Interest payments on the bond are due May 1 and November 1 of each year, beginning November 1, 2019 (interest rate 3.00% to 5.00%).

School Facilities Construction and Improvement Bonds, Series 2019B (General Obligation) - On March 5, 2019, the District purchased bonds in the amount of \$10,031,236, which is equal to the par amount of \$9,890,000, plus net original premium \$212,938, less underwriter's discount \$71,702, plus any accrued interest. Interest payments on the bond are due May 1 and November 1 of each year, beginning November 1, 2019 (interest rate 3.00% to 5.00%). The scheduled payment of the principal of and interest on the Series 2019B Bonds when due will be guaranteed under a municipal bond insurance policy obtained from Build America Mutual Assurance Company.

- C.** The following is a summary of the future debt service requirements to maturity for the general obligation bonds:

Fiscal Year Ending June 30,	Series 2019A GO Bonds			Series 2019B GO Bonds		
	Principal	Interest	Total	Principal	Interest	Total
2025	\$ 310,000	\$ 1,296,881	\$ 1,606,881	\$ 100,000	\$ 364,250	\$ 464,250
2026	340,000	1,280,631	1,620,631	100,000	359,250	459,250
2027	370,000	1,262,881	1,632,881	110,000	354,000	464,000
2028	410,000	1,243,381	1,653,381	120,000	348,250	468,250
2029	445,000	1,222,006	1,667,006	130,000	342,000	472,000
2030-2034	2,915,000	5,759,905	8,674,905	845,000	1,608,150	2,453,150
2035-2039	4,140,000	5,056,406	9,196,406	1,210,000	1,403,550	2,613,550
2040-2044	5,440,000	4,092,410	9,532,410	1,570,000	1,135,700	2,705,700
2045-2049	6,585,000	2,931,635	9,516,635	1,870,000	830,781	2,700,781
2050-2054	7,940,000	1,546,000	9,486,000	2,255,000	438,500	2,693,500
2055-2058	3,635,000	146,900	3,781,900	1,030,000	41,600	1,071,600
Total	\$ 32,530,000	\$ 25,839,036	\$ 58,369,036	\$ 9,340,000	\$ 7,226,031	\$ 16,566,031

**LOGAN ELM LOCAL SCHOOL DISTRICT
PICKAWAY COUNTY, OHIO**

NOTES TO THE BASIC FINANCIAL STATEMENTS
FOR THE FISCAL YEAR ENDED JUNE 30, 2024

NOTE 10 - LONG-TERM OBLIGATIONS - (Continued)

D. Legal Debt Margin

The Ohio Revised Code provides that voted net general obligation debt of the District shall never exceed 9% of the total assessed valuation of the District. The code further provides that unvoted indebtedness shall not exceed 1/10 of 1% of the property valuation of the District. The code additionally states that unvoted indebtedness related to energy conservation debt shall not exceed 9/10 of 1% of the property valuation of the District. The assessed valuation used in determining the District’s legal debt margin has been modified by House Bill 530 which became effective March 30, 2006. In accordance with House Bill 530, the assessed valuation used in the District’s legal debt margin calculation excluded tangible personal property used in business, telephone or telegraph property, interexchange telecommunications company property, and personal property owned or leased by a railroad company and used in railroad operations. The effects of these debt limitations at June 30, 2024, are a voted debt margin of \$53,239,838 and an unvoted debt margin of \$566,589. The District was not subject to state consents/special needs approval due to its participation in a Commission program and qualifying for an exception to the approval requirements. According to the Ohio Department of Taxation’s Bulletin 8, however, such an issue still counts towards the District’s net indebtedness in any analysis for a subsequent bond issue.

E. The District entered into a lease agreement for the use of right to use copier equipment in a prior fiscal year. The District has reported an intangible capital asset and corresponding liability for the future scheduled payments under the leases in accordance with GASB Statement No. 87. Lease payments have been reclassified and are reflected as debt service expenditures for the general fund in the basic financial statements. These expenditures are reflected as program/function expenditures on a budgetary basis.

The District entered into the lease for a term of 60 months on May 13, 2020. Payments are due monthly and the lease matures in July 2024.

The following is a schedule of future debt service payments under the lease agreement:

Fiscal Year	Lease Payable		
	Principal	Interest	Total
2025	\$ 3,695	\$ 18	\$ 3,713

NOTE 11 - COMPENSATED ABSENCES

The criteria for determining vested vacation and sick leave components are derived from negotiated agreements and State laws. Administrators and classified staff earn ten to thirty days of vacation per year, depending upon length of service and position. Accumulated, unused vacation time is paid to classified employees and administrators upon termination of employment. Teachers do not earn vacation time. Teachers, administrators, and classified employees earn sick leave at the rate of one and one-fourth days per month. Upon retirement, payment is made for one-fourth of accrued, but unused sick leave credit to a maximum of 50 days for certified employees and a maximum of 60 days for classified employees.

**LOGAN ELM LOCAL SCHOOL DISTRICT
PICKAWAY COUNTY, OHIO**

NOTES TO THE BASIC FINANCIAL STATEMENTS
FOR THE FISCAL YEAR ENDED JUNE 30, 2024

NOTE 12 - RISK MANAGEMENT

A. General Risk

The District is exposed to various risks of loss related to torts, theft of, damage to, and destruction of assets, errors and omissions, injuries to employees and natural disasters. During fiscal year 2024, the District contracted with Catlin Indemnity Company for liability, property, fleet, crime, and inland marine coverage. The District also purchases faithful performance bonds from Travelers Casualty and Surety Company of America. Coverage provided at June 30, 2024 is as follows:

Building and Contents (\$5,000 deductible)	\$91,453,674
Inland Marine (\$500 deductible)	350,000
Automobile Liability (\$500 deductible)	1,000,000
Crime (\$500 deductible)	
Employee Theft	500,000
Forgery or Alteration	250,000
Inside the Premises - Theft of Money and Securities	250,000
Outside the Premises - Theft of Money and Securities	250,000
General Liability	
Aggregate	3,000,000
Per Occurrence	1,000,000
Employer's Liability - Stop Gap Coverage Endorsement (\$2,500 deductible)	
Aggregate	1,000,000
Each Wrongful Act	1,000,000
Bodily Injury by Accident	1,000,000
Bodily Injury by Disease	1,000,000
Educational Legal Liability	
Aggregate	\$3,000,000
Each Injury	1,000,000
Excess Liability Coverage	
Aggregate	3,000,000
Per Occurrence	3,000,000

Settled claims have not exceeded this commercial coverage in any of the past three years. There has been no significant reduction in coverage from the prior year.

B. Health Care and Dental Insurance Benefits

The District offers health care and dental benefits to employees through the PCPEBP, a public entity shared risk pool, currently operating as a common risk management and insurance program for 5 member school districts. The PCPEBP was organized to provide health care benefits and dental insurance benefits to its members.

The District pays 86% of the health care insurance premiums for all full-time employees. This percentage is pro-rated for part-time employees. The health care coverage is administered by United Healthcare, a third party administrator. The stop-loss coverage is \$200,000 per covered person and an aggregate of \$1,000,000.

The District provides health/dental/vision coverage to bus drivers, custodians and maintenance employees through Michigan Conference of Teamsters Welfare Fund. The carrier is Blue Cross Blue Shield. The District pays 87% of the insurance premiums.

**LOGAN ELM LOCAL SCHOOL DISTRICT
PICKAWAY COUNTY, OHIO**

NOTES TO THE BASIC FINANCIAL STATEMENTS
FOR THE FISCAL YEAR ENDED JUNE 30, 2024

NOTE 12 - RISK MANAGEMENT - (Continued)

C. Life Insurance

The District provides life insurance for all full-time employees based on negotiated agreements, Board policy, and individual contracts. Life insurance is purchased through META.

D. Workers' Compensation

The District participates in the Ohio SchoolComp Workers' Compensation Group Rating Plan (GRP). SchoolComp contracts with CompManagement, Inc. to provide an insurance purchasing pool for workers compensation. The intent of the pool is to achieve the benefit of a reduced premium for the District by virtue of grouping and representation with other participants in the pool. The workers compensation experience of the participating school districts is calculated as on experience and a common premium rate is applied to all school districts in the pool. Each participant pays this rate. Total savings is then calculated, and each participant's individual performance is compared to the overall savings percentage of the pool. A participant will then either receive money from or be required to contribute to the pool. This equity pooling arrangement insures that each participant shares equally in the overall performance of the pool. Participation in the pool is limited to school districts that can meet the pool's selection criteria. CompManagement provides administrative cost control and actuarial services to Ohio SchoolComp.

NOTE 13 - DEFINED BENEFIT PENSION PLANS

The Statewide retirement systems provide both pension benefits and other postemployment benefits (OPEB).

Net Pension Liability/Net OPEB Liability/Asset

The net pension liability and the net OPEB liability/asset reported on the statement of net position represents a liability or asset to employees for pensions and OPEB, respectively.

Pensions and OPEB are a component of exchange transactions—between an employer and its employees—of salaries and benefits for employee services. Pensions/OPEB are provided to an employee—on a deferred-payment basis—as part of the total compensation package offered by an employer for employee services each financial period. The obligation to sacrifice resources for pensions is a present obligation because it was created as a result of employment exchanges that already have occurred.

The net pension/OPEB liability (asset) represent the District's proportionate share of each pension/OPEB plan's collective actuarial present value of projected benefit payments attributable to past periods of service, net of each pension/OPEB plan's fiduciary net position. The net pension/OPEB liability (asset) calculation is dependent on critical long-term variables, including estimated average life expectancies, earnings on investments, cost of living adjustments and others. While these estimates use the best information available, unknowable future events require adjusting these estimates annually.

The Ohio Revised Code limits the District's obligation for this liability to annually required payments. The District cannot control benefit terms or the manner in which pensions/OPEB are financed; however, the District does receive the benefit of employees' services in exchange for compensation including pension and OPEB.

**LOGAN ELM LOCAL SCHOOL DISTRICT
PICKAWAY COUNTY, OHIO**

NOTES TO THE BASIC FINANCIAL STATEMENTS
FOR THE FISCAL YEAR ENDED JUNE 30, 2024

NOTE 13 - DEFINED BENEFIT PENSION PLANS - (Continued)

GASB 68/75 assumes the liability is solely the obligation of the employer, because (1) they benefit from employee services; and (2) State statute requires funding to come from these employers. All pension contributions to date have come solely from these employers (which also includes pension costs paid in the form of withholdings from employees). The retirement systems may allocate a portion of the employer contributions to provide for these OPEB benefits. In addition, health care plan enrollees pay a portion of the health care costs in the form of a monthly premium. State statute requires the retirement systems to amortize unfunded pension liabilities within 30 years. If the pension amortization period exceeds 30 years, each retirement system’s board must propose corrective action to the State legislature. Any resulting legislative change to benefits or funding could significantly affect the net pension/OPEB liability (asset). Resulting adjustments to the net pension/OPEB liability (asset) would be effective when the changes are legally enforceable. The Ohio Revised Code permits, but does not require, the retirement systems to provide healthcare to eligible benefit recipients.

The remainder of this note includes the required pension disclosures. See Note 14 for the required OPEB disclosures.

The proportionate share of each plan’s unfunded benefits is presented as a long-term *net pension/OPEB liability (asset)* on the accrual basis of accounting. Any liability for the contractually required pension contribution outstanding at the end of the year is included in intergovernmental payable on both the accrual and modified accrual bases of accounting.

Plan Description - School Employees Retirement System (SERS)

Plan Description - The District’s non-teaching employees participate in SERS, a cost-sharing multiple-employer defined benefit pension plan administered by SERS. SERS provides retirement, disability and survivor benefits, annual cost-of-living adjustments, and death benefits to plan members and beneficiaries. Authority to establish and amend benefits is provided by Ohio Revised Code Chapter 3309. SERS issues a publicly available, stand-alone financial report that includes financial statements, required supplementary information and detailed information about SERS’ fiduciary net position. That report can be obtained by visiting the SERS website at www.ohsers.org under Employers/Audit Resources.

Age and service requirements for retirement are as follows:

	Eligible to Retire on or before August 1, 2017 *	Eligible to Retire after August 1, 2017
Full benefits	Any age with 30 years of service credit	Age 67 with 10 years of service credit; or Age 57 with 30 years of service credit
Actuarially reduced benefits	Age 60 with 5 years of service credit; or Age 55 with 25 years of service credit	Age 62 with 10 years of service credit; or Age 60 with 25 years of service credit

* Members with 25 years of service credit as of August 1, 2017 will be included in this plan.

Annual retirement benefits are calculated based on final average salary multiplied by a percentage that varies based on years of service; 2.2% for the first thirty years of service and 2.5% for years of service credit over 30. Final average salary is the average of the highest three years of salary.

**LOGAN ELM LOCAL SCHOOL DISTRICT
PICKAWAY COUNTY, OHIO**

NOTES TO THE BASIC FINANCIAL STATEMENTS
FOR THE FISCAL YEAR ENDED JUNE 30, 2024

NOTE 13 - DEFINED BENEFIT PENSION PLANS - (Continued)

An individual whose benefit effective date is before April 1, 2018, is eligible for a cost-of-living adjustment (COLA) on the first anniversary date of the benefit. Beginning April 1, 2018, new benefit recipients must wait until the fourth anniversary of their benefit for COLA eligibility. The COLA is added each year to the base benefit amount on the anniversary date of the benefit. A three-year COLA suspension was in effect for all benefit recipients for the years 2018, 2019, and 2020. Upon resumption of the COLA, it will be indexed to the percentage increase in the CPI-W, not to exceed 2.5% and with a floor of 0%. In 2023, the Board of Trustees approved a 2.5% cost-of-living adjustment (COLA) for eligible retirees and beneficiaries in 2024.

Funding Policy - Plan members are required to contribute 10.00% of their annual covered salary and the District is required to contribute 14.00% of annual covered payroll. The contribution requirements of plan members and employers are established and may be amended by the SERS' Retirement Board up to statutory maximum amounts of 10.00% for plan members and 14.00% for employers. The Retirement Board, acting with the advice of the actuary, allocates the employer contribution rate among four of the System's funds (Pension Trust Fund, Death Benefit Fund, Medicare B Fund, and Health Care Fund). For the fiscal year ended June 30, 2024, the allocation to pension, death benefits, and Medicare B was 14.00%. For fiscal year 2024, the Retirement Board did not allocate any employer contribution to the Health Care Fund.

The District's contractually required contribution to SERS was \$522,523 for fiscal year 2024. Of this amount, \$76,896 is reported as intergovernmental payable.

Plan Description - State Teachers Retirement System (STRS)

Plan Description - Licensed teachers participate in STRS, a cost-sharing multiple-employer public employee retirement system administered by STRS. STRS provides retirement and disability benefits to members and death and survivor benefits to beneficiaries. STRS issues a stand-alone financial report that includes financial statements, required supplementary information and detailed information about STRS' fiduciary net position. That report can be obtained by writing to STRS, 275 E. Broad St., Columbus, OH 43215-3771, by calling (888) 227-7877, or by visiting the STRS website at www.strsoh.org.

New members have a choice of three retirement plans: a Defined Benefit (DB) Plan, a Defined Contribution (DC) Plan and a Combined (CO) Plan. Benefits are established by Ohio Revised Code Chapter 3307.

The DB plan offers an annual retirement allowance based on final average salary multiplied by a percentage that varies based on years of service. Effective August 1, 2015, the calculation is 2.20% of final average salary for the five highest years of earnings multiplied by all years of service. Eligibility changes will be phased in until August 1, 2023, when retirement eligibility for unreduced benefits will be five years of service credit and age 65, or 35 years of service credit and at least age 60.

Eligibility changes for DB Plan members who retire with actuarially reduced benefits will be phased in until August 1, 2023 when retirement eligibility will be five years of qualifying service credit and age 60, or 30 years of service credit regardless of age.

The DC Plan allows members to place all of their member contributions and 9.53% of the 14% employer contributions into an investment account. The member determines how to allocate the member and employer money among various investment choices offered by STRS. The remaining 4.47% of the 14% employer rate is allocated to the defined benefit unfunded liability. A member is eligible to receive a retirement benefit at age 50 and termination of employment. The member may elect to receive a lifetime monthly annuity or a lump sum withdrawal.

**LOGAN ELM LOCAL SCHOOL DISTRICT
PICKAWAY COUNTY, OHIO**

NOTES TO THE BASIC FINANCIAL STATEMENTS
FOR THE FISCAL YEAR ENDED JUNE 30, 2024

NOTE 13 - DEFINED BENEFIT PENSION PLANS - (Continued)

The Combined Plan offers features of both the DB Plan and the DC Plan. In the Combined Plan, 12% of the 14% member rate goes to the DC Plan and the remaining 2% is applied to the DB Plan. Member contributions to the DC Plan are allocated among investment choices by the member, and contributions to the DB Plan from the employer and the member are used to fund the defined benefit payment at a reduced level from the regular DB Plan. The defined benefit portion of the Combined Plan payment is payable to a member on or after age 60 with five years of service. The defined contribution portion of the account may be taken as a lump sum payment or converted to a lifetime monthly annuity after termination of employment at age 50 and after termination of employment.

New members who choose the DC Plan or Combined Plan will have another opportunity to reselect a permanent plan during their fifth year of membership. Members may remain in the same plan or transfer to another STRS plan. The optional annuitization of a member's defined contribution account or the defined contribution portion of a member's Combined Plan account to a lifetime benefit results in STRS bearing the risk of investment gain or loss on the account. STRS has therefore included all three plan options as one defined benefit plan for GASB 68 reporting purposes.

A DB or Combined Plan member with five or more years of credited service, who is determined to be disabled, may qualify for a disability benefit. New members, on or after July 1, 2013, must have at least ten years of qualifying service credit to apply for disability benefits. Members in the DC Plan who become disabled are entitled only to their account balance. Eligible survivors of members who die before service retirement may qualify for monthly benefits. If a member of the DC Plan dies before retirement benefits begin, the member's designated beneficiary is entitled to receive the member's account balance.

Eligible survivors of members who die before service retirement may qualify for monthly benefits. If a member of the DC Plan dies before retirement benefits begin, the member's designated beneficiary is entitled to receive the member's account balance.

Funding Policy - Employer and member contribution rates are established by the State Teachers Retirement Board and limited by Chapter 3307 of the Ohio Revised Code. The fiscal year 2024 employer and employee contribution rate of 14% was equal to the statutory maximum rates. For fiscal year 2024, the full employer contribution was allocated to pension.

The District's contractually required contribution to STRS was \$1,573,959 for fiscal year 2024. Of this amount, \$274,296 is reported as intergovernmental payable.

Net Pension Liabilities, Pension Expense, and Deferred Outflows of Resources and Deferred Inflows of Resources Related to Pensions

The net pension liability was measured as of June 30, 2023, and the total pension liability used to calculate the net pension liability was determined by an actuarial valuation as of that date. The District's proportion of the net pension liability was based on the District's share of contributions to the pension plan relative to the contributions of all participating entities.

**LOGAN ELM LOCAL SCHOOL DISTRICT
PICKAWAY COUNTY, OHIO**

NOTES TO THE BASIC FINANCIAL STATEMENTS
FOR THE FISCAL YEAR ENDED JUNE 30, 2024

NOTE 13 - DEFINED BENEFIT PENSION PLANS - (Continued)

Following is information related to the proportionate share and pension expense:

	<u>SERS</u>	<u>STRS</u>	<u>Total</u>
Proportion of the net pension liability prior measurement date	0.080641400%	0.079505170%	
Proportion of the net pension liability current measurement date	<u>0.083830500%</u>	<u>0.080523050%</u>	
Change in proportionate share	<u>0.003189100%</u>	<u>0.001017880%</u>	
Proportionate share of the net pension liability	\$ 4,632,068	\$ 17,340,588	\$ 21,972,656
Pension expense	\$ 528,621	\$ 1,577,991	\$ 2,106,612

At June 30, 2024, the District reported deferred outflows of resources and deferred inflows of resources related to pensions from the following sources:

	<u>SERS</u>	<u>STRS</u>	<u>Total</u>
Deferred outflows of resources			
Differences between expected and actual experience	\$ 199,096	\$ 632,202	\$ 831,298
Changes of assumptions	32,812	1,428,091	1,460,903
Difference between employer contributions and proportionate share of contributions/ change in proportionate share	133,888	222,786	356,674
Contributions subsequent to the measurement date	<u>522,523</u>	<u>1,573,959</u>	<u>2,096,482</u>
Total deferred outflows of resources	<u>\$ 888,319</u>	<u>\$ 3,857,038</u>	<u>\$ 4,745,357</u>
Deferred inflows of resources			
Differences between expected and actual experience	\$ -	\$ 38,479	\$ 38,479
Net difference between projected and actual earnings on pension plan investments	65,108	51,970	117,078
Changes of assumptions	-	1,074,943	1,074,943
Difference between employer contributions and proportionate share of contributions/ change in proportionate share	<u>-</u>	<u>17,760</u>	<u>17,760</u>
Total deferred inflows of resources	<u>\$ 65,108</u>	<u>\$ 1,183,152</u>	<u>\$ 1,248,260</u>

\$2,096,482 reported as deferred outflows of resources related to pension resulting from District contributions subsequent to the measurement date will be recognized as a reduction of the net pension liability in the fiscal year ending June 30, 2025.

**LOGAN ELM LOCAL SCHOOL DISTRICT
PICKAWAY COUNTY, OHIO**

NOTES TO THE BASIC FINANCIAL STATEMENTS
FOR THE FISCAL YEAR ENDED JUNE 30, 2024

NOTE 13 - DEFINED BENEFIT PENSION PLANS - (Continued)

Other amounts reported as deferred outflows of resources and deferred inflows of resources related to pension will be recognized in pension expense as follows:

	SERS	STRS	Total
Fiscal Year Ending June 30:			
2025	\$ 92,458	\$ (88,950)	\$ 3,508
2026	(127,889)	(501,469)	(629,358)
2027	332,671	1,752,867	2,085,538
2028	3,448	(62,521)	(59,073)
Total	\$ 300,688	\$ 1,099,927	\$ 1,400,615

Actuarial Assumptions - SERS

SERS' total pension liability was determined by their actuaries in accordance with GASB Statement No. 67, as part of their annual actuarial valuation for each defined benefit retirement plan. Actuarial valuations of an ongoing plan involve estimates of the value of reported amounts (e.g., salaries, credited service) and assumptions about the probability of occurrence of events far into the future (e.g., mortality, disabilities, retirements, employment terminations). Actuarially determined amounts are subject to continual review and potential modifications, as actual results are compared with past expectations and new estimates are made about the future.

Projections of benefits for financial reporting purposes are based on the substantive plan (the plan as understood by the employers and plan members) and include the types of benefits provided at the time of each valuation and the historical pattern of sharing benefit costs between the employers and plan members to that point. The projection of benefits for financial reporting purposes does not explicitly incorporate the potential effects of legal or contractual funding limitations. Future benefits for all current plan members were projected through 2137.

Actuarial calculations reflect a long-term perspective. For a newly hired employee, actuarial calculations will take into account the employee's entire career with the employer and also take into consideration the benefits, if any, paid to the employee after termination of employment until the death of the employee and any applicable contingent annuitant. In many cases actuarial calculations reflect several decades of service with the employer and the payment of benefits after termination.

**LOGAN ELM LOCAL SCHOOL DISTRICT
PICKAWAY COUNTY, OHIO**

NOTES TO THE BASIC FINANCIAL STATEMENTS
FOR THE FISCAL YEAR ENDED JUNE 30, 2024

NOTE 13 - DEFINED BENEFIT PENSION PLANS - (Continued)

Key methods and assumptions used in calculating the total pension liability in the latest actuarial valuation, prepared as of June 30, 2023 and June 30, 2022, are presented below:

Wage inflation:	
Current measurement date	2.40%
Prior measurement date	2.40%
Future salary increases, including inflation:	
Current measurement date	3.25% to 13.58%
Prior measurement date	3.25% to 13.58%
COLA or ad hoc COLA:	
Current measurement date	2.00%
Prior measurement date	2.00%
Investment rate of return:	
Current measurement date	7.00% net of system expenses
Prior measurement date	7.00% net of system expenses
Discount rate:	
Current measurement date	7.00%
Prior measurement date	7.00%
Actuarial cost method	Entry age normal (level percent of payroll)

In 2023, mortality rates were based on the PUB-2010 General Employee Amount Weighted Below Median Healthy Retiree mortality table projected to 2017 with ages set forward 1 year and adjusted 94.20% for males and set forward 2 years and adjusted 81.35% for females. Mortality among disabled members were based upon the PUB-2010 General Disabled Retiree mortality table projected to 2017 with ages set forward 5 years and adjusted 103.3% for males and set forward 3 years and adjusted 106.8% for females. Future improvement in mortality rates is reflected by applying the MP-2020 projection scale generationally.

In the prior measurement date, mortality rates were based on the PUB-2010 General Employee Amount Weight Below Median Healthy Retiree mortality table projected to 2017 with ages set forward 1 year and adjusted 94.20% for males and set forward 2 years and adjusted 81.35% for females. Mortality among disabled members were based upon the PUB-2010 General Disabled Retiree mortality table projected to 2017 with ages set forward 5 years and adjusted 103.3% for males and set forward 3 years and adjusted 106.8% for females. Future improvement in mortality rates is reflected by applying the MP-2020 projection scale generationally.

The most recent experience study was completed for the five-year period ended June 30, 2020.

The long-term return expectation for the Pension Plan Investments has been determined by using a building-block approach and assumes a time horizon, as defined in SERS' Statement of Investment Policy. Ohio Revised Code Section 3309.15 and the Board-adopted Investment Policy govern investment activity at SERS. A forecasted rate of inflation serves as the baseline for the return expectation. Various real return premiums over the baseline inflation rate have been established for each asset class. The long-term expected nominal rate of return has been determined by calculating a weighted average of the expected real return premiums for each asset class, adding the projected inflation rate, and adding the expected return from rebalancing uncorrelated asset classes.

**LOGAN ELM LOCAL SCHOOL DISTRICT
PICKAWAY COUNTY, OHIO**

NOTES TO THE BASIC FINANCIAL STATEMENTS
FOR THE FISCAL YEAR ENDED JUNE 30, 2024

NOTE 13 - DEFINED BENEFIT PENSION PLANS - (Continued)

The target allocation and best estimates of arithmetic real rates of return for each major asset class are summarized in the following table:

Asset Class	Target Allocation	Long-Term Expected Real Rate of Return
Cash	2.00 %	0.75 %
US Equity	24.75	4.82
Non-US Equity Developed	13.50	5.19
Non-US Equity Emerging	6.75	5.98
Fixed Income/Global Bonds	19.00	2.24
Private Equity	12.00	7.49
Real Estate/Real Assets	17.00	3.70
Private Debt/Private Credit	5.00	5.64
Total	<u>100.00 %</u>	

Discount Rate - Total pension liability was calculated using the discount rate of 7.00%. The discount rate determination did not use a municipal bond rate. The projection of cash flows used to determine the discount rate assumed that employers would contribute the actuarially determined contribution rate of projected compensation over the remaining 21-year amortization period of the unfunded actuarial accrued liability. The actuarially determined contribution rate of fiscal year 2023 was 14%. Projected inflows from investment earnings were calculated using the long-term assumed investment rate of return, 7.00%. Based on those assumptions, the plan's fiduciary net position was projected to be available to make all future benefit payments of current plan members. Therefore, the long-term expected rate of return on pension plan investments was applied to all periods of projected benefits to determine the total pension liability. The annual money weighted rate of return, calculated as the internal rate of return on pension plan investments, for fiscal year 2023 was 6.90%.

Sensitivity of the District's Proportionate Share of the Net Pension Liability to Changes in the Discount Rate - Net pension liability is sensitive to changes in the discount rate, and to illustrate the potential impact the following table presents the net pension liability calculated using the discount rate of 7.00%, as well as what each plan's net pension liability would be if it were calculated using a discount rate that is one percentage point lower (6.00%), or one percentage point higher (8.00%) than the current rate.

	1% Decrease	Current Discount Rate	1% Increase
District's proportionate share of the net pension liability	\$ 6,836,694	\$ 4,632,068	\$ 2,775,088

**LOGAN ELM LOCAL SCHOOL DISTRICT
PICKAWAY COUNTY, OHIO**

NOTES TO THE BASIC FINANCIAL STATEMENTS
FOR THE FISCAL YEAR ENDED JUNE 30, 2024

NOTE 13 - DEFINED BENEFIT PENSION PLANS - (Continued)

Actuarial Assumptions - STRS

Key methods and assumptions used in the latest actuarial valuation, reflecting experience study results used in the June 30, 2023 and June 30, 2022, actuarial valuation are presented below:

	June 30, 2023	June 30, 2022
Inflation	2.50%	2.50%
Projected salary increases	Varies by service from 2.50% to 8.50%	Varies by service from 2.50% to 8.50%
Investment rate of return	7.00%, net of investment expenses, including inflation	7.00%, net of investment expenses, including inflation
Discount rate of return	7.00%	7.00%
Payroll increases	3.00%	3.00%
Cost-of-living adjustments (COLA)	0.00%	0.00%

For the June 30, 2023 actuarial valuation, post-retirement mortality rates are based on the Pub-2010 Teachers Healthy Annuitant Mortality Table, adjusted 110% for males, projected forward generationally using mortality improvement scale MP-2020. Pre-retirement mortality rates are based on Pub-2010 Teachers Employee Table adjusted 95% for females, projected forward generationally using mortality improvement scale MP-2020. Post-retirement disabled mortality rates are based on Pub-2010 Teachers Disabled Annuitant Table projected forward generationally using mortality improvement scale MP-2020.

For the prior measurement date, post-retirement mortality rates are based on the Pub-2010 Teachers Healthy Annuitant Mortality Table, adjusted 110% for males, projected forward generationally using mortality improvement scale MP-2020. Pre-retirement mortality rates are based on Pub-2010 Teachers Employee Table adjusted 95% for females, projected forward generationally using mortality improvement scale MP-2020. Post-retirement disabled mortality rates are based on Pub-2010 Teachers Disable Annuitant Table projected forward generationally using mortality improvement scale MP-2020.

Actuarial assumptions used in the June 30, 2023 valuation are based on the results of an actuarial experience study for the period July 1, 2015 through June 30, 2021. An actuarial experience study is done on a quinquennial basis.

STRS' investment consultant develops an estimate range for the investment return assumption based on the target allocation adopted by the Retirement Board. The target allocation and long-term expected rate of return for each major asset class are summarized as follows:

Asset Class	Target Allocation*	Long-Term Expected Real Rate of Return **
Domestic Equity	26.00 %	6.60 %
International Equity	22.00	6.80
Alternatives	19.00	7.38
Fixed Income	22.00	1.75
Real Estate	10.00	5.75
Liquidity Reserves	1.00	1.00
Total	<u>100.00 %</u>	

* Final target weights reflected at October 1, 2022.

**LOGAN ELM LOCAL SCHOOL DISTRICT
PICKAWAY COUNTY, OHIO**

NOTES TO THE BASIC FINANCIAL STATEMENTS
FOR THE FISCAL YEAR ENDED JUNE 30, 2024

NOTE 13 - DEFINED BENEFIT PENSION PLANS - (Continued)

**10-Year annualized geometric nominal returns, which include the real rate of return and inflation of 2.25% and is net of investment expenses. Over a 30-year period, STRS’ investment consultant indicates that the above target allocations should generate a return above the actuarial rate of return, without net value added by management.

Discount Rate - The discount rate used to measure the total pension liability was 7.00% as of June 30, 2023. The projection of cash flows used to determine the discount rate assumes that member and employer contributions will be made at the statutory contribution rates in accordance with the rates described previously. For this purpose, only employer contributions that are intended to fund benefits of current plan members and their beneficiaries are included. Based on those assumptions, STRS’ fiduciary net position was projected to be available to make all projected future benefit payments to current plan members as of June 30, 2023. Therefore, the long-term expected rate of return on pension plan investments of 7.00% was applied to all periods of projected benefit payments to determine the total pension liability as of June 30, 2023.

Sensitivity of the District's Proportionate Share of the Net Pension Liability to Changes in the Discount Rate - The following table represents the net pension liability as of June 30, 2023, calculated using the current period discount rate assumption of 7.00%, as well as what the net pension liability would be if it were calculated using a discount rate that is one percentage point lower (6.00%) or one percentage point higher (8.00%) than the current assumption:

	1% Decrease	Current Discount Rate	1% Increase
District's proportionate share of the net pension liability	\$ 26,665,987	\$ 17,340,588	\$ 9,453,853

Assumption and Benefit Changes Since the Prior Measurement Date - The discount rate remained at 7.00% for June 30, 2023 valuation. Demographic assumptions were changed based on the actuarial experience study for the period July 1, 2015 through June 30, 2021.

NOTE 14 - DEFINED BENEFIT OPEB PLANS

Net OPEB Liability/Asset

See Note 13 for a description of the net OPEB liability (asset).

Plan Description - School Employees Retirement System (SERS)

Health Care Plan Description - The District contributes to the SERS Health Care Fund, administered by SERS for non-certificated retirees and their beneficiaries. For GASB 75 purposes, this plan is considered a cost-sharing other postemployment benefit (OPEB) plan. SERS’ Health Care Plan provides healthcare benefits to eligible individuals receiving retirement, disability, and survivor benefits, and to their eligible dependents. Members who retire after June 1, 1986, need 10 years of service credit, exclusive of most types of purchased credit, to qualify to participate in SERS’ health care coverage. In addition to age and service retirees, disability benefit recipients and beneficiaries who are receiving monthly benefits due to the death of a member or retiree, are eligible for SERS’ health care coverage. Most retirees and dependents choosing SERS’ health care coverage are over the age of 65 and therefore enrolled in a fully insured Medicare Advantage plan; however, SERS maintains a traditional, self-insured preferred provider organization for its non-Medicare retiree population. For both groups, SERS offers a self-insured prescription drug program. Health care is a benefit that is permitted, not mandated, by statute. The financial report of the Plan is included in the SERS Annual Comprehensive Financial Report which can be obtained on SERS’ website at www.ohsers.org under Employers/Audit Resources.

**LOGAN ELM LOCAL SCHOOL DISTRICT
PICKAWAY COUNTY, OHIO**

NOTES TO THE BASIC FINANCIAL STATEMENTS
FOR THE FISCAL YEAR ENDED JUNE 30, 2024

NOTE 14 - DEFINED BENEFIT OPEB PLANS - (Continued)

Access to health care for retirees and beneficiaries is permitted in accordance with Section 3309 of the Ohio Revised Code. The Health Care Fund was established and is administered in accordance with Internal Revenue Code Section 105(e). SERS' Retirement Board reserves the right to change or discontinue any health plan or program. Active employee members do not contribute to the Health Care Plan. The SERS Retirement Board established the rules for the premiums paid by the retirees for health care coverage for themselves and their dependents or for their surviving beneficiaries. Premiums vary depending on the plan selected, qualified years of service, Medicare eligibility, and retirement status.

Funding Policy - State statute permits SERS to fund the health care benefits through employer contributions. Each year, after the allocation for statutorily required pensions and benefits, the Retirement Board may allocate the remainder of the employer contribution of 14% of covered payroll to the Health Care Fund in accordance with the funding policy. For the fiscal year ended June 30, 2024, SERS did not allocate any employer contributions to post-employment health care. An additional health care surcharge on employers is collected for employees earning less than an actuarially determined minimum compensation amount, pro-rated if less than a full year of service credit was earned. For fiscal year 2024, this amount was \$30,000. Statutes provide that no employer shall pay a health care surcharge greater than 2% of that employer's SERS-covered payroll; nor may SERS collect in aggregate more than 1.5% of the total statewide SERS-covered payroll for the health care surcharge. For fiscal year 2024, the District's surcharge obligation was \$61,974.

The surcharge added to the allocated portion of the 14% employer contribution rate is the total amount assigned to the Health Care Fund. The District's contractually required contribution to SERS was \$61,974 for fiscal year 2024. Of this amount, \$61,974 is reported as intergovernmental payable.

Plan Description - State Teachers Retirement System (STRS)

Plan Description - The State Teachers Retirement System of Ohio (STRS) administers a cost-sharing Health Plan administered for eligible retirees who participated in the defined benefit or combined pension plans offered by STRS. Ohio law authorizes STRS to offer this plan. Benefits include hospitalization, physicians' fees, prescription drugs and partial reimbursement of monthly Medicare Part B premiums. The Medicare Part B monthly reimbursement elimination date was postponed indefinitely. The Plan is included in the report of STRS which can be obtained by visiting www.strsoh.org or by calling (888) 227-7877.

Funding Policy - Ohio Revised Code Chapter 3307 authorizes STRS to offer the Plan and gives the Retirement Board discretionary authority over how much, if any, of the health care costs will be absorbed by STRS. Active employee members do not contribute to the Health Care Plan. Nearly all health care plan enrollees, for the most recent year, pay a portion of the health care costs in the form of a monthly premium. Under Ohio law, funding for post-employment health care may be deducted from employer contributions, currently 14% of covered payroll. For the fiscal year ended June 30, 2024, STRS did not allocate any employer contributions to post-employment health care.

Net OPEB Liabilities/Assets, OPEB Expense, and Deferred Outflows of Resources and Deferred Inflows of Resources Related to OPEB

The net OPEB liability/asset was measured as of June 30, 2023, and the total OPEB liability/asset used to calculate the net OPEB liability/asset was determined by an actuarial valuation as of that date. The District's proportion of the net OPEB liability/asset was based on the District's share of contributions to the respective retirement systems relative to the contributions of all participating entities.

**LOGAN ELM LOCAL SCHOOL DISTRICT
PICKAWAY COUNTY, OHIO**

NOTES TO THE BASIC FINANCIAL STATEMENTS
FOR THE FISCAL YEAR ENDED JUNE 30, 2024

NOTE 14 - DEFINED BENEFIT OPEB PLANS - (Continued)

Following is information related to the proportionate share and OPEB expense:

	<u>SERS</u>	<u>STRS</u>	<u>Total</u>
Proportion of the net OPEB liability/asset prior measurement date	0.082637800%	0.079505170%	
Proportion of the net OPEB liability/asset current measurement date	<u>0.086273500%</u>	<u>0.080523050%</u>	
Change in proportionate share	<u>0.003635700%</u>	<u>0.001017880%</u>	
Proportionate share of the net OPEB liability	\$ 1,421,308	\$ -	\$ 1,421,308
Proportionate share of the net OPEB asset	\$ -	\$ (1,566,062)	\$ (1,566,062)
OPEB expense	\$ (135,741)	\$ (87,488)	\$ (223,229)

At June 30, 2024, the District reported deferred outflows of resources and deferred inflows of resources related to OPEB from the following sources:

	<u>SERS</u>	<u>STRS</u>	<u>Total</u>
Deferred outflows of resources			
Differences between expected and actual experience	\$ 2,959	\$ 2,441	\$ 5,400
Net difference between projected and actual earnings on OPEB plan investments	11,015	2,798	13,813
Changes of assumptions	480,587	230,706	711,293
Difference between employer contributions and proportionate share of contributions/change in proportionate share	167,161	6,368	173,529
Contributions subsequent to the measurement date	<u>61,974</u>	<u>-</u>	<u>61,974</u>
Total deferred outflows of resources	<u>\$ 723,696</u>	<u>\$ 242,313</u>	<u>\$ 966,009</u>
Deferred inflows of resources			
Differences between expected and actual experience	\$ 733,025	\$ 238,865	\$ 971,890
Changes of assumptions	403,663	1,033,267	1,436,930
Difference between employer contributions and proportionate share of contributions/change in proportionate share	<u>48,282</u>	<u>3,860</u>	<u>52,142</u>
Total deferred inflows of resources	<u>\$ 1,184,970</u>	<u>\$ 1,275,992</u>	<u>\$ 2,460,962</u>

\$61,974 reported as deferred outflows of resources related to OPEB resulting from District contributions subsequent to the measurement date will be recognized as a reduction of the net OPEB liability/asset in the fiscal year ending June 30, 2025.

**LOGAN ELM LOCAL SCHOOL DISTRICT
PICKAWAY COUNTY, OHIO**

NOTES TO THE BASIC FINANCIAL STATEMENTS
FOR THE FISCAL YEAR ENDED JUNE 30, 2024

NOTE 14 - DEFINED BENEFIT OPEB PLANS - (Continued)

Other amounts reported as deferred outflows of resources and deferred inflows of resources related to OPEB will be recognized in OPEB expense as follows:

	SERS	STRS	Total
Fiscal Year Ending June 30:			
2025	\$ (196,251)	\$ (455,345)	\$ (651,596)
2026	(172,156)	(209,759)	(381,915)
2027	(95,842)	(80,914)	(176,756)
2028	(54,532)	(109,607)	(164,139)
2029	(41,889)	(100,512)	(142,401)
Thereafter	37,422	(77,542)	(40,120)
Total	\$ (523,248)	\$ (1,033,679)	\$ (1,556,927)

Actuarial Assumptions - SERS

The total OPEB liability is determined by SERS' actuaries in accordance with GASB Statement No. 74, as part of their annual actuarial valuation for each retirement plan. Actuarial valuations of an ongoing plan involve estimates of the value of reported amounts (e.g., salaries, credited service) and assumptions about the probability of occurrence of events far into the future (e.g., mortality, disabilities, retirements, employment terminations). Actuarially determined amounts are subject to continual review and potential modifications, as actual results are compared with past expectations and new estimates are made about the future.

Projections of benefits for financial reporting purposes are based on the substantive plan (the plan as understood by the employers and plan members) and include the types of benefits provided at the time of each valuation and the historical pattern of sharing benefit costs between the employers and plan members to that point. The projection of benefits for financial reporting purposes does not explicitly incorporate the potential effects of legal or contractual funding limitations.

Actuarial calculations reflect a long-term perspective. For a newly hired employee, actuarial calculations will take into account the employee's entire career with the employer and also take into consideration the benefits, if any, paid to the employee after termination of employment until the death of the employee and any applicable contingent annuitant. In many cases, actuarial calculations reflect several decades of service with the employer and the payment of benefits after termination.

**LOGAN ELM LOCAL SCHOOL DISTRICT
PICKAWAY COUNTY, OHIO**

NOTES TO THE BASIC FINANCIAL STATEMENTS
FOR THE FISCAL YEAR ENDED JUNE 30, 2024

NOTE 14 - DEFINED BENEFIT OPEB PLANS - (Continued)

Key methods and assumptions used in calculating the total OPEB liability in the latest actuarial valuation date of June 30, 2023 and June 30, 2022 are presented below:

Wage inflation:	
Current measurement date	2.40%
Prior measurement date	2.40%
Future salary increases, including inflation:	
Current measurement date	3.25% to 13.58%
Prior measurement date	3.25% to 13.58%
Investment rate of return:	
Current measurement date	7.00% net of investment expense, including inflation
Prior measurement date	7.00% net of investment expense, including inflation
Municipal bond index rate:	
Current measurement date	3.86%
Prior measurement date	3.69%
Single equivalent interest rate, net of plan investment expense, including price inflation:	
Current measurement date	4.27%
Prior measurement date	4.08%
Medical trend assumption:	
Current measurement date	6.75 to 4.40%
Prior measurement date	7.00 to 4.40%

In 2023, the following mortality assumptions were used:

Healthy Retirees - PUB-2010 General Employee Amount Weighted Below Median Healthy Retiree mortality table projected to 2017 with ages set forward 1 year and adjusted 94.20% for males and set forward 2 years and adjusted 81.35% for females

Disabled Retirees - PUB-2010 General Disabled Retiree mortality table projected to 2017 with ages set forward 5 years and adjusted 103.3% for males and set forward 3 years and adjusted 106.8% for females.

Contingent Survivors - PUB-2010 General Amount Weighted Below Median Contingent Survivor mortality table projected to 2017 with ages set forward 1 year and adjusted 105.5% for males and adjusted 122.5% for females.

Actives - PUB-2010 General Amount Weighted Below Median Employee mortality table.

Mortality Projection - Mortality rates are projected using a fully generational projection with Scale MP-2020.

In the prior measurement date, mortality rates were based on the PUB-2010 General Employee Amount Weighted Below Median Healthy Retiree mortality table projected to 2017 with ages set forward 1 year and adjusted 94.20% for males and set forward 2 years and adjusted 81.35% for females. Mortality among disabled members were based upon the PUB-2010 General Disabled Retiree mortality table projected to 2017 with ages set forward 5 years and adjusted 103.3% for males and set forward 3 years and adjusted 106.8% for females. Future improvement in mortality rates is reflected by applying the MP-2020 projection scale generationally.

**LOGAN ELM LOCAL SCHOOL DISTRICT
PICKAWAY COUNTY, OHIO**

NOTES TO THE BASIC FINANCIAL STATEMENTS
FOR THE FISCAL YEAR ENDED JUNE 30, 2024

NOTE 14 - DEFINED BENEFIT OPEB PLANS - (Continued)

The most recent experience study was completed for the five-year period ended June 30, 2020.

The long-term expected rate of return is reviewed as part of the regular experience studies prepared every five years for SERS. The most recent five-year experience study was performed for the period covering fiscal years 2016 through 2020, and was adopted by the Board on April 15, 2021. Several factors are considered in evaluating the long-term rate of return assumption including long-term historical data, estimates inherent in current market data, and a long-normal distribution analysis in which best estimate ranges of expected future real rates of return (expected return, net of investment expense and inflation) were developed by the investment consultant for each major asset class. These ranges were combined to produce the long-term expected rate of return, 7.00%, by weighting the expected future real rates of return by the target asset allocation percentage and then adding expected inflation. The assumption is intended to be a long-term assumption and is not expected to change absent a significant change in the asset allocation, a change in the inflation assumption, or a fundamental change in the market that alters expected returns in future years.

The long-term expected nominal rate of return has been determined by calculating a weighted average of the expected real return premiums for each asset class, adding the projected inflation rate, and adding the expected return from rebalancing uncorrelated asset classes.

The target asset allocation and best estimates of arithmetic real rates of return for each major asset class are summarized as follows:

Asset Class	Target Allocation	Long-Term Expected Real Rate of Return
Cash	2.00 %	0.75 %
US Equity	24.75	4.82
Non-US Equity Developed	13.50	5.19
Non-US Equity Emerging	6.75	5.98
Fixed Income/Global Bonds	19.00	2.24
Private Equity	12.00	7.49
Real Estate/Real Assets	17.00	3.70
Private Debt/Private Credit	5.00	5.64
Total	<u>100.00 %</u>	

Discount Rate - The discount rate used to measure the total OPEB liability at June 30, 2023, was 4.27%. The discount rate used to measure total OPEB liability prior to June 30, 2023, was 4.08%. The projection of cash flows used to determine the discount rate assumed that contributions will be made from members and the System at the contribution rate of 1.50% of projected covered payroll each year, which includes a 1.50% payroll surcharge and no contributions from the basic benefits plan. Based on these assumptions, the OPEB plan’s fiduciary net position is projected to be depleted in 2048 by SERS' actuaries. The Fidelity General Obligation 20-year Municipal Bond Index Rate was used in the determination of the single equivalent interest rate for both the June 30, 2022 and the June 30, 2023 total OPEB liability. The Municipal Bond Index Rate is the single rate that will generate a present value of benefit payments equal to the sum of the present value determined by the long-term expected rate of return, and the present value determined by discounting those benefits after the date of depletion. The Municipal Bond Index Rate was 3.86% at June 30, 2023 and 3.69% at June 30, 2022.

Sensitivity of the District's Proportionate Share of the Net OPEB Liability to Changes in the Discount Rate and Changes in the Health Care Cost Trend Rates - The net OPEB liability is sensitive to changes in the discount rate and the health care cost trend rate. The following table presents the net OPEB liability, what the net OPEB liability would be if it were calculated using a discount rate that is 1 percentage point lower (3.27%) and higher (5.27%) than the current discount rate (4.27%). Also shown is what the net OPEB liability would be based on health care cost trend rates that are 1 percentage point lower (5.75% decreasing to 3.40%) and higher (7.75% decreasing to 5.40%) than the current rate (6.75% decreasing to 4.40%).

**LOGAN ELM LOCAL SCHOOL DISTRICT
PICKAWAY COUNTY, OHIO**

NOTES TO THE BASIC FINANCIAL STATEMENTS
FOR THE FISCAL YEAR ENDED JUNE 30, 2024

NOTE 14 - DEFINED BENEFIT OPEB PLANS - (Continued)

	<u>1% Decrease</u>	<u>Current Discount Rate</u>	<u>1% Increase</u>
District's proportionate share of the net OPEB liability	\$ 1,816,839	\$ 1,421,308	\$ 1,109,417
	<u>1% Decrease</u>	<u>Current Trend Rate</u>	<u>1% Increase</u>
District's proportionate share of the net OPEB liability	\$ 1,044,186	\$ 1,421,308	\$ 1,921,047

Actuarial Assumptions - STRS

Key methods and assumptions used in the latest actuarial valuation, reflecting experience study results used in the June 30, 2023 actuarial valuation, compared with June 30, 2022 actuarial valuation, are presented below:

	<u>June 30, 2023</u>		<u>June 30, 2022</u>	
Inflation	2.50%		2.50%	
Projected salary increases	Varies by service from 2.50% to 8.50%		Varies by service from 2.50% to 8.50%	
Investment rate of return	7.00%, net of investment expenses, including inflation		7.00%, net of investment expenses, including inflation	
Payroll increases	3.00%		3.00%	
Cost-of-living adjustments (COLA)	0.00%		0.00%	
Discount rate of return	7.00%		7.00%	
Blended discount rate of return	N/A		N/A	
Health care cost trends				
	Initial	Ultimate	Initial	Ultimate
Medical				
Pre-Medicare	7.50%	4.14%	7.50%	3.94%
Medicare	-10.94%	4.14%	-68.78%	3.94%
Prescription Drug				
Pre-Medicare	-11.95%	4.14%	9.00%	3.94%
Medicare	1.33%	4.14%	-5.47%	3.94%

Projections of benefits include the historical pattern of sharing benefit costs between the employers and retired plan members.

For the June 30, 2023 actuarial valuation, for healthy retirees the post-retirement mortality rates are based on the Pub-2010 Teachers Healthy Annuitant Mortality Table, adjusted 110% for males, projected forward generationally using mortality improvement scale MP-2020; pre-retirement mortality rates are based on Pub-2010 Teachers Employee Table adjusted 95% for females, projected forward generationally using mortality improvement scale MP-2020. For disabled retirees, mortality rates are based on the Pub-2010 Teachers Disabled Annuitant Table projected forward generationally using mortality improvement scale MP-2020.

**LOGAN ELM LOCAL SCHOOL DISTRICT
PICKAWAY COUNTY, OHIO**

NOTES TO THE BASIC FINANCIAL STATEMENTS
FOR THE FISCAL YEAR ENDED JUNE 30, 2024

NOTE 14 - DEFINED BENEFIT OPEB PLANS - (Continued)

For the prior measurement date, for healthy retirees the post-retirement mortality rates are based on the Pub-2010 Teachers Healthy Annuitant Mortality Table, adjusted 110% for males, projected forward generationally using mortality improvement scale MP-2020; pre-retirement mortality rates are based on Pub-2010 Teachers Employee Table adjusted 95% for females, projected forward generationally using mortality improvement scale MP-2020. For disabled retirees, mortality rates are based on the Pub-2010 Teachers Disabled Annuitant Table projected forward generationally using mortality improvement scale MP-2020.

Actuarial assumptions used in the June 30, 2023 valuation are based on the results of an actuarial experience study for the period July 1, 2015 through June 30, 2021. An actuarial experience study is done on a quinquennial basis.

Assumption Changes Since the Prior Measurement Date - The discount rate remained unchanged at 7.00% for the June 30, 2023 valuation.

Benefit Term Changes Since the Prior Measurement Date - Healthcare trends were updated to reflect emerging claims and recoveries experience as well as benefit changes effective January 1, 2024.

STRS' investment consultant develops an estimate range for the investment return assumption based on the target allocation adopted by the Retirement Board. The target allocation and long-term expected rate of return for each major asset class are summarized as follows:

Asset Class	Target Allocation*	Long-Term Expected Real Rate of Return **
Domestic Equity	26.00 %	6.60 %
International Equity	22.00	6.80
Alternatives	19.00	7.38
Fixed Income	22.00	1.75
Real Estate	10.00	5.75
Liquidity Reserves	1.00	1.00
Total	<u>100.00 %</u>	

* Final target weights reflected at October 1, 2022.

**10-Year annualized geometric nominal returns, which include the real rate of return and inflation of 2.25% and is net of investment expenses. Over a 30-year period, STRS' investment consultant indicates that the above target allocations should generate a return above the actuarial rate of return, without net value added by management.

Discount Rate - The discount rate used to measure the total OPEB liability was 7.00% as of June 30, 2023. The projection of cash flows used to determine the discount rate assumed STRS continues to allocate no employer contributions to the health care fund. Based on those assumptions, the OPEB plan's fiduciary net position was projected to be available to make all projected future benefit payments to current plan members as of June 30, 2023. Therefore, the long-term expected rate of return on health care fund investments of 7.00% was applied to all periods of projected health care costs to determine the total OPEB liability as of June 30, 2023.

Sensitivity of the District's Proportionate Share of the Net OPEB Asset to Changes in the Discount and Health Care Cost Trend Rate - The following table represents the net OPEB asset as of June 30, 2023, calculated using the current period discount rate assumption of 7.00%, as well as what the net OPEB asset would be if it were calculated using a discount rate that is one percentage point lower (6.00%) or one percentage point higher (8.00%) than the current assumption. Also shown is the net OPEB asset as if it were calculated using health care cost trend rates that are one percentage point lower or one percentage point higher than the current health care cost trend rates.

**LOGAN ELM LOCAL SCHOOL DISTRICT
PICKAWAY COUNTY, OHIO**

NOTES TO THE BASIC FINANCIAL STATEMENTS
FOR THE FISCAL YEAR ENDED JUNE 30, 2024

NOTE 14 - DEFINED BENEFIT OPEB PLANS - (Continued)

	1% Decrease	Current Discount Rate	1% Increase
District's proportionate share of the net OPEB asset	\$ 1,325,467	\$ 1,566,062	\$ 1,775,595
	1% Decrease	Current Trend Rate	1% Increase
District's proportionate share of the net OPEB asset	\$ 1,785,318	\$ 1,566,062	\$ 1,301,972

NOTE 15 - SET-ASIDES

The District is required by State law to annually set-aside certain general fund revenue amounts, as defined by statutory formula, for the acquisition and construction of capital improvements. Amounts not spent by the end of the fiscal year or offset by similarly restricted resources received during the year must be held in cash at fiscal year-end. This amount must be carried forward to be used for the same purpose in future years. Expenditures exceeding the set-aside requirement may not be carried forward to the next fiscal year.

The following cash-basis information describes the change in the fiscal year-end set-aside amount for capital improvements. Disclosure of this information is required by State statute.

	Capital Improvements
Set-aside balance June 30, 2023	\$ -
Current year set-aside requirement	352,700
Current year qualifying expenditures	(691,662)
Current year offsets	-
Total	\$ (338,962)
Balance carried forward to fiscal year 2025	\$ -
Set-aside balance June 30, 2024	\$ -

**LOGAN ELM LOCAL SCHOOL DISTRICT
PICKAWAY COUNTY, OHIO**

NOTES TO THE BASIC FINANCIAL STATEMENTS
FOR THE FISCAL YEAR ENDED JUNE 30, 2024

NOTE 16 - COMMITMENTS

- A. The District utilizes encumbrance accounting as part of its budgetary controls. Encumbrances outstanding at year-end are reported as part of restricted, committed, or assigned classifications of fund balance. At year end, the District's commitments for encumbrances in the governmental funds were as follows:

<u>Fund</u>	<u>Fiscal Year-End Encumbrances</u>
General	\$ 134,483
Classroom Facilities	1,012,873
Other Governmental	<u>1,644,317</u>
Total	<u>\$ 2,791,673</u>

- B. As of June 30, 2024, the District had the following contractual commitments outstanding related to various projects:

<u>Project/Contractor</u>	<u>Contract Amount</u>	<u>Amount Paid Through June 30, 2024</u>	<u>Remaining Contract Amount</u>
<i>New elementary/middle/high school</i>			
Fanning/Howey Associates	\$ 3,650,673	\$ 3,523,976	\$ 126,697
Motz Consulting Engineers, Inc.	271,759	245,820	25,939
Summit Construction	54,202,024	52,081,014	2,121,010
<i>McDowell middle school</i>			
Ameresco	1,100,468	991,876	108,592
Darby Creek Excavating	1,635,149	1,528,229	106,920
Damschroder Roofing	472,242	283,345	188,897
<i>Fieldhouse/athletics</i>			
Summit Construction	1,356,798	1,271,009	85,789
Darby Creek Excavating	137,500	85,000	52,500
Field Source	921,220	15,429	905,791

NOTE 17 - CONTINGENCIES

A. Grants

The District receives significant financial assistance from numerous federal, state, and local agencies in the form of grants. The disbursement of funds received under these programs generally requires compliance with terms and conditions specified in the grant agreements and are subject to audit by the grantor agencies. Any disallowed claims resulting from such audits could become a liability of the general fund or other applicable funds; however, in the opinion of management, any such disallowed claims will not have a material effect on the financial position of the District at June 30, 2024.

B. Litigation

The District is involved in no material litigation as either plaintiff or defendant.

**LOGAN ELM LOCAL SCHOOL DISTRICT
PICKAWAY COUNTY, OHIO**

**NOTES TO THE BASIC FINANCIAL STATEMENTS
FOR THE FISCAL YEAR ENDED JUNE 30, 2024**

NOTE 17 - CONTINGENCIES - (Continued)

C. Foundation Funding

Foundation funding is based on the annualized full-time equivalent (FTE) enrollment of each student. Traditional districts must comply with minimum hours of instruction, instead of a minimum number of school days each year. The funding formula the Ohio Department of Education and Workforce (ODEW) is legislatively required to follow will continue to adjust as enrollment information is updated by the District, which can extend past the fiscal year-end. As of the date of this report, ODE has finalized the impact of enrollment adjustments to the June 30, 2024 Foundation funding for the District, which did not result in a material receivable to, or liability of, the District.

NOTE 18 - COVID-19

The United States and the State of Ohio declared a state of emergency in March of 2020 due to the COVID-19 pandemic. Ohio's state of emergency ended in June 2021 while the national state of emergency ended in April 2023. During fiscal year 2024, the District received COVID-19 funding. The District will continue to spend available COVID-19 funding consistent with the applicable program guidelines.

NOTE 19 - SUBSEQUENT EVENT

On May 6, 2025, the voters will decide on a 1.53 mills renewal emergency levy in the sum of \$812,000. The levy would be for 5 years, commencing in 2025, first due in calendar year 2026. The voters will also decide on a 1.00% per annum income tax renewal levy. The levy would be for 5 years, commencing in 2026. Both levies are significant revenues to the District.

THIS SPACE INTENTIONALLY LEFT BLANK

THIS PAGE IS INTENTIONALLY LEFT BLANK

REQUIRED SUPPLEMENTARY INFORMATION

**LOGAN ELM LOCAL SCHOOL DISTRICT
PICKAWAY COUNTY, OHIO**

SCHEDULE OF REVENUES, EXPENDITURES AND CHANGES IN
FUND BALANCE - BUDGET AND ACTUAL (NON-GAAP BUDGETARY BASIS)
GENERAL FUND
FOR THE FISCAL YEAR ENDED JUNE 30, 2024

	<u>Budgeted Amounts</u>		<u>Actual Amounts Budgetary Basis</u>	<u>Variance with Final Budget - over (under) Actual Amounts</u>
	<u>Original</u>	<u>Final</u>		
Budgetary revenues and other financing sources	\$ 25,220,260	\$ 25,220,260	\$ 26,587,151	\$ 1,366,891
Budgetary expenditures and other financing uses	<u>23,295,751</u>	<u>25,555,751</u>	<u>25,519,839</u>	<u>(35,912)</u>
Net change in fund balance	1,924,509	(335,491)	1,067,312	1,402,803
Budgetary fund balance at beginning of year	13,964,729	13,964,729	13,964,729	-
Prior year encumbrances appropriated	<u>45,751</u>	<u>45,751</u>	<u>45,751</u>	<u>-</u>
Budgetary fund balance at end of year	<u><u>\$ 15,934,989</u></u>	<u><u>\$ 13,674,989</u></u>	<u><u>\$ 15,077,792</u></u>	<u><u>\$ 1,402,803</u></u>

SEE ACCOMPANYING NOTES TO THE REQUIRED SUPPLEMENTARY INFORMATION

**LOGAN ELM LOCAL SCHOOL DISTRICT
PICKAWAY COUNTY, OHIO**

SCHEDULES OF THE REQUIRED SUPPLEMENTARY INFORMATION

SCHEDULE OF THE DISTRICT'S PROPORTIONATE SHARE OF
THE NET PENSION LIABILITY AND
DISTRICT PENSION CONTRIBUTIONS
SCHOOL EMPLOYEES RETIREMENT SYSTEM (SERS) OF OHIO

LAST TEN FISCAL YEARS

Fiscal Year (1)	District's Proportion of the Net Pension Liability	District's Proportionate Share of the Net Pension Liability	District's Covered Payroll	District's Proportionate Share of the Net Pension Liability as a Percentage of its Covered Payroll	Plan Fiduciary Net Position as a Percentage of the Total Pension Liability
2024	0.08383050%	\$ 4,632,068	\$ 3,328,729	139.15%	76.06%
2023	0.08064140%	4,361,714	3,269,971	133.39%	75.82%
2022	0.08074060%	2,979,094	2,808,236	106.08%	82.86%
2021	0.07832450%	5,180,547	2,749,371	188.43%	68.55%
2020	0.07843580%	4,692,951	2,697,948	173.95%	70.85%
2019	0.07812440%	4,474,329	2,547,637	175.63%	71.36%
2018	0.07608300%	4,545,791	2,526,486	179.93%	69.50%
2017	0.07767810%	5,685,320	2,422,707	234.67%	62.98%
2016	0.07730620%	4,411,167	2,327,322	189.54%	69.16%
2015	0.08745800%	4,426,200	2,541,342	174.17%	71.70%

Fiscal Year	Contractually Required Contributions	Contributions in Relation to the Contractually Required Contributions	Contribution Deficiency (Excess)	District's Covered Payroll	Contributions as a Percentage of Covered Payroll
2024	\$ 522,523	\$ (522,523)	\$ -	\$ 3,732,307	14.00%
2023	466,022	(466,022)	-	3,328,729	14.00%
2022	457,796	(457,796)	-	3,269,971	14.00%
2021	393,153	(393,153)	-	2,808,236	14.00%
2020	384,912	(384,912)	-	2,749,371	14.00%
2019	364,223	(364,223)	-	2,697,948	13.50%
2018	343,931	(343,931)	-	2,547,637	13.50%
2017	353,708	(353,708)	-	2,526,486	14.00%
2016	339,179	(339,179)	-	2,422,707	14.00%
2015	306,741	(306,741)	-	2,327,322	13.18%

(1) Amounts presented for each fiscal year were determined as of the District's measurement date which is the prior year-end.

SEE ACCOMPANYING NOTES TO THE REQUIRED SUPPLEMENTARY INFORMATION

**LOGAN ELM LOCAL SCHOOL DISTRICT
PICKAWAY COUNTY, OHIO**

SCHEDULES OF THE REQUIRED SUPPLEMENTARY INFORMATION

SCHEDULE OF THE DISTRICT'S PROPORTIONATE SHARE OF
THE NET PENSION LIABILITY AND
DISTRICT PENSION CONTRIBUTIONS
STATE TEACHERS RETIREMENT SYSTEM (STRS) OF OHIO

LAST TEN FISCAL YEARS

Fiscal Year (1)	District's Proportion of the Net Pension Liability	District's Proportionate Share of the Net Pension Liability	District's Covered Payroll	District's Proportionate Share of the Net Pension Liability as a Percentage of its Covered Payroll	Plan Fiduciary Net Position as a Percentage of the Total Pension Liability
2024	0.08052305%	\$ 17,340,588	\$ 10,979,600	157.93%	80.02%
2023	0.07950517%	17,674,098	10,243,021	172.55%	78.88%
2022	0.07885505%	10,082,327	9,948,400	101.35%	87.78%
2021	0.07772226%	18,806,021	9,430,493	199.42%	75.48%
2020	0.07797500%	17,243,703	9,215,879	187.11%	77.40%
2019	0.07616043%	16,745,969	8,748,036	191.43%	77.31%
2018	0.07573909%	17,991,983	8,421,814	213.64%	75.30%
2017	0.76803950%	25,708,597	7,952,421	323.28%	66.80%
2016	0.07799642%	21,555,929	8,260,214	260.96%	72.10%
2015	0.07849527%	19,092,766	8,020,054	238.06%	74.70%

Fiscal Year	Contractually Required Contributions	Contributions in Relation to the Contractually Required Contributions	Contribution Deficiency (Excess)	District's Covered Payroll	Contributions as a Percentage of Covered Payroll
2024	\$ 1,573,959	\$ (1,573,959)	\$ -	\$ 11,242,564	14.00%
2023	1,537,144	(1,537,144)	-	10,979,600	14.00%
2022	1,434,023	(1,434,023)	-	10,243,021	14.00%
2021	1,392,776	(1,392,776)	-	9,948,400	14.00%
2020	1,320,269	(1,320,269)	-	9,430,493	14.00%
2019	1,290,223	(1,290,223)	-	9,215,879	14.00%
2018	1,224,725	(1,224,725)	-	8,748,036	14.00%
2017	1,179,054	(1,179,054)	-	8,421,814	14.00%
2016	1,113,339	(1,113,339)	-	7,952,421	14.00%
2015	1,156,430	(1,156,430)	-	8,260,214	14.00%

(1) Amounts presented for each fiscal year were determined as of the District's measurement date which is the prior year-end.

SEE ACCOMPANYING NOTES TO THE REQUIRED SUPPLEMENTARY INFORMATION

**LOGAN ELM LOCAL SCHOOL DISTRICT
PICKAWAY COUNTY, OHIO**

SCHEDULES OF THE REQUIRED SUPPLEMENTARY INFORMATION

SCHEDULE OF THE DISTRICT'S PROPORTIONATE SHARE OF
THE NET OPEB LIABILITY AND
DISTRICT OPEB CONTRIBUTIONS
SCHOOL EMPLOYEES RETIREMENT SYSTEM (SERS) OF OHIO

LAST EIGHT AND TEN FISCAL YEARS

Fiscal Year (1) (2)	District's Proportion of the Net OPEB Liability	District's Proportionate Share of the Net OPEB Liability	District's Covered Payroll	District's Proportionate Share of the Net OPEB Liability as a Percentage of its Covered Payroll	Plan Fiduciary Net Position as a Percentage of the Total OPEB Liability
2024	0.08627350%	\$ 1,421,308	\$ 3,328,729	42.70%	30.02%
2023	0.08263780%	1,160,243	3,269,971	35.48%	30.34%
2022	0.08334540%	1,577,380	2,808,236	56.17%	24.08%
2021	0.07932150%	1,723,916	2,749,371	62.70%	18.17%
2020	0.08029330%	2,019,208	2,697,948	74.84%	15.57%
2019	0.07906330%	2,193,430	2,547,637	86.10%	13.57%
2018	0.07714930%	2,070,485	2,526,486	81.95%	12.46%
2017	0.07874345%	2,244,480	2,422,707	92.64%	11.49%

Fiscal Year	Contractually Required Contributions	Contributions in Relation to the Contractually Required Contributions	Contribution Deficiency (Excess)	District's Covered Payroll	Contributions as a Percentage of Covered Payroll
2024	\$ 61,974	\$ (61,974)	\$ -	\$ 3,732,307	1.66%
2023	63,130	(63,130)	-	3,328,729	1.90%
2022	54,894	(54,894)	-	3,269,971	1.68%
2021	53,964	(53,964)	-	2,808,236	1.92%
2020	41,708	(41,708)	-	2,749,371	1.52%
2019	62,086	(62,086)	-	2,697,948	2.30%
2018	54,590	(54,590)	-	2,547,637	2.14%
2017	41,783	(41,783)	-	2,526,486	1.65%
2016	39,953	(39,953)	-	2,422,707	1.65%
2015	59,841	(59,841)	-	2,327,322	2.57%

(1) Amounts presented for each fiscal year were determined as of the District's measurement date which is the prior year-end.

(2) Information prior to 2017 is not available. Schedule is intended to show information for 10 years.
Additional years will be displayed as they become available.

SEE ACCOMPANYING NOTES TO THE REQUIRED SUPPLEMENTARY INFORMATION

**LOGAN ELM LOCAL SCHOOL DISTRICT
PICKAWAY COUNTY, OHIO**

SCHEDULES OF THE REQUIRED SUPPLEMENTARY INFORMATION

SCHEDULE OF THE DISTRICT'S PROPORTIONATE SHARE OF
THE NET OPEB LIABILITY/(ASSET) AND
DISTRICT OPEB CONTRIBUTIONS
STATE TEACHERS RETIREMENT SYSTEM (STRS) OF OHIO

LAST EIGHT AND TEN FISCAL YEARS

<u>Fiscal Year (1) (2)</u>	<u>District's Proportion of the Net OPEB Liability/(Asset)</u>	<u>District's Proportionate Share of the Net OPEB Liability/(Asset)</u>	<u>District's Covered Payroll</u>	<u>District's Proportionate Share of the Net OPEB Liability/(Asset) as a Percentage of its Covered Payroll</u>	<u>Plan Fiduciary Net Position as a Percentage of the Total OPEB Liability/(Asset)</u>
2024	0.08052305%	\$ (1,566,062)	\$ 10,979,600	14.26%	168.52%
2023	0.07950517%	(2,058,653)	10,243,021	20.10%	230.73%
2022	0.07885505%	(1,662,594)	9,948,400	16.71%	174.73%
2021	0.07772226%	(1,365,968)	9,430,493	14.48%	182.10%
2020	0.07797500%	(1,291,453)	9,215,879	14.01%	174.74%
2019	0.07616043%	(1,223,820)	8,748,036	13.99%	176.00%
2018	0.07573909%	2,955,060	8,421,814	35.09%	47.10%
2017	0.07680395%	4,107,495	7,952,421	51.65%	37.30%

<u>Fiscal Year</u>	<u>Contractually Required Contributions</u>	<u>Contributions in Relation to the Contractually Required Contributions</u>	<u>Contribution Deficiency (Excess)</u>	<u>District's Covered Payroll</u>	<u>Contributions as a Percentage of Covered Payroll</u>
2024	\$ -	\$ -	\$ -	\$ 11,242,564	0.00%
2023	-	-	-	10,979,600	0.00%
2022	-	-	-	10,243,021	0.00%
2021	-	-	-	9,948,400	0.00%
2020	-	-	-	9,430,493	0.00%
2019	-	-	-	9,215,879	0.00%
2018	-	-	-	8,748,036	0.00%
2017	-	-	-	8,421,814	0.00%
2016	-	-	-	7,952,421	0.00%
2015	-	-	-	8,260,214	0.00%

(1) Amounts presented for each fiscal year were determined as of the District's measurement date which is the prior year-end.

(2) Information prior to 2017 is not available. Schedule is intended to show information for 10 years.

Additional years will be displayed as they become available.

SEE ACCOMPANYING NOTES TO THE REQUIRED SUPPLEMENTARY INFORMATION

**LOGAN ELM LOCAL SCHOOL DISTRICT
PICKAWAY COUNTY, OHIO**

NOTES TO THE REQUIRED SUPPLEMENTARY INFORMATION
FOR THE FISCAL YEAR ENDED JUNE 30, 2024

NOTE 1 - BUDGETARY PROCESS

While reporting financial position, results of operations, and changes in fund balance on the basis of generally accepted accounting principles (GAAP), the budgetary basis as provided by law is based upon accounting for certain transactions on a basis of cash receipts and disbursements.

The statement of revenue, expenditures and changes in fund balance - budget and actual (non-GAAP budgetary basis) presented for the general fund is presented on the budgetary basis to provide a meaningful comparison of actual results with the budget. The major differences between the budget basis and the GAAP basis are that:

- (a) Revenues and other financing sources are recorded when received in cash (budget basis) as opposed to when susceptible to accrual (GAAP basis);
- (b) Expenditures and other financing uses are recorded when paid in cash (budget basis) as opposed to when the liability is incurred (GAAP basis);
- (c) In order to determine compliance with Ohio law, and to reserve that portion of the applicable appropriation, total outstanding encumbrances (budget basis) are recorded as the equivalent of an expenditure, as opposed to assigned or committed fund balance for that portion of outstanding encumbrances not already recognized as an account payable (GAAP basis); and
- (d) Some funds are included in the general fund (GAAP basis), but have separate legally adopted budgets (budget basis).

The adjustments necessary to convert the results of operations for the year on the budget basis to the GAAP basis is as follows:

Net Change in Fund Balance

	<u>General fund</u>
Budget basis	\$ 1,067,312
Net adjustment for revenue and other source accruals	652,751
Net adjustment for expenditure and other use accrual	60,696
Funds budgeted elsewhere	(164,380)
Adjustments for encumbrances	136,451
GAAP Basis	\$ 1,752,830

As part of Governmental Accounting Standards Board Statement No. 54, "Fund Balance Reporting", certain funds that are legally budgeted in separate special revenue funds are considered part of the general fund. This includes the public school support fund, self-insurance fund, and the employee benefits escrow fund.

**LOGAN ELM LOCAL SCHOOL DISTRICT
PICKAWAY COUNTY, OHIO**

NOTES TO THE REQUIRED SUPPLEMENTARY INFORMATION
FOR THE FISCAL YEAR ENDED JUNE 30, 2024

NOTE 2 - PENSIONS & OTHER POSTEMPLOYMENT BENEFITS (OPEB)

PENSION

SCHOOL EMPLOYEES RETIREMENT SYSTEM (SERS) OF OHIO

Change in benefit terms:

- There were no changes in benefit terms from the amounts reported for fiscal year 2015.
- There were no changes in benefit terms from the amounts reported for fiscal year 2016.
- There were no changes in benefit terms from the amounts reported for fiscal year 2017.
- For fiscal year 2018, SERS changed from a fixed 3% annual increase to a Cost of Living Adjustment (COLA) based on the changes in the Consumer Price Index (CPI-W), with a cap of 2.5% and a floor of 0%.
- For fiscal year 2019, with the authority granted the Board under Senate Bill 8, the Board has enacted a three year COLA delay for future benefit recipients commencing benefits on or after April 1, 2018.
- There were no changes in benefit terms from the amounts previously reported for fiscal year 2020.
- There were no changes in benefit terms from the amounts previously reported for fiscal year 2021.
- For fiscal year 2022, SERS changed from a Cost of Living Adjustment (COLA) of 2.5% to 2.0%.
- There were no changes in benefit terms from the amounts reported for fiscal year 2023.
- There were no changes in benefit terms from the amounts reported for fiscal year 2024.

Change in assumptions:

- There were no changes in methods and assumptions used in the calculation of actuarial determined contributions for fiscal year 2015.
- There were no changes in methods and assumptions used in the calculation of actuarial determined contributions for fiscal year 2016.
- For fiscal year 2017, the following changes of assumptions affected the total pension liability since the prior measurement date: (a) the assumed rate of inflation was reduced from 3.25% to 3.00%, (b) payroll growth assumption was reduced from 4.00% to 3.50%, (c) assumed real wage growth was reduced from 0.75% to 0.50%, (d) rates of withdrawal, retirement and disability were updated to reflect recent experience, (e) mortality among active members was updated to RP-2014 Blue Collar Mortality Table with fully generational projection and a five year age set-back for both males and females, (f) mortality among service retired members and beneficiaries was updated to the following RP-2014 Blue Collar Mortality Table with fully generational projection with Scale BB, 120% of male rates and 110% of female rates, (g) mortality among disabled members was updated to RP-2000 Disabled Mortality Table, 90% for male rates and 100% for female rates, set back five years is used for the period after disability retirement and (h) the discount rate was reduced from 7.75% to 7.50%.
- There were no changes in methods and assumptions used in the calculation of actuarial determined contributions for fiscal year 2018.
- There were no changes in methods and assumptions used in the calculation of actuarial determined contributions for fiscal year 2019.
- There were no changes in methods and assumptions used in the calculation of actuarial determined contributions for fiscal year 2020.
- There were no changes in methods and assumptions used in the calculation of actuarial determined contributions for fiscal year 2021.
- For fiscal year 2022, the following changes of assumptions affected the total pension liability since the prior measurement date: (a) wage inflation decreased from 3.00% to 2.40%, (b) future salary increases changed from 3.50%-18.20% to 3.25%-13.58%, (c) investment rate of return decreased from 7.50% to 7.00%, (d) discount rate decreased from 7.50% to 7.00% and (e) mortality tables changed from the RP-2014 Blue Collar mortality table to the PUB-2010 General Employee Amount Weighted Below Median Healthy Retiree mortality table.

**LOGAN ELM LOCAL SCHOOL DISTRICT
PICKAWAY COUNTY, OHIO**

NOTES TO THE REQUIRED SUPPLEMENTARY INFORMATION
FOR THE FISCAL YEAR ENDED JUNE 30, 2024

NOTE 2 - PENSIONS & OTHER POSTEMPLOYMENT BENEFITS (OPEB) - (Continued)

- There were no changes in methods and assumptions used in the calculation of actuarial determined contributions for fiscal year 2023.
- There were no changes in methods and assumptions used in the calculation of actuarial determined contributions for fiscal year 2024.

STATE TEACHERS RETIREMENT SYSTEM (STRS) OF OHIO

Change in benefit terms:

- There were no changes in benefit terms from the amounts reported for fiscal year 2015.
- There were no changes in benefit terms from the amounts reported for fiscal year 2016.
- There were no changes in benefit terms from the amounts reported for fiscal year 2017.
- For fiscal year 2018, STRS decreased the Cost of Living Adjustment (COLA) to zero.
- There were no changes in benefit terms from amounts previously reported for fiscal year 2019.
- There were no changes in benefit terms from amounts previously reported for fiscal year 2020.
- There were no changes in benefit terms from amounts previously reported for fiscal year 2021.
- There were no changes in benefit terms from amounts previously reported for fiscal year 2022.
- There were no changes in benefit terms from amounts previously reported for fiscal year 2023.
- There were no changes in benefit terms from amounts previously reported for fiscal year 2024.

Changes in assumptions:

- There were no changes in methods and assumptions used in the calculation of actuarial determined contributions for fiscal year 2015.
- There were no changes in methods and assumptions used in the calculation of actuarial determined contributions for fiscal year 2016.
- There were no changes in methods and assumptions used in the calculation of actuarial determined contributions for fiscal year 2017.
- For fiscal year 2018, the following changes of assumption affected the total pension liability since the prior measurement date: (a) the long-term expected rate of return was reduced from 7.75% to 7.45%, (b) the inflation assumption was lowered from 2.75% to 2.50%, (c) the payroll growth assumption was lowered to 3.00%, (d) total salary increases rate was lowered by decreasing the merit component of the individual salary increases, in addition to a decrease of 0.25% due to lower inflation, (e) the healthy and disabled mortality assumptions were updated to the RP-2014 mortality tables with generational improvement scale MP-2016 and (f) rates of retirement, termination and disability were modified to better reflect anticipated future experience.
- There were no changes in methods and assumptions used in the calculation of actuarial determined contributions for fiscal year 2019.
- There were no changes in methods and assumptions used in the calculation of actuarial determined contributions for fiscal year 2020.
- There were no changes in methods and assumptions used in the calculation of actuarial determined contributions for fiscal year 2021.
- For fiscal year 2022, the following changes of assumption affected the total pension liability since the prior measurement date: (a) the long-term expected rate of return was reduced from 7.45% to 7.00% and (b) the discount rate of return was reduced from 7.45% to 7.00%.
- For fiscal year 2023, the following changes of assumption affected the total pension liability since the prior measurement date: the projected salary increases went from 12.50% at age 20 to 2.50% at age 65 to varies by service from 2.50% to 8.50%.
- There were no changes in methods and assumptions used in the calculation of actuarial determined contributions for fiscal year 2024.

**LOGAN ELM LOCAL SCHOOL DISTRICT
PICKAWAY COUNTY, OHIO**

NOTES TO THE REQUIRED SUPPLEMENTARY INFORMATION
FOR THE FISCAL YEAR ENDED JUNE 30, 2024

NOTE 2 - PENSIONS & OTHER POSTEMPLOYMENT BENEFITS (OPEB) - (Continued)

OTHER POSTEMPLOYMENT BENEFITS (OPEB)

SCHOOL EMPLOYEES RETIREMENT SYSTEM (SERS) OF OHIO

Change in benefit terms:

- There were no changes in benefit terms from the amounts reported for fiscal year 2017.
- There were no changes in benefit terms from the amounts reported for fiscal year 2018.
- There were no changes in benefit terms from the amounts reported for fiscal year 2019.
- There were no changes in benefit terms from the amounts reported for fiscal year 2020.
- There were no changes in benefit terms from the amounts reported for fiscal year 2021.
- There were no changes in benefit terms from the amounts reported for fiscal year 2022.
- There were no changes in benefit terms from the amounts reported for fiscal year 2023.
- There were no changes in benefit terms from the amounts reported for fiscal year 2024.

Change in assumptions:

- There were no changes in methods and assumptions used in the calculation of actuarial determined contributions for fiscal year 2017.
- For fiscal year 2018, the following changes of assumptions affected the total OPEB liability since the prior measurement date: (a) assumed rate of inflation was reduced from 3.25% to 3.00%, (b) payroll growth assumption was reduced from 4.00% to 3.50%, (c) assumed real wage growth was reduced from 0.75% to 0.50%, (d) rates of withdrawal, retirement, and disability were updated to reflect recent experience, (e) mortality among active members was updated to the following: RP-2014 Blue Collar Mortality Table with fully generational projection and a five-year age set-back for both males and females, (f) mortality among service retired members and beneficiaries was updated to the following: RP-2014 Blue Collar Mortality Table with fully generational projection with Scale BB, 120% of male rates, and 110% of female rates, (g) mortality among disabled members was updated to the following: RP-2000 Disabled Mortality Table, 90% for male rates and 100% for female rates, set back five years is used for the period after disability retirement, (h) the municipal bond index rate increased from 2.92% to 3.56% and (i) the single equivalent interest rate, net of plan investment expense, including price inflation increased from 2.98% to 3.63%.
- For fiscal year 2019, the following changes of assumptions affected the total OPEB liability since the prior measurement date: (a) the discount rate increased from 3.63% to 3.70%, (b) the health care cost trend rates for Medicare were changed from a range of 5.50%-5.00% to a range of 5.375%-4.75% and Pre-Medicare were changed from a range of 7.50%-5.00% to a range of 7.25%-4.75%, (c) the municipal bond index rate increased from 3.56% to 3.62% and (d) the single equivalent interest rate, net of plan investment expense, including price inflation increased from 3.63% to 3.70%.
- For fiscal year 2020, the following changes of assumptions affected the total OPEB liability since the prior measurement date: (a) the discount rate decreased from 3.70% to 3.22%, (b) the health care cost trend rates for Medicare were changed from a range of 5.375%-4.75% to a range of 5.25%-4.75% and Pre-Medicare were changed from a range of 7.25%-4.75% to a range of 7.00%-4.75%, (c) the municipal bond index rate decreased from 3.62% to 3.13% and (d) the single equivalent interest rate, net of plan investment expense, including price inflation decreased from 3.70% to 3.22%.
- For fiscal year 2021, the following changes of assumptions affected the total OPEB liability since the prior measurement date: (a) the discount rate decreased from 3.22% to 2.63% and (b) the municipal bond index rate decreased from 3.13% to 2.45%, and (c) the single equivalent interest rate, net of plan investment expense, including price inflation decreased from 3.22% to 2.63%.

**LOGAN ELM LOCAL SCHOOL DISTRICT
PICKAWAY COUNTY, OHIO**

NOTES TO THE REQUIRED SUPPLEMENTARY INFORMATION
FOR THE FISCAL YEAR ENDED JUNE 30, 2024

NOTE 2 - PENSIONS & OTHER POSTEMPLOYMENT BENEFITS (OPEB) - (Continued)

- For fiscal year 2022, the following changes of assumptions affected the total OPEB liability since the prior measurement date: (a) wage inflation decreased from 3.00% to 2.40%, (b) future salary increases changed from 3.50%-18.20% to 3.25%-13.58%, (c) investment rate of return decreased from 7.50% to 7.00%, (d) discount rate decreased from 7.50% to 7.00% and (e) mortality tables changed from the RP-2014 Blue Collar mortality table to the PUB-2010 General Employee Amount Weighted Below Median Healthy Retiree mortality table.
- For fiscal year 2023, the following changes of assumptions affected the total OPEB liability since the prior measurement date: (a) municipal bond index rate went from 1.92% to 3.69%, (b) single equivalent interest rate when from 2.27% to 4.08% and (c) medical trend assumptions went from 5.125% to 4.40% Medicare and 6.75% to 4.40% Pre-Medicare to 7.00% to 4.40%.
- For fiscal year 2024, the following changes of assumptions affect the total OPEB liability since the prior measurement date: (a) municipal bond index rate went from 3.69% to 3.86%, (b) single equivalent interest rate when from 4.08% to 4.27% and (c) medical trend assumptions went from 7.00% to 4.40% to 6.75% to 4.40%.

STATE TEACHERS RETIREMENT SYSTEM (STRS) OF OHIO

Change in benefit terms:

- There were no changes in benefit terms from the amounts previously reported for fiscal year 2017.
- For fiscal year 2018, STRS reduced the subsidy multiplier for non-Medicare benefit recipients from 2.1% to 1.9% per year of service. Medicare Part B premium reimbursements were discontinued for certain survivors and beneficiaries and all remaining Medicare Part B premium reimbursements will be discontinued beginning January 2019.
- For fiscal year 2019, STRS increased the subsidy multiplier for non-Medicare benefit recipients from 1.9% to 1.944% per year of service effective January 1, 2019. The non-Medicare frozen subsidy base premium was increased January 1, 2019 and all remaining Medicare Part B premium reimbursements will be discontinued beginning January 1, 2020.
- For fiscal year 2020, STRS increased the subsidy percentage from 1.944% to 1.984% effective January 1, 2020. The Medicare subsidy percentages were adjusted effective January 1, 2021 to 2.1% for the Medicare plan. The Medicare Part B monthly reimbursement elimination date was postponed to January 1, 2021.
- For fiscal year 2021, the non-Medicare subsidy percentage was increased effective January 1, 2021 from 1.984% to 2.055% per year of service. The non-Medicare frozen subsidy base premium was increased effective January 1, 2021. The Medicare subsidy percentages were adjusted effective January 1, 2021 to 2.1% for the AMA Medicare plan. The Medicare Part B monthly reimbursement elimination date was postponed indefinitely.
- For fiscal year 2022, the non-Medicare subsidy percentage was increased effective January 1, 2022 from 2.055% to 2.100%. The non-Medicare frozen subsidy base premium was increased effective January 1, 2022. The Medicare Part D subsidy was updated to reflect it is expected to be negative in CY2022. The Part B monthly reimbursement elimination date was postponed indefinitely.
- There were no changes in benefit terms from the amounts previously reported for fiscal year 2023.
- There were no changes in benefit terms from the amounts previously reported for fiscal year 2024.

**LOGAN ELM LOCAL SCHOOL DISTRICT
PICKAWAY COUNTY, OHIO**

NOTES TO THE REQUIRED SUPPLEMENTARY INFORMATION
FOR THE FISCAL YEAR ENDED JUNE 30, 2024

NOTE 2 - PENSIONS & OTHER POSTEMPLOYMENT BENEFITS (OPEB) - (Continued)

Change in assumptions:

- There were no changes in methods and assumptions used in the calculation of actuarial determined contributions for fiscal year 2017.
- For fiscal year 2018, the following changes of assumptions affected the total OPEB liability since the prior measurement date: (a) the discount rate was increased from 3.26% to 4.13% based on the methodology defined under GASB Statement No. 74, Financial Reporting for Postemployment Benefit Plans Other Than Pension Plans (OPEB), (b) the long term expected rate of return was reduced from 7.75% to 7.45%, (c) valuation year per capita health care costs were updated, and the salary scale was modified, (d) the percentage of future retirees electing each option was updated based on current data and the percentage of future disabled retirees and terminated vested participants electing health coverage were decreased and (e) the assumed mortality, disability, retirement, withdrawal and future health care cost trend rates were modified along with the portion of rebated prescription drug costs.
- For fiscal year 2019, the following changes of assumptions affected the total OPEB liability/asset since the prior measurement date: (a) the discount rate was increased from the blended rate of 4.13% to the long-term expected rate of return of 7.45% based on the methodology defined under GASB Statement No. 74, Financial Reporting for Postemployment Benefit Plans Other Than Pension Plans (OPEB) and (b) decrease in health care cost trend rates from 6.00%-11.00% initial; 4.50% ultimate down to Medical Pre-Medicare 6.00% and Medicare 5.00% initial; 4.00% ultimate and Prescription Drug Pre-Medicare 8.00% and Medicare (5.23%) initial; 4.00% ultimate.
- For fiscal year 2020, health care cost trend rates were changed to the following: medical pre-Medicare from 6.00% initial - 4.00% ultimate down to 5.87% initial - 4.00% ultimate; medical Medicare from 5.00% initial - 4.00% ultimate down to 4.93% initial - 4.00% ultimate; prescription drug pre-Medicare from 8.00% initial - 4.00% ultimate down to 7.73% initial - 4.00% ultimate and (5.23%) initial - 4.00% ultimate up to 9.62% initial - 4.00% ultimate.
- For fiscal year 2021, health care cost trend rates were changed to the following: medical pre-Medicare from 5.87% initial - 4.00% ultimate down to 5.00% initial - 4.00% ultimate; medical Medicare from 4.93% initial - 4.00% ultimate down to -6.69% initial - 4.00% ultimate; prescription drug pre-Medicare from 7.73% initial - 4.00% ultimate down to 6.50% initial - 4.00% ultimate; prescription drug Medicare from 9.62% initial - 4.00% ultimate up to 11.87% initial - 4.00% ultimate.
- For fiscal year 2022, the following changes of assumption affected the total OPEB liability since the prior measurement date: (a) the long-term expected rate of return was reduced from 7.45% to 7.00%, (b) the discount rate of return was reduced from 7.45% to 7.00% and (c) health care cost trend rates were changed to the following: medical Medicare from -6.69% initial - 4.00% ultimate down to -16.18% initial - 4.00% ultimate; prescription drug Medicare from 11.87% initial - 4.00% ultimate up to 29.98% initial - 4.00% ultimate.
- For fiscal year 2023, the following changes of assumption affected the total OPEB liability since the prior measurement date: (a) projected salary increase went from 12.50% at age 20 to 2.50% at age 65 to varies by services from 2.50% to 8.50% and (b) health care cost trend rates were changed to the following: Pre-Medicare from 5.00% initial - 4.00% ultimate to 7.50% initial - 3.94% ultimate; medical Medicare from -16.18% initial - 4.00% ultimate to -68.78% initial - 3.94% ultimate; prescription drug Pre-Medicare from 6.50% initial - 4.00% ultimate to 9.00% initial - 3.94% ultimate; Medicare from 29.98% initial - 4.00% ultimate to -5.47% initial - 3.94% ultimate.
- For fiscal year 2024, the following changes of assumption affected the total OPEB liability since the prior measurement date: (a) health care cost trend rates were changed to the following: Pre-Medicare from 7.50% initial - 3.94% ultimate to 7.50% initial - 4.14% ultimate; medical Medicare from -68.78% initial - 3.94% ultimate to -10.94% initial - 4.14% ultimate; prescription drug Pre-Medicare from 9.00% initial - 3.94% ultimate to -11.95% initial - 4.14% ultimate; Medicare from -5.47% initial - 3.94% ultimate to 1.33% initial - 4.14% ultimate.

THIS PAGE INTENTIONALLY LEFT BLANK

**LOGAN ELM LOCAL SCHOOL DISTRICT
PICKAWAY COUNTY**

**SCHEDULE OF EXPENDITURES OF FEDERAL AWARDS
FOR THE YEAR ENDED JUNE 30, 2024**

FEDERAL GRANTOR Pass Through Grantor Program / Cluster Title	Assistance Listing Number	Total Federal Expenditures
U.S. DEPARTMENT OF AGRICULTURE		
Passed Through Ohio Department of Education and Workforce		
<u>Child Nutrition Cluster:</u>		
Cash Assistance		
School Breakfast Program	10.553	\$79,692
Non-Cash Assistance (Food Distribution)		
National School Lunch Program - Food Donations	10.555	57,506
Cash Assistance		
National School Lunch Program	10.555	403,983
COVID-19 - National School Lunch Program	10.555	50,639
Total National School Lunch Program		<u>512,128</u>
Total Child Nutrition Cluster		<u>591,820</u>
Total U.S. Department of Agriculture		<u>591,820</u>
U.S. DEPARTMENT OF EDUCATION		
Passed Through Ohio Department of Education and Workforce		
<u>Special Education Cluster:</u>		
Special Education Grants to States (IDEA, Part B)	84.027A	<u>439,400</u>
Special Education Preschool Grants	84.173A	9,552
COVID-19 - Special Education Preschool Grants: ARP	84.173X	6,996
Total Special Education Preschool Grants		<u>16,548</u>
Total Special Education Cluster		<u>455,948</u>
Title I Grants to Local Educational Agencies: Improving Basic Programs	84.010A	<u>473,072</u>
Supporting Effective Instruction State Grants	84.367A	<u>67,221</u>
Student Support and Academic Enrichment Program	84.424A	<u>34,883</u>
Education Stabilization Fund		
COVID-19 Elementary and Secondary School Emergency Relief (ESSER II)	84.425D	15,816
COVID-19 - American Rescue Plan - Elementary and Secondary School Emergency Relief (ARP ESSER) Fund	84.425U	768,279
Total Education Stabilization Fund		<u>784,095</u>
Total U.S. Department of Education		<u>1,815,219</u>
Total Expenditures of Federal Awards		<u>\$2,407,039</u>

The accompanying notes are an integral part of this schedule.

**LOGAN ELM LOCAL SCHOOL DISTRICT
PICKAWAY COUNTY**

**NOTES TO THE SCHEDULE OF EXPENDITURES OF FEDERAL AWARDS
2 CFR 200.510(b)(6)
FOR THE YEAR ENDED JUNE 30, 2024**

NOTE 1 - BASIS OF PRESENTATION & SUMMARY OF SIGNIFICANT ACCOUNTING POLICIES

The accompanying Schedule of Expenditures of Federal Awards (the Schedule) includes the federal award activity of Logan Elm Local School District (the District) under programs of the federal government for the year ended June 30, 2024 and is prepared in accordance with the cash basis of accounting. The information on this Schedule is prepared in accordance with the requirements of Title 2 U.S. *Code of Federal Regulations* Part 200, *Uniform Administrative Requirements, Cost Principles, and Audit Requirements for Federal Awards* (Uniform Guidance). Because the Schedule presents only a selected portion of the operations of the District, it is not intended to and does not present the financial position or changes in net position of the District.

Expenditures reported on the Schedule are reported on the cash basis of accounting. Such expenditures are recognized following the cost principles contained in Uniform Guidance wherein certain types of expenditures may or may not be allowable or may be limited as to reimbursement.

NOTE 2 - INDIRECT COST RATE

CFR Section 200.414 of the Uniform Guidance allows a non-federal entity that has never received a negotiated indirect cost rate to charge a de minimis rate of 10% of modified total direct costs to indirect costs. The District has elected not to use the 10-percent de minimis indirect cost rate as allowed under the Uniform Guidance.

NOTE 3 - CHILD NUTRITION CLUSTER

The District commingles cash receipts from the U.S. Department of Agriculture with similar State grants. When reporting expenditures on this Schedule, the District assumes it expends federal monies first.

NOTE 4 - FOOD DONATION PROGRAM

The District reports commodities consumed on the Schedule at the fair value. The District allocated donated food commodities to the respective program that benefitted from the use of those donated food commodities.

OHIO AUDITOR OF STATE KEITH FABER



65 East State Street
Columbus, Ohio 43215
ContactUs@ohioauditor.gov
800-282-0370

INDEPENDENT AUDITOR'S REPORT ON INTERNAL CONTROL OVER FINANCIAL REPORTING AND ON COMPLIANCE AND OTHER MATTERS REQUIRED BY GOVERNMENT AUDITING STANDARDS

Logan Elm Local School District
Pickaway County
9579 Tarlton Road
Circleville, Ohio 43113

To the Board of Education:

We have audited, in accordance with the auditing standards generally accepted in the United States of America and the standards applicable to financial audits contained in *Government Auditing Standards* issued by the Comptroller General of the United States (*Government Auditing Standards*), the financial statements of the governmental activities, each major fund, and the aggregate remaining fund information of the Logan Elm Local School District, Pickaway County, Ohio (the District) as of and for the year ended June 30, 2024, and the related notes to the financial statements, which collectively comprise the District's basic financial statements and have issued our report thereon dated February 24, 2025.

Report on Internal Control Over Financial Reporting

In planning and performing our audit of the financial statements, we considered the District's internal control over financial reporting (internal control) as a basis for designing audit procedures that are appropriate in the circumstances for the purpose of expressing our opinions on the financial statements, but not for the purpose of expressing an opinion on the effectiveness of the District's internal control. Accordingly, we do not express an opinion on the effectiveness of the District's internal control.

A *deficiency in internal control* exists when the design or operation of a control does not allow management or employees, in the normal course of performing their assigned functions, to prevent, or detect and correct misstatements on a timely basis. A *material weakness* is a deficiency, or a combination of deficiencies, in internal control, such that there is a reasonable possibility that a material misstatement of the District's financial statements will not be prevented, or detected and corrected, on a timely basis. A *significant deficiency* is a deficiency, or a combination of deficiencies, in internal control that is less severe than a material weakness, yet important enough to merit attention by those charged with governance.

Our consideration of internal control was for the limited purpose described in the first paragraph of this section and was not designed to identify all deficiencies in internal control that might be material weaknesses or significant deficiencies and therefore, material weaknesses or significant deficiencies may exist that were not identified. We identified a certain deficiency in internal control, described in the accompanying schedule of findings as item 2024-001 that we consider to be a material weakness.

Report on Compliance and Other Matters

As part of obtaining reasonable assurance about whether the District's financial statements are free from material misstatement, we performed tests of its compliance with certain provisions of laws, regulations, contracts, and grant agreements, noncompliance with which could have a direct and material effect on the financial statements. However, providing an opinion on compliance with those provisions was not an objective of our audit and accordingly, we do not express such an opinion. The results of our tests disclosed no instances of noncompliance or other matters that are required to be reported under *Government Auditing Standards*.

District's Response to Finding

Government Auditing Standards requires the auditor to perform limited procedures on the District's response to the finding identified in our audit and described in the accompanying schedule of findings and corrective action plan. The District's response was not subjected to the other auditing procedures applied in the audit of the financial statements and, accordingly, we express no opinion on the response.

Purpose of This Report

The purpose of this report is solely to describe the scope of our testing of internal control and compliance and the results of that testing, and not to provide an opinion on the effectiveness of the District's internal control or on compliance. This report is an integral part of an audit performed in accordance with *Government Auditing Standards* in considering the District's internal control and compliance. Accordingly, this communication is not suitable for any other purpose.



Keith Faber
Auditor of State
Columbus, Ohio

February 24, 2025

OHIO AUDITOR OF STATE KEITH FABER



65 East State Street
Columbus, Ohio 43215
ContactUs@ohioauditor.gov
800-282-0370

INDEPENDENT AUDITOR'S REPORT ON COMPLIANCE WITH REQUIREMENTS APPLICABLE TO THE MAJOR FEDERAL PROGRAM AND ON INTERNAL CONTROL OVER COMPLIANCE REQUIRED BY THE UNIFORM GUIDANCE

Logan Elm Local School District
Pickaway County
9579 Tarlton Road
Circleville, Ohio 43113

To the Board of Education:

Report on Compliance for the Major Federal Program

Opinion on the Major Federal Program

We have audited Logan Elm Local School District's, Pickaway County, (the District) compliance with the types of compliance requirements identified as subject to audit in the U.S. Office of Management and Budget (OMB) *Compliance Supplement* that could have a direct and material effect on Logan Elm Local School District's major federal program for the year ended June 30, 2024. Logan Elm Local School District's major federal program is identified in the *Summary of Auditor's Results* section of the accompanying schedule of findings.

In our opinion, Logan Elm Local School District complied, in all material respects, with the compliance requirements referred to above that could have a direct and material effect on its major federal program for the year ended June 30, 2024.

Basis for Opinion on the Major Federal Program

We conducted our audit of compliance in accordance with auditing standards generally accepted in the United States of America (GAAS); the standards applicable to financial audits contained in *Government Auditing Standards* issued by the Comptroller General of the United States (*Government Auditing Standards*); and the audit requirements of Title 2 U.S. *Code of Federal Regulations* Part 200, *Uniform Administrative Requirements, Cost Principles, and Audit Requirements for Federal Awards* (Uniform Guidance). Our responsibilities under those standards and the Uniform Guidance are further described in the *Auditor's Responsibilities for the Audit of Compliance* section of our report.

We are required to be independent of the District and to meet our other ethical responsibilities, in accordance with relevant ethical requirements relating to our audit. We believe that the audit evidence we have obtained is sufficient and appropriate to provide a basis for our opinion on compliance for the major federal program. Our audit does not provide a legal determination of the District's compliance with the compliance requirements referred to above.

Responsibilities of Management for Compliance

The District's Management is responsible for compliance with the requirements referred to above and for the design, implementation, and maintenance of effective internal control over compliance with the requirements of laws, statutes, regulations, rules, and provisions of contracts or grant agreements applicable to the District's federal programs.

Auditor's Responsibilities for the Audit of Compliance

Our objectives are to obtain reasonable assurance about whether material noncompliance with the compliance requirements referred to above occurred, whether due to fraud or error, and express an opinion on the District's compliance based on our audit. Reasonable assurance is a high level of assurance but is not absolute assurance and therefore is not a guarantee that an audit conducted in accordance with GAAS, *Government Auditing Standards*, and the Uniform Guidance will always detect material noncompliance when it exists. The risk of not detecting material noncompliance resulting from fraud is higher than for that resulting from error, as fraud may involve collusion, forgery, intentional omissions, misrepresentations, or the override of internal control. Noncompliance with the compliance requirements referred to above is considered material, if there is a substantial likelihood that, individually or in the aggregate, it would influence the judgment made by a reasonable user of the report on compliance about the District's compliance with the requirements of the major federal program as a whole.

In performing an audit in accordance with GAAS, *Government Auditing Standards*, and the Uniform Guidance, we:

- exercise professional judgment and maintain professional skepticism throughout the audit.
- identify and assess the risks of material noncompliance, whether due to fraud or error, and design and perform audit procedures responsive to those risks. Such procedures include examining, on a test basis, evidence regarding the District's compliance with the compliance requirements referred to above and performing such other procedures as we considered necessary in the circumstances.
- obtain an understanding of the District's internal control over compliance relevant to the audit in order to design audit procedures that are appropriate in the circumstances and to test and report on internal control over compliance in accordance with the Uniform Guidance, but not for the purpose of expressing an opinion on the effectiveness of the District's internal control over compliance. Accordingly, no such opinion is expressed.

We are required to communicate with those charged with governance regarding, among other matters, the planned scope and timing of the audit and any significant deficiencies and material weaknesses in internal control over compliance that we identified during the audit.

Report on Internal Control Over Compliance

A deficiency in internal control over compliance exists when the design or operation of a control over compliance does not allow management or employees, in the normal course of performing their assigned functions, to prevent, or detect and correct, noncompliance with a type of compliance requirement of a federal program on a timely basis. *A material weakness in internal control over compliance* is a deficiency, or combination of deficiencies, in internal control over compliance, such that there is a reasonable possibility that material noncompliance with a type of compliance requirement of a federal program will not be prevented, or detected and corrected, on a timely basis. *A significant deficiency in internal control over compliance* is a deficiency, or a combination of deficiencies, in internal control over compliance with a type of compliance requirement of a federal program that is less severe than a material weakness in internal control over compliance, yet important enough to merit attention by those charged with governance.

Our consideration of internal control over compliance was for the limited purpose described in the *Auditor's Responsibilities for the Audit of Compliance* section above and was not designed to identify all deficiencies in internal control over compliance that might be material weaknesses or significant deficiencies in internal control over compliance. Given these limitations, during our audit we did not identify any deficiencies in internal control over compliance that we consider to be material weaknesses, as defined above. However, material weaknesses or significant deficiencies in internal control over compliance may exist that were not identified.

Our audit was not designed for the purpose of expressing an opinion on the effectiveness of internal control over compliance. Accordingly, no such opinion is expressed.

The purpose of this report on internal control over compliance is solely to describe the scope of our testing of internal control over compliance and the results of this testing based on the requirements of the Uniform Guidance. Accordingly, this report is not suitable for any other purpose.



Keith Faber
Auditor of State
Columbus, Ohio

February 24, 2025

THIS PAGE INTENTIONALLY LEFT BLANK

**LOGAN ELM LOCAL SCHOOL DISTRICT
PICKAWAY COUNTY**

**SCHEDULE OF FINDINGS
2 CFR § 200.515
JUNE 30, 2024**

1. SUMMARY OF AUDITOR'S RESULTS

(d)(1)(i)	Type of Financial Statement Opinion	Unmodified
(d)(1)(ii)	Were there any material weaknesses in internal control reported at the financial statement level (GAGAS)?	Yes
(d)(1)(ii)	Were there any significant deficiencies in internal control reported at the financial statement level (GAGAS)?	No
(d)(1)(iii)	Was there any reported material noncompliance at the financial statement level (GAGAS)?	No
(d)(1)(iv)	Were there any material weaknesses in internal control reported for major federal programs?	No
(d)(1)(iv)	Were there any significant deficiencies in internal control reported for major federal programs?	No
(d)(1)(v)	Type of Major Programs' Compliance Opinion	Unmodified
(d)(1)(vi)	Are there any reportable findings under 2 CFR § 200.516(a)?	No
(d)(1)(vii)	Major Programs (list):	Education Stabilization Fund - AL # 84.425
(d)(1)(viii)	Dollar Threshold: Type A/B Programs	Type A: > \$ 750,000 Type B: all others
(d)(1)(ix)	Low Risk Auditee under 2 CFR § 200.520?	Yes

LOGAN ELM LOCAL SCHOOL DISTRICT
PICKAWAY COUNTY

SCHEDULE OF FINDINGS
2 CFR § 200.515
JUNE 30, 2024
(continued)

**2. FINDINGS RELATED TO THE FINANCIAL STATEMENTS
REQUIRED TO BE REPORTED IN ACCORDANCE WITH GAGAS**

FINDING NUMBER 2024-001

Material Weakness - Financial Statement Presentation

In our audit engagement letter, as required by AU-C Section 210, Terms of Engagement, paragraph .06, management acknowledged its responsibility for the preparation and fair presentation of their financial statements; this responsibility includes designing, implementing and maintaining internal control relevant to preparing and fairly presenting financial statements free from material misstatement, whether due to fraud or error as discussed in AU-C Section 210 paragraphs .A14 & .A16. Governmental Accounting Standards Board (GASB) Cod. 1100 paragraph .101 states a governmental accounting system must make it possible both: (a) to present fairly and with full disclosure the funds and activities of the governmental unit in conformity with generally accepted accounting principles, and (b) to determine and demonstrate compliance with finance-related legal and contractual provisions.

The District does not have sufficient internal controls in place to help ensure transactions are properly classified on the financial statements. As a result, below are descriptions of the adjustments that were deemed material and required posting to the District's financial statements:

- We noted Retainage Payable and Cash in Segregated Accounts in the Classroom Facilities opinion unit were both understated by \$694,741, and Retainage Payable and Cash in Segregated Accounts in the Nonmajor Governmental Funds opinion unit were both overstated by the same amount.
- We noted Charges for Services and Sales Program Revenues in the Other Non-Instructional Services category were overstated by \$411,127, and Charges for Services and Sales Program Revenues in the Extracurricular Activities category were understated by the same amount.

These errors were posted to the District's financial statements.

By not ensuring proper financial statement presentation, the District cannot report accurate financial activity to its constituents.

We recommend the District implement additional procedures to provide assurance over the accuracy of information reported within the financial statements. Such procedures may include additional reviews of the financial statements including the notes to the financial statements by a member of management and an analytical comparison of the current year report to the prior year report for obvious errors or omissions.

Officials' Response: See Corrective Action Plan.

3. FINDINGS AND QUESTIONED COSTS FOR FEDERAL AWARDS

None noted.



Logan Elm Local School District

9579 Tarlton Road
Circleville, OH 43113
(740) 474-7501

CORRECTIVE ACTION PLAN 2 CFR § 200.511(c) June 30, 2024

Finding Number:

2024-001

Planned Corrective Action:

The financial misstatements were inadvertent mistakes by our CPA firm, not an intentional attempt to make results appear better than they were. Regardless, the Treasurer will do a more thorough review of draft financial statements before they are released to the public, including a comparison of each line item to the prior year to help uncover any mistakes. Arrangements have also been made for the partner assigned to our report at CPA firm to personally complete compilation next year.

Anticipated Completion Date:

11/1/2025

Responsible Contact Person:

Steve McAfee, Treasurer

THIS PAGE INTENTIONALLY LEFT BLANK

OHIO AUDITOR OF STATE KEITH FABER



LOGAN ELM LOCAL SCHOOL DISTRICT

PICKAWAY COUNTY

AUDITOR OF STATE OF OHIO CERTIFICATION

This is a true and correct copy of the report, which is required to be filed pursuant to Section 117.26, Revised Code, and which is filed in the Office of the Ohio Auditor of State in Columbus, Ohio.



Certified for Release 3/11/2025

65 East State Street, Columbus, Ohio 43215
Phone: 614-466-4514 or 800-282-0370

This report is a matter of public record and is available online at
www.ohioauditor.gov