

Bloom Vernon Local School District

Scioto County

Single Audit

July 1, 2004 Through June 30, 2005

Fiscal Year Audited Under GAGAS: 2005

**BALESTRA, HARR & SCHERER, CPAs, INC.**  
528 South West Street, P.O. Box 687  
Piketon, Ohio 45661

---

Telephone (740) 289-4131  
Fax (740) 289-4131, [www.bhscpas.com](http://www.bhscpas.com)





**Auditor of State  
Betty Montgomery**

Board of Education  
Bloom Vernon Local School District  
P. O. Box 237  
South Webster, Ohio 45682

We have reviewed the *Independent Auditor's Report* of the Bloom Vernon Local School District, Scioto County, prepared by Balestra, Harr & Scherer, CPAs, Inc., for the audit period July 1, 2004 through June 30, 2005. Based upon this review, we have accepted these reports in lieu of the audit required by Section 117.11, Revised Code. The Auditor of State did not audit the accompanying financial statements and, accordingly, we are unable to express, and do not express an opinion on them.

Our review was made in reference to the applicable sections of legislative criteria, as reflected by the Ohio Constitution, and the Revised Code, policies, procedures and guidelines of the Auditor of State, regulations and grant requirements. The Bloom Vernon Local School District is responsible for compliance with these laws and regulations.

A handwritten signature in cursive script that reads "Betty Montgomery".

BETTY MONTGOMERY  
Auditor of State

June 21, 2006

**This Page is Intentionally Left Blank.**

**Bloom Vernon Local School District**  
**Basic Financial Statements**  
**For the Fiscal Year Ended June 30, 2005**

TABLE OF CONTENTS

TITLE	PAGE
Independent Auditor’s Report.....	1
Management’s Discussion and Analysis.....	3
Basic Financial Statements:	
Government – Wide Financial Statements:	
Statement of Net Assets.....	13
Statement of Activities.....	14
Fund Financial Statements:	
Balance Sheet – Governmental Funds.....	15
Reconciliation of Total Governmental Fund Balances To Net Assets of Governmental Activities.....	16
Statement of Revenues, Expenditures, and Changes in Fund Balances – Governmental Funds.....	17
Reconciliation of the Statement of Revenues, Expenditures and Changes in Fund Balances of Governmental Funds to the Statement of Activities.....	18
Statement of Revenues, Expenditures and Changes in Fund Balances – Budget and Actual (Budget Basis) – General Fund.....	19
Statement of Fiduciary Assets and Liabilities – Agency Fund.....	20
Notes to the Basic Financial Statements.....	21
Schedule of Federal Awards Expenditures.....	50
Notes to the Schedule of Federal Awards Expenditures.....	51
Independent Auditor’s Report on Internal Control Over Financial Reporting And Compliance and Other Matters Based on an Audit of Financial Statements Performed in Accordance with <i>Government Auditing Standards</i> .....	52
Independent Accountant’s Report on Compliance with Requirements Applicable to Major Federal Programs and Internal Control Over Compliance in Accordance with OMB Circular A-133.....	54
Schedule of Findings – OMB Circular A-133 § 505.....	56

**This Page is Intentionally Left Blank.**

**BALESTRA, HARR & SCHERER, CPAS, INC.**  
528 South West Street, P.O. Box 687  
Piketon, Ohio 45661

---

Telephone (740) 289-4131  
Fax (740) 289-3639  
www.bhscpas.com

Member American Institute of Certified Public Accountants

Ohio Society of Certified Public Accountants

**INDEPENDENT AUDITOR'S REPORT**

Members of the Board  
Bloom Vernon Local School District  
P.O. Box 237  
South Webster, Ohio 45682

We have audited the accompanying financial statements of the governmental activities, each major fund, and the aggregate remaining fund information of the Bloom Vernon Local School District (the District), Scioto County, as of and for the year ended June 30, 2005, which collectively comprise the District's basic financial statements as listed in the table of contents. These financial statements are the responsibility of the District's management. Our responsibility is to express opinions on these financial statements based on our audit.

We conducted our audit in accordance with auditing standards generally accepted in the United States of America and the standards applicable to financial audits contained in *Government Auditing Standards*, issued by the Comptroller General of the United States. Those standards require that we plan and perform the audit to obtain reasonable assurance about whether the financial statements are free of material misstatement. An audit includes examining, on a test basis, evidence supporting the amounts and disclosures in the financial statements. An audit also includes assessing the accounting principles used and the significant estimates made by management, as well as evaluating the overall financial statement presentation. We believe that our audit provides a reasonable basis for our opinions.


In our opinion, the financial statements referred to above present fairly, in all material respects, the respective financial position of the governmental activities, each major fund, and the aggregate remaining fund information of the District, as of June 30, 2005, and the respective changes in financial position thereof, and the respective budgetary comparison for the general fund for the year then ended in conformity with accounting principles generally accepted in the United States of America.

In accordance with *Government Auditing Standards*, we have also issued our report dated March 22, 2006, on our consideration of the District's internal control over financial reporting and on our tests of its compliance with certain provisions of laws, regulations, contracts and grant agreements and other matters. The purpose of that report is to describe the scope of our testing of internal control over financial reporting and compliance and the results of that testing, and not to provide an opinion on the internal control over financial reporting or on compliance. That report is an integral part of an audit performed in accordance with *Government Auditing Standards* and should be considered in assessing the results of our audit.

The management's discussion and analysis on pages 3 through 12 is not a required part of the basic financial statements but is supplementary information required by the Governmental Accounting Standards Board. We have applied certain limited procedures, which consisted principally of inquiries of management regarding methods of measurement and presentation of the required supplementary information. However, we did not audit the information and express no opinion on it.

Our audit was conducted for the purpose of forming opinions on the financial statements that collectively comprise the District's basic financial statements. The accompanying schedule of federal awards expenditures is presented for purposes of additional analysis as required by the U.S. Office of Management and Budget Circular A-133, *Audits of States, Local Governments, and Non-Profit Organizations*, and is not a required part of the basic financial statements. Such information has been subjected to the auditing procedures applied in the audit of the basic financial statements and, in our opinion, is fairly stated in all material respects in relation to the basic financial statements taken as a whole.

As described in Note 3 to the basic financial statements, the District implemented Governmental Accounting Standards Board (GASB) Statement No. 40, *Deposit and Investment Risk Disclosures, an amendment of GASB Statement No.3*, Governmental Accounting Standards Board (GASB) Statement No. 46, *Net Assets Restricted by Enabling Legislation*, and Governmental Accounting Standards Board (GASB) Technical Bulletin 2004-002, *Recognition of Pension and Other Postemployment Benefit Expenditures/Expenses and Liability by Cost Sharing Employees*.

A handwritten signature in cursive script that reads "Balestra, Harr & Scherer". The signature is written in black ink on a light-colored background.

Balestra, Harr & Scherer, CPAs, Inc.

March 22, 2006



**BLOOM VERNON LOCAL SCHOOL DISTRICT**

*Management's Discussion and Analysis  
For the Fiscal Year Ended June 30, 2005  
Unaudited*

---

As management of the Bloom Vernon Local School District, we offer the readers of the School District's financial statements this narrative overview and analysis of the financial activities for the year ended June 30, 2005. We encourage readers to consider the information presented here in conjunction with the additional information that we have provided in the notes to the basic financial statements to enhance their understanding of the School District's performance.

**Financial Highlights**

Key financial highlights for 2005 are as follows:

Net assets of governmental activities decreased \$327,803. This is primarily due to current year depreciation of capital assets.

Total assets of governmental activities decreased by \$202,261. Capital assets decreased by \$617,550 due to current year depreciation and current year deletions of capital assets. Receivables and other current assets increased by \$415,289 due primarily to an increase in equity in pooled cash and cash equivalents resulting from increases in property tax revenue and State foundation revenue during 2005.

General revenues accounted for \$6,972,515 in revenue or 73 percent of total revenues. Program specific revenues in the form of charges for services, grants, contributions and interest accounted for \$2,622,157 or 27 percent of total revenues of \$9,594,672.

The School District had \$9,922,475 in expenses related to governmental activities; only \$2,622,157 of these expenses were offset by program specific charges for services, grants, contributions and interest. General revenues (primarily grants, entitlements and property taxes) of \$6,972,515 were not adequate to provide for these programs.

**Using the Basic Financial Statements**

This report consists of a series of financial statements and notes to those statements. These statements are organized so the reader can understand Bloom Vernon Local School District as a financial whole, an entire operating entity.

The Statement of Net Assets and Statement of Activities provide information about the activities of the whole School District, presenting both an aggregate view of the School District's finances and a longer-term view of those finances. Fund financial statements provide the next level of detail. For governmental funds, these statements tell how services were financed in the short-term as well as what remains for future spending. The fund financial statements also look at the School District's major funds with all other non-major funds presented in total in one column. The major funds for the Bloom Vernon Local School District are the General Fund and the Debt Service Fund.

**BLOOM VERNON LOCAL SCHOOL DISTRICT**

*Management's Discussion and Analysis  
For the Fiscal Year Ended June 30, 2005  
Unaudited*

---

**Reporting the School District as a Whole**

One of the most important questions asked about the School District is “How did we do financially during 2005?”

The Statement of Net Assets and the Statements of Activities, which appear first in the School District's financial statements, report information on the School District as a whole and its activities in a way that helps answer this question. These government-wide financial statements include all assets and liabilities using the accrual basis of accounting, which is similar to the accounting used by most private-sector companies. This basis of accounting takes into account all of the current year's revenues and expenses regardless of when cash is received or paid.

These two statements report the School District's net assets and changes in those assets. The change in net assets is important because it tells the reader that, for the School District as a whole, the financial position of the School District has improved or diminished. However, the School District's goal is to provide services to our students, not to generate profits as commercial entities do. One must consider many other non-financial factors, such as the School District's property tax base, current property tax laws in Ohio restricting revenue growth, required educational programs and other factors.

**Reporting the School District's Most Significant Funds**

**Fund Financial Statements**

The analysis of the School District's major funds begins on page 7. Fund financial reports provide detailed information about the School District's major funds. The School District uses many funds to account for a multitude of financial transactions. However, these fund financial statements focus on the School District's major funds.

**Governmental Funds** – Most of the School District's activities are reported in governmental funds, which focus on how money flows into and out of those funds and the balances left at year-end available for spending in future periods. These funds are reported using an accounting method called modified accrual accounting, which measures cash and all other financial assets that can readily be converted to cash. The governmental fund statements provide a detailed short-term view of the School District's general government operations and the basic services it provides. Governmental fund information helps determine whether there are more or fewer financial resources that can be spent in the near future to finance educational programs. The relationship (or difference) between governmental activities (reported in the Statement of Net Assets and the Statements of Activities) and governmental funds is reconciled in the financial statements.

**BLOOM VERNON LOCAL SCHOOL DISTRICT**

*Management's Discussion and Analysis*

*For the Fiscal Year Ended June 30, 2005*

*Unaudited*

**Fiduciary Fund** – The School District's only fiduciary fund is an agency fund. We exclude this activity from the School District's other financial statements because the School District cannot use these assets to finance its operations. Agency funds are custodial in nature (assets equal liabilities) and do not involve measurement of results of operations. Fiduciary funds use the accrual basis of accounting.

**The School District as a Whole**

Recall that the Statement of Net Assets provides the perspective of the School District as a whole.

Table 1 provides a summary of the School District's net assets for 2005 and 2004:

(Table 1)  
Net Assets

	<u>Governmental Activities</u>		Increase
	<u>2005</u>	<u>2004</u>	<u>(Decrease)</u>
<b>Assets</b>			
Current Assets	\$3,705,890	\$3,290,601	\$415,289
Capital Assets	19,753,918	20,371,468	(617,550)
Total Assets	<u>23,459,808</u>	<u>23,662,069</u>	<u>(202,261)</u>
<b>Liabilities</b>			
Long-Term Liabilities	1,322,445	1,410,518	(88,073)
Other Liabilities	2,048,934	1,835,319	213,615
Total Liabilities	<u>3,371,379</u>	<u>3,245,837</u>	<u>125,542</u>
<b>Net Assets</b>			
Invested in Capital Assets, Net of Related Debt	18,818,918	19,346,468	(527,550)
Restricted	978,086	801,563	176,523
Unrestricted	291,425	268,201	23,224
Total Net Assets	<u>\$20,088,429</u>	<u>\$20,416,232</u>	<u>(\$327,803)</u>

Total assets decreased by \$202,261. This was primarily due to a decrease of \$617,550 in capital assets and a significant increase of \$328,172 in equity in pooled cash and cash equivalents. The decrease in capital assets was due primarily to depreciation for fiscal year 2005. The increase in equity in pooled cash and cash equivalents is due primarily to an increase in property tax and State foundation revenues. Total liabilities increased \$125,542. Current liabilities increased by \$213,615 due primarily to increase in accounts payables. The increase in accounts payable of \$88,563, is due primarily to outstanding utility bills and bus maintenance service performed in June but not paid until after fiscal year-end. Long-term liabilities decreased by \$88,073 due to current year principal payments on outstanding debt issues.

**BLOOM VERNON LOCAL SCHOOL DISTRICT**

*Management's Discussion and Analysis*

*For the Fiscal Year Ended June 30, 2005*

*Unaudited*

Invested in Capital Assets, Net of Related Debt for governmental activities decreased by \$527,550 due to current year depreciation and the deletion of capital assets during the fiscal year. Restricted Net Assets for governmental activities increased by \$186,612 due primarily to an increase in State and federal grants.

Table 2, shows the highlights of the School District's revenues and expenses for fiscal years 2005 and 2004. These two main components are subtracted to yield the change in net assets. This table uses the full accrual method of accounting.

Revenue is further divided into two major components: Program Revenues and General Revenues. Program Revenues are defined as charges for services, operating and capital grants, contributions, and interest. General Revenues include property taxes, unrestricted grants, such as State foundation support, unrestricted contributions and donations, investment earnings and miscellaneous revenues.

Expenses are shown in programs that are easily identifiable utilizing the current Uniform School Accounting System (USAS) coding structure.

(Table 2)  
Change in Net Assets

	Governmental Activities 2005	2004	Increase (Decrease)
<b>Revenues</b>			
Program Revenues:			
Charges for Services	\$974,590	\$874,414	\$100,176
Operating Grants, Contributions and Interest	1,626,021	1,528,010	98,011
Capital Grants and Contributions	21,546	40,046	(18,500)
Total Program Revenues	<u>2,622,157</u>	<u>2,442,470</u>	<u>179,687</u>
General Revenues:			
Property Taxes	1,143,610	1,110,888	32,722
Grants and Entitlements not Restricted to Specific Programs	5,702,876	5,552,783	150,093
Gain on Sale of Capital Assets	620	0	620
Contributions and Donations	4,500	2,778	1,722
Investment Earnings	59,593	24,548	35,045
Miscellaneous	61,316	59,277	2,039
Total General Revenues	<u>6,972,515</u>	<u>6,750,274</u>	<u>222,241</u>
Total Revenues	<u>\$9,594,672</u>	<u>\$9,192,744</u>	<u>\$401,928</u>

(continued)

**BLOOM VERNON LOCAL SCHOOL DISTRICT**

*Management's Discussion and Analysis*

*For the Fiscal Year Ended June 30, 2005*

*Unaudited*

(Table 2)  
Change in Net Assets  
(continued)

	Governmental Activities 2005	2004	Increase (Decrease)
<b>Program Expenses</b>			
Instruction:			
Regular	\$3,984,515	\$3,693,265	\$291,250
Special	1,215,093	1,214,490	603
Vocational	89,598	76,486	13,112
Adult/Continuing	60,695	59,249	1,446
Support Services:			
Pupils	296,217	254,595	41,622
Instructional Staff	536,272	494,342	41,930
Board of Education	33,022	27,212	5,810
Administration	676,988	734,124	(57,136)
Fiscal	210,501	211,336	(835)
Business	39,460	18,183	21,277
Operation and Maintenance of Plant	1,219,806	1,018,520	201,286
Pupil Transportation	832,817	695,460	137,357
Central	36,308	35,663	645
Operation of Non-Instructional Services:			
Food Service Operations	436,318	420,766	15,552
Other	831	66,427	(65,596)
Extracurricular Activities	160,872	142,213	18,659
Intergovernmental	35,000	38,500	(3,500)
Interest and Fiscal Charges	58,162	64,291	(6,129)
Total Expenses	<u>9,922,475</u>	<u>9,265,122</u>	<u>657,353</u>
Decrease in Net Assets	(327,803)	(72,378)	(255,425)
Net Assets at Beginning of Year	<u>20,416,232</u>	<u>20,488,610</u>	<u>(72,378)</u>
Net Assets at End of Year	<u>\$20,088,429</u>	<u>\$20,416,232</u>	<u>(\$327,803)</u>

**Governmental Activities**

Grants and Entitlements not Restricted to Specific Programs made up 59 percent of revenues for governmental activities of the Bloom Vernon Local School District for fiscal year 2005. Property Tax revenue made up 12 percent of the total revenue for governmental activities for a total of 71 percent of all revenue coming from property taxes and grants and entitlements not restricted to specific programs.

**BLOOM VERNON LOCAL SCHOOL DISTRICT**

*Management's Discussion and Analysis  
For the Fiscal Year Ended June 30, 2005  
Unaudited*

Regular instruction comprises 40 percent of governmental program expenses. Support services expenses make up 39 percent of governmental expenses.

Grants and entitlements not restricted to specific programs increased \$150,093 due primarily to the increase in State foundation revenue. Charges for services increased \$100,176 due primarily to the increase in open enrollment. Operating grants and contributions increased \$98,011 due to additional State and federal grants

Regular instruction increased by \$291,250 due primarily to an increase in severance payments and general salaries over the prior fiscal year. Support services operation and maintenance of plant and pupil transportation increased by \$201,286 and \$137,357, respectively, due primarily to an increase in salaries.

The Statement of Activities shows the cost of program services and the charges for services and grants offsetting those services. In Table 3, the total cost of services column contains all costs related to the programs and the net cost column shows how much of the total amount is not covered by program revenues. Net costs are costs that must be covered by unrestricted State aid (State Foundation) or local taxes. The difference in these two columns would represent restricted grants, fees and donations.

(Table 3)  
Governmental Activities

	Total Cost of Services 2005	Total Cost of Services 2004	Net Cost of Services 2005	Net Cost of Services 2004
Instruction	\$5,349,901	\$4,727,730	\$3,368,023	\$3,026,101
Support Services	3,881,391	3,489,435	3,707,609	3,227,706
Operation of Non-Instructional Services	437,149	487,193	47,897	83,493
Extracurricular Activities	160,872	457,973	118,627	421,061
Intergovernmental	35,000	38,500	0	0
Interest and Fiscal Charges	58,162	64,291	58,162	64,291
Total Expenses	<u>\$9,922,475</u>	<u>\$9,265,122</u>	<u>\$7,300,318</u>	<u>\$6,822,652</u>

**The School District's Funds**

Information about the School District's major funds starts on page 14. These funds are accounted for using the modified accrual basis of accounting. All governmental funds had total revenues of \$9,540,144 and expenditures of \$9,408,785. The net change in fund balance for the year was most significant in the General Fund, an increase of \$91,281 due primarily to an increase in the monitoring of expenditures throughout the year, coupled with increases in property tax revenue.

**BLOOM VERNON LOCAL SCHOOL DISTRICT**

*Management's Discussion and Analysis  
For the Fiscal Year Ended June 30, 2005  
Unaudited*

---

**General Fund - Budget Highlights**

The School District's budget is prepared according to Ohio law and is based on accounting for certain transactions on a basis of cash receipts, disbursements and encumbrances. The most significant budgeted fund is the General Fund.

During the course of fiscal year 2005, the School District revised its budget as it attempted to deal with unexpected changes in revenues and expenditures. A summary of the General Fund's original and final budgeted amounts is listed on page 19, as well as the actual amounts. A variance comparison is presented between the final budgeted amount and the actual amounts.

For the General Fund, final estimated revenues were \$7,252,550, with original estimated revenues of \$7,022,901. This increase of \$229,649 was due primarily to an increase in State foundation revenue over amounts originally anticipated to be received during the fiscal year.

Final estimated expenditures were \$7,165,494, with original estimated expenditures of \$6,519,530, a difference of 10 percent. This difference of \$645,964 was due primarily to an increase in pupil transportation expenditures relating to significantly higher maintenance and fuel expenditures than originally estimated.

The School District's ending actual fund balance in the General Fund was \$18 over the final budgeted amount.

**Capital Assets**

At the end of fiscal year 2005 the School District had \$19,753,918 invested in land, construction in progress, land improvements, buildings and improvements, furniture, fixtures and equipment, vehicles, and textbooks. Table 4 shows fiscal year 2005 balances compared to 2004:

(Table 4)  
Capital Assets at June 30  
(Net of Depreciation)

	Governmental Activities	
	2005	2004
Land	\$269,130	\$269,130
Construction in Progress	0	9,796
Land Improvements	623,009	646,761
Buildings and Improvements	18,306,259	18,809,897
Furniture, Fixtures and Equipment	502,674	572,690
Vehicles	52,846	63,194
Textbooks	0	0
Totals	<u>\$19,753,918</u>	<u>\$20,371,468</u>

**BLOOM VERNON LOCAL SCHOOL DISTRICT**

*Management's Discussion and Analysis  
For the Fiscal Year Ended June 30, 2005  
Unaudited*

---

Net Capital Assets decreased from the prior year. The primary decreases occurred within buildings and improvements and furniture, fixtures and equipment. Buildings and improvements decreased due to current year depreciation exceeding current year purchases. The decrease in furniture, fixtures and equipment is due to the School District having acquisitions less than depreciation and items disposed of during the year.

For more information on capital assets, refer to Note 9 in the notes to the basic financial statements.

**Debt**

At June 30, 2005, the School District had \$935,000 in bonds outstanding, of which \$85,000 is due within one year. Table 5 summarizes the outstanding debt:

(Table 5)  
Outstanding Debt at Fiscal Year-End  
Governmental Activities

	<u>2005</u>	<u>2004</u>
1988 Classroom Facilities General		
Obligation Bonds	\$220,000	\$280,000
1998 School Improvement Bonds	715,000	745,000
Totals	<u>\$935,000</u>	<u>\$1,025,000</u>

*Classroom Facilities General Obligation Bonds* - On November 5, 1988, Bloom Vernon Local School District issued \$1,180,000 in voted general obligation bonds for the purpose of an addition to the primary school and for a new high school building. The bonds were issued for a twenty year period with final maturity at December 1, 2008. The bonds will be retired from the Debt Service Fund.

*School Improvement Bonds* - On December 1, 1998, Bloom Vernon Local School District issued \$865,100 in voted general obligation bonds for the construction of a new elementary school and for an addition to the high school building. The bonds were issued for a twenty-three year period with final maturity at December 1, 2021. The bonds will be retired from the Debt Service Fund.

The School District's overall legal debt margin was \$3,961,862 with an unvoted debt margin of \$49,501 at June 30, 2005.

For more information on debt, refer to Note 14 in the notes to the basic financial statements.

**Current Issues**

For the third consecutive fiscal year, the Bloom-Vernon Local School District increased the ending balance of the General fund in spite of being considered a low wealth district. The increase in the balance was mainly due to a small increase in student enrollment and the prudent use of fiscal



**BLOOM VERNON LOCAL SCHOOL DISTRICT**

*Management's Discussion and Analysis*

*For the Fiscal Year Ended June 30, 2005*

*Unaudited*

---

resources. Expenditures were closely monitored to protect the financial condition of the School District.

The School District earned a rating of "Effective School District" for the 2004-2005 school year. This rating is determined by the Ohio Department of Education based on student proficiency test scores, student attendance and performance index scores. The School District met 16 of the 23 indicators. This is the first time the School District has earned this designation and hopes to continue the positive achievement.

As a low wealth district, the School District is very dependent on State of Ohio funding levels. In spite of the uncertainty of this funding and proposed increases in fuel costs and health insurance costs, the School District will continue to strive to provide a quality education and secure a stable financial future for the School District.

***BLOOM VERNON LOCAL SCHOOL DISTRICT***

*Management's Discussion and Analysis*

*For the Fiscal Year Ended June 30, 2005*

*Unaudited*

---

**Contacting the School District's Financial Management**

This financial report is designed to provide our citizens, taxpayers, investors and creditors with a general overview of the School District's finances and to show the School District's accountability for the money it receives. If you have any questions about this report or need additional information, contact Carol Davis, Treasurer at Bloom Vernon Local School District, P.O. Box 237, South Webster, Ohio 45682, or email [carol\\_bv@scoca-k12.org](mailto:carol_bv@scoca-k12.org).

**BLOOM VERNON LOCAL SCHOOL DISTRICT**

Statement of Net Assets  
June 30, 2005

	<u>Governmental Activities</u>
<b><u>Assets:</u></b>	
Current Assets:	
Equity in Pooled Cash and Cash Equivalents	\$2,138,097
Equity in Restricted Cash and Cash Equivalents	53,108
Materials and Supplies Inventory	27,353
Accrued Interest Receivable	1,184
Intergovernmental Receivable	230,687
Prepaid Items	47,575
Property Taxes Receivable	1,207,886
Noncurrent Assets:	
Capital Assets:	
Land	269,130
Depreciable Capital Assets, Net	<u>19,484,788</u>
<i>Total Assets</i>	<u>23,459,808</u>
<b><u>Liabilities:</u></b>	
Current Liabilities:	
Accounts Payable	100,246
Accrued Wages and Benefits Payable	698,120
Intergovernmental Payable	259,583
Accrued Interest Payable	4,639
Matured Compensated Absences Payable	28,141
Deferred Revenue	958,205
Long-Term Liabilities:	
Due Within One Year	163,881
Due in More Than One Year	<u>1,158,564</u>
<i>Total Liabilities</i>	<u>3,371,379</u>
<b><u>Net Assets:</u></b>	
Invested in Capital Assets, Net of Related Debt	18,818,918
Restricted for Debt Service	454,636
Restricted for Capital Projects	313,912
Restricted for Other Purposes	201,274
Restricted for Set-Asides	8,264
Unrestricted	<u>291,425</u>
<i>Total Net Assets</i>	<u><u>\$20,088,429</u></u>

See accompanying notes to the basic financial statements.

**BLOOM VERNON LOCAL SCHOOL DISTRICT**

Statement of Activities  
Major Funds (Accrual)  
For the Fiscal Year Ended June 30, 2005

	Program Revenues			Net (Expense) Revenue and Changes in Net Assets		
	Expenses	Charges for Services	Operating Grants, Contributions and Interest	Capital Grants and Contributions	Total Governmental Activities	
<b><u>Governmental Activities:</u></b>						
Instruction:						
Regular	\$3,984,515	\$741,539	\$165,573	\$0	(\$3,077,403)	
Special	1,215,093	0	994,994	0	(220,099)	
Vocational	89,598	0	19,949	0	(69,649)	
Adult/Continuing	60,695	0	59,823	0	(872)	
Support Services:						
Pupils	296,217	23,199	5,222	0	(267,796)	
Instructional Staff	536,272	0	96,680	0	(439,592)	
Board of Education	33,022	0	0	0	(33,022)	
Administration	676,988	0	0	0	(676,988)	
Fiscal	210,501	0	0	0	(210,501)	
Business	39,460	0	0	0	(39,460)	
Operation and Maintenance of Plant	1,219,806	1,200	21,036	0	(1,197,570)	
Pupil Transportation	832,817	0	0	21,546	(811,271)	
Central	36,308	0	4,899	0	(31,409)	
Operation of Non-Instructional Services:						
Food Service Operations	436,318	166,607	222,645	0	(47,066)	
Other	831	0	0	0	(831)	
Extracurricular Activities	160,872	42,045	200	0	(118,627)	
Intergovernmental	35,000	0	35,000	0	0	
Interest and Fiscal Charges	58,162	0	0	0	(58,162)	
<b>Total Governmental Activities</b>	<b>\$9,922,475</b>	<b>\$974,590</b>	<b>\$1,626,021</b>	<b>\$21,546</b>	<b>(7,300,318)</b>	
<b><u>General Revenues:</u></b>						
Property Taxes Levied for:						
General Purposes						899,168
Debt Service						180,559
Capital Outlay						44,640
Other Purposes						19,243
Grants and Entitlements not						
Restricted to Specific Programs						5,702,876
Gain on Sale of Capital Assets						620
Contributions and Donations						4,500
Investment Earnings						59,593
Miscellaneous						61,316
<b>Total General Revenues</b>						<b>6,972,515</b>
Change in Net Assets						(327,803)
Net Assets Beginning of Year						20,416,232
Net Assets End of Year						20,088,429

See accompanying notes to the basic financial statements.

**BLOOM VERNON LOCAL SCHOOL DISTRICT**

Balance Sheet  
Governmental Funds  
June 30, 2005

	<u>General</u>	<u>Debt Service</u>	<u>Other Governmental Funds</u>	<u>Total Governmental Funds</u>
<b><u>Assets:</u></b>				
Equity in Pooled Cash and Cash Equivalents	\$1,181,647	\$422,042	\$534,408	\$2,138,097
Restricted Assets:				
Equity in Pooled Cash and Cash Equivalents	53,108	0	0	53,108
Receivables:				
Property Taxes	971,961	165,382	70,543	1,207,886
Intergovernmental	6,500	0	224,187	230,687
Accrued Interest	43	0	1,141	1,184
Interfund	41,459	0	0	41,459
Prepaid Items	47,314	0	261	47,575
Materials and Supplies Inventory	18,370	0	8,983	27,353
<i>Total Assets</i>	<u>\$2,320,402</u>	<u>\$587,424</u>	<u>\$839,523</u>	<u>\$3,747,349</u>
 <b><u>Liabilities and Fund Balances:</u></b>				
<b><u>Liabilities:</u></b>				
Accounts Payable	\$96,528	\$210	\$3,508	\$100,246
Accrued Wages and Benefits Payable	473,214	0	224,906	698,120
Intergovernmental Payable	178,523	0	81,060	259,583
Interfund Payable	0	0	41,459	41,459
Matured Compensated Absences Payable	25,541	0	2,600	28,141
Deferred Revenue	871,980	145,483	174,501	1,191,964
<i>Total Liabilities</i>	<u>1,645,786</u>	<u>145,693</u>	<u>528,034</u>	<u>2,319,513</u>
 <b><u>Fund Balances:</u></b>				
Reserved for Encumbrances	35,533	0	49,068	84,601
Reserved for Property Taxes	105,597	19,899	7,590	133,086
Reserved for Capital Improvements	8,264	0	0	8,264
Reserved for Bus Purchases	41,816	0	0	41,816
Reserved for Unclaimed Monies	3,028	0	0	3,028
Unreserved, Undesignated, Reported in:				
General Fund	480,378	0	0	480,378
Special Revenue Funds	0	0	28,015	28,015
Debt Service Fund	0	421,832	0	421,832
Capital Projects Funds	0	0	226,816	226,816
<i>Total Fund Balances</i>	<u>674,616</u>	<u>441,731</u>	<u>311,489</u>	<u>1,427,836</u>
<i>Total Liabilities and Fund Balances</i>	<u>\$2,320,402</u>	<u>\$587,424</u>	<u>\$839,523</u>	<u>\$3,747,349</u>

See accompanying notes to the basic financial statements.

**BLOOM VERNON LOCAL SCHOOL DISTRICT**  
 Reconciliation of Total Governmental Fund Balances to  
 Net Assets of Governmental Activities  
 June 30, 2005

**Total Governmental Fund Balances** \$1,427,836

*Amounts reported for governmental activities in the  
 Statement of Net Assets are different because:*

Capital assets used in governmental activities are not financial resources and therefore are not reported in the funds. These assets consist of:

Land	269,130	
Other capital assets	26,110,713	
Accumulated depreciation	(6,625,925)	
Total capital assets	19,753,918	19,753,918

Some of the School District's revenues will be collected after fiscal year-end, but are not available soon enough to pay for the current period's expenditures and therefore are deferred in the funds.

Delinquent property taxes	116,595	
Intergovernmental	111,548	
Accounts	5,616	
	233,759	233,759

Some liabilities are not due and payable in the current period and therefore are not reported in the funds. Those liabilities consist of:

Bonds payable	(935,000)	
Accrued interest on bonds	(4,639)	
Compensated absences	(387,445)	
Total liabilities	(1,327,084)	(1,327,084)

**Net Assets of Governmental Activities** \$20,088,429

See accompanying notes to the basic financial statements.

**BLOOM VERNON LOCAL SCHOOL DISTRICT**  
Statement of Revenues, Expenditures and Changes in Fund Balances  
Governmental Funds  
For the Fiscal Year Ended June 30, 2005

	General	Debt Service	Other Governmental Funds	Total Governmental Funds
<b><u>Revenues:</u></b>				
Property Taxes	\$885,643	\$183,293	\$63,106	\$1,132,042
Intergovernmental	5,519,517	24,532	1,748,248	7,292,297
Interest	52,994	0	6,631	59,625
Tuition and Fees	741,539	0	0	741,539
Extracurricular Activities	0	0	63,379	63,379
Rent	1,200	0	1,865	3,065
Charges for Services	0	0	166,607	166,607
Contributions and Donations	24,500	0	1,390	25,890
Miscellaneous	40,280	0	15,420	55,700
<b>Total Revenues</b>	<b>7,265,673</b>	<b>207,825</b>	<b>2,066,646</b>	<b>9,540,144</b>
<b><u>Expenditures:</u></b>				
Current:				
Instruction:				
Regular	3,085,561	0	602,271	3,687,832
Special	443,446	0	705,629	1,149,075
Vocational	84,037	0	0	84,037
Adult/Continuing	0	0	56,352	56,352
Support Services:				
Pupils	241,669	0	34,236	275,905
Instructional Staff	371,218	0	121,397	492,615
Board of Education	33,022	0	0	33,022
Administration	633,766	0	0	633,766
Fiscal	182,357	5,244	8,495	196,096
Business	46,659	0	0	46,659
Operation and Maintenance of Plant	1,100,416	0	24,716	1,125,132
Pupil Transportation	761,028	0	611	761,639
Central	395	0	32,057	32,452
Operation of Non-Instructional Services:				
Food Service Operations	530	0	390,608	391,138
Other	831	0	0	831
Extracurricular Activities	104,530	0	39,613	144,143
Capital Outlay	62,893	0	51,538	114,431
Intergovernmental	0	0	35,000	35,000
Debt Service:				
Principal Retirement	0	90,000	0	90,000
Interest and Fiscal Charges	0	58,660	0	58,660
<b>Total Expenditures</b>	<b>7,152,358</b>	<b>153,904</b>	<b>2,102,523</b>	<b>9,408,785</b>
Excess of Revenues Over (Under) Expenditures	113,315	53,921	(35,877)	131,359
<b><u>Other Financing Sources (Uses):</u></b>				
Proceeds from Sale of Capital Assets	620	0	0	620
Transfers In	0	0	22,654	22,654
Transfers Out	(22,654)	0	0	(22,654)
<b>Total Other Financing Sources (Uses)</b>	<b>(22,034)</b>	<b>0</b>	<b>22,654</b>	<b>620</b>
<b>Net Change in Fund Balances</b>	<b>91,281</b>	<b>53,921</b>	<b>(13,223)</b>	<b>131,979</b>
<b>Fund Balances Beginning of Year - Restated (Note 3)</b>	<b>583,335</b>	<b>387,810</b>	<b>324,712</b>	<b>1,295,857</b>
<b>Fund Balances End of Year</b>	<b>\$674,616</b>	<b>\$441,731</b>	<b>\$311,489</b>	<b>\$1,427,836</b>

See accompanying notes to the basic financial statements.

**BLOOM VERNON LOCAL SCHOOL DISTRICT**  
 Reconciliation of the Statement of Revenues, Expenditures  
 and Changes in Fund Balances of Governmental Funds  
 to the Statement of Activities  
 For the Fiscal Year Ended June 30, 2005

**Net Change in Fund Balances - Total Governmental Funds** \$131,979

*Amounts reported for governmental activities in the  
 Statement of Activities are different because:*

Capital outlays are reported as expenditures in governmental funds. However, in the Statement of Activities, the cost of capital assets is allocated over their estimated useful lives as depreciation expense. In the current period, these amounts are:

Capital asset additions	105,842	
Depreciation expense	(723,392)	
Excess of capital outlay over depreciation expense		(617,550)

The proceeds from the sale of capital assets are reported as revenue in the governmental funds. However, the cost of capital assets are removed from the capital asset account in the Statement of Net Assets and offset against the proceeds from the sale of capital assets resulting in a gain on the sale of capital assets in the Statement of Activities.

Proceeds from the sale of capital assets	(620)	
Gain on sale of capital assets	620	
		0

Because some revenues will not be collected for several months after the School District's fiscal year ends, they are not considered "available" revenues and are deferred in the governmental funds.

Delinquent property taxes	11,568	
Intergovernmental	36,724	
Miscellaneous	5,616	
		53,908

Repayment of long-term debt is reported as an expenditure in governmental funds, but the repayment reduces long-term liabilities in the Statement of Net Assets. In the current year, these amounts consist of:

Bond payments		90,000
---------------	--	--------

Some items reported in the Statement of Activities do not require the use of current financial resources and therefore are not reported as expenditures in governmental funds. These activities consist of:

Increase in compensated absences payable	(1,927)	
Decrease in accrued interest payable	498	
Decrease in intergovernmental payable	15,289	
Total (increase)/decrease		13,860

**Change in Net Assets of Governmental Activities** (\$327,803)

See accompanying notes to the basic financial statements.



**BLOOM VERNON LOCAL SCHOOL DISTRICT**  
Statement of Revenues, Expenditures and  
Changes in Fund Balance - Budget and Actual (Budget Basis)  
General Fund  
For the Fiscal Year Ended June 30, 2005

	Budget Amounts		Actual	Variance With Final Budget Over/(Under)
	Original	Final		
<b>Revenues:</b>				
Property Taxes	\$890,500	\$873,311	\$873,311	\$0
Intergovernmental	5,306,031	5,519,607	5,519,607	0
Interest	50,946	52,997	52,997	0
Tuition and Fees	712,846	741,539	741,539	0
Rent	1,154	1,200	1,200	0
Contributions and Donations	23,552	24,500	24,500	0
Miscellaneous	37,872	39,396	39,396	0
<b>Total Revenues</b>	<b>7,022,901</b>	<b>7,252,550</b>	<b>7,252,550</b>	<b>0</b>
<b>Expenditures:</b>				
<b>Current:</b>				
<b>Instruction:</b>				
Regular	2,598,863	2,635,289	2,635,271	18
Special	485,524	455,749	455,749	0
Vocational	74,866	72,255	72,255	0
Adult/Continuing	11,446	0	0	0
Other	410,109	426,878	426,878	0
<b>Support Services:</b>				
Pupils	257,241	232,768	232,768	0
Instructional Staff	389,119	369,876	369,876	0
Board of Education	50,527	35,078	35,078	0
Administration	645,846	633,632	633,632	0
Fiscal	187,147	182,294	182,294	0
Business	61,670	48,815	48,815	0
Operation and Maintenance of Plant	1,071,033	1,071,668	1,071,668	0
Pupil Transportation	105,496	832,697	832,697	0
Central	1,391	357	357	0
<b>Operation of Non-Instructional Services:</b>				
Food Service Operations	4,317	530	530	0
Extracurricular Activities	119,354	104,412	104,412	0
Capital Outlay	45,581	63,196	63,196	0
<b>Total Expenditures</b>	<b>6,519,530</b>	<b>7,165,494</b>	<b>7,165,476</b>	<b>18</b>
<b>Excess of Revenues Over Expenditures</b>	<b>503,371</b>	<b>87,056</b>	<b>87,074</b>	<b>18</b>
<b><u>Other Financing Sources (Uses):</u></b>				
Refund of Prior Year Expenditures	2,430	2,430	2,430	0
Proceeds from Sale of Capital Assets	620	620	620	0
Transfers Out	(25,000)	(23,242)	(23,242)	0
Advances In	0	24,045	24,045	0
Advances Out	(25,622)	(41,178)	(41,178)	0
<b>Total Other Financing Sources (Uses)</b>	<b>(47,572)</b>	<b>(37,325)</b>	<b>(37,325)</b>	<b>0</b>
<b>Net Change in Fund Balance</b>	<b>455,799</b>	<b>49,731</b>	<b>49,749</b>	<b>18</b>
<b>Fund Balance at Beginning of Year</b>	<b>843,232</b>	<b>843,232</b>	<b>843,232</b>	<b>0</b>
<b>Prior Year Encumbrances Appropriated</b>	<b>179,586</b>	<b>179,586</b>	<b>179,586</b>	<b>0</b>
<b>Fund Balance at End of Year</b>	<b>\$1,478,617</b>	<b>\$1,072,549</b>	<b>\$1,072,567</b>	<b>\$18</b>

See accompanying notes to the basic financial statements.

**BLOOM VERNON LOCAL SCHOOL DISTRICT**  
Statement of Fiduciary Assets and Liabilities  
Agency Fund  
June 30, 2005

**Assets:**

Equity in Pooled Cash and Cash Equivalents	<u><u>\$15,963</u></u>
--	------------------------

**Liabilities:**

Undistributed Monies	\$9,056
Deposits Held and Due to Others	<u>6,907</u>

<i>Total Liabilities</i>	<u><u>\$15,963</u></u>
--------------------------	------------------------

See accompanying notes to the basic financial statements.

**BLOOM VERNON LOCAL SCHOOL DISTRICT**

Notes to the Basic Financial Statements  
For the Fiscal Year Ended June 30, 2005

---

**NOTE 1 - DESCRIPTION OF THE SCHOOL DISTRICT AND REPORTING ENTITY**

The Bloom Vernon Local School District (the “School District”) is organized under Article VI, Sections 2 and 3 of the Constitution of the State of Ohio. The School District operates under a locally-elected Board form of government consisting of five members elected at-large for staggered four year terms. The School District provides educational services as authorized by State statute and federal guidelines.

The School District was established in 1968 through the consolidation of existing land areas and school districts. The School District serves an area of approximately 84 square miles. It is located in Scioto County, and includes all of the Village of South Webster and portions of Bloom and Vernon Townships. It is staffed by 47 non-certificated employees, 77 certificated full-time teaching personnel and six administrative employees who provide services to 1,022 students and other community members. The School District currently operates three instructional buildings and one administrative building.

*Reporting Entity:*

A reporting entity is comprised of the primary government, component units, and other organizations that are included to insure that the financial statements are not misleading. The primary government of the School District consists of all funds, departments, boards, and agencies that are not legally separate from the School District. For Bloom Vernon Local School District, this includes general operations, food service, and student related activities of the School District.

Component units are legally separate organizations for which the School District is financially accountable. The School District is financially accountable for an organization if the School District appoints a voting majority of the organization’s governing board and (1) the School District is able to significantly influence the programs or services performed or provided by the organization; or (2) the School District is legally entitled to or can otherwise access the organization’s resources; the School District is legally obligated or has otherwise assumed the responsibility to finance the deficits of, or provide financial support to, the organization; or the School District is obligated for the debt of the organization. Component units may also include organizations that are fiscally dependent on the School District in that the School District approves the budget, the issuance of debt, or the levying of taxes. The School District has no component units.

The School District participates in six organizations, three of which are defined as jointly governed organizations, one as a public entity shared risk pool, and two as insurance purchasing pools. These organizations are the South Central Ohio Computer Association, the Coalition of Rural and Appalachian Schools, the Pilasco-Ross Special Education Regional Resource Center, the Scioto County Schools Council, the Ohio School Boards Association Workers’ Compensation Group Rating Plan, and the Ohio School Plan. These organizations are presented in Notes 16, 17, and 18 to the basic financial statements.

**BLOOM VERNON LOCAL SCHOOL DISTRICT**

Notes to the Basic Financial Statements  
For the Fiscal Year Ended June 30, 2005

---

**NOTE 2 – SUMMARY OF SIGNIFICANT ACCOUNTING POLICIES**

The financial statements of the Bloom Vernon Local School District have been prepared in conformity with generally accepted accounting principles (GAAP) as applied to governmental units. The Governmental Accounting Standards Board (GASB) is the accepted standard-setting body for establishing governmental accounting and financial reporting principles. The School District also applies Financial Accounting Standards Board (FASB) statements and interpretations issued on or before November 30, 1989, to its governmental activities provided they do not conflict with or contradict GASB pronouncements. The more significant of the School District's accounting policies are described below.

**A. Basis of Presentation**

The School District's basic financial statements consist of government-wide statements, including a Statement of Net Assets and a Statement of Activities, and fund financial statements which provide a more detailed level of financial information.

*Government-wide Financial Statements*

The Statement of Net Assets and the Statement of Activities display information about the School District as a whole. These statements include the financial activities of the primary government, except for fiduciary funds. The statements normally distinguish between those activities that are governmental and those that are considered business-type activities; however, the School District has no business-type activities.

The Statement of Net Assets presents the financial condition of the governmental activities of the School District at year-end. The Statement of Activities presents a comparison between direct expenses and program revenues for each program or function of the School District's governmental activities. Direct expenses are those that are specifically associated with a service, program or department and are therefore clearly identifiable to a particular function. Program revenues include charges paid by the recipient of the goods or services offered by the program, grants and contributions that are restricted to meeting the operational or capital requirements of a particular program and interest earned on grants that is required to be used to support a particular program. Revenues which are not classified as program revenues are presented as general revenues of the School District, with certain limited exceptions. The comparison of direct expenses with program revenues identifies the extent to which each governmental function is self-financing or draws from the general revenues of the School District.

*Fund Financial Statements*

During the fiscal year, the School District segregates transactions related to certain School District functions or activities into separate funds in order to aid financial management and to demonstrate legal compliance. Fund financial statements are designed to present financial information of the School District at this more detailed level. The focus of governmental fund financial statements is on major funds. Each major fund is presented in a separate column. Nonmajor funds are aggregated and presented in a single column. Fiduciary funds are reported by type.

**BLOOM VERNON LOCAL SCHOOL DISTRICT**

Notes to the Basic Financial Statements  
For the Fiscal Year Ended June 30, 2005

---

**NOTE 2 - SUMMARY OF SIGNIFICANT ACCOUNTING POLICIES** (continued)

**B. Fund Accounting**

The School District uses funds to maintain its financial records during the fiscal year. Fund accounting is designed to demonstrate legal compliance and to aid management by segregating transactions related to certain School District functions or activities. A fund is defined as a fiscal and accounting entity with a self-balancing set of accounts. All funds of the School District fall within two categories, governmental and fiduciary.

*Governmental Funds:*

Governmental funds are those through which most governmental functions of the School District are financed. Governmental fund reporting focuses on the sources, uses and balances of current financial resources. Expendable assets are assigned to the various governmental funds according to the purposes for which they may or must be used. Current liabilities are assigned to the fund from which they will be paid. The difference between governmental fund assets and liabilities is reported as fund balance. The following are the School District's major governmental funds:

General Fund - The General Fund is the operating fund of the School District and is used to account for all financial resources except those required to be accounted for in another fund. The General Fund balance is available to the School District for any purpose provided it is expended or transferred according to the general laws of Ohio.

Debt Service Fund - The Debt Service Fund is used to account for the accumulation of resources for, and the payment of, general long-term obligation principal, interest, and related costs.

The other governmental funds of the School District account for grants and other resources whose use is restricted to a particular purpose.

*Fiduciary Funds:*

Fiduciary fund reporting focuses on net assets and changes in net assets. The fiduciary fund category is split into four classifications: pension trust funds, investment trust funds, private purpose trust funds and agency funds. Trust funds are used to account for assets held by the School District under a trust agreement for individuals, private organizations, or other governments and are therefore not available to support the School District's own programs. Agency funds are custodial in nature (assets equal liabilities) and do not involve measurement of results of operations. The School District has one fiduciary fund, an agency fund, used to account for student activity programs.

**BLOOM VERNON LOCAL SCHOOL DISTRICT**

Notes to the Basic Financial Statements  
For the Fiscal Year Ended June 30, 2005

---

**NOTE 2 - SUMMARY OF SIGNIFICANT ACCOUNTING POLICIES** (continued)

**C. Measurement Focus**

*Government-wide Financial Statements*

The government-wide financial statements are prepared using the economic resources measurement focus. All assets and liabilities associated with the operation of the School District are included on the Statement of Net Assets. The Statement of Activities presents increases (e.g., revenues) and decreases (e.g., expenses) in total net assets.

*Fund Financial Statements*

All governmental funds are accounted for using a flow of current financial resources measurement focus. With this measurement focus, only current assets and current liabilities generally are included on the Balance Sheet. The Statement of Revenues, Expenditures and Changes in Fund Balances reports on the sources (i.e., revenues and other financing sources) and uses (i.e., expenditures and other financing uses) of current financial resources. This approach differs from the manner in which the governmental activities of the government-wide financial statements are prepared. Governmental fund financial statements therefore include a reconciliation with brief explanations to better identify the relationship between the government-wide statements and the statements for governmental funds.

**D. Basis of Accounting**

Basis of accounting determines when transactions are recorded in the financial records and reported on the financial statements. Government-wide financial statements and the financial statements of the fiduciary fund are prepared using the accrual basis of accounting. Governmental funds use the modified accrual basis of accounting. Differences in the accrual and the modified accrual basis of accounting arise in the recognition of revenue, the recording of deferred revenue, and in the presentation of expenses versus expenditures.

*Revenues - Exchange and Non-exchange Transactions*

Revenue resulting from exchange transactions, in which each party gives and receives essentially equal value, is recorded on the accrual basis when the exchange takes place. On a modified accrual basis, revenue is recorded in the fiscal year in which the resources are measurable and become available. "Measurable" means the amount of the transaction can be determined, and "available" means that the resources are collectible within the current fiscal year, or are expected to be collected soon enough thereafter to be used to pay liabilities of the current fiscal year. For the School District, available means expected to be received within sixty days of fiscal year-end.

**BLOOM VERNON LOCAL SCHOOL DISTRICT**

Notes to the Basic Financial Statements  
For the Fiscal Year Ended June 30, 2005

---

**NOTE 2 - SUMMARY OF SIGNIFICANT ACCOUNTING POLICIES** (continued)

Non-exchange transactions, in which the School District receives value without directly giving equal value in return, include property taxes, grants, entitlements and donations. On an accrual basis, revenue from property taxes is recognized in the fiscal year for which the taxes are levied (See Note 7). Revenue from grants, entitlements and donations is recognized in the fiscal year in which all eligibility requirements have been satisfied. Eligibility requirements include timing requirements, which specify the fiscal year when the resources are required to be used or the fiscal year when use is first permitted, matching requirements, in which the School District must provide local resources to be used for a specified purpose; and expenditure requirements, in which the resources are provided to the School District on a reimbursement basis. On a modified accrual basis, revenue from non-exchange transactions must also be available before it can be recognized.

Under the modified accrual basis, the following revenue sources are considered to be both measurable and available at fiscal year-end: property taxes available for advance, grants and interest.

*Deferred Revenue*

Deferred revenue arises when assets are recognized before revenue recognition criteria have been satisfied.

Property taxes for which there is an enforceable legal claim as of June 30, 2005, but which were levied to finance fiscal year 2006 operations, have been recorded as deferred revenue. Grants and entitlements received before the eligibility requirements are met are also recorded as deferred revenue.

On governmental fund financial statements, receivables that will not be collected within the available period have also been reported as deferred revenue.

*Expenses/Expenditures*

On the accrual basis of accounting, expenses are recognized at the time they are incurred.

The measurement focus of governmental fund accounting is on decreases in net financial resources (expenditures) rather than expenses. Expenditures are generally recognized in the accounting period in which the related fund liability is incurred, if measurable. Allocations of cost, such as depreciation and amortization, are not recognized in the governmental funds.

**BLOOM VERNON LOCAL SCHOOL DISTRICT**

Notes to the Basic Financial Statements  
For the Fiscal Year Ended June 30, 2005

---

**NOTE 2 - SUMMARY OF SIGNIFICANT ACCOUNTING POLICIES** (continued)

**E. Budgetary Process**

All funds, other than agency funds, are legally required to be budgeted and appropriated. The major documents prepared are the tax budget, the appropriation resolution and the certificate of estimated resources, which are prepared on the budgetary basis of accounting. The tax budget demonstrates a need for existing or increased tax rates. The certificate of estimated resources establishes a limit on the amounts that the Board of Education may appropriate. The appropriation resolution is the Board's authorization to spend resources and sets annual limits on expenditures plus encumbrances at a level of control selected by the Board. The legal level of control has been established by the Board of Education at the fund level. The Treasurer has been authorized to allocate Board appropriations to the function and object level within each fund.

The certificate of estimated resources may be amended during the fiscal year if projected increases or decreases in revenue are identified by the School District Treasurer. The amounts reported as the original budgeted amounts in the budgetary statements reflect the amounts in the certificate when the original appropriations were adopted. The amounts reported as final budgeted amounts reflect the amounts in the amended certificate in effect at the time the final appropriations were passed. Before fiscal year-end, the School District requested and received an amended certificate of estimated resources that reflected actual revenue for the fiscal year-end in all funds.

The appropriation resolution is subject to amendment by the Board throughout the year with the restriction that appropriations may not exceed estimated revenues. The amounts reported as the original budgeted amounts in the budgetary statements reflect the first appropriation for that fund that covered the entire fiscal year, including amounts automatically carried over from prior years. The amounts reported as the final budgeted amounts represent the final appropriation amounts passed by the Board during the fiscal year, including all supplemental appropriations. Prior to fiscal year-end, the School District passed a supplemental appropriation that reflected actual expenditures plus encumbrances for the fiscal year.

**F. Cash and Cash Equivalents**

To improve cash management, all cash received by the School District is pooled. Monies for all funds are maintained in this pool. Individual fund integrity is maintained through the School District's records. Interest in the pool is presented as "Equity in Pooled Cash and Cash Equivalents" on the financial statements.

Following Ohio statutes, the Board of Education has, by resolution, specified the funds to receive an allocation of interest earnings. Interest revenue credited to the General Fund during fiscal year 2005 amounted to \$52,994, which includes \$22,651 assigned from other School District funds.



**BLOOM VERNON LOCAL SCHOOL DISTRICT**

Notes to the Basic Financial Statements  
For the Fiscal Year Ended June 30, 2005

---

**NOTE 2 - SUMMARY OF SIGNIFICANT ACCOUNTING POLICIES** (continued)

Investments of the cash management pool and investments with an original maturity of three months or less at the time they are purchased by the School District are presented on the financial statements as Equity in Pooled Cash and Cash Equivalents. The School District had no investments as of June 30, 2005.

**G. Inventory**

Inventories are presented at cost on a first-in, first-out basis and are expended/expensed when used. Inventories consist of materials and supplies held for consumption and donated and purchased food held for resale.

**H. Prepaid Items**

Payments made to vendors for services that will benefit periods beyond June 30, 2005, are recorded as prepaid items using the consumption method. A current asset for the prepaid amount is recorded at the time of the purchase and an expenditure/expense is reported in the fiscal year in which services are consumed.

**I. Capital Assets**

All capital assets of the School District are general capital assets that are associated with governmental activities. General capital assets usually result from expenditures in the governmental funds. These assets are reported in the governmental activities column of the government-wide Statement of Net Assets but are not reported in the fund financial statements.

Capital assets are capitalized at cost (or estimated historical cost, which is determined by indexing the current replacement cost back to the year of acquisition) and updated for additions and retirements during the fiscal year. Donated capital assets are recorded at their fair market values as of the date received. The School District maintains a capitalization threshold of one thousand dollars. The School District does not possess any infrastructure. Improvements are capitalized; the costs of normal maintenance and repairs that do not add to the value of the asset or materially extend an asset's life are not capitalized.

All reported capital assets, except land and construction in progress, are depreciated. Improvements are depreciated over the remaining useful lives of the related capital assets. Depreciation is computed using the straight-line method over the following useful lives:

<u>Description</u>	<u>Estimated Lives</u>
Land Improvements	20 years
Buildings and Improvements	20 - 40 years
Furniture, Fixtures and Equipment	5 - 20 years
Vehicles	4 - 10 years
Textbooks	10 years

**BLOOM VERNON LOCAL SCHOOL DISTRICT**

Notes to the Basic Financial Statements  
For the Fiscal Year Ended June 30, 2005

---

**NOTE 2 - SUMMARY OF SIGNIFICANT ACCOUNTING POLICIES** (continued)

**J. Interfund Balances**

On fund financial statements, receivables and payables resulting from short-term interfund loans are classified as “Interfund Receivables” and “Interfund Payables”. These amounts are eliminated in the governmental activities column of the Statement of Net Assets.

**K. Compensated Absences**

Vacation benefits are accrued as a liability as the benefits are earned if the employees’ rights to receive compensation are attributable to services already rendered and it is probable that the School District will compensate the employees for the benefits through paid time off or some other means. The School District records a liability for accumulated unused vacation time when earned for all employees with more than one year of service.

Sick leave benefits are accrued as a liability using the termination method. An accrual for earned sick leave is made to the extent it is probable that benefits will result in termination payments. The liability is an estimate based on the School District’s past experience of making termination payments.

The entire compensated absences liability is reported on the government-wide financial statements.

On governmental fund financial statements, compensated absences are recognized as liabilities and expenditures to the extent payments come due each period upon the occurrence of employee resignations and retirements. These amounts are recorded in the account “Matured Compensated Absences Payable” in the fund from which the employees with accumulated leave are paid. The non-current portion of the liability is not reported.

**L. Accrued Liabilities and Long-Term Obligations**

All payables, accrued liabilities and long-term obligations are reported in the government-wide financial statements.

In general, governmental fund payables, and accrued liabilities that, once incurred, are paid in a timely manner and in full from current financial resources are reported as obligations of the funds. However, compensated absences that will be paid from governmental funds are reported as a liability in the fund financial statements only to the extent that they are due for payment in the current fiscal year. Bonds that will be paid from governmental funds are recognized as an expenditure and liability in the governmental fund financial statements when due.

**BLOOM VERNON LOCAL SCHOOL DISTRICT**

Notes to the Basic Financial Statements  
For the Fiscal Year Ended June 30, 2005

---

**NOTE 2 - SUMMARY OF SIGNIFICANT ACCOUNTING POLICIES** (continued)

**M. Interfund Transactions**

Exchange transactions between funds are reported as revenues in the seller funds and as expenditures in the purchaser funds. Flows of cash or goods from one fund to another without a requirement for repayment are reported as interfund transfers. Interfund transfers are reported as other financing sources/uses in governmental funds. Repayments from funds responsible for particular expenditures to the funds that initially paid for them are not presented on the financial statements.

**N. Restricted Assets**

Assets are reported as restricted when limitations on their use change the nature or normal understanding of the availability of the asset. Such constraints are either externally imposed by creditors, contributors, grantors, laws of other governments, or imposed by law through constitutional provisions or enabling legislation. Restricted assets in the General Fund represent cash and cash equivalents legally required to be set-aside by the School District for capital improvements, unspent grant revenues restricted for bus purchases, and unclaimed monies held to be reclaimed by its rightful owner. See Note 19 for additional information regarding set-asides.

**O. Fund Balance Reserves**

The School District reserves those portions of fund equity which are legally segregated for a specific future use or which do not represent available expendable resources and therefore are not available for appropriation or expenditure. Unreserved fund balance indicates that portion of fund equity which is available for appropriation in future periods. Fund equity reserves have been established for encumbrances, property taxes, capital improvements, bus purchases, and unclaimed monies.

The reserve for property taxes represents taxes recognized as revenue under generally accepted accounting principles but not available for appropriations under State statute. Under Ohio law, unclaimed monies are not available for appropriation until they have remained unclaimed for five years. Monies not held for the five-year period is presented as reserved.

**P. Net Assets**

Net assets represent the difference between assets and liabilities. Net assets invested in capital assets, net of related debt consists of capital assets, net of accumulated depreciation, reduced by the outstanding balances of any borrowings used for the acquisition, construction or improvement of those assets. Net assets are reported as restricted when there are limitations imposed on their use either through the enabling legislation adopted by the School District or through external restrictions imposed by creditors, grantors, or laws or regulations of other governments. Net assets restricted for other purposes include resources restricted for food service operations and music and athletic programs, and federal and State grants restricted to expenditures for specified purposes.

**BLOOM VERNON LOCAL SCHOOL DISTRICT**

Notes to the Basic Financial Statements  
For the Fiscal Year Ended June 30, 2005

---

**NOTE 2 - SUMMARY OF SIGNIFICANT ACCOUNTING POLICIES** (continued)

The School District applies restricted resources when an expense is incurred for purposes for which both restricted and unrestricted net assets are available.

The government-wide Statement of Net Assets reports \$978,086 of restricted net assets, of which \$626,711 is restricted by enabling legislation.

**Q. Estimates**

The preparation of financial statements in conformity with generally accepted accounting principles requires management to make estimates and assumptions that affect the amounts reported in the financial statements and accompanying notes. Actual results may differ from those estimates.

**NOTE 3 – CHANGES IN ACCOUNTING PRINCIPLES AND RESTATEMENT OF FUND BALANCE**

For fiscal year 2005, the School District has implemented GASB Statement No. 40, “*Deposit and Investment Risk Disclosures*,” GASB Statement No. 46, “*Net Assets Restricted by Enabling Legislation*,” and GASB Technical Bulletin No. 2004-2, “*Recognition of Pension and Other Postemployment Benefit Expenditures/Expenses and Liabilities by Cost-Sharing Employers*.”

GASB Statement No. 40 establishes new disclosure requirements for deposits and investments related to credit risk, concentration of credit risk, interest rate risk and foreign currency risk. The implementation of this statement had no effect on the School District’s financial statements for fiscal year 2005.

GASB Statement No. 46 clarifies how legal enforceability should be applied for determining restricted net assets. The implementation of this new statement had no effect on the School District’s financial statements for fiscal year 2005.

GASB Technical Bulletin No. 2004-2 addresses the amount that should be recognized as an expenditure/expense and as a liability each period by employers participating in a cost-sharing multiple-employer pension and other post-employment benefit (OPEB) plans. The implementation of this bulletin had the following effect on the School District’s financial statements for fiscal year 2005:

	<u>General Fund</u>
Fund Balance, June 30, 2004	\$626,500
Restatement of Intergovernmental Payables	(43,165)
Adjusted Fund Balance, June 30, 2004	<u>\$583,335</u>

**BLOOM VERNON LOCAL SCHOOL DISTRICT**

Notes to the Basic Financial Statements  
For the Fiscal Year Ended June 30, 2005

---

**NOTE 4 – ACCOUNTABILITY AND COMPLIANCE**

**A. Accountability**

The Food Service, Education Management Information Systems, Disadvantaged Pupil Impact Aid, Title VI-B, Title I, and Title II Special Revenue Funds had deficit fund balances of \$35,506, \$4,890, \$14,519, \$15,078, \$60,676 and \$434, respectively, as of June 30, 2005. The General Fund provides transfers to cover deficit balances; however, this is done when cash is needed rather than when accruals occur.

**B. Compliance**

The following funds had final appropriations in excess of final estimated revenues and available fund balances:

<u>Type / Fund Name</u>	<u>Estimated Revenues plus Available Fund Balances</u>	<u>Appropriations</u>	<u>Excess</u>
<i>Special Revenue Funds:</i>			
Ohio Reads Classroom Grant	\$8,828	\$11,976	(\$3,148)
Summer School Subsidy	17,507	18,405	(898)
Title I	574,085	595,860	(21,775)

The School District will monitor budgetary controls more closely in the future to alleviate such compliance issues.

**NOTE 5 – BUDGETARY BASIS OF ACCOUNTING**

While the School District is reporting financial position, results of operations, and changes in fund balances on the basis of generally accepted accounting principles (GAAP), the budgetary basis as provided by law is based upon accounting for certain transactions on a basis of cash receipts, disbursements, and encumbrances. The Statement of Revenues, Expenditures and Changes in Fund Balance - Budget and Actual (Budget Basis) is presented for the General Fund on the budgetary basis to provide a meaningful comparison of actual results with the budget.

The major differences between the budget basis and GAAP basis are that:

1. Revenues are recorded when received in cash (budget basis) as opposed to when susceptible to accrual (GAAP basis).
2. Expenditures are recorded when paid in cash (budget basis) as opposed to when the liability is incurred (GAAP basis).

**BLOOM VERNON LOCAL SCHOOL DISTRICT**

Notes to the Basic Financial Statements  
For the Fiscal Year Ended June 30, 2005

---

**NOTE 5 – BUDGETARY BASIS OF ACCOUNTING** (continued)

3. Encumbrances are treated as expenditures (budget basis) rather than as a reservation of fund balance (GAAP basis).
4. Advances In and Advances Out are operating transactions (budget basis) as opposed to balance sheet transactions (GAAP basis).

The following table summarizes the adjustments necessary to reconcile the GAAP and budgetary basis statements for the General Fund.

<u>Net Change in Fund Balance</u>	
GAAP Basis	\$91,281
Adjustments:	
Revenue Accruals	(10,693)
Expenditure Accruals	149,070
Transfers	(588)
Advances	(17,133)
Encumbrances	<u>(162,188)</u>
Budget Basis	<u><u>\$49,749</u></u>

**NOTE 6 – DEPOSITS AND INVESTMENTS**

State statutes classify monies held by the District into three categories.

Active deposits are public deposits necessary to meet current demands upon the treasury. Such monies must be maintained either as cash in the School District Treasury, in commercial accounts payable or withdrawable on demand, including negotiable order of withdrawal (NOW) accounts, or in money market deposit accounts.

Inactive deposits are public deposits that the Board of Education has identified as not required for use within the current two- year period of designation of depositories. Inactive deposits must either be evidenced by certificates of deposit maturing not later than the end of the current period of designation of depositories, or by savings or deposit accounts including, but not limited to, passbook accounts.

Interim deposits are deposits of interim monies. Interim monies are those monies which are not needed for immediate use but which will be needed before the end of the current period of designation of depositories. Interim deposits must be evidenced by time certificates of deposit maturing not more than one year from the date of deposit, or by savings or deposit accounts, including passbook accounts.

**BLOOM VERNON LOCAL SCHOOL DISTRICT**

Notes to the Basic Financial Statements  
For the Fiscal Year Ended June 30, 2005

---

**NOTE 6 – DEPOSITS AND INVESTMENTS** (continued)

Interim monies held by the School District can be deposited or invested in the following securities:

1. United States Treasury notes, bills, bonds, or any other obligation or security issued by the United States Treasury, or any other obligation guaranteed as to payment of principal and interest by the United States;
2. Bonds, notes, debentures, or any other obligation or security issued by any federal government agency or instrumentality including, but not limited to, the Federal National Mortgage Association, Federal Home Loan Bank, Federal Farm Credit Bank, Federal Home Loan Mortgage Corporation, Government National Mortgage Association, and Student Loan Marketing Association. All federal agency securities shall be direct issuances of federal government agencies or instrumentalities;
3. Written repurchase agreements in the securities listed above, provided that the market value of the securities subject to the repurchase agreement must exceed the principal value of the agreement by at least two percent and be marked to market daily, and that the term of the agreement must not exceed thirty days;
4. Bonds and other obligations of the State of Ohio or Ohio, its political subdivisions, or other units or agencies of this State or its political subdivisions;
5. Time certificates of deposit or savings or deposit accounts including, but not limited to, passbook accounts;
6. No-load money market mutual funds consisting exclusively of obligations described in division (1) or (2) and repurchase agreements secured by such obligations, provided that investments in securities described in this division are made only through eligible institutions; and
7. The State Treasurer's investment pool (STAROhio);
8. Securities lending agreements in which the District lends securities and the eligible institution agrees to exchange either securities described in division (1) or (2), or cash or both securities and cash, equal value for equal value;
9. High grade commercial paper in an amount not to exceed five percent of the District's total average portfolio;
10. Bankers acceptances for a period not to exceed 270 days and in an amount not to exceed ten percent of the District's total average portfolio.

Protection of the School District's deposits is provided by the Federal Deposit Insurance Corporation (FDIC), by eligible securities pledged by the financial institution as security for repayment by surety company bonds deposited with the treasurer by the financial institution or by a single collateral pool.

**BLOOM VERNON LOCAL SCHOOL DISTRICT**

Notes to the Basic Financial Statements  
For the Fiscal Year Ended June 30, 2005

---

**NOTE 6 – DEPOSITS AND INVESTMENTS** (continued)

Investments in stripped principal or interest obligations reverse repurchase agreements and derivatives are prohibited. The issuance of taxable notes for the purpose of arbitrage, the use of leverage and short selling are also prohibited. Investments may only be made through specified dealers and institutions.

**Deposits**

Custodial Credit Risk for deposits is the risk that in the event of bank failure, the District will not be able to recover deposits or collateral securities that are in the possession of an outside party. At fiscal year end, the carrying amount of the District's deposits was \$302,917 and the bank balance was \$339,921. Of the bank balance \$100,112 was covered by federal depository insurance. At fiscal year end, \$239,809 of the District's bank deposits were exposed to custodial credit risk because they were uninsured and uncollateralized. Although all statutory requirements for the deposit of money had been followed, noncompliance with federal requirements would potentially subject the District to a successful claim by the FDIC.

The District has no deposit policy for custodial credit risk beyond the requirements of State statute.

**Investments**

At June 30, 2005, the District had the following investment: Repurchase Agreement with a carrying/fair value of \$1,904,251.

Concentration of Credit Risk – The District places no limitation on the amount it may invest in any one issuer. 100% of the District's investments at June 30, 2005 were invested in a repurchase agreement. The investment in the repurchase agreement has an investment maturity of 0 days.

Custodial Credit Risk – Custodial credit risk for investments is the risk that in the event of the failure of the counterparty, the District will not be able to recover the value of its investments or collateral securities that are in the possession of an outside party. The District's repurchase agreement is exposed to custodial credit risk in that they are uninsured, unregistered, and held by the counterparty's trust department or agent but not in the District's name. The District has no policy dealing with investment custodial credit risk.

**NOTE 7 - PROPERTY TAXES**

Property taxes are levied and assessed on a calendar year basis while the School District fiscal year runs from July through June. First half tax collections are received by the School District in the second half of the fiscal year. Second half tax distributions occur in the first half of the following fiscal year.



**BLOOM VERNON LOCAL SCHOOL DISTRICT**

Notes to the Basic Financial Statements  
For the Fiscal Year Ended June 30, 2005

---

**NOTE 7 - PROPERTY TAXES** (continued)

Property taxes include amounts levied against all real, public utility and tangible personal property (used in business) located in the School District. Real property tax revenue received in calendar year 2005 represents collections of calendar year 2004 taxes. Real property taxes received in calendar year 2005 were levied after April 1, 2004, on the assessed value listed as of January 1, 2004, the lien date. Assessed values for real property taxes are established by State law at thirty-five percent of appraised market value. Real property taxes are payable annually or semi-annually. If paid annually, payment is due December 31; if paid semi-annually, the first payment is due December 31 with the remainder payable by June 20. Under certain circumstances, State statute permits alternate payment dates to be established.

Public utility property tax revenue received in calendar year 2005 represents collections of calendar year 2004 taxes. Public utility real and tangible personal property taxes received in calendar year 2005 became a lien December 31, 2003, were levied after April 1, 2004, and are collected in 2005 with real property taxes. Public utility real property is assessed at thirty-five percent of true value; public utility tangible personal property currently is assessed at varying percentages of true value.

Tangible personal property tax revenue received during calendar year 2005 (other than public utility property) represents the collection of 2005 taxes. Tangible personal property taxes received in calendar year 2005 were levied after April 1, 2004, on the value as of December 31, 2004. Tangible personal property is currently assessed at twenty-five percent of true value for capital assets and twenty-three percent of true value for inventory. Payments by multi-county taxpayers are due September 20. Single county taxpayers may pay annually or semi-annually. If paid annually, payment is due April 30; if paid semi-annually, the first payment is due April 30, with the remainder payable by September 20. Tangible personal property taxes paid by April 30 are usually received by the School District prior to June 30.

The School District receives property taxes from Scioto County. The County Auditor periodically advances to the School District its portion of the taxes collected. Second-half real property tax payments collected by the County by June 30, 2005, are available to finance fiscal year 2005 operations. The amount available to be advanced can vary based on the date the tax bills are sent.

Accrued property taxes receivable includes real property, public utility property and tangible personal property taxes which are measurable as of June 30, 2005 and for which there is an enforceable legal claim. Although total property tax collections for the next fiscal year are measurable, only the amount of real property taxes available as an advance at June 30 was levied to finance current fiscal year operations and is reported as revenue at fiscal year-end. The portion of the receivable not levied to finance current fiscal year operations is offset by a credit to deferred revenue.

The amount available as an advance at June 30, 2005, was \$105,597 in the General Fund, \$19,899 in the Debt Service Fund, and \$7,590 in Other Governmental Funds. The amount available as an advance at June 30, 2004, was \$93,265 in the General Fund, \$23,783 in the Debt Service Fund, and \$6,812 in Other Governmental Funds.

**BLOOM VERNON LOCAL SCHOOL DISTRICT**

Notes to the Basic Financial Statements  
For the Fiscal Year Ended June 30, 2005

**NOTE 7 - PROPERTY TAXES** (continued)

On a full accrual basis, collectible delinquent property taxes have been recorded as a receivable and revenue, while on a modified basis, the revenue is deferred.

The assessed values upon which fiscal year 2005 taxes were collected are:

	2004 Second- Half Collections		2005 First- Half Collections	
	Amount	Percent	Amount	Percent
Agricultural/Residential and Other Real Estate	\$31,137,460	73.37%	\$36,722,710	74.19%
Public Utility	10,658,570	25.12%	12,270,220	24.79%
Tangible Personal Property	640,824	1.51%	508,521	1.02%
Total Assessed Value	<u>\$42,436,854</u>	<u>100.00%</u>	<u>\$49,501,451</u>	<u>100.00%</u>
Tax rate per \$1,000 of assessed valuation	\$32.82		\$30.97	

**NOTE 8 - RECEIVABLES**

Receivables at June 30, 2005, consisted of property taxes, intergovernmental grants, accrued interest and interfund. All receivables are considered collectible in full and will be received within one year due to the ability to foreclose for the nonpayment of taxes, the stable condition of State programs, and the current fiscal year guarantee of federal funds.

A summary of the principal items of intergovernmental receivables follows:

	Amounts
Governmental Activities:	
Title I	\$119,124
Title II-A	24,353
Even Start	25,469
Title VI-B, Special Education Idea B	23,895
Title VI-B, Special Education Rural	9,675
Student Intervention	3,566
Title II-D	2,898
Title V	367
Ohio Reads	9,450
Drug Free	5,390
Excess Costs Reimbursement	6,500
Total Intergovernmental Receivables	<u>\$230,687</u>

**BLOOM VERNON LOCAL SCHOOL DISTRICT**

Notes to the Basic Financial Statements

For the Fiscal Year Ended June 30, 2005

**NOTE 9 - CAPITAL ASSETS**

Capital assets activity for the fiscal year ended June 30, 2005, was as follows:

	Balance at 6/30/04	Additions	Deductions	Balance at 6/30/05
<u>Governmental Activities</u>				
Capital Assets Not Being Depreciated:				
Land	\$269,130	\$0	\$0	\$269,130
Construction in Progress	9,796	66,149	(75,945)	0
Total Capital Assets Not Being Depreciated	<u>278,926</u>	<u>66,149</u>	<u>(75,945)</u>	<u>269,130</u>
Capital Assets Being Depreciated:				
Land Improvements	671,916	0	0	671,916
Buildings and Improvements	22,835,627	75,945	0	22,911,572
Furniture, Fixtures and Equipment	1,520,645	39,693	(78,984)	1,481,354
Vehicles	1,015,128	0	(66,705)	948,423
Textbooks	97,448	0	0	97,448
Total Capital Assets Being Depreciated	<u>26,140,764</u>	<u>115,638</u>	<u>(145,689)</u>	<u>26,110,713</u>
Less Accumulated Depreciation:				
Land Improvements	(25,155)	(23,752)	0	(48,907)
Buildings and Improvements	(4,025,730)	(579,583)	0	(4,605,313)
Furniture, Fixtures and Equipment	(947,955)	(109,709)	78,984	(978,680)
Vehicles	(951,934)	(10,348)	66,705	(895,577)
Textbooks	(97,448)	0	0	(97,448)
Total Accumulated Depreciation	<u>(6,048,222)</u>	<u>(723,392) *</u>	<u>145,689</u>	<u>(6,625,925)</u>
Total Capital Assets Being Depreciated, Net	<u>20,092,542</u>	<u>(607,754)</u>	<u>0</u>	<u>19,484,788</u>
Governmental Activities				
Capital Assets, Net	<u>\$20,371,468</u>	<u>(\$541,605)</u>	<u>(\$75,945)</u>	<u>\$19,753,918</u>

**BLOOM VERNON LOCAL SCHOOL DISTRICT**

Notes to the Basic Financial Statements  
For the Fiscal Year Ended June 30, 2005

---

**NOTE 9 - CAPITAL ASSETS** (continued)

\* Depreciation expense was charged to governmental functions as follows:

Instruction:	
Regular	\$308,204
Special	67,378
Vocational	5,368
Adult/Continuing	4,530
Support Services:	
Pupils	19,058
Instructional Staff	51,032
Administration	41,415
Fiscal	13,775
Business	5,430
Operation and Maintenance of Plant	55,401
Pupil Transportation	71,275
Central	4,530
Operation of Non-Instructional Services:	
Food Service Operations	59,267
Extracurricular Activities	16,729
Total Depreciation Expense	<u><u>\$723,392</u></u>

**NOTE 10 - RISK MANAGEMENT**

The School District is exposed to various risks of loss related to torts; theft of, damage to, and destruction of assets; errors and omissions; injuries to employees; and natural disasters. During fiscal year 2005, the School District contracted with Harcum-Schuett Insurance for liability insurance coverage and property and inland marine coverage. Coverage provided by Harcum-Schuett Insurance is as follows:

**BLOOM VERNON LOCAL SCHOOL DISTRICT**

Notes to the Basic Financial Statements  
For the Fiscal Year Ended June 30, 2005

---

**NOTE 10 - RISK MANAGEMENT** (continued)

Building and Contents - at replacement cost (\$2,500 deductible)	\$39,223,636
Inland Marine Coverage (\$1,000 deductible)	64,017
Employee Theft - Per Loss Coverage Limit (\$1,000 deductible)	25,000
Automobile Liability:	
Liability	1,000,000
Schedule of Coverages and Covered Autos and Buses	
Physical Damage - Comprehensive (\$250 Deductible)	
Physical Damage - Collision (\$500 Deductible)	
Towing and Labor	50
Schedule of Hired or Borrowed Covered Autos	
Physical Damage - Comprehensive (\$250 Deductible)	25,000
Physical Damage - Collision (\$500 Deductible)	25,000
Auto Medical Payments	5,000
Uninsured Motorists	100,000
Equipment Breakdown Coverage	
Expediting Expenses (included)	
Hazardous Substances	25,000
Perishable Goods (included)	
Computer Equipment (included)	
CFC Refrigerants	100,000

During fiscal year 2005, the School District participated in the Ohio School Plan (OSP), an insurance purchasing pool. Each individual school district enters into an agreement with the OSP and its premium is based on types of coverage, limits of coverage, and deductibles that it selects. The School District pays this annual premium to the OSP. (See Note 18).

**BLOOM VERNON LOCAL SCHOOL DISTRICT**

Notes to the Basic Financial Statements  
For the Fiscal Year Ended June 30, 2005

---

**NOTE 10 - RISK MANAGEMENT** (continued)

The types and amounts of coverage provided by the Ohio School Plan are as follows:

General Liability:

Bodily Injury and Property Damage - Each Occurrence and Sexual Abuse Injury - Each Offense	\$1,000,000
Personal and Advertising Injury - Each Offense	1,000,000
Fire Damage - Any One Event	500,000
Medical Expense - Any One Person	10,000
Medical Expense - Any One Accident	10,000
General Aggregate	3,000,000
Products - Completed Operations Aggregate	1,000,000
Employee Benefits Liability - Claims Made:	
Employee Benefits Injury - Each Offense	1,000,000
Employee Benefits Injury - Aggregate	3,000,000
Employer's Liability - Stop Gap Coverage - State (Ohio):	
Bodily Injury by Accident - Each Accident	1,000,000
Bodily Injury by Disease - Endorsement	1,000,000
Bodily Injury by Disease - Each Employee	1,000,000
Educational Legal Liability - Claims Made (\$10,000 deductible):	
Errors and Omissions Injury - Each Wrongful Act	1,000,000
Errors and Omissions Injury - Aggregate	2,000,000
Employment Practices Injury - Each Wrongful Act	1,000,000
Employment Practices Injury Aggregate	2,000,000

Settled claims have not exceeded this commercial coverage in any of the past three fiscal years. There has not been a significant decrease in insurance coverage from last fiscal year.

The School District is a member of the Scioto County Schools Council, a public entity shared risk pool (Note 17), offering employee medical and dental insurance to participating school districts within the county. Monthly premiums are paid to the South Central Ohio Educational Service Center as fiscal agent, who in turns pays the claims on the School District's behalf. The Council is responsible for the management and operations of the program. Upon termination from the Council, for any reason, the School District shall have no obligation under the plan beyond paying the difference between the claims incurred (even though later filed) and expenses of the plan due up to the date of termination plus extended benefits, if any, provided under the plan. All claims and expenses shall be paid from the funds of the Council.

**BLOOM VERNON LOCAL SCHOOL DISTRICT**

Notes to the Basic Financial Statements  
For the Fiscal Year Ended June 30, 2005

---

**NOTE 10 - RISK MANAGEMENT** (continued)

For fiscal year 2005, the School District participated in the Ohio School Boards Association Workers' Compensation Group Rating Plan (GRP), an insurance purchasing pool (Note 18). The intent of the GRP is to achieve the benefit of a reduced premium for the School District by virtue of its grouping and representation with other participants in the GRP. The workers' compensation experience of the participating school districts is calculated as one experience and a common premium rate is applied to all school districts in the GRP. Each participant pays its workers' compensation premium to the State based on the rate for the GRP rather than its individual rate. Total savings are then calculated and each participant's individual performance is compared to the overall savings percentage of the GRP. A participant will then either receive money from or be required to contribute to the "Equity Pooling Fund". This "equity pooling" arrangement insures that each participant shares equally in the overall performance of the GRP. Participation in the GRP is limited to school districts that can meet the GRP's selection criteria. The firm of Gates McDonald & Co. provides administrative, cost control and actuarial services to the GRP. Each year, the School District pays an enrollment fee to the GRP to cover costs of administering the program.

**NOTE 11 - DEFINED BENEFIT PENSION PLANS**

**A. School Employees Retirement System**

The School District contributes to the School Employees Retirement System (SERS), a cost-sharing multiple employer defined benefit pension plan. SERS provides retirement and disability benefits, annual cost-of-living adjustments, and death benefits to plan members and beneficiaries. Authority to establish and amend benefits is provided by Chapter 3309 of the Ohio Revised Code. SERS issues a publicly available, stand-alone financial report that includes financial statements and required supplementary information. That report may be obtained by writing to the School Employees Retirement System, 300 East Broad Street, Suite 100, Columbus, Ohio 43215-3476 or by calling (614) 222-5853.

Plan members are required to contribute 10 percent of their annual covered salary and the School District is required to contribute at an actuarially determined rate. The current School District rate is 14 percent of annual covered payroll. A portion of the School District's contribution is used to fund pension obligations with the remainder being used to fund health care benefits; for fiscal year 2005, 10.57 percent of annual covered salary was the portion used to fund pension obligations. For fiscal year 2004, 9.09 percent of annual covered salary was the portion used to fund pension obligations. The contribution requirements of plan members and employers are established and may be amended, up to statutory maximum amounts, by the SERS Retirement Board. The School District's required contributions for pension obligations to SERS for the fiscal years ended June 30, 2005, 2004 and 2003 were \$137,783, \$85,409 and \$96,336; 51.95 percent has been contributed for fiscal year 2005 and 100 percent for fiscal years 2004 and 2003.

**BLOOM VERNON LOCAL SCHOOL DISTRICT**

Notes to the Basic Financial Statements  
For the Fiscal Year Ended June 30, 2005

---

**NOTE 11 - DEFINED BENEFIT PENSION PLANS** (continued)

**B. State Teachers Retirement System of Ohio**

The School District participates in the State Teachers Retirement System of Ohio (STRS Ohio), a cost-sharing, multiple-employer public employee retirement system. STRS Ohio provides retirement and disability benefits to members and death and survivor benefits to beneficiaries. STRS Ohio issues a stand-alone financial report that may be obtained by writing to STRS Ohio, 275 E. Broad St., Columbus, OH 43215-3371 or by calling (614) 227-4090.

New members have a choice of three retirement plans, a Defined Benefit (DB) Plan, a Defined Contribution (DC) Plan and a Combined Plan. The DB plan offers an annual retirement allowance based on final average salary times a percentage that varies based on years of service, or an allowance based on member contributions and earned interest matched by STRS Ohio funds times an actuarially determined annuity factor. The DC Plan allows members to place all their member contributions and employer contributions equal to 10.5 percent of earned compensation into an investment account. Investment decisions are made by the member. A member is eligible to receive a retirement benefit at age 50 and termination of employment. The Combined Plan offers features of both the DC Plan and the DB Plan. In the Combined Plan, member contributions are invested by the member, and employer contributions are used to fund the defined benefit payment at a reduced level from the regular DB Plan. DC and Combined Plan members will transfer to the Defined Benefit Plan during their fifth year of membership unless they permanently select the DC or Combined Plan. Existing members with less than five years of service credit as of June 30, 2001, were given the option of making a one time irrevocable decision to transfer their account balances from the existing DB Plan into the DC Plan or the Combined Plan. This option expired on December 31, 2001. Benefits are established by Chapter 3307 of the Ohio Revised Code.

A DB or Combined Plan member with five or more years credited service who becomes disabled may qualify for a disability benefit. Eligible spouses and dependents of these active members who die before retirement may qualify for survivor benefits. Members in the DC Plan who become disabled are entitled only to their account balance. If a member dies before retirement benefits begin, the member's designated beneficiary is entitled to receive the member's account balance.

For the fiscal year ended June 30, 2005, plan members were required to contribute 10 percent of their annual covered salaries. The School District was required to contribute 14 percent; 13 percent was the portion used to fund pension obligations. Contribution rates are established by the State Teachers Retirement Board, upon recommendation of its consulting actuary, not to exceed statutory maximum rates of 10 percent for members and 14 percent for employers. Chapter 3307 of the Ohio Revised Code provides statutory authority for member and employer contributions.

The School District's required contributions for pension obligations to the DB Plan for the fiscal years ended June 30, 2005, 2004, and 2003 were \$474,642, \$454,302 and \$468,243; 83.41 percent has been contributed for fiscal year 2005 and 100 percent for fiscal years 2004 and 2003. Contributions to the DC and Combined Plans for fiscal year 2005 were \$59 made by the School District and \$3,525 made by the plan members.



**BLOOM VERNON LOCAL SCHOOL DISTRICT**

Notes to the Basic Financial Statements  
For the Fiscal Year Ended June 30, 2005

---

**NOTE 12 – POSTEMPLOYMENT BENEFITS**

The School District provides comprehensive health care benefits to retired teachers and their dependents through the State Teachers Retirement System of Ohio (STRS Ohio), and to retired non-certified employees and their dependents through the School Employees Retirement System (SERS). Benefits include hospitalization, physicians' fees, prescription drugs and reimbursement of monthly Medicare premiums. Benefit provisions and the obligations to contribute are established by the Systems based on authority granted by State statute. Both systems are on a pay-as-you-go basis.

All STRS retirees who participated in the DB or Combined Plans and their dependents are eligible for health care coverage. The STRS Ohio Board has statutory authority over how much, if any, of the health care costs will be absorbed by STRS Ohio. All benefit recipients pay a portion of the health care cost in the form of a monthly premium. By law, the cost of coverage paid from STRS Ohio funds is included in the employer contribution rate, currently 14 percent of covered payroll. For the fiscal year ended June 30, 2005, the STRS Ohio Board allocated employer contributions equal to 1.0 percent of covered payroll to the Health Care Stabilization Fund. For the School District, this amount equaled \$36,511 for fiscal year 2005.

STRS Ohio pays health care benefits from the Health Care Stabilization Fund. At June 30, 2004, (the latest information available) the balance in the Fund was \$3.1 billion. For the year ended June 30, 2004, net health care costs paid by STRS Ohio were \$268,739,000 and STRS Ohio had 111,853 eligible benefit recipients.

For SERS, coverage is made available to service retirees with ten or more fiscal years of qualifying service credit, and to disability and survivor benefit recipients. All retirees and beneficiaries are required to pay a portion of their premium for health care. The portion is based on years of service, Medicare eligibility, and retirement status. Premiums may be reduced for retirees whose household income falls below the poverty level.

After the allocation for basic benefits, the remainder of the employer's 14 percent contribution is allocated to providing health care benefits. For the fiscal year ended June 30, 2005, employer contributions to fund health care benefits were 3.43 percent of covered payroll, a decrease of 1.48 percent from fiscal year 2004. In addition, SERS levies a surcharge to fund health care benefits equal to 14 percent of the difference between a minimum pay and the member's pay, pro-rated for partial service credit. For fiscal year 2005, the minimum pay was established at \$27,400. However, the surcharge is capped at two percent of each employer's SERS salaries. For the School District, the amount contributed to fund health care benefits, including the surcharge, during the 2005 fiscal year equaled \$61,026.

The surcharge, added to the unallocated portion of the 14 percent employer contribution rate, provides for maintenance of the asset target level for the health care fund. The target level for the health care reserve is 150 percent of the annual health care expenses. Expenses for health care for the fiscal year ended June 30, 2004 (the latest information available), were \$223,443,805 and the target level was \$335.2 million. At June 30, 2004, SERS had net assets available for payment of health care benefits of \$300.8 million. SERS has approximately 62,000 participants currently receiving health care benefits.

**BLOOM VERNON LOCAL SCHOOL DISTRICT**

Notes to the Basic Financial Statements  
For the Fiscal Year Ended June 30, 2005

**NOTE 13 - EMPLOYEE BENEFITS**

**A. Compensated Absences**

The criteria for determining vacation and sick leave benefits are derived from negotiated contracts and State laws. Eligible classified employees and administrators earn ten to twenty days of vacation per fiscal year, depending upon length of service. Accumulated, unused vacation time is paid to classified employees and administrators upon termination of employment. Teachers do not earn vacation time.

Teachers, administrators, and classified employees earn sick leave at the rate of one and one-fourth days per month. Sick leave may be accumulated up to a maximum payment of 215 days for all personnel. Upon retirement, payment is made for one-fourth of accrued, but unused sick leave credit to a maximum payment of 50 days.

**B. Life Insurance**

The School District provides life insurance to all employees through SunLife.

**C. Deferred Compensation**

School District employees may participate in the Ohio Public Employees Deferred Compensation Plan. This plan was created in accordance with Internal Revenue Code Section 457. Participation is on a voluntary payroll deduction basis. The plan permits deferral of compensation until future years. According to the plan, the deferred compensation is not available until termination, retirement, death or an unforeseeable emergency.

**NOTE 14 - LONG-TERM OBLIGATIONS**

The changes in the School District's long-term obligations during fiscal year 2005 were as follows:

	Amount Outstanding 6/30/04	Additions	Deductions	Amount Outstanding 6/30/05	Amounts Due Within One Year
<u>Governmental Activities:</u>					
General Obligation Bonds:					
1988 Classroom Facilities General Obligation Bonds - 6.90%	\$280,000	\$0	\$60,000	\$220,000	\$55,000
1998 School Improvement Bonds - 6.25%	745,000	0	30,000	715,000	30,000
Total General Obligation Bonds	1,025,000	0	90,000	935,000	85,000
Other Long-Term Obligations:					
Compensated Absences	385,518	120,711	118,784	387,445	78,881
Total Governmental Activities Long-Term Obligations	<u>\$1,410,518</u>	<u>\$120,711</u>	<u>\$208,784</u>	<u>\$1,322,445</u>	<u>\$163,881</u>

**BLOOM VERNON LOCAL SCHOOL DISTRICT**

Notes to the Basic Financial Statements  
For the Fiscal Year Ended June 30, 2005

---

**NOTE 14 - LONG-TERM OBLIGATIONS** (continued)

*Classroom Facilities General Obligation Bonds* - On November 5, 1988, Bloom Vernon Local School District issued \$1,180,000 in voted general obligation bonds for the purpose of an addition to the primary school and for a new high school building. The bonds were issued for a twenty year period with final maturity at December 1, 2008. The bonds will be retired from the Debt Service Fund.

*School Improvement Bonds* - On December 1, 1998, Bloom Vernon Local School District issued \$865,100 in voted general obligation bonds for the construction of a new elementary school and for an addition to the high school building. The bonds were issued for a twenty-three year period with final maturity at December 31, 2020. The bonds will be retired from the Debt Service Fund.

Compensated absences will be paid from the General Fund and the Food Service, Education Management Information Systems, Disadvantaged Pupil Impact Aid, Title VI-B, Title I, Title II and Title II-A Special Revenue Funds.

The School District's overall legal debt margin was \$3,961,862 with an unvoted debt margin of \$49,501 at June 30, 2005.

Principal and interest requirements to retire the general obligation debt at June 30, 2005, are as follows:

<u>Fiscal year</u> <u>Ending June 30,</u>	<u>Principal</u>	<u>Interest</u>	<u>Total</u>
2006	\$85,000	\$52,828	\$137,828
2007	85,000	47,133	132,133
2008	90,000	41,301	131,301
2009	90,000	35,335	125,335
2010	35,000	31,335	66,335
2011-2015	210,000	122,441	332,441
2016-2020	275,000	54,861	329,861
2021	65,000	1,690	66,690
Total	<u>\$935,000</u>	<u>\$386,924</u>	<u>\$1,321,924</u>

**BLOOM VERNON LOCAL SCHOOL DISTRICT**

Notes to the Basic Financial Statements

For the Fiscal Year Ended June 30, 2005

---

**NOTE 15 – INTERFUND ACTIVITY**

**A. Interfund Receivables/Payables**

As of June 30, 2005, interfund receivables and payables that resulted from various interfund transactions were as follows:

		<b>Receivable</b>
		<u>General</u>
<b>Payable</b>	Other	
	Governmental Funds	<u>\$41,459</u>

General Fund advances are made to move unrestricted balances to support programs and projects accounted for in other funds. Advancing monies to other funds is necessary due to timing differences in the receiving of grant monies. When the monies are finally received, the grant fund will use these restricted monies to reimburse the General Fund for the initial advance.

**B. Interfund Transfers**

Transfers made during the year ended June 30, 2005, were as follows:

		<b>Transfers From</b>
		<u>General</u>
<b>Transfers To</b>	Other	
	Governmental Funds	<u>\$22,654</u>

Transfers are made to move unrestricted balances to support programs and projects accounted for in other funds.

***BLOOM VERNON LOCAL SCHOOL DISTRICT***

Notes to the Basic Financial Statements  
For the Fiscal Year Ended June 30, 2005

---

**NOTE 16 – JOINTLY GOVERNED ORGANIZATIONS**

**A. South Central Ohio Computer Association**

The School District is a participant in the South Central Ohio Computer Association (SCOCA) which is a computer consortium. SCOCA is an association of public school districts within the boundaries of Pickaway, Gallia, Adams, Brown, Highland, Lawrence, Pike, Ross, Jackson, Vinton, and Scioto Counties. The organization was formed for the purpose of applying modern technology with the aid of computers and other electronic equipment to administrative and instructional functions among member school districts. The governing board of SCOCA consists of two representatives from each county in the SCOCA service region designated by the Ohio Department of Education, two representatives of the school treasurers, and one representative from the fiscal agent. The School District paid SCOCA \$12,712 for membership services provided during the year. Financial information can be obtained from the fiscal agent, the Pike County Joint Vocational School District, Tonya Cooper, who serves as Treasurer, at P.O. Box 577, 175 Beaver Creek Road, Piketon, Ohio 45661.

**B. Coalition of Rural and Appalachian Schools**

The Coalition of Rural and Appalachian Schools (the “Coalition”) is a jointly governed organization of over one hundred school districts in southeastern Ohio. The Coalition is operated by a Board which is composed of fourteen members. The Board members are composed of one superintendent from each county elected by the school districts within that county. The Coalition provides various services for School District administrative personnel; gathers data regarding education in the region; cooperates with other professional groups to assess and develop programs designed to meet the needs of member districts; and provides staff development programs for School District personnel. The Coalition is not dependent upon the continued participation of the School District and the School District does not maintain an equity interest in or a financial responsibility for the Coalition. The School District paid \$300 to the Coalition for services provided during the year.

**C. Pilasco-Ross Special Education Regional Resource Center**

The Pilasco-Ross Special Education Regional Resource Center (SERRC) is a special education service center which represents Lawrence, Pike, Ross and Scioto Counties. The SERRC selects its own governing board, adopts its own budget and receives direct Federal and State grants for its operation. The jointly-governed organization was formed for the purpose of initiating, expanding and improving special education programs and services for children with disabilities and their parents.

**BLOOM VERNON LOCAL SCHOOL DISTRICT**

Notes to the Basic Financial Statements  
For the Fiscal Year Ended June 30, 2005

---

**NOTE 16 – JOINTLY GOVERNED ORGANIZATIONS** (continued)

The SERRC is governed by a Board composed of superintendents of participating schools, parents of children with disabilities, representatives of county boards of MR/DD, Joint Vocational Schools, Shawnee State University, and Ross-Pike, Lawrence and South Central Ohio Educational Service Centers, whose terms rotate every year. The degree of control exercised by any participating school district is limited to its representation on the Board. The fiscal agent for the SERRC is Dawson-Bryant Local School District. Financial information can be obtained by contacting Donald Washburn, Director of Pilasco-Ross, at the South Central Ohio Educational Service Center, 411 Court Street, Portsmouth, Ohio 45662.

**NOTE 17 – PUBLIC ENTITY SHARED RISK POOL**

**Scioto County Schools Council**

The School District is a member of the Scioto County Schools Council (the “Council”), a public entity shared risk pool. Several Scioto County school districts have entered into an agreement with the South Central Ohio Educational Service Center to form the Scioto County Schools Council. The overall objectives of the Council are to formulate and administer programs of health and dental insurance for the benefit of the Council members’ employees and their dependents, to obtain lower costs for health and dental coverage, and to secure cost control by implementing a program of comprehensive loss control. The Council’s business and affairs are managed by a Board of Directors, consisting of the superintendents from each of the participating school districts.

The School District pays premiums based on what the Council estimates will cover the costs of all claims for which the Council is obligated. If the School District’s claims exceed its premiums, there is no individual supplemental assessment; on the other hand, if the School District’s claims are low, it will not receive a refund. The Council views its activities in the aggregate, rather than on an individual entity basis. To obtain financial information, write to the fiscal agent, South Central Ohio Educational Service Center, 411 Court Street, Portsmouth, Ohio 45662.

**NOTE 18 – INSURANCE PURCHASING POOLS**

**A. Ohio School Boards Association Workers’ Compensation Group Rating Plan**

The School District participates in the Ohio School Boards Association Workers’ Compensation Group Rating Plan (GRP), an insurance purchasing pool. The GRP’s business and affairs are conducted by a three member Board of Directors consisting of the President, the President-Elect and the Immediate Past President of the OSBA. The Executive Director of the OSBA, or his designee, serves as coordinator of the program. Each fiscal year, the participating school districts pay an enrollment fee to the GRP to cover the costs of administering the program.

**BLOOM VERNON LOCAL SCHOOL DISTRICT**

Notes to the Basic Financial Statements

For the Fiscal Year Ended June 30, 2005

---

**NOTE 18 – INSURANCE PURCHASING POOL** (continued)

**B. Ohio School Plan**

The School District participates in the Ohio School Plan (OSP), an insurance purchasing pool. The Ohio School Plan (OSP) is created and organized pursuant to and as authorized by Section 2744.081 of the Ohio Revised Code. The OSP is an unincorporated, non-profit association of its members and an instrumentality for each member for the purpose of enabling members of the Plan to provide for a formalized, joint insurance purchasing program to maintain adequate insurance protection, risk management programs and other administrative services. The OSP's business and affairs are conducted by a fifteen member Board of directors consisting of school district superintendents and treasurers, as well as the president of Harcum-Schuett Insurance Agency, Inc. and a partner of the Hylant Group, Inc. Hylant Group, Inc. is the Administrator of the OSP and is responsible for processing claims. Harcum-Schuett Insurance Agency, Inc. is the sales and marketing representative, which establishes agreements between OSP and member schools.

**NOTE 19 – SET-ASIDE CALCULATIONS**

The School District is required by State statute to annually set aside in the General Fund an amount based on a statutory formula for the purchase of textbooks and other instructional materials and an equal amount for the acquisition and construction of capital improvements. Amounts not spent by fiscal year-end or offset by similarly restricted resources received during the fiscal year must be held in cash at fiscal year-end and carried forward to be used for the same purposes in future fiscal years.

The following cash basis information describes the change in the fiscal year-end set-aside amounts for textbooks and instructional materials and for capital acquisitions. Disclosure of this information is required by State statute.

	Textbooks and Instructional Materials	Capital Acquisitions
Set-aside Reserve Balance as of June 30, 2004	(\$20,917)	\$21,850
Current Year Set-aside Requirement	122,754	122,754
Current Year Offsets	0	(70,644)
Qualifying Disbursements	(121,033)	(65,696)
Totals	(\$19,196)	\$8,264
Set-aside Reserve Balance as of June 30, 2005	\$0	\$8,264

The School District had qualifying disbursements during the fiscal year that reduced the textbooks and instructional materials set-aside to below zero. This extra amount may be used to reduce the set-aside requirement in future fiscal years.

**BLOOM VERNON LOCAL SCHOOL DISTRICT**

Notes to the Basic Financial Statements

For the Fiscal Year Ended June 30, 2005

---

**NOTE 20 - CONTINGENCIES**

**A. Grants**

The School District received financial assistance from federal and State agencies in the form of grants. The expenditure of funds received under these programs generally requires compliance with terms and conditions specified in the grant agreements and is subject to audit by the grantor agencies. Any disallowed claims resulting from such audits could become a liability of the General Fund or other applicable funds. However, in the opinion of management, any such disallowed claims will not have a material adverse effect on the overall financial position of the School District at June 30, 2005.

**B. Litigation**

The School District is party to two legal proceedings. However, no liability has been accrued on the financial statements since the ultimate disposition of the claims and legal proceedings have yet to be determined and the amount of liability, if any, is not measurable.



Bloom-Vernon Local School District  
Scioto County

Schedule of Federal Awards Expenditures  
For the Year Ended June 30, 2005

Federal Grantor/ Pass Through Grantor/ Program Title	Pass Through Entity Number	Federal CFDA Number	Receipts	Non-Cash Receipts	Disbursements	Non-Cash Disbursements
<b>United States Department of Agriculture</b>						
<i>Passed through Ohio Department of Education</i>						
<i>Nutrition Cluster:</i>						
Food Donation Program	NA	10.550	\$0	\$47,560	\$0	\$47,560
School Breakfast Program	05PU	10.553	69,686	0	69,686	0
National School Lunch	LLP4	10.555	158,090	0	158,090	0
<b>Total United States Department of Agriculture - Nutrition Cluster</b>			227,776	47,560	227,776	47,560
<b>United States Department of Education</b>						
<i>Passed through Ohio Department of Education</i>						
Title I Grants to Local Education Agencies	C1S1	84.010	359,465	0	404,072	0
Special Education Grants to States	6BSF	84.027	215,314	0	214,782	0
Safe & Drug Free Schools and Communities - State Grants	DRS1	84.186	12,861	0	15,262	0
Even Start_State Educational Agencies	EVS5	84.213	160,057	0	159,303	0
School Grants for Innovative Programs	C2S1	84.298	4,862	0	4,927	0
Education Technology State Grants	TJS1	84.318	10,351	0	10,551	0
Advanced Placement Program	AVS1	84.33	300	0	0	0
Rural Education	RUS1	84.358	35,290	0	37,581	0
Improving Teacher Quality State Grants	TRS1	84.367	90,022	0	85,905	0
<b>Total United States Department of Education</b>			1,116,298	47,560	1,160,159	47,560
<b>Coporation for National and Community Service</b>						
<i>Passed through Ohio Department of Education</i>						
Learn and Serve America_School and Community Based Programs	SVS1	94.004	13,400	0	12,724	0
<b>Centers for Medicare and Medicaid Services</b>						
Medical Assistance Program	N	93.778	3,058	0	3,058	0
<b>Total Federal Financial Assistance</b>			<u>\$1,132,756</u>	<u>\$47,560</u>	<u>\$1,175,941</u>	<u>\$47,560</u>

N/A - Not Available

N - Direct from federal agency

See accompanying notes to the Schedule of Federal Awards Expenditures

**BLOOM VERNON LOCAL SCHOOL DISTRICT  
SCIOTO COUNTY**

**NOTES TO THE SCHEDULE OF FEDERAL AWARDS EXPENDITURES  
FOR THE YEAR ENDED JUNE 30, 2005**

**NOTE A – SIGNIFICANT ACCOUNTING POLICIES**

The accompanying Schedule of Receipts and Expenditures of Federal Awards (the Schedule) is a summary of the activity of the District's federal award programs. The Schedule has been prepared on the cash basis of accounting.

**NOTE B – CHILD NUTRITION CLUSTER**

Program regulations do not require the District to maintain separate inventory records for purchased food and food received from the U.S. Department of Agriculture. This nonmonetary assistance (expenditures) is reported in the Schedule at the fair market value of the commodities received.

Cash receipts from the U.S. Department of Agriculture are commingled with State grants. It is assumed federal monies are expended first.

**BALESTRA, HARR & SCHERER, CPAs, INC.**

528 South West Street, P.O. Box 687  
Piketon, Ohio 45661

---

Telephone (740) 289-4131  
Fax (740) 289-3639  
www.bhscpas.com

Member American Institute of Certified Public Accountants

Ohio Society of Certified Public Accountants

**Report on Internal Control Over Financial Reporting and on Compliance and Other Matters Based on an Audit of Financial Statements Performed in Accordance with *Government Auditing Standards***

Members of the Board  
Bloom Vernon Local School District  
P.O. Box 237  
South Webster, Ohio 45682

To the Board of Education:

We have audited the financial statements of the governmental activities, each major fund, and the aggregate remaining fund information, which collectively comprise the financial statements of the Bloom Vernon Local School District, Scioto County, Ohio (the District), as of and for the year ended June 30, 2005 and have issued our report thereon dated March 22, 2006, wherein we noted the District adopted Governmental Accounting Standards Board Statement numbers 40 and 46, and GASB Technical Bulletin No. 2004-002. We conducted our audit in accordance with auditing standards generally accepted in the United States of America and the standards applicable to financial audits contained in *Government Auditing Standards*, issued by the Comptroller General of the United States.

**Internal Control Over Financial Reporting**

In planning and performing our audit, we considered the District's internal control over financial reporting in order to determine our auditing procedures for the purpose of expressing our opinion on the financial statements and not to provide an opinion on the internal control over financial reporting. Our consideration of the internal control over financial reporting would not necessarily disclose all matters in the internal control that might be material weaknesses. A material weakness is a reportable condition in which the design or operation of one or more of the internal control components does not reduce to a relatively low level the risk that misstatements caused by error or fraud in amounts that would be material in relation to the financial statements being audited may occur and not be detected within a timely period by employees in the normal course of performing their assigned functions. We noted no matters involving the internal control over financial reporting and its operation that we consider to be material weaknesses.


**Compliance and Other Matters**

As part of obtaining reasonable assurance about whether the District's financial statements are free of material misstatement, we performed tests of its compliance with certain provisions of laws, regulations, contracts and grant agreements, noncompliance with which could have a direct and material effect on the determination of financial statement amounts. However, providing an opinion on compliance with those provisions was not an objective of our audit and, accordingly, we do not express such an opinion. The results of our tests disclosed no instances of noncompliance or other matters that are required to be reported under *Government Auditing Standards*.

We noted certain matters that we have reported to the School District's management in a separate letter dated March 22, 2006.

Bloom Vernon Local School District  
Scioto County  
Report on Internal Control Over Financial Reporting and on Compliance  
and Other Matters Based on an Audit Performed in Accordance  
with *Governmental Auditing Standards*  
Page 2

This report is intended for the information and use of the audit committee, management, the Board of Education, and federal awarding agencies and pass-through entities, and is not intended to be and should not be used by anyone other than these specified parties.

A handwritten signature in cursive script that reads "Balestra, Harr & Scherer". The signature is written in black ink on a light-colored background.

Balestra, Harr & Scherer, CPAs, Inc.

March 22, 2006

# BALESTRA, HARR & SCHERER, CPAs, INC.

528 South West Street, P.O. Box 687  
Piketon, Ohio 45661

---

Telephone (740) 289-4131  
Fax (740) 289-3639  
www.bhscpas.com

Member American Institute of Certified Public Accountants

Ohio Society of Certified Public Accountants

## **Report on Compliance with Requirements Applicable to Each Major Program and on Internal Control Over Compliance in Accordance With OMB Circular A-133**

Bloom Vernon Local School District  
Scioto County  
P.O. Box 237  
South Webster, Ohio 45682

To the Board of Education:

### **Compliance**

We have audited the compliance of the Bloom Vernon Local School District (the District) with the types of compliance requirements described in the U.S. Office of Management and Budget (OMB) *Circular A-133, Compliance Supplement* that are applicable to its major federal program for the year ended June 30, 2005. The District's major federal program is identified in the summary of auditor's results section of the accompanying schedule of findings and questioned costs. Compliance with the requirements of laws, regulations, contracts and grants applicable to its major federal program is the responsibility of the District's management. Our responsibility is to express an opinion on the District's compliance based on our audit.

We conducted our audit of compliance in accordance with auditing standards generally accepted in the United States of America; the standards applicable to financial audits contained in *Government Auditing Standards*, issued by the Comptroller General of the United States; and OMB Circular A-133, *Audits of States, Local Governments, and Non-Profit Organizations*. Those standards and OMB Circular A-133 require that we plan and perform the audit to obtain reasonable assurance about whether noncompliance with the types of compliance requirements referred to above that could have a direct and material effect on a major federal program occurred. An audit includes examining, on a test basis, evidence about the District's compliance with those requirements and performing such other procedures as we considered necessary in the circumstances. We believe that our audit provides a reasonable basis for our opinion. Our audit does not provide a legal determination of the District's compliance with those requirements.


In our opinion, the District complied, in all material respects, with the requirements referred to above that are applicable to its major federal program for the year ended June 30, 2005.

### **Internal Control Over Compliance**

The management of the District is responsible for establishing and maintaining effective internal control over compliance with requirements of laws, regulations, contracts and grants applicable to federal programs. In planning and performing our audit, we considered the internal control over compliance with requirements that could have a direct and material effect on a major federal program in order to determine our auditing procedures for the purpose of expressing our opinion on compliance and to test and report on internal control over compliance in accordance with OMB Circular A-133.

Our consideration of the internal control over compliance would not necessarily disclose all matters in the internal control that might be material weaknesses. A material weakness is a reportable condition in which the design or operation of one or more of the internal control components does not reduce to a relatively low level the risk that noncompliance with applicable requirements of laws, regulation, contracts and grants caused by error or fraud that would be material in relation to a major federal program being audited may occur and not be detected within a timely period by employees in the normal course of performing their assigned functions. We noted no matters involving the internal control over compliance and its operation that we consider to be material weaknesses.

This report is intended solely for the information and use of the audit committee, management, members of the Board, and federal awarding agencies and pass-through entities and is not intended to be and should not be used by anyone other than these specified parties.

A handwritten signature in cursive script that reads "Balestra, Harr & Scherer". The signature is written in black ink on a light-colored background.

Balestra, Harr & Scherer, CPAs, Inc.  
March 22, 2006

SCHEDULE OF FINDINGS AND QUESTIONED COSTS  
OMB CIRCULAR A-133 SECTION .505

BLOOM VERNON LOCAL SCHOOL DISTRICT  
SCIOTO COUNTY  
JUNE 30, 2005

**1. SUMMARY OF AUDITOR'S RESULTS**

(d)(1)(i)	Type of Financial Statement Opinion	Unqualified
(d)(1)(ii)	Were there any material control weakness conditions reported at the financial statement level (GAGAS)?	No
(d)(1)(ii)	Were there any other reportable control weakness conditions reported at the financial statement level (GAGAS)?	No
(d)(1)(iii)	Was there any reported noncompliance at the financial statement level (GAGAS)?	No
(d)(1)(iv)	Were there any material internal control weakness conditions reported for major federal programs?	No
(d)(1)(iv)	Were there any other reportable internal control weakness conditions reported for major federal programs?	No
(d)(1)(v)	Type of Major Programs' Compliance Opinion	Unqualified
(d)(1)(vi)	Are there any reportable findings under section .510?	No
(d)(1)(vii)	Major Programs (list):	Title I Grants to LEAs, CFDA #84.010
(d)(1)(viii)	Dollar Threshold: Type A\B Programs	Type A: > \$300,000 Type B: all others
(d)(1)(ix)	Low Risk Auditee?	Yes

SCHEDULE OF FINDINGS AND QUESTIONED COSTS  
OMB CIRCULAR A-133 SECTION .505

BLOOM VERNON LOCAL SCHOOL DISTRICT  
SCIOTO COUNTY  
JUNE 30, 2005

**2. FINDINGS RELATED TO THE FINANCIAL STATEMENTS  
REQUIRED TO BE REPORTED IN ACCORDANCE WITH GAGAS**

None

**3. FINDINGS AND QUESTIONED COSTS FOR FEDERAL AWARDS**

None





**Auditor of State  
Betty Montgomery**

88 East Broad Street  
P.O. Box 1140  
Columbus, Ohio 43216-1140

Telephone 614-466-4514  
800-282-0370

Facsimile 614-466-4490

**BLOOM VERNON LOCAL SCHOOL DISTRICT  
SCIOTO COUNTY**

**CLERK'S CERTIFICATION**

**This is a true and correct copy of the report which is required to be filed in the Office of the Auditor of State pursuant to Section 117.26, Revised Code, and which is filed in Columbus, Ohio.**

*Susan Babbitt*

**CLERK OF THE BUREAU**

**CERTIFIED  
JULY 6, 2006**