

**CLEAR FORK VALLEY LOCAL
SCHOOL DISTRICT**

RICHLAND COUNTY, OHIO

**BASIC FINANCIAL STATEMENTS
(AUDITED)
FOR THE FISCAL YEAR ENDED
JUNE 30, 2006**

LARRY LIFER, TREASURER

This Page is Intentionally Left Blank.



Mary Taylor, CPA
Auditor of State

Board of Education
Clear Fork Valley Local School District
92 Hines Avenue
Bellville, Ohio 44813

We have reviewed the *Independent Auditor's Report* of the Clear Fork Valley Local School District, Richland County, prepared by Julian and Grube, Inc., for the audit period July 1, 2005 through June 30, 2006. Based upon this review, we have accepted these reports in lieu of the audit required by Section 117.11, Revised Code. The Auditor of State did not audit the accompanying financial statements and, accordingly, we are unable to express, and do not express an opinion on them.

Our review was made in reference to the applicable sections of legislative criteria, as reflected by the Ohio Constitution, and the Revised Code, policies, procedures and guidelines of the Auditor of State, regulations and grant requirements. The Clear Fork Valley Local School District is responsible for compliance with these laws and regulations.

Mary Taylor

MARY TAYLOR, CPA
Auditor of State

January 8, 2007

This Page is Intentionally Left Blank.

CLEAR FORK VALLEY LOCAL SCHOOL DISTRICT
RICHLAND COUNTY, OHIO
BASIC FINANCIAL STATEMENTS
FOR THE FISCAL YEAR ENDED JUNE 30, 2006

TABLE OF CONTENTS

Independent Auditor's Report	1 - 2
Management's Discussion and Analysis	3 - 12
Basic Financial Statements:	
Government-Wide Financial Statements:	
Statement of Net Assets	13
Statement of Activities	14
Fund Financial Statements:	
Balance Sheet - Governmental Funds	15
Reconciliation of Total Governmental Fund Balances to Net Assets of Governmental Activities	16
Statement of Revenues, Expenditures and Changes in Fund Balances - Governmental Funds.....	17
Reconciliation of the Statement of Revenues, Expenditures and Changes in Fund Balances of Governmental Funds to the Statement of Activities	18
Statement of Revenues, Expenditures and Changes in Fund Balance - Budget and Actual (Non GAAP Budgetary Basis) - General Fund	19
Statement of Net Assets - Proprietary Fund	20
Statement of Revenues, Expenses and Changes in Net Assets - Proprietary Fund	21
Statement of Cash Flows - Proprietary Fund.....	22
Statement of Fiduciary Net Assets - Fiduciary Funds	23
Statement of Changes in Fiduciary Net Assets - Fiduciary Funds	24
Notes to the Basic Financial Statements.....	25 - 50
Supplemental Data:	
Schedule of Receipts and Expenditures of Federal Awards	51
Report on Internal Control Over Financial Reporting and on Compliance and Other Matters Based on an Audit of Financial Statements Performed in Accordance With <i>Government Auditing Standards</i>	52 - 53
Report on Compliance With Requirements Applicable to Its Major Federal Program and on Internal Control Over Compliance in Accordance with <i>OMB Circular A-133</i>	54 - 55
Schedule of Findings	56 - 57



Julian & Grube, Inc.
Serving Ohio Local Governments

333 County Line Rd. West, Westerville, OH 43082 Phone: 614.846.1899 Fax: 614.846.2799

Independent Auditor's Report

Board of Education
Clear Fork Valley Local School District
92 Hines Ave.
Belleville, Ohio 44813-1232

We have audited the accompanying financial statements of the governmental activities, each major fund, and the aggregate remaining fund information of the Clear Fork Valley Local School District, Richland County (the "District") as of and for the fiscal year ended June 30, 2006, which collectively comprise the District's basic financial statements as listed in the table of contents. These financial statements are the responsibility of the Clear Fork Valley Local School District's management. Our responsibility is to express opinions on these financial statements based on our audit.

We conducted our audit in accordance with auditing standards generally accepted in the United States of America and the standards applicable to financial audits contained in *Government Auditing Standards* issued by the Comptroller General of the United States. Those standards require that we plan and perform the audit to obtain reasonable assurance about whether the financial statements are free of material misstatement. An audit includes examining, on a test basis, evidence supporting the amounts and disclosures in the financial statements. An audit also includes assessing the accounting principles used and the significant estimates made by management, as well as evaluating the overall financial statement presentation. We believe that our audit provides a reasonable basis for our opinions.

In our opinion, the basic financial statements referred to above present fairly, in all material respects, the respective financial position of the governmental activities, each major fund, and the aggregate remaining fund information of the Clear Fork Valley Local School District, Richland County, Ohio, as of June 30, 2006, and the respective changes in financial position and cash flows, where applicable, thereof and the respective budgetary comparison for the general fund for the fiscal year then ended in conformity with accounting principles generally accepted in the United States of America.

Independent Auditor's Report
Clear Fork Valley Local School District
Page Two

In accordance with *Government Auditing Standards*, we have also issued our report dated November 3, 2006, on our consideration of the District's internal control over financial reporting and on our tests of its compliance with certain provisions of laws, regulations, contracts, and grant agreements and other matters. The purpose of that report is to describe the scope of our testing of internal control over financial reporting and compliance and the results of that testing, and not to provide an opinion on the internal control over financial reporting or on compliance. That report is an integral part of an audit performed in accordance with *Government Auditing Standards* and should be considered in assessing the results of our audit.

The management's discussion and analysis is not a required part of the basic financial statements but is supplementary information required by accounting principles generally accepted in the United States of America. We have applied certain limited procedures, which consisted principally of inquiries of management regarding the methods of measurement and presentation of the supplementary information. However, we did not audit the information and express no opinion on it.

Our audit was conducted for the purpose of forming opinions on the financial statements that collectively comprise the Clear Fork Valley Local School District's basic financial statements. The accompanying schedule of receipts and expenditures of federal awards is presented for purposes of additional analysis as required by U. S. Office of Management and Budget Circular A-133, *Audits of States, Local Governments, and Non-Profit Organizations*, and is not a required part of the basic financial statements of the Clear Fork Valley Local School District. Such information has been subjected to the auditing procedures applied in the audit of the basic financial statements and, in our opinion, is fairly stated, in all material respects in relation to the basic financial statements taken as a whole.

A handwritten signature in cursive script that reads "Julian & Grube, Inc.".

Julian & Grube, Inc.
November 3, 2006

**CLEAR FORK VALLEY LOCAL SCHOOL DISTRICT
RICHLAND COUNTY, OHIO**

**MANAGEMENT'S DISCUSSION AND ANALYSIS
FOR THE FISCAL YEAR ENDED JUNE 30, 2006**

The management's discussion and analysis of the Clear Fork Valley Local School District's (the "District") financial performance provides an overall review of the District's financial activities for the fiscal year ended June 30, 2006. The intent of this discussion and analysis is to look at the District's financial performance as a whole; readers should also review the basic financial statements and the notes to the basic financial statements to enhance their understanding of the District's financial performance.

Financial Highlights

Key financial highlights for 2006 are as follows:

- In total, net assets of governmental activities increased \$1,400,526 which represents an 26.16% increase from 2005.
- General revenues accounted for \$13,288,605 in revenue or 86.09% of all revenues. Program specific revenues, in the form of charges for services and sales, grants and contributions accounted for \$2,146,836 or 13.91% of total revenues of \$15,435,441.
- The District had \$14,034,915 in expenses related to governmental activities; only \$2,146,836 of these expenses was offset by program specific charges for services, grants or contributions. General revenues supporting governmental activities (primarily taxes and unrestricted grants and entitlements) of \$13,288,605 were adequate to provide for these programs.
- The District's major governmental funds are the general fund and debt service fund. The general fund had \$13,039,135 in revenues and \$12,291,766 in expenditures and other financing sources. The general fund had an increase in the reserve for inventory for 2006 of \$3,062. During fiscal 2006, the general fund's fund balance increased \$747,369 from \$1,718,279 to \$2,468,710.
- The debt service fund had \$514,122 in revenues and \$712,887 in expenditures. During fiscal 2006, the debt service fund's fund balance decreased \$198,765 from \$1,103,330 to \$904,565.

Using the Basic Financial Statements (BFS)

This annual report consists of a series of financial statements and notes to those statements. These statements are organized so the reader can understand the District as a financial whole, an entire operating entity. The statements then proceed to provide an increasingly detailed look at specific financial activities.

The *Statement of Net Assets* and *Statement of Activities* provide information about the activities of the whole District, presenting both an aggregate view of the District's finances and a longer-term view of those finances. Fund financial statements provide the next level of detail. For governmental funds, these statements tell how services were financed in the short-term as well as what remains for future spending. The fund financial statements also look at the District's most significant funds with all other nonmajor funds presented in total in one column. In the case of the District, the general fund and debt service fund are by far the most significant funds, and the only governmental funds reported as major funds.

**CLEAR FORK VALLEY LOCAL SCHOOL DISTRICT
RICHLAND COUNTY, OHIO**

MANAGEMENT'S DISCUSSION AND ANALYSIS
FOR THE FISCAL YEAR ENDED JUNE 30, 2006

Reporting the District as a Whole

Statement of Net Assets and the Statement of Activities

While this document contains the large number of funds used by the District to provide programs and activities, the view of the District as a whole looks at all financial transactions and asks the question, "How did we do financially during 2006?" The Statement of Net Assets and the Statement of Activities answer this question. These statements include *all assets, liabilities, revenues and expenses* using the *accrual basis of accounting* similar to the accounting used by most private-sector companies. This basis of accounting will take into account all of the current year's revenues and expenses regardless of when cash is received or paid.

These two statements report the District's *net assets* and changes in those assets. This change in net assets is important because it tells the reader that, for the District as a whole, the *financial position* of the District has improved or diminished. The causes of this change may be the result of many factors, some financial, some not. Non-financial factors include the District's property tax base, current property tax laws in Ohio restricting revenue growth, facility conditions, required educational programs and other factors.

In the Statement of Net Assets and the Statement of Activities, the Governmental Activities include the District's programs and services, including instruction, support services, operation and maintenance of plant, pupil transportation, extracurricular activities, and food service operations.

The District's statement of net assets and statement of activities can be found on pages 13-14 of this report.

Reporting the District's Most Significant Funds

Fund Financial Statements

The analysis of the District's major governmental funds begins on page 9. Fund financial reports provide detailed information about the District's major funds. The District uses many funds to account for a multitude of financial transactions. However, these fund financial statements focus on the District's most significant funds. The District's major governmental funds are the general fund and debt service fund.

Governmental Funds

Most of the District's activities are reported in governmental funds, which focus on how money flows into and out of those funds and the balances left at year-end available for spending in future periods. These funds are reported using an accounting method called *modified accrual* accounting, which measures cash and all other *financial assets* than can readily be converted to cash. The governmental fund financial statements provide a detailed *short-term* view of the District's general government operations and the basic services it provides. Governmental fund information helps you determine whether there are more or fewer financial resources that can be spent in the near future to finance educational programs. The relationship (or differences) between governmental *activities* (reported in the Statement of Net Assets and the Statement of Activities) and governmental *funds* is reconciled in the basic financial statements. The basic governmental fund financial statements can be found on pages 15-19 of this report.

Proprietary Funds

The District maintains a proprietary fund. Internal service funds are an accounting device used to accumulate and allocate costs internally among the District's various functions. The District's internal service fund accounts for employee benefits self-insurance. The basic proprietary fund financial statements can be found on pages 20-22 of this report.

**CLEAR FORK VALLEY LOCAL SCHOOL DISTRICT
RICHLAND COUNTY, OHIO**

MANAGEMENT'S DISCUSSION AND ANALYSIS
FOR THE FISCAL YEAR ENDED JUNE 30, 2006

Reporting the District's Fiduciary Responsibilities

The District is the trustee, or fiduciary, for its scholarship programs. This activity is presented as a private-purpose trust fund. The District also acts in a trustee capacity as an agent for individuals. These activities are reported in an agency fund. All of the District's fiduciary activities are reported in separate Statements of Fiduciary Net Assets and Changes in Fiduciary Net Assets on pages 23 and 24. These activities are excluded from the District's other financial statements because the assets cannot be utilized by the District to finance its operations.

Notes to the Basic Financial Statements

The notes provide additional information that is essential to a full understanding of the data provided in the government-wide and fund financial statements. These notes to the basic financial statements can be found on pages 25-50 of this report.

The District as a Whole

The Statement of Net Assets provides the perspective of the District as a whole. The table below provides a summary of the District's net assets for 2006 and 2005.

	Net Assets	
	Governmental Activities <u>2006</u>	Governmental Activities <u>2005</u>
<u>Assets</u>		
Current and other assets	\$ 10,491,537	\$ 8,998,846
Capital assets	<u>10,117,728</u>	<u>10,368,826</u>
Total assets	<u>20,609,265</u>	<u>19,367,672</u>
<u>Liabilities</u>		
Current liabilities	5,494,191	5,350,379
Long-term liabilities	<u>8,361,807</u>	<u>8,664,552</u>
Total liabilities	<u>13,855,998</u>	<u>14,014,931</u>
<u>Net Assets</u>		
Invested in capital assets, net of related debt	2,799,218	2,833,826
Restricted	1,425,740	1,641,819
Unrestricted	<u>2,528,309</u>	<u>877,096</u>
Total net assets	<u>\$ 6,753,267</u>	<u>\$ 5,352,741</u>

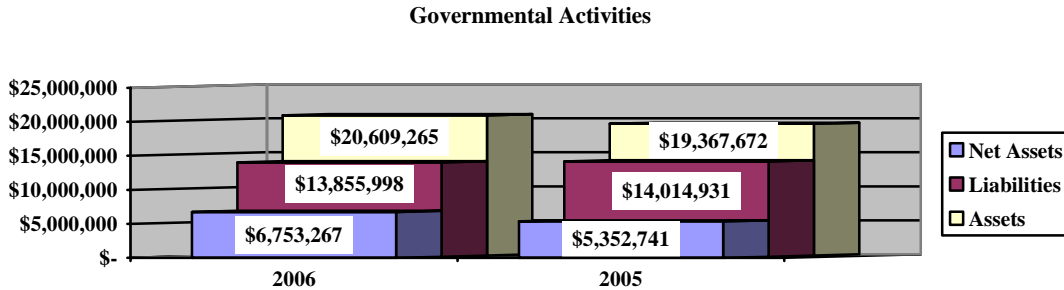
Over time, net assets can serve as a useful indicator of a government's financial position. At June 30, 2006, the District's assets exceeded liabilities by \$6,753,267.

**CLEAR FORK VALLEY LOCAL SCHOOL DISTRICT
RICHLAND COUNTY, OHIO**

**MANAGEMENT'S DISCUSSION AND ANALYSIS
FOR THE FISCAL YEAR ENDED JUNE 30, 2006**

At year-end, capital assets represented 49.09% of total assets. Capital assets include land, buildings and improvements, furniture and equipment and vehicles. Capital assets, net of related debt to acquire the assets at June 30, 2006, were \$2,799,218. These capital assets are used to provide services to the students and are not available for future spending. Although the District's investment in capital assets is reported net of related debt, it should be noted that the resources to repay the debt must be provided from other sources, since capital assets may not be used to liquidate these liabilities.

A portion of the District's net assets, \$1,425,740, represents resources that are subject to external restriction on how they may be used. The remaining balance of unrestricted net assets of \$2,528,309 may be used to meet the District's ongoing obligations to the students and creditors. The table below illustrates the District's assets, liabilities and net assets at June 30, 2006 and 2005:



The table below shows the change in net assets for fiscal year 2006 and 2005.

	<u>Change in Net Assets</u>	
	<u>Governmental Activities 2006</u>	<u>Governmental Activities 2005</u>
<u>Revenues</u>		
Program revenues:		
Charges for services and sales	\$ 1,214,933	\$ 1,108,350
Operating grants and contributions	931,903	973,084
General revenues:		
Property taxes	4,282,361	4,515,216
Grants and entitlements	8,773,139	8,550,901
Investment earnings	226,584	73,383
Miscellaneous	<u>6,521</u>	<u>20,344</u>
Total revenues	<u>15,435,441</u>	<u>15,241,278</u>

**CLEAR FORK VALLEY LOCAL SCHOOL DISTRICT
RICHLAND COUNTY, OHIO**

**MANAGEMENT'S DISCUSSION AND ANALYSIS
FOR THE FISCAL YEAR ENDED JUNE 30, 2006**

Change in Net Assets

	Governmental Activities <u>2006</u>	Governmental Activities <u>2005</u>
<u>Expenses</u>		
Program expenses:		
Instruction:		
Regular	\$ 5,520,145	\$ 5,099,992
Special	1,212,744	1,095,007
Vocational	138,495	132,681
Other	573,469	397,807
Support services:		
Pupil	648,860	653,313
Instructional staff	646,961	625,518
Board of education	53,087	45,497
Administration	911,878	971,135
Fiscal	293,109	290,747
Operations and maintenance	1,623,674	1,426,605
Pupil transportation	862,094	894,847
Central	49,943	43,707
Food service operations	617,822	710,310
Operations of non-instructional services	101,611	44,010
Extracurricular activities	377,536	344,981
Interest and fiscal charges	<u>403,487</u>	<u>293,442</u>
Total expenses	<u>14,034,915</u>	<u>13,069,599</u>
Change in net assets	1,400,526	2,171,679
Net assets at beginning of year	<u>5,352,741</u>	<u>3,181,062</u>
Net assets at end of year	<u><u>\$ 6,753,267</u></u>	<u><u>\$ 5,352,741</u></u>

Governmental Activities

Net assets of the District's governmental activities increased \$1,400,526. Total governmental expenses of \$14,034,915 were offset by program revenues of \$2,146,836 and general revenues of \$13,288,605. Program revenues supported 15.30% of the total governmental expenses.

The primary sources of revenue for governmental activities are derived from property taxes and grants and entitlements. These revenue sources represent 84.58% of total governmental revenue. Real estate property is reappraised every six years.

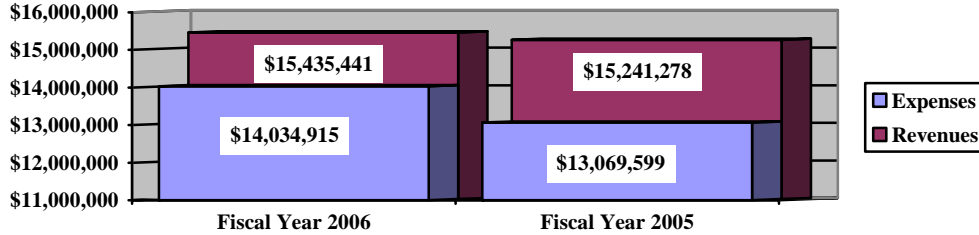
The largest expense of the District is for instructional programs. Instruction expenses totaled \$7,444,853 or 53.05% of total governmental expenses for fiscal 2006.

**CLEAR FORK VALLEY LOCAL SCHOOL DISTRICT
RICHLAND COUNTY, OHIO**

**MANAGEMENT'S DISCUSSION AND ANALYSIS
FOR THE FISCAL YEAR ENDED JUNE 30, 2006**

The graph below presents the District's governmental activities revenue and expenses for fiscal year 2006 and 2005.

Governmental Activities - Revenues and Expenses



The Statement of Activities shows the cost of program services and the charges for services and grants offsetting those services. The following table shows, for governmental activities, the total cost of services and the net cost of services. That is, it identifies the cost of these services supported by tax revenue and unrestricted State grants and entitlements.

Governmental Activities

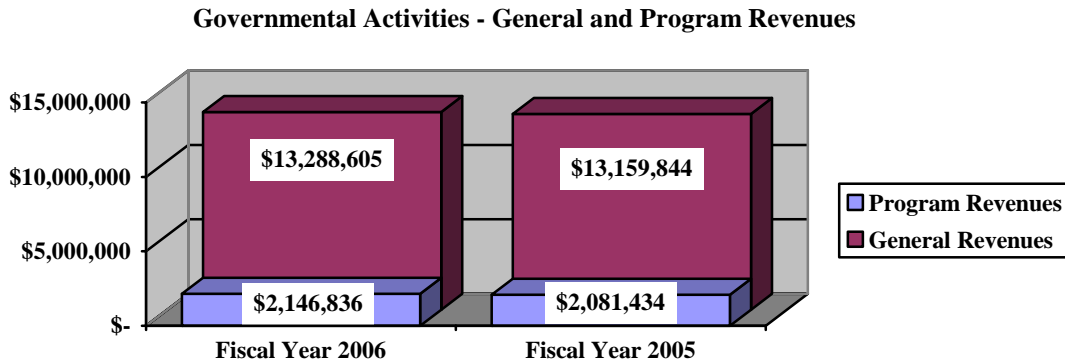
	Total Cost of Services <u>2006</u>	Net Cost of Services <u>2006</u>	Total Cost of Services <u>2005</u>	Net Cost of Services <u>2005</u>
Program expenses				
Instruction:				
Regular	\$ 5,520,145	\$ 4,886,038	\$ 5,099,992	\$ 4,598,912
Special	1,212,744	874,308	1,095,007	843,998
Vocational	138,495	134,495	132,681	126,454
Other	573,469	573,469	397,807	397,807
Support services:				
Pupil	648,860	497,747	653,313	509,340
Instructional staff	646,961	524,777	625,518	429,882
Board of education	53,087	50,998	45,497	45,497
Administration	911,878	886,634	971,135	964,947
Fiscal	293,109	293,109	290,747	290,747
Operations and maintenance	1,623,674	1,617,256	1,426,605	1,399,148
Pupil transportation	862,094	862,094	894,847	894,847
Central	49,943	37,943	43,707	31,707
Food service operations	617,822	(78,232)	710,310	28,475
Operations of non-instructional services	101,611	101,611	44,010	44,010
Extracurricular activities	377,536	222,345	344,981	88,952
Interest and fiscal charges	<u>403,487</u>	<u>403,487</u>	<u>293,442</u>	<u>293,442</u>
Total expenses	<u>\$ 14,034,915</u>	<u>\$ 11,888,079</u>	<u>\$ 13,069,599</u>	<u>\$ 10,988,165</u>

The dependence upon tax and other general revenues for governmental activities is apparent, 86.88% of instruction activities are supported through taxes and other general revenues. For all governmental activities, general revenue support is 84.70%. The District's taxpayers, as a whole, are by far the primary support for District's students.

**CLEAR FORK VALLEY LOCAL SCHOOL DISTRICT
RICHLAND COUNTY, OHIO**

MANAGEMENT'S DISCUSSION AND ANALYSIS
FOR THE FISCAL YEAR ENDED JUNE 30, 2006

The graph below presents the District's governmental activities revenue for fiscal year 2006 and 2005.



The District's Funds

The District's governmental funds (as presented on the balance sheet on page 15) reported a combined fund balance of \$3,826,994, which is higher than last year's total of \$3,186,711. The schedule below indicates the fund balance and the total change in fund balance as of June 30, 2006 and 2005.

	Fund Balance <u>June 30, 2006</u>	Fund Balance <u>June 30, 2005</u>	Increase <u>(Decrease)</u>
General	\$ 2,468,710	\$ 1,718,279	\$ 750,431
Debt service	904,565	1,103,330	(198,765)
Other Governmental	<u>453,719</u>	<u>365,102</u>	<u>88,617</u>
Total	<u>\$ 3,826,994</u>	<u>\$ 3,186,711</u>	<u>\$ 640,283</u>

General Fund

The District's general fund's fund balance increased by \$747,369. The increase in fund balance can be attributed to slightly increasing revenues still being more than increased expenditures. The table that follows assists in illustrating the financial activities and fund balance of the general fund.

**CLEAR FORK VALLEY LOCAL SCHOOL DISTRICT
RICHLAND COUNTY, OHIO**

MANAGEMENT'S DISCUSSION AND ANALYSIS
FOR THE FISCAL YEAR ENDED JUNE 30, 2006

	<u>2006</u> <u>Amount</u>	<u>2005</u> <u>Amount</u>	<u>Percentage</u> <u>Change</u>
<u>Revenues</u>			
Taxes	\$ 3,616,421	\$ 3,594,029	0.62 %
Tuition	488,025	289,390	68.64 %
Earnings on investments	193,360	62,890	207.46 %
Intergovernmental	8,660,979	8,442,967	2.58 %
Other revenues	<u>80,350</u>	<u>224,147</u>	(64.15) %
 Total	 <u>\$ 13,039,135</u>	 <u>\$ 12,613,423</u>	 3.38 %
<u>Expenditures</u>			
Instruction	7,254,570	6,387,762	13.57 %
Support services	4,728,477	4,440,956	6.47 %
Operation of non-instructional services	37,120	44,169	(15.96) %
Extracurricular activities	<u>256,599</u>	<u>213,886</u>	19.97 %
 Total	 <u>\$ 12,276,766</u>	 <u>\$ 11,086,773</u>	 10.73 %

Debt Service Fund

The debt service fund had \$514,122 in revenues and \$712,887 in expenditures. During fiscal 2006, the debt service fund's fund balance decreased \$198,765 from \$1,103,330 to \$904,565. The decrease in fund balance can be attributed to repayment of general obligation debt and a decrease in the effective millage being collected by the County Auditor.

General Fund Budgeting Highlights

The District's budget is prepared according to Ohio law and is based on accounting for certain transactions on a basis of cash receipts, disbursements and encumbrances. The most significant budgeted fund is the general fund.

During the course of fiscal 2006, the District amended its general fund budget several times. For the general fund, original revenues and other financing sources were \$12,635,927. The final budgeted revenues and other financing sources were increased to \$12,859,895. Actual revenues and other financing sources for fiscal 2006 was \$13,154,240. This represents a \$294,345 increase over final budgeted revenues.

General fund original appropriations (appropriated expenditures and other financing uses) of \$12,677,852 were increased to \$12,978,537 in the final budget. The actual budget basis expenditures and other financing uses for fiscal year 2006 totaled \$12,203,651, which was \$774,886 less than the final budget appropriations.

Capital Assets and Debt Administration

Capital Assets

At the end of fiscal 2006, the District had \$10,117,728 invested in land, buildings and improvements, furniture and equipment, and vehicles. The entire amount is reported in governmental activities. The following table shows fiscal 2006 balances compared to 2005:

**CLEAR FORK VALLEY LOCAL SCHOOL DISTRICT
RICHLAND COUNTY, OHIO**

MANAGEMENT'S DISCUSSION AND ANALYSIS
FOR THE FISCAL YEAR ENDED JUNE 30, 2006

**Capital Assets at June 30
(Net of Depreciation)**

Governmental Activities

	<u>2006</u>	<u>2005</u>
Land	\$ 735,639	\$ 735,639
Building and improvements	7,753,852	7,971,228
Furniture and equipment	818,101	890,407
Vehicles	<u>810,136</u>	<u>771,552</u>
Total	<u>\$ 10,117,728</u>	<u>\$ 10,368,826</u>

Total additions to capital assets for 2006 were \$177,271. Disposals to capital assets for 2006 were \$1,159 (net of accumulated depreciation). Depreciation expense for fiscal 2006 was \$427,210. Overall, capital assets of the District decreased \$251,098.

See Note 8 to the basic financial statements for additional information on the District's capital assets.

Debt Administration

At June 30, 2006, the District had \$7,626,346 in general obligation bonds outstanding. Of this total, \$300,000 is due within one year and \$7,326,346 is due in greater than one year. The following table summarizes the bonds outstanding.

Outstanding Debt, at Year End

	Governmental Activities <u>2006</u>	Governmental Activities <u>2005</u>
General obligation bonds	\$ <u>7,626,346</u>	\$ <u>7,925,602</u>
Total	<u>\$ 7,626,346</u>	<u>\$ 7,925,602</u>

At June 30, 2006, the District's overall legal debt margin was \$9,968,518 with an unvoted debt margin of \$185,448.

See Note 9 to the basic financial statements for additional information on the District's debt administration.

Current Financial Related Activities

Like many school districts in Ohio, the District is facing the difficult challenge of maintaining the highest standards of service to our students and community while striving to remain financially solvent. The financial concerns facing many districts in Ohio, continues to be an issue in this District. The lack of response by the Governor to the Supreme Court of Ohio's rulings regarding the State's funding of schools continues to create a challenge to maintain a positive financial balance in the District.

**CLEAR FORK VALLEY LOCAL SCHOOL DISTRICT
RICHLAND COUNTY, OHIO**

**MANAGEMENT'S DISCUSSION AND ANALYSIS
FOR THE FISCAL YEAR ENDED JUNE 30, 2006**

The District is fortunate that previous administration began taking steps to minimize expenditures in 2005. As a result of those actions, and the present philosophy of the Board of Education to not permit deficit spending in any given year, the District is not projecting a deficit ending balance in the next five years.

Contacting the District's Financial Management

This financial report is designed to provide our citizen's taxpayers, and investors and creditors with a general overview of the District's finances and to show the District's accountability for the money it receives. If you have questions about this report or need additional financial information, contact Mr. Larry Lifer, Treasurer at 92 Hines Avenue, Bellville, Ohio 44813.

**BASIC
FINANCIAL STATEMENTS**

**CLEAR FORK VALLEY LOCAL SCHOOL DISTRICT
RICHLAND COUNTY, OHIO**

STATEMENT OF NET ASSETS
JUNE 30, 2006

	Governmental Activities
Assets:	
Equity in pooled cash and cash equivalents.	\$ 4,709,074
Cash with fiscal agent	808,500
Receivables:	
Taxes	4,636,937
Accounts	2,244
Intergovernmental	136,210
Accrued interest	24,452
Prepayments	39,094
Materials and supplies inventory	10,266
Unamortized bond issue costs	124,760
Capital assets:	
Land	735,639
Depreciable capital assets, net	9,382,089
Capital assets, net.	10,117,728
 Total assets.	 20,609,265
 Liabilities:	
Accounts payable.	4,977
Accrued wages and benefits	1,010,123
Pension obligation payable.	288,893
Intergovernmental payable	65,366
Deferred revenue	3,891,358
Accrued interest payable	30,833
Claims payable	202,641
Long-term liabilities:	
Due within one year.	337,237
Due in more than one year.	8,024,570
Total liabilities	13,855,998
 Net Assets:	
Invested in capital assets, net of related debt.	2,799,218
Restricted for:	
Capital projects	346,871
Debt service.	898,872
Locally funded programs	628
State funded programs	1,976
Federally funded programs	135,270
Student activities	42,123
Unrestricted.	2,528,309
Total net assets	\$ 6,753,267

SEE ACCOMPANYING NOTES TO THE BASIC FINANCIAL STATEMENTS

**CLEAR FORK VALLEY LOCAL SCHOOL DISTRICT
RICHLAND COUNTY, OHIO**

STATEMENT OF ACTIVITIES
FOR THE FISCAL YEAR ENDED JUNE 30, 2006

	Program Revenues			Net (Expense) Revenue and and Changes in Net Assets
	Expenses	Charges for Services and Sales	Operating Grants and Contributions	Governmental Activities
Governmental activities:				
Instruction:				
Regular	\$ 5,520,145	\$ 558,419	\$ 75,688	\$ (4,886,038)
Special	1,212,744	904	337,532	(874,308)
Vocational	138,495	-	4,000	(134,495)
Other	573,469	-	-	(573,469)
Support services:				
Pupil	648,860	40,938	110,175	(497,747)
Instructional staff	646,961	-	122,184	(524,777)
Board of education	53,087	-	2,089	(50,998)
Administration	911,878	-	25,244	(886,634)
Fiscal	293,109	-	-	(293,109)
Operations and maintenance	1,623,674	6,418	-	(1,617,256)
Pupil transportation	862,094	-	-	(862,094)
Central	49,943	-	12,000	(37,943)
Operation of non-instructional services:				
Food service operations	617,822	453,063	242,991	78,232
Other non-instructional services	101,611	-	-	(101,611)
Extracurricular activities	377,536	155,191	-	(222,345)
Interest and fiscal charges	403,487	-	-	(403,487)
Total governmental activities	<u>\$ 14,034,915</u>	<u>\$ 1,214,933</u>	<u>\$ 931,903</u>	<u>(11,888,079)</u>
General Revenues:				
Property taxes levied for:				
General purposes				3,597,599
Debt service				433,344
Capital projects				251,418
Grants and entitlements not restricted to specific programs				8,773,139
Investment earnings				226,584
Miscellaneous				6,521
Total general revenues				13,288,605
Change in net assets				1,400,526
Net assets at beginning of year				5,352,741
Net assets at end of year				\$ 6,753,267

SEE ACCOMPANYING NOTES TO THE BASIC FINANCIAL STATEMENTS

**CLEAR FORK VALLEY LOCAL SCHOOL DISTRICT
RICHLAND COUNTY, OHIO**

BALANCE SHEET
GOVERNMENTAL FUNDS
JUNE 30, 2006

	<u>General</u>	<u>Debt Service</u>	<u>Other Governmental Funds</u>	<u>Total Governmental Funds</u>
Assets:				
Equity in pooled cash and cash equivalents	\$ 3,348,535	\$ 871,552	\$ 488,987	\$ 4,709,074
Receivables:				
Taxes	3,972,367	405,836	258,734	4,636,937
Accounts	1,568	-	676	2,244
Accrued interest	24,452	-	-	24,452
Intergovernmental	-	-	136,210	136,210
Prepayments.	39,094	-	-	39,094
Materials and supplies inventory	3,062	-	7,204	10,266
Total assets	<u>\$ 7,389,078</u>	<u>\$ 1,277,388</u>	<u>\$ 891,811</u>	<u>\$ 9,558,277</u>
Liabilities:				
Accounts payable	\$ 1,549	\$ -	\$ 3,428	\$ 4,977
Accrued wages and benefits	976,932	-	33,191	1,010,123
Compensated absences payable	16,367	-	-	16,367
Pension obligation payable	265,558	-	23,335	288,893
Intergovernmental payable	60,661	-	4,705	65,366
Deferred revenue	3,599,301	372,823	373,433	4,345,557
Total liabilities	<u>4,920,368</u>	<u>372,823</u>	<u>438,092</u>	<u>5,731,283</u>
Fund Balances:				
Reserved for encumbrances	6,758	-	-	6,758
Reserved for materials and supplies inventory	3,062	-	7,204	10,266
Reserved for prepayments.	39,094	-	-	39,094
Reserved for debt service	-	877,525	-	877,525
Reserved for tax revenue available for appropriation.	306,842	27,040	17,718	351,600
Unreserved, undesignated, reported in:				
General fund.	2,112,954	-	-	2,112,954
Special revenue funds.	-	-	115,761	115,761
Capital projects funds.	-	-	313,036	313,036
Total fund balances	<u>2,468,710</u>	<u>904,565</u>	<u>453,719</u>	<u>3,826,994</u>
Total liabilities and fund balances.	<u>\$ 7,389,078</u>	<u>\$ 1,277,388</u>	<u>\$ 891,811</u>	<u>\$ 9,558,277</u>

SEE ACCOMPANYING NOTES TO THE BASIC FINANCIAL STATEMENTS

**CLEAR FORK VALLEY LOCAL SCHOOL DISTRICT
RICHLAND COUNTY, OHIO**

RECONCILIATION OF TOTAL GOVERNMENTAL FUND BALANCES TO
NET ASSETS OF GOVERNMENTAL ACTIVITIES
JUNE 30, 2006

Total governmental fund balances		\$	3,826,994
<i>Amounts reported for governmental activities in the statement of net assets are different because:</i>			
Capital assets used in governmental activities are not financial resources and therefore are not reported in the funds.			10,117,728
Other long-term assets are not available to pay for current-period expenditures and therefore are deferred in the funds.			
Taxes	\$	293,537	
Intergovernmental revenue		136,210	
Accrued interest		24,452	
Total			454,199
Unamortized deferred charges are not recognized in the funds.			459,321
Unamortized premiums on bond issuances are not recognized in the funds.			(584,080)
Unamortized bond issuance costs are not recognized in the funds.			124,760
An internal service fund is used by management to charge the costs of insurance to individual funds. The assets and liabilities of the internal service fund are included in governmental activities in the statement of net assets.			605,859
Accrued interest payable is not due and payable in the current period and therefore is not reported in the funds.			(30,833)
Long-term liabilities, including bonds payable, are not due and payable in the current period and therefore are not reported in the funds.			
Compensated absences		(594,335)	
General obligation bonds		(7,626,346)	
Total			(8,220,681)
Net assets of governmental activities		\$	6,753,267

SEE ACCOMPANYING NOTES TO THE BASIC FINANCIAL STATEMENTS

**CLEAR FORK VALLEY LOCAL SCHOOL DISTRICT
RICHLAND COUNTY, OHIO**

STATEMENT OF REVENUES, EXPENDITURES AND CHANGES IN FUND BALANCES
GOVERNMENTAL FUNDS
FOR THE FISCAL YEAR ENDED JUNE 30, 2006

	<u>General</u>	<u>Debt Service</u>	<u>Other Governmental Funds</u>	<u>Total Governmental Funds</u>
Revenues:				
From local sources:				
Taxes	\$ 3,616,421	\$ 453,492	\$ 254,775	\$ 4,324,688
Tuition.	488,025	-	-	488,025
Charges for services.	-	-	453,063	453,063
Earnings on investments.	193,360	-	2,554	195,914
Extracurricular.	516	-	176,318	176,834
Classroom materials and fees	67,645	-	-	67,645
Other local revenues.	12,189	-	23,698	35,887
Intergovernmental - state	8,630,916	60,630	85,922	8,777,468
Intergovernmental - federal.	30,063	-	811,719	841,782
Total revenue	<u>13,039,135</u>	<u>514,122</u>	<u>1,808,049</u>	<u>15,361,306</u>
Expenditures:				
Current:				
Instruction:				
Regular	5,580,846	-	130,428	5,711,274
Special.	972,453	-	308,983	1,281,436
Vocational.	127,765	-	4,015	131,780
Other	573,506	-	-	573,506
Support services:				
Pupil.	523,330	-	133,786	657,116
Instructional staff	579,422	-	103,257	682,679
Board of education	50,267	-	2,820	53,087
Administration.	865,685	-	35,340	901,025
Fiscal	282,696	9,448	5,247	297,391
Operations and maintenance.	1,423,808	-	183,342	1,607,150
Pupil transportation	965,326	-	-	965,326
Central.	37,943	-	12,000	49,943
Operation of non-instructional services:				
Food service operations	-	-	592,094	592,094
Other non-instructional services	37,120	-	63,591	100,711
Extracurricular activities.	256,599	-	140,234	396,833
Facilities acquisition and construction	-	-	16,238	16,238
Debt service:				
Principal retirement	-	370,000	-	370,000
Interest and fiscal charges	-	333,439	-	333,439
Total expenditures	<u>12,276,766</u>	<u>712,887</u>	<u>1,731,375</u>	<u>14,721,028</u>
Excess of revenues over (under) expenditures	<u>762,369</u>	<u>(198,765)</u>	<u>76,674</u>	<u>640,278</u>
Other financing sources (uses):				
Transfers in.	-	-	15,000	15,000
Transfers (out)	(15,000)	-	-	(15,000)
Total other financing sources (uses).	<u>(15,000)</u>	<u>-</u>	<u>15,000</u>	<u>-</u>
Net change in fund balances	747,369	(198,765)	91,674	640,278
Fund balances at beginning of year	1,718,279	1,103,330	365,102	3,186,711
Increase (decrease) in reserve for inventory.	<u>3,062</u>	<u>-</u>	<u>(3,057)</u>	<u>5</u>
Fund balances at end of year	<u>\$ 2,468,710</u>	<u>\$ 904,565</u>	<u>\$ 453,719</u>	<u>\$ 3,826,994</u>

SEE ACCOMPANYING NOTES TO THE BASIC FINANCIAL STATEMENTS

**CLEAR FORK VALLEY LOCAL SCHOOL DISTRICT
RICHLAND COUNTY, OHIO**

RECONCILIATION OF THE STATEMENT OF REVENUES, EXPENDITURES
AND CHANGES IN FUND BALANCES OF GOVERNMENTAL FUNDS
TO THE STATEMENT OF ACTIVITIES
FOR THE FISCAL YEAR ENDED JUNE 30, 2006

Net change in fund balances - total governmental funds	\$	640,278
<i>Amounts reported for governmental activities in the statement of activities are different because:</i>		
Governmental funds report capital outlays as expenditures. However, in the statement of activities, the cost of those assets is allocated over their estimated useful lives as depreciation expense. This is the amount by which depreciation expense exceeds capital outlays in the current period.		
Capital asset additions	177,271	
Current year depreciation	(427,210)	
Total		(249,939)
The net effect of various miscellaneous transactions involving capital assets (i.e., sales, disposals, trade-ins, and donations) is to decrease net assets.		(1,159)
Governmental funds report expenditures for inventory when purchased. However, in the statement of activities, they are reported as an expense when consumed.		5
Revenues in the statement of activities that do not provide current financial resources are not reported as revenues in the funds.		
Taxes	(42,327)	
Intergovernmental revenue	85,792	
Accrued interest	15,739	
Total		59,204
Repayment of general obligation bonds is an expenditure in the governmental funds, but the repayment reduces long-term liabilities on the statement of net assets.		370,000
Deferred charges are recognized as expenditures in the governmental funds, however, they are amortized over the life of the issuance on the statement of activities.		459,321
Premiums on debt issuances are recognized as revenues in the governmental funds, however, they are amortized over the life of the issuance on the statement of activities.		(584,080)
Bond issuance costs are recognized as expenditures in the governmental funds, however, they are amortized over the life of the issuance on the statement of activities.		124,760
In the statement of activities, interest is accrued on outstanding bonds, whereas in governmental funds, interest is expensed when due.		
Accrued interest	695	
Accreted interest on capital appreciation bonds	(70,744)	
Total		(70,049)
Some expenses reported in the statement of activities, such as compensated absences, do not require the use of current financial resources and therefore are not reported as expenditures in governmental funds.		(10,538)
The internal service fund used by management to charge the costs of insurance to individual funds is not reported in the district-wide statement of activities. Governmental fund expenditures and the related internal service fund revenues are eliminated. The net revenue of the internal service fund is allocated among the governmental activities.		662,723
Change in net assets of governmental activities	\$	1,400,526

SEE ACCOMPANYING NOTES TO THE BASIC FINANCIAL STATEMENTS

**CLEAR FORK VALLEY LOCAL SCHOOL DISTRICT
RICHLAND COUNTY, OHIO**

STATEMENT OF REVENUES, EXPENDITURES AND CHANGES IN
FUND BALANCE - BUDGET AND ACTUAL (NON-GAAP BUDGETARY BASIS)
GENERAL FUND
FOR THE FISCAL YEAR ENDED JUNE 30, 2006

	<u>Budgeted Amounts</u>			Variance with Final Budget Positive (Negative)
	<u>Original</u>	<u>Final</u>	<u>Actual</u>	
Revenues:				
From local sources:				
Taxes	\$ 3,432,256	\$ 3,492,398	\$ 3,691,214	\$ 198,816
Tuition	439,776	447,482	486,457	38,975
Earnings on investments	171,986	175,000	197,110	22,110
Extracurricular	-	-	33	33
Classroom materials and fees	61,424	62,500	67,856	5,356
Other local revenues	11,302	11,500	17,479	5,979
Intergovernmental - state	8,462,631	8,610,920	8,630,916	19,996
Intergovernmental - federal	29,483	30,000	30,063	63
Total revenue	<u>12,608,858</u>	<u>12,829,800</u>	<u>13,121,128</u>	<u>291,328</u>
Expenditures:				
Current:				
Instruction:				
Regular	5,513,907	5,644,683	5,517,892	126,791
Special	1,019,520	1,043,700	944,460	99,240
Vocational	134,069	137,249	128,865	8,384
Other	591,726	605,760	573,798	31,962
Support services:				
Pupil	554,895	568,056	524,330	43,726
Instructional staff	636,695	651,796	570,007	81,789
Board of education	56,013	57,341	49,288	8,053
Administration	887,625	908,677	864,975	43,702
Fiscal	283,015	289,727	280,700	9,027
Operations and maintenance	1,568,827	1,606,035	1,417,936	188,099
Pupil transportation	1,055,989	1,081,034	974,811	106,223
Central	37,990	38,891	37,792	1,099
Operation of non-instructional services	41,962	42,957	41,670	1,287
Extracurricular activities	279,189	285,811	262,127	23,684
Total expenditures	<u>12,661,422</u>	<u>12,961,717</u>	<u>12,188,651</u>	<u>773,066</u>
Excess of revenues over (under) expenditures	<u>(52,564)</u>	<u>(131,917)</u>	<u>932,477</u>	<u>1,064,394</u>
Other financing sources (uses):				
Transfers (out)	(14,652)	(15,000)	(15,000)	-
Advances in	3,576	3,639	3,640	1
Advances (out)	(1,778)	(1,820)	-	1,820
Refund of prior year expenditure	23,493	26,456	29,472	3,016
Total other financing sources (uses)	<u>10,639</u>	<u>13,275</u>	<u>18,112</u>	<u>4,837</u>
Net change in fund balance	(41,925)	(118,642)	950,589	1,069,231
Fund balance at beginning of year	2,209,539	2,209,539	2,209,539	-
Prior year encumbrances appropriated	186,684	186,684	186,684	-
Fund balance at end of year	<u>\$ 2,354,298</u>	<u>\$ 2,277,581</u>	<u>\$ 3,346,812</u>	<u>\$ 1,069,231</u>

SEE ACCOMPANYING NOTES TO THE BASIC FINANCIAL STATEMENTS

**CLEAR FORK VALLEY LOCAL SCHOOL DISTRICT
RICHLAND COUNTY, OHIO**

STATEMENT OF NET ASSETS
PROPRIETARY FUND
JUNE 30, 2006

	Governmental Activities - Internal Service Fund
Assets:	
Cash with fiscal agent	\$ 808,500
Total assets	808,500
Liabilities:	
Claims payable	202,641
Total liabilities	202,641
Net assets:	
Unrestricted.	605,859
Total net assets	\$ 605,859

SEE ACCOMPANYING NOTES TO THE BASIC FINANCIAL STATEMENTS

**CLEAR FORK VALLEY LOCAL SCHOOL DISTRICT
RICHLAND COUNTY, OHIO**

STATEMENT OF REVENUES, EXPENSES AND
CHANGES IN NET ASSETS
PROPRIETARY FUND
FOR THE FISCAL YEAR ENDED JUNE 30, 2006

	Governmental Activities - Internal Service Fund
Operating revenues:	
Charges for services	\$ 2,406,521
Total operating revenues	<u>2,406,521</u>
Operating expenses:	
Fringe benefits.	70,628
Claims.	<u>1,688,101</u>
Total operating expenses	<u>1,758,729</u>
Operating income	<u>647,792</u>
Nonoperating revenues:	
Interest revenue.	<u>14,931</u>
Total nonoperating revenues	<u>14,931</u>
Change in net assets.	662,723
Net assets at beginning of year	<u>(56,864)</u>
Net assets at end of year	<u>\$ 605,859</u>

SEE ACCOMPANYING NOTES TO THE BASIC FINANCIAL STATEMENTS

**CLEAR FORK VALLEY LOCAL SCHOOL DISTRICT
RICHLAND COUNTY, OHIO**

STATEMENT OF CASH FLOWS
PROPRIETARY FUND
FOR THE FISCAL YEAR ENDED JUNE 30, 2006

	Governmental Activities - Internal Service Fund
Cash flows from operating activities:	
Cash received from charges for services	\$ 2,406,521
Cash payments for fringe benefits.	(70,628)
Cash payments for claims.	<u>(1,736,833)</u>
Net cash provided by operating activities	<u>599,060</u>
Cash flows from investing activities:	
Interest received	<u>14,931</u>
Net cash provided by investing activities	<u>14,931</u>
Net increase in cash and cash equivalents	613,991
Cash and cash equivalents at beginning of year. . .	<u>194,509</u>
Cash and cash equivalents at end of year	<u><u>\$ 808,500</u></u>
Reconciliation of operating income to net cash provided by operating activities:	
Operating income.	\$ 647,792
Changes in assets and liabilities: Decrease in claims payable	<u>(48,732)</u>
Net cash provided by operating activities	<u><u>\$ 599,060</u></u>

SEE ACCOMPANYING NOTES TO THE BASIC FINANCIAL STATEMENTS

**CLEAR FORK VALLEY LOCAL SCHOOL DISTRICT
RICHLAND COUNTY, OHIO**

STATEMENT OF FIDUCIARY NET ASSETS
FIDUCIARY FUNDS
JUNE 30, 2006

	Private-Purpose Trust	
	Scholarship	Agency
Assets:		
Equity in pooled cash and cash equivalents	\$ 26,054	\$ 103,022
Total assets	26,054	\$ 103,022
Liabilities:		
Accounts payable	-	\$ 208
Due to students	-	102,814
Total liabilities	-	\$ 103,022
Net Assets:		
Held in trust for scholarships	26,054	
Total net assets	\$ 26,054	

SEE ACCOMPANYING NOTES TO THE BASIC FINANCIAL STATEMENTS

**CLEAR FORK VALLEY LOCAL SCHOOL DISTRICT
RICHLAND COUNTY, OHIO**

STATEMENT OF CHANGES IN FIDUCIARY NET ASSETS
FIDUCIARY FUNDS
FOR THE FISCAL YEAR ENDED JUNE 30, 2006

	Private-Purpose Trust
	Scholarship
Additions:	
Interest	\$ 1,054
Total additions.	1,054
Deductions:	
Scholarships awarded	538
Change in net assets	516
Net assets at beginning of year	25,538
Net assets at end of year.	\$ 26,054

SEE ACCOMPANYING NOTES TO THE BASIC FINANCIAL STATEMENTS

THIS PAGE IS INTENTIONALLY LEFT BLANK

**CLEAR FORK VALLEY LOCAL SCHOOL DISTRICT
RICHLAND COUNTY, OHIO**

**NOTES TO THE BASIC FINANCIAL STATEMENTS
FOR THE FISCAL YEAR ENDED JUNE 30, 2006**

NOTE 1 - DESCRIPTION OF THE SCHOOL DISTRICT

The Clear Fork Valley Local School District (the "District") is organized under Article VI, Sections 2 and 3 of the Constitution of the State of Ohio. The District operates under a locally-elected Board form of government consisting of five members elected at-large for staggered four-year terms. The District provides educational services as authorized by state statute and/or federal guidelines.

The District was established in 1963 through the consolidation of existing land areas and school districts. The District serves an area of approximately 108 square miles. It is located in Richland and Knox Counties, and includes the Cities of Bellville and Butler and portions of Jefferson, Worthington, Washington, and Perry Townships in Richland County and portions of Pike and Brown Townships in Knox County.

The District is the 313th largest in the State of Ohio (out of approximately 610 public school districts) in terms of enrollment. It is staffed by 78 non-certificated employees and 123 certificated full-time teaching personnel who provide services to 1,838 students and other community members. The District currently operates 4 instructional buildings, 1 administrative building, and 1 garage.

NOTE 2 - SUMMARY OF SIGNIFICANT ACCOUNTING POLICIES

The basic financial statements of the District have been prepared in conformity with accounting principles generally accepted in the United States of America (GAAP) as applied to governmental units. The Governmental Accounting Standards Board (GASB) is the accepted standard-setting body for establishing governmental accounting and financial reporting principles. The District also applies Financial Accounting Standards Board (FASB) Statements and Interpretations issued on or before November 30, 1989, to its governmental and proprietary fund provided they do not conflict with or contradict GASB pronouncements. The District's significant accounting policies are described below.

A. Reporting Entity

The reporting entity has been defined in accordance with GASB Statement No. 14, "The Financial Reporting Entity" as amended by GASB Statement No. 39, "Determining Whether Certain Organizations Are Component Units". The reporting entity is composed of the primary government, component units and other organizations that are included to ensure that the basic financial statements of the District are not misleading. The primary government consists of all funds, departments, boards and agencies that are not legally separate from the District. For the District, this includes general operations, food service, and student related activities of the District.

Component units are legally separate organizations for which the District is financially accountable. The District is financially accountable for an organization if the District appoints a voting majority of the organization's government board and (1) the District is able to significantly influence the programs or services performed or provided by the organization; or (2) the District is legally entitled to or can otherwise access the organization's resources; or (3) the District is legally obligated or has otherwise assumed the responsibility to finance the deficits of, or provide financial support to, the organization; or (4) the District is obligated for the debt of the organization. Component units may also include organizations that are fiscally dependent on the District in that the District approves the budget, the issuance of debt or the levying of taxes. Based upon the application of this criteria, the District has no component units. The basic financial statements of the reporting entity include only those of the District (the primary government). The following organizations are described due to their relationship to the District.

**CLEAR FORK VALLEY LOCAL SCHOOL DISTRICT
RICHLAND COUNTY, OHIO**

NOTES TO THE BASIC FINANCIAL STATEMENTS
FOR THE FISCAL YEAR ENDED JUNE 30, 2006

NOTE 2 - SUMMARY OF SIGNIFICANT ACCOUNTING POLICIES - (Continued)

JOINTLY GOVERNED ORGANIZATIONS

Heartland Council of Governments (the "COG")

The COG is a jointly governed organization among 21 school districts and 2 county boards of education. The COG was formed for the purpose of applying modern technology with the aid of computers and other electronic technology for administrative and instructional functions. Each member district supports the COG based on a per pupil charge dependent upon the software package utilized. The COG is governed by a Board of Directors consisting of superintendents of the members school districts. The degree of control exercised by any school district is limited to its representation on the Board. In accordance with GASB Statement No. 14 and 39, the District does not have any equity interest in the COG.

Financial information can be obtained from the treasurer for the Pioneer Career and Technology Center, who serves as fiscal agent, at 27 Ryan Road, Shelby, Ohio 44875-0309.

Knox County Career Center

The Knox County Career Center is a distinct political subdivision of the State of Ohio operated under the direction of a Board consisting of one representative from each of the participating school districts' elected boards, which possesses its own budgeting and taxing authority. Financial information may be obtained from the treasurer for Knox County Career Center, at 306 Martinsburg Road, Mount Vernon, Ohio 43050.

INSURANCE PURCHASING POOL

Ohio Mid-Eastern Regional Educational Services Agency

The District is a participant with several other school districts in an insurance purchasing pool to operate the Ohio Mid-Eastern Regional Educational Service Agency (OME-RESA). OME-RESA was formed for the purpose of providing insurance. OME-RESA is governed by a board of directors consisting of the superintendents of the member school districts. The degree of control exercised by any participating school district is limited to its representation on the board.

B. Fund Accounting

The District uses funds to maintain its financial records during the year. A fund is defined as a fiscal and accounting entity with a self balancing set of accounts. There are three categories of funds: governmental, proprietary and fiduciary.

GOVERNMENTAL FUNDS

Governmental funds are those through which most governmental functions typically are financed. Governmental fund reporting focuses on the sources, uses and balances of current financial resources. Expendable assets are assigned to the various governmental funds according to the purposes for which they may or must be used. Current liabilities are assigned to the fund from which they will be paid. The difference between governmental fund assets and liabilities is reported as fund balance. The following are the District's major governmental funds.

**CLEAR FORK VALLEY LOCAL SCHOOL DISTRICT
RICHLAND COUNTY, OHIO**

NOTES TO THE BASIC FINANCIAL STATEMENTS
FOR THE FISCAL YEAR ENDED JUNE 30, 2006

NOTE 2 - SUMMARY OF SIGNIFICANT ACCOUNTING POLICIES - (Continued)

General Fund - The general fund is used to account for all financial resources except those required to be accounted for in another fund. The general fund balance is available for any purpose provided it is expended or transferred according to the general laws of Ohio.

Debt Service Fund - The debt service fund is used to account for the accumulation of resources and payment of general obligation bond principal and interest and certain long-term obligations from governmental resources when the government is obligated in some manner for payment. It is also used to account for the accumulation of resources and payment of general obligation bonds.

Other governmental funds of the District are used to account for (a) financial resources to be used for the acquisition, construction, or improvement of capital facilities other than those financed by proprietary and trust funds; and (b) for grants and other resources whose use is restricted to a particular purpose.

PROPRIETARY FUND

Proprietary funds are used to account for the District's ongoing activities which are similar to those often found in the private sector. The District has no enterprise funds. The following is a description of the District's internal service fund:

Internal Service Fund - The internal service fund is used to account for the financing of goods or services provided by one department or agency to other departments or agencies of the district, or to other governments, on a cost-reimbursement basis. The only internal service fund of the District accounts for a self-insurance program which provides medical/surgical, dental and vision benefits to employees.

FIDUCIARY FUNDS

Fiduciary fund reporting focuses on net assets and changes in net assets. The fiduciary fund category is split into four classifications: pension trust funds, investment trust funds, private-purpose trust funds and agency funds. Trust funds are used to account for assets held by the District under a trust agreement for individuals, private organizations, or other governments and are therefore not available to support the District's own programs. The District's only trust fund is a private-purpose trust which accounts for scholarship programs for students. Agency funds are custodial in nature (assets equal liabilities) and do not involve measurement of results of operations. The District's agency funds account for student activities.

C. Basis of Presentation and Measurement Focus

Government-wide Financial Statements - The statement of net assets and the statement of activities display information about the District as a whole. These statements include the financial activities of the primary government, except for fiduciary funds. Internal service fund operating activity is eliminated to avoid overstatement of revenues and expenses.

**CLEAR FORK VALLEY LOCAL SCHOOL DISTRICT
RICHLAND COUNTY, OHIO**

**NOTES TO THE BASIC FINANCIAL STATEMENTS
FOR THE FISCAL YEAR ENDED JUNE 30, 2006**

NOTE 2 - SUMMARY OF SIGNIFICANT ACCOUNTING POLICIES - (Continued)

The government-wide statement of activities presents a comparison between direct expenses and program revenues for each function or program of the governmental activities of the District. Direct expenses are those that are specifically associated with a service, program or department and therefore clearly identifiable to a particular function. Program revenues include amounts paid by the recipient of goods or services offered by the program and grants and contributions that are restricted to meeting the operational or capital requirements of a particular program. Revenues not classified as program revenues are presented as general revenues of the District.

The government-wide financial statements are prepared using the economic resources measurement focus. All assets and all liabilities associated with the operation of the District are included on the statement of net assets.

Fund Financial Statements - Fund financial statements report detailed information about the District. The focus of governmental fund financial statements is on major funds rather than reporting funds by type. Each major fund is presented in a separate column, and all nonmajor funds are aggregated into one column. The internal service fund is presented in a single column on the face of the proprietary fund statements. Fiduciary funds are reported by fund type.

All governmental funds are accounted for using a flow of current financial resources measurement focus. With this measurement focus, only current assets and current liabilities generally are included on the balance sheet. The statement of revenues, expenditures and changes in fund balances reports on the sources (i.e., revenues and other financing sources) and uses (i.e., expenditures and other financing uses) of current financial resources. This approach differs from the manner in which the governmental activities of the government-wide financial statements are prepared. Governmental fund financial statements therefore include a reconciliation with brief explanations to better identify the relationship between the government-wide statements and the statements for governmental funds.

Like the government-wide statements, the internal service fund is accounted for on a flow of economic resources measurement focus. All assets and all liabilities associated with the operation of this fund are included on the statement of fund net assets. The statement of changes in fund net assets presents increases (i.e., revenues) and decreases (i.e., expenses) in net total assets. The statement of cash flows provides information about how the District finances and meets the cash flow needs of its proprietary activity.

Proprietary funds distinguish operating revenues and expenses from nonoperating items. Operating revenues and expenses generally result from providing services and producing and delivering goods in connection with a proprietary fund's principal ongoing operation. The principal operating revenues of the District's internal service fund is charges for services. Operating expenses for internal service funds include the cost of services and administrative expenses. All revenues and expenses not meeting this definition are reported as nonoperating revenues and expenses.

The private-purpose trust fund is reported using the economic resources measurement focus. Agency funds do not report a measurement focus as they do not report operations.

**CLEAR FORK VALLEY LOCAL SCHOOL DISTRICT
RICHLAND COUNTY, OHIO**

NOTES TO THE BASIC FINANCIAL STATEMENTS
FOR THE FISCAL YEAR ENDED JUNE 30, 2006

NOTE 2 - SUMMARY OF SIGNIFICANT ACCOUNTING POLICIES - (Continued)

D. Basis of Accounting

Basis of accounting determines when transactions are recorded in the financial records and reported on the financial statements. Government-wide financial statements are prepared using the accrual basis of accounting. Governmental funds use the modified accrual basis of accounting. Proprietary and fiduciary funds also use the accrual basis of accounting.

Revenues - Exchange and Non-exchange Transactions - Revenue resulting from exchange transactions, in which each party gives and receives essentially equal value, is recorded on the accrual basis when the exchange takes place. On a modified accrual basis, revenue is recorded in the fiscal year in which the resources are measurable and become available. Available means that the resources will be collected within the current fiscal year or are expected to be collected soon enough thereafter to be used to pay liabilities of the current fiscal year. For the District, available means expected to be received within sixty days of fiscal year-end.

Nonexchange transactions, in which the District receives value without directly giving equal value in return, include property taxes, grants, entitlements and donations. On an accrual basis, revenue from property taxes is recognized in the fiscal year for which the taxes are levied (see Note 6).

Revenue from grants, entitlements and donations is recognized in the fiscal year in which all eligibility requirements have been satisfied. Eligibility requirements include timing requirements, which specify the year when the resources are required to be used or the fiscal year when use is first permitted, matching requirements, in which the District must provide local resources to be used for a specified purpose, and expenditure requirements, in which the resources are provided to the District on a reimbursement basis. On a modified accrual basis, revenue from nonexchange transactions must also be available before it can be recognized.

Under the modified accrual basis, the following revenue sources are considered to be both measurable and available at fiscal year-end: property taxes available as an advance, interest, tuition, grants, student fees and rentals.

Deferred Revenue - Deferred revenue arises when assets are recognized before revenue recognition criteria have been satisfied. Property taxes for which there is an enforceable legal claim as of June 30, 2006, but which were levied to finance fiscal year 2007 operations, have been recorded as deferred revenue. Grants and entitlements received before the eligibility requirements are met are also recorded as deferred revenue.

On governmental fund financial statements, receivables that will not be collected within the available period have also been reported as deferred revenue.

Expenses/Expenditures - On the accrual basis of accounting, expenses are recognized at the time they are incurred. The fair value of donated commodities used during the year is reported in the Statement of Revenues, Expenditures and Changes in Fund Balances as an expenditure with a like amount reported as intergovernmental revenue.

**CLEAR FORK VALLEY LOCAL SCHOOL DISTRICT
RICHLAND COUNTY, OHIO**

**NOTES TO THE BASIC FINANCIAL STATEMENTS
FOR THE FISCAL YEAR ENDED JUNE 30, 2006**

NOTE 2 - SUMMARY OF SIGNIFICANT ACCOUNTING POLICIES - (Continued)

The measurement focus of governmental fund accounting is on decreases in net financial resources (expenditures) rather than expenses. Expenditures are generally recognized in the accounting period in which the related fund liability is incurred, if measurable. Allocation of cost, such as depreciation and amortization, are not recognized in governmental funds.

E. Budgets

The District is required by state statute to adopt an annual appropriated cash basis budget for all funds (except Agency). The specific timetable for fiscal year 2006 is as follows:

1. Prior to January 15 of the preceding year, the Superintendent and Treasurer submit to the Board of Education a proposed operating budget for the fiscal year commencing the following July 1. The budget includes proposed expenditures and the means of financing for all funds. Public hearings are publicized and conducted to obtain taxpayers' comments. The expressed purpose of this budget document is to reflect the need for existing (or increased) tax rates.
2. By no later than January 20, the board-adopted budget is filed with the Richland County Budget Commission for tax rate determination.
3. Prior to April 1, the Board of Education accepts, by formal resolution, the tax rates as determined by the Budget Commission and receives the Commission's Certificate of Estimated Resources which states the projected revenue of each fund. Prior to June 30, the District must revise its budget so that total contemplated expenditures from any fund during the ensuing year will not exceed the amount stated in the Certificate of Estimated Resources. The revised budget then serves as a basis for the appropriation measure. On or about July 1, the Certificate is amended to include any unencumbered balances from the preceding year as reported by the District Treasurer. The Certificate may be further amended during the year if projected increases or decreases in revenue are identified by the District Treasurer. The budget figures, as shown in the accompanying budgetary statement, reflect the amounts set forth in the original and final Amended Certificates issued for fiscal year 2006.
4. By July 1, the annual appropriation resolution is legally enacted by the Board of Education at the fund level of expenditures, which is the legal level of budgetary control. State statute permits a temporary appropriation to be effective until no later than October 1 of each year. Resolution appropriations by fund must be within the estimated resources as certified by the County Budget Commission and the total of expenditures may not exceed the appropriation totals. Although the legal level of budgetary control was established at the fund level of expenditures, the District has elected to present the general fund budgetary statement comparison at the fund and function level.
5. Any revisions that alter the total of any fund appropriation must be approved by the Board of Education.
6. Formal budgetary integration is employed as a management control device during the year for all funds consistent with the general obligation bond indenture and other statutory provisions. All funds completed the year within the amount of their legally authorized cash basis appropriation.

**CLEAR FORK VALLEY LOCAL SCHOOL DISTRICT
RICHLAND COUNTY, OHIO**

**NOTES TO THE BASIC FINANCIAL STATEMENTS
FOR THE FISCAL YEAR ENDED JUNE 30, 2006**

NOTE 2 - SUMMARY OF SIGNIFICANT ACCOUNTING POLICIES - (Continued)

7. Appropriations amounts are as originally adopted, or as amended by the Board of Education through the year by supplemental appropriations, which either reallocated or increased the original, appropriated amounts. All supplemental appropriations were legally enacted by the Board prior to June 30, 2006. The budget figures, as shown in the accompanying budgetary statement, reflect the original and final appropriation amounts including all amendments and modifications.
8. Unencumbered appropriations lapse at year-end. Encumbered appropriations are carried forward to the succeeding fiscal year and need not be reappropriated. Expenditures may not legally exceed budgeted appropriations at the fund level.

F. Cash and Investments

To improve cash management, cash received by the District is pooled in a central bank account. Monies for all funds, including proprietary funds, are maintained in this pool. Individual fund integrity is maintained through the District's records. Each fund's interest in the pool is presented as "Equity in Pooled Cash and Cash Equivalents" on the basic financial statements.

During fiscal year 2006, investments were limited to State Treasury Asset Reserve of Ohio (STAR Ohio) and federal agency securities. Except for nonparticipating investment contracts, investments are reported at fair value, which is based on quoted market prices.

The District has invested funds in STAR Ohio during fiscal 2006. STAR Ohio is an investment pool managed by the State Treasurer's Office, which allows governments within the state to pool their funds for investment purposes. STAR Ohio is not registered with the SEC as an investment company, but does operate in a manner consistent with Rule 2a7 of the Investment Company Act of 1940. Investments in STAR Ohio are valued at STAR Ohio's share price which is the price the investment could be sold for on June 30, 2006.

Under existing Ohio statutes, all investment earnings are assigned to the general fund, unless statutorily required to be credited to a specific fund. By policy of the Board of Education, investment earnings are assigned to the general fund, the Food Service special revenue fund, the Building capital projects fund, the Employee Benefits Self-Insurance internal service fund, and the private-purpose trust fund. The Food Service special revenue fund receives interest earnings based upon federal mandate. Interest revenue credited to the general fund during fiscal year 2006 amounted to \$193,360, which includes \$82,977 assigned from other District funds.

For presentation on the basic financial statements, investments of the cash management pool and investments with original maturities of three months or less at the time they are purchased by the District are considered to be cash equivalents. Investments with an initial maturity of more than three months are reported as investments.

An analysis of the District's investment account at year-end is provided in Note 4.

**CLEAR FORK VALLEY LOCAL SCHOOL DISTRICT
RICHLAND COUNTY, OHIO**

NOTES TO THE BASIC FINANCIAL STATEMENTS
FOR THE FISCAL YEAR ENDED JUNE 30, 2006

NOTE 2 - SUMMARY OF SIGNIFICANT ACCOUNTING POLICIES - (Continued)

G. Inventory

On government-wide and fund financial statements, inventories are presented at the lower of cost or market on a first-in, first-out basis and are expensed when used. Inventories are accounted for using the purchase method on the fund statements and using the consumption method on the government-wide statements.

On the fund financial statements, reported material and supplies inventory is equally offset by a fund balance reserve in the governmental funds which indicates that it does not constitute available spendable resources even though it is a component of net current assets.

Inventory consists of expendable supplies held for consumption, donated food and purchased food.

H. Capital Assets

General capital assets are those assets not specifically related to activities reported in the proprietary fund. These assets generally result from expenditures in the governmental funds. These assets are reported in the governmental activities column of the government-wide statement of net assets but are not reported in the fund financial statements.

All capital assets are capitalized at cost (or estimated historical cost) and updated for additions and retirements during the year. Donated capital assets are recorded at their fair market values as of the date received. The District maintains a capitalization threshold of \$3,000. Improvements are capitalized; the costs of normal maintenance and repairs that do not add to the value of the asset or materially extend an asset's life are not. The District does not possess infrastructure.

All reported capital assets except land are depreciated. Improvements are depreciated over the remaining useful lives of the related capital assets. Depreciation is computed using the straight-line method over the following useful lives:

<u>Description</u>	<u>Governmental Activities Estimated Lives</u>
Buildings and improvements	20 - 50 years
Furniture and equipment	5 - 20 years
Vehicles	4 - 10 years

I. Interfund Balances

On fund financial statements, receivables and payables resulting from short-term interfund loans are classified as "interfund receivables/payables." These amounts are eliminated in the governmental activities column on the Statement of Net Assets. There were no interfund loans at June 30, 2006.

J. Compensated Absences

Compensated absences of the District consist of vacation leave and severance liability to the extent that payments to the employee for these absences are attributable to services already rendered and are not contingent on a specific event that is outside the control of the District and the employee.

**CLEAR FORK VALLEY LOCAL SCHOOL DISTRICT
RICHLAND COUNTY, OHIO**

**NOTES TO THE BASIC FINANCIAL STATEMENTS
FOR THE FISCAL YEAR ENDED JUNE 30, 2006**

NOTE 2 - SUMMARY OF SIGNIFICANT ACCOUNTING POLICIES - (Continued)

In accordance with the provisions of GASB Statement No. 16, "Accounting for Compensated Absences", a liability for vacation leave is accrued if a) the employees' rights to payment are attributable to services already rendered; and b) it is probable that the employer will compensate the employees for the benefits through paid time off or other means, such as cash payment at termination or retirement. A liability for severance is accrued using the vesting method; i.e., the liability is based on the sick leave accumulated at June 30, 2006, by those employees who are currently eligible to receive termination (severance) payments, as well as those employees expected to become eligible in the future. For purposes of establishing a liability for severance on employees expected to become eligible to retire in the future, all employees with at least 20 years of current service with the District, or 15 years of service and 45 years of age, or 5 years of service and 50 of age were considered expected to become eligible to retire in accordance with GASB Statement No. 16.

The total liability for vacation and severance payments has been calculated using pay rates in effect at June 30, 2006, and reduced to the maximum payment allowed by labor contract and/or statute, plus any applicable additional salary related payments.

The entire compensated absence liability is reported on the government-wide financial statements.

For governmental fund financial statements, the current portion of unpaid compensated absences is the amount expected to be paid using expendable available resources. These amounts are recorded in the account "compensated absences payable" in the fund from which the employees who have accumulated unpaid leave are paid. The noncurrent portion of the liability is not reported.

K. Unamortized Issuance Costs/Bond Premium and Discount/Accounting Gain or Loss

On government-wide financial statements, issuance costs are defined and amortized over the term of the bonds using the straight line method, which approximates the effective interest method. Unamortized issuance costs are recorded as a separate line item on the Statement of Net Assets.

Bond premiums are deferred and accreted over the term of the bonds. Bond premiums are presented as an addition to the face amount of the bonds.

For bond refunds resulting in the defeasance of the debt reported in the government-wide financial statements, the difference between the reacquisition price and the net carrying amount of the old debt is deferred and amortized as a component of interest expense. This accounting gain or loss is amortized over the remaining life of the old debt or the life of the new debt, whichever is shorter, and is presented as an addition to or reduction of the face amount of the new debt.

On the governmental fund financial statements, issuance costs and bond premiums are recognized in the current period. A reconciliation between the bonds face value and the amount reported on the statement of net assets is presented in Note 9.A.

**CLEAR FORK VALLEY LOCAL SCHOOL DISTRICT
RICHLAND COUNTY, OHIO**

NOTES TO THE BASIC FINANCIAL STATEMENTS
FOR THE FISCAL YEAR ENDED JUNE 30, 2006

NOTE 2 - SUMMARY OF SIGNIFICANT ACCOUNTING POLICIES - (Continued)

L. Accrued Liabilities and Long-Term Obligations

All payables, accrued liabilities and long-term obligations are reported in the government-wide financial statements, and all payables, accrued liabilities and long-term obligations payable from the internal service fund are reported on the proprietary fund financial statements.

In general, governmental fund payables and accrued liabilities that, once incurred, are paid in a timely manner and in full from current financial resources are reported as obligations of the funds. However, claims and judgments, compensated absences, and contractually required pension contributions that will be paid from governmental funds are reported as a liability in the fund financial statements only to the extent that they are due for payment during the current year. Bonds are recognized as a liability on the fund financial statements when due.

M. Fund Balance Reserves

The District reserves those portions of fund equity which are legally segregated for a specific future use or which do not represent available expendable resources and therefore are not available for appropriation or expenditure. Unreserved fund balance indicates that portion of fund equity which is available for appropriation in future periods. Fund equity reserves have been established for encumbrances, materials and supplies inventory, prepayments, property tax revenue unavailable for appropriation, and debt service. The reserve for property taxes unavailable for appropriation represents taxes recognized as revenue under GAAP but not available for appropriation under state statute.

N. Operating Revenues and Expenses

Operating revenues are those revenues that are generated directly from the primary activity of the proprietary fund. For the District, these revenues are charges for services for the employee self-insurance program. Operating expenses are necessary costs incurred to provide the good or service that are the primary activity of the fund

O. Net Assets

Net assets represent the difference between assets and liabilities. Net assets invested in capital assets, net of related debt consist of capital assets, net of accumulated depreciation, reduced by the outstanding balances of any borrowings used for the acquisition, construction or improvement of those assets. Net assets are reported as restricted when there are limitations imposed on their use either through the enabling legislation or through external restrictions imposed by creditors, grantors or laws or regulations of other governments.

The District applies restricted resources first when an expense is incurred for purposes for which both restricted and unrestricted net assets are available. As of June 30, 2006, net assets restricted by enabling legislation was \$0 in the statement of net assets.

**CLEAR FORK VALLEY LOCAL SCHOOL DISTRICT
RICHLAND COUNTY, OHIO**

NOTES TO THE BASIC FINANCIAL STATEMENTS
FOR THE FISCAL YEAR ENDED JUNE 30, 2006

NOTE 2 - SUMMARY OF SIGNIFICANT ACCOUNTING POLICIES - (Continued)

P. Prepayments

Certain payments to vendors reflect the costs applicable to future accounting periods and are recorded as prepaid items in both government-wide and fund financial statements. These items are reported as assets on the balance sheet using the consumption method. A current asset for the prepaid amounts is recorded at the time of the purchase and the expenditure/expense is reported in the year in which services are consumed.

Q. Estimates

The preparation of the basic financial statements in conformity with GAAP requires management to make estimates and assumptions that affect the amounts reported in the basic financial statements and accompanying notes. Actual results may differ from those estimates.

R. Interfund Activity

Exchange transactions between funds are reported as revenues in the seller funds and as expenditures/expenses in the purchaser funds. Flows of cash or goods from one fund to another without a requirement for repayment are reported as interfund transfers. Interfund transfers are reported as other financing sources/uses in governmental funds and after nonoperating revenues/expenses in proprietary fund. Repayments from funds responsible for particular expenditures/expenses to the funds that initially paid for them are not presented on the basic financial statements.

S. Extraordinary and Special Items

Extraordinary items are transactions or events that are both unusual in nature and infrequent in occurrence. Special items are transactions or events that are within the control of the Board of Education and that are either unusual in nature or infrequent in occurrence. Neither type of transaction occurred during fiscal year 2006.

NOTE 3 - ACCOUNTABILITY AND COMPLIANCE

A. Changes in Accounting Principles

For fiscal year 2006, the District has implemented GASB Statement No. 42, "Accounting and Financial Reporting for Impairment of Capital Assets and for Insurance Recoveries", GASB Statement No. 46, "Net Assets Restricted by Enabling Legislation", and GASB Statement No. 47, "Accounting for Termination Benefits".

GASB Statement No. 42 amends GASB Statement No. 34 and establishes accounting and financial reporting standards for impairment of capital assets and accounting requirements for insurance recoveries.

GASB Statement No. 46 defines enabling legislation and specifies how net assets should be reported in the financial statements when there are changes in such legislation. The Statement also requires governments to disclose in the notes to the financial statements the amount of net assets restricted by enabling legislation.

**CLEAR FORK VALLEY LOCAL SCHOOL DISTRICT
RICHLAND COUNTY, OHIO**

NOTES TO THE BASIC FINANCIAL STATEMENTS
FOR THE FISCAL YEAR ENDED JUNE 30, 2006

NOTE 3 - ACCOUNTABILITY AND COMPLIANCE – (Continued)

GASB Statement No. 47 establishes accounting standards for termination benefits.

The implementation of GASB Statement No. 42, GASB Statement No. 46 and GASB Statement No. 47 did not have an effect on the fund balances/net assets of the District as previously reported at June 30, 2005.

B. Deficit Fund Balances

Fund balances at June 30, 2006 included the following individual fund deficits:

<u>Nonmajor Funds</u>	<u>Deficit</u>
School Net Professional Development	\$ 8
Agricultural Education	41
Title VI-B	940
Class Reduction	349
Title I	1,119
Safe and Drug Free Schools	27
Miscellaneous Federal Grants	35

The nonmajor governmental funds complied with Ohio state law, which does not permit a cash basis deficit at year-end. The general fund is liable for any deficits in these funds and provides transfers when cash is required, not when accruals occur. The deficit fund balances in the non-major governmental funds result from adjustments for accrued liabilities

NOTE 4 - DEPOSITS AND INVESTMENTS

State statutes classify monies held by the District into three categories.

Active deposits are public deposits necessary to meet current demands on the treasury. Such monies must be maintained either as cash in the District treasury, in commercial accounts payable or withdrawable on demand, including negotiable order of withdrawal (NOW) accounts, or in money market deposit accounts.

Inactive deposits are public deposits that the Board of Education has identified as not required for use within the current five year period of designation of depositories. Inactive deposits must either be evidenced by certificates of deposit maturing not later than the end of the current period of designation of depositories, or by savings or deposit accounts including, but not limited to, passbook accounts.

Interim deposits are deposits of interim monies. Interim moneys are those monies which are not needed for immediate use but which will be needed before the end of the current period of designation of depositories. Interim deposits must be evidenced by time certificates of deposit maturing not more than one year from the date of deposit or by savings or deposit accounts including passbook accounts.

Protection of District's deposits is provided by the Federal Deposit Insurance Corporation (FDIC), by eligible securities pledged by the financial institution as security for repayment, by surety company bonds deposited with the Treasurer by the financial institution or by a single collateral pool established by the financial institution to secure the repayment of all public monies deposited with the institution.

**CLEAR FORK VALLEY LOCAL SCHOOL DISTRICT
RICHLAND COUNTY, OHIO**

**NOTES TO THE BASIC FINANCIAL STATEMENTS
FOR THE FISCAL YEAR ENDED JUNE 30, 2006**

NOTE 4 - DEPOSITS AND INVESTMENTS - (Continued)

Interim monies to be deposited or invested in the following securities:

1. United States Treasury Notes, Bills, Bonds, or any other obligation or security issued by the United States Treasury or any other obligation guaranteed as to principal and interest by the United States;
2. Bonds, notes, debentures, or any other obligations or securities issued by any federal government agency or instrumentality, including but not limited to, the Federal National Mortgage Association, Federal Home Loan Bank, Federal Farm Credit Bank, Federal Home Loan Mortgage Corporation, Government National Mortgage Association, and Student Loan Marketing Association. All federal agency securities shall be direct issuances of federal government agencies or instrumentalities;
3. Written repurchase agreements in the securities listed above provided that the market value of the securities subject to the repurchase agreement must exceed the principal value of the agreement by at least two percent and be marked to market daily, and that the term of the agreement must not exceed thirty days;
4. Bonds and other obligations of the State of Ohio;
5. No-load money market mutual funds consisting exclusively of obligations described in division (1) or (2) of this section and repurchase agreements secured by such obligations, provided that investments in securities described in this division are made only through eligible institutions;
6. The State Treasurer's investment pool (STAR Ohio);
7. Certain banker's acceptance and commercial paper notes for a period not to exceed one hundred eighty days from the purchase date in an amount not to exceed twenty-five percent of the interim monies available for investment at any one time: and,
8. Under limited circumstances, corporate debt interests rated in either of the two highest classifications by at least two nationally recognized rating agencies.

Investments in stripped principal or interest obligations reverse repurchase agreements and derivatives are prohibited. The issuance of taxable notes for the purpose of arbitrage, the use of leverage and short selling are also prohibited. An investment must mature within five years from the date of purchase unless matched to a specific obligation or debt of the District, and must be purchased with the expectation that it will be held to maturity. Investments may only be made through specified dealers and institutions. Payment for investments may be made only upon delivery of the securities representing the investments to the Treasurer or, if the securities are not represented by a certificate, upon receipt of confirmation of transfer from the custodian.

A. Deposits with Financial Institutions

At June 30, 2006, the carrying amount of all District deposits was \$4,315,238. Based on the criteria described in GASB Statement No. 40, "Deposits and Investment Risk Disclosures", as of June 30, 2006, \$4,413,231 of the District's bank balance of \$4,513,231 was exposed to custodial risk as discussed below, while \$100,000 was covered by Federal Deposit Insurance Corporation.

**CLEAR FORK VALLEY LOCAL SCHOOL DISTRICT
RICHLAND COUNTY, OHIO**

NOTES TO THE BASIC FINANCIAL STATEMENTS
FOR THE FISCAL YEAR ENDED JUNE 30, 2006

NOTE 4 - DEPOSITS AND INVESTMENTS - (Continued)

Custodial credit risk is the risk that, in the event of bank failure, the District's deposits may not be returned. All deposits are collateralized with eligible securities in amounts equal to at least 105% of the carrying value of the deposits. Such collateral, as permitted by the Ohio revised Code, is held in single financial institution collateral pools at Federal Reserve Banks, or at member banks of the federal reserve system, in the name of the respective depository bank and pledged as a pool of collateral against all of the public deposits it holds or as specific collateral held at the Federal Reserve Bank in the name of the District.

B. Cash with Fiscal Agent

The District is self-insured through a fiscal agent. The money held by the fiscal agent cannot be identified as an investment or deposit, since it is held in a pool made up of numerous participants. The amount held by the fiscal agent at June 30, 2006 was \$808,500. This amount is not included in the deposits or investments reported.

C. Investments

As of June 30, 2006, the District had the following investments and maturities:

<u>Investment type</u>	<u>Fair Value</u>	<u>Investment Maturities</u>	
		<u>6 months or less</u>	<u>7 to 12 months</u>
STAR Ohio	\$ 28,847	\$ 28,847	\$ -
FHLB	494,065	-	494,065
	<u>\$ 522,912</u>	<u>\$ 28,847</u>	<u>\$ 494,065</u>

The weighted average maturity of investments is .63 years.

Interest Rate Risk: As a means of limiting its exposure to fair value losses arising from rising interest rates and according to state law, the District's investment policy limits investment portfolio maturities to five years or less.

Credit Risk: The District's investments, except STAR Ohio, were rated AAA and Aaa by Standard & Poor's and Moody's Investor Services, respectively. Standard & Poor's has assigned STAR Ohio an AAAM money market rating.

Concentration of Credit Risk: The District places no limit on the amount that may be invested in any one issuer. The following table includes the percentage of each investment type held by the District at June 30, 2006:

<u>Investment type</u>	<u>Fair Value</u>	<u>% to Total</u>
STAR Ohio	\$ 28,847	5.52
FHLB	494,065	94.48
	<u>\$ 522,912</u>	<u>100.00</u>

**CLEAR FORK VALLEY LOCAL SCHOOL DISTRICT
RICHLAND COUNTY, OHIO**

NOTES TO THE BASIC FINANCIAL STATEMENTS
FOR THE FISCAL YEAR ENDED JUNE 30, 2006

NOTE 4 - DEPOSITS AND INVESTMENTS - (Continued)

D. Reconciliation of Cash and Investment to the Statement of Net Assets

The following is a reconciliation of cash and investments as reported in the footnote above to cash and investments as reported on the statement of net assets as of June 30, 2006:

<u>Cash and Investments per footnote</u>	
Carrying amount of deposits	\$ 4,315,238
Cash with fiscal agent	808,500
Investments	522,912
Total	<u>\$ 5,646,650</u>
 <u>Cash and investments per Statement of Net Assets</u>	
Governmental activities	\$ 5,517,574
Private-purpose trust funds	26,054
Agency funds	103,022
Total	<u>\$ 5,646,650</u>

NOTE 5 - INTERFUND TRANSACTIONS

Interfund transfers for the year ended June 30, 2006, consisted of the following, as reported on the fund financial statements:

Transfers to Nonmajor Governmental funds from:	
General Fund	\$ 15,000

Transfers are used to move revenues from the fund that statute or budget required to collect them to the fund that statute or budget requires to expend them and to use unrestricted revenues collected in the general fund to finance various programs accounted for in other funds in accordance with budgetary authorizations.

NOTE 6 - PROPERTY TAXES

Property taxes are levied and assessed on a calendar year basis while the District fiscal year runs from July through June. First half tax collections are received by the District in the second half of the fiscal year. Second half tax distributions occur in the first half of the following fiscal year.

Property taxes include amounts levied against all real, public utility and tangible personal property (used in business) located in the District. Real property tax revenue received in calendar 2006 represents collections of calendar year 2005 taxes. Real property taxes received in calendar year 2006 were levied after April 1, 2005, on the assessed value listed as of January 1, 2005, the lien date. Assessed values for real property taxes are established by state law at thirty-five percent of appraised market value. Real property taxes are payable annually or semi-annually. If paid annually, payment is due December 31; if paid semi-annually, the first payment is due December 31 with the remainder payable by June 20. Under certain circumstances, state statute permits alternate payment dates to be established.

**CLEAR FORK VALLEY LOCAL SCHOOL DISTRICT
RICHLAND COUNTY, OHIO**

NOTES TO THE BASIC FINANCIAL STATEMENTS
FOR THE FISCAL YEAR ENDED JUNE 30, 2006

NOTE 6 - PROPERTY TAXES - (Continued)

Public utility property tax revenue received in calendar 2006 represents collections of calendar year 2005 taxes. Public utility real and tangible personal property taxes received in calendar year 2005 became a lien December 31, 2004, were levied after April 1, 2005 and are collected in 2006 with real property taxes. Public utility real property is assessed at thirty-five percent of true value; public utility tangible personal property currently is assessed at varying percentages of true value.

Tangible personal property tax revenue received during calendar 2006 (other than public utility property) represents the collection of 2006 taxes. Tangible personal property taxes received in calendar year 2006 were levied after April 1, 2006, on the value as of December 31, 2005. Tangible personal property is currently assessed at twenty-five percent of true value for capital assets and twenty-four percent of true value for inventory. Payments by multi-county taxpayers are due September 20. Single county taxpayers may pay annually or semi-annually. If paid annually, payment is due April 30; if paid semi-annually, the first payment is due April 30, with the remainder payable by September 20. Tangible personal property taxes paid by April 30 are usually received by the District prior to June 30.

The District receives property taxes from Richland and Knox Counties. The County Auditor periodically advances to the District its portion of the taxes collected. Second-half real property tax payments collected by the County by June 30, 2006, are available to finance fiscal year 2006 operations. The amount available to be advanced can vary based on the date tax bills are sent.

Accrued property taxes receivable includes real property, public utility property and tangible personal property taxes which are measurable as of June 30, 2006 and for which there is an enforceable legal claim. Although total property tax collections for the next fiscal year are measurable, only the amount of real property taxes available as an advance at June 30 was levied to finance current fiscal year operations and is reported as revenue at fiscal year-end. The portion of the receivable not levied to finance current fiscal year operations is offset by a credit to deferred revenue.

The amount available as an advance at June 30, 2006 was \$306,842 in the general fund, \$27,040 in the debt service fund and \$17,718 in the permanent improvement fund (other governmental funds). This amount has been recorded as revenue. The amount available as an advance at June 30, 2005 was \$374,762 in the general fund, \$64,205 in the debt service fund and \$27,660 in the permanent improvement fund.

On a full accrual basis, collectible delinquent property taxes have been recorded as a receivable and revenue, while on a modified accrual basis the revenue has been deferred.

The assessed values upon which the fiscal year 2006 taxes were collected are:

	2005 Second Half Collections		2006 First Half Collections	
	<u>Amount</u>	<u>Percent</u>	<u>Amount</u>	<u>Percent</u>
Agricultural/residential and other real estate	\$ 146,785,890	88.26	\$ 166,393,750	89.72
Public utility personal	12,843,540	7.72	12,565,320	6.78
Tangible personal property	<u>6,680,632</u>	<u>4.02</u>	<u>6,488,701</u>	<u>3.50</u>
Total	<u>\$ 166,310,062</u>	<u>100.00</u>	<u>\$ 185,447,771</u>	<u>100.00</u>
Tax rate per \$1,000 of assessed valuation	\$ 55.65		\$ 47.65	

**CLEAR FORK VALLEY LOCAL SCHOOL DISTRICT
RICHLAND COUNTY, OHIO**

NOTES TO THE BASIC FINANCIAL STATEMENTS
FOR THE FISCAL YEAR ENDED JUNE 30, 2006

NOTE 7 - RECEIVABLES

Receivables at June 30, 2006 consisted of taxes, accounts (billings for user charged services and student fees), accrued interest, and intergovernmental grants and entitlements. All receivables are considered collectible in full due to the ability to foreclose for the nonpayment of taxes, the stable condition of state programs and the current year guarantee of federal funds. A summary of receivables reported on the Statement of Net Assets follows:

Governmental Activities:

Taxes	\$ 4,636,937
Accounts	2,244
Intergovernmental	136,210
Accrued interest	<u>24,452</u>
Total	<u>\$ 4,799,843</u>

Receivables have been disaggregated on the face of the basic financial statements. All receivables are expected to be collected within subsequent years.

NOTE 8 - CAPITAL ASSETS

Capital asset activity for the fiscal year ended June 30, 2006, was as follows:

	<u>Balance June 30, 2005</u>	<u>Additions</u>	<u>Deductions</u>	<u>Balance June 30, 2006</u>
Governmental Activities:				
<i>Capital assets, not being depreciated:</i>				
Land	<u>\$ 735,639</u>	<u>\$ -</u>	<u>\$ -</u>	<u>\$ 735,639</u>
Total capital assets, not being depreciated	<u>735,639</u>	<u>-</u>	<u>-</u>	<u>735,639</u>
<i>Capital assets, being depreciated:</i>				
Buildings and improvements	12,330,844	-	-	12,330,844
Furniture and equipment	2,069,870	31,767	(7,420)	2,094,217
Vehicles	<u>1,910,769</u>	<u>145,504</u>	<u>-</u>	<u>2,056,273</u>
Total capital assets, being depreciated	<u>16,311,483</u>	<u>177,271</u>	<u>(7,420)</u>	<u>16,481,334</u>
<i>Less: accumulated depreciation:</i>				
Buildings and improvements	(4,359,616)	(217,376)	-	(4,576,992)
Furniture and equipment	(1,179,463)	(102,914)	6,261	(1,276,116)
Vehicles	<u>(1,139,217)</u>	<u>(106,920)</u>	<u>-</u>	<u>(1,246,137)</u>
Total accumulated depreciation	<u>(6,678,296)</u>	<u>(427,210)</u>	<u>6,261</u>	<u>(7,099,245)</u>
Governmental activities capital assets, net	<u>\$ 10,368,826</u>	<u>\$ (249,939)</u>	<u>\$ (1,159)</u>	<u>\$ 10,117,728</u>

**CLEAR FORK VALLEY LOCAL SCHOOL DISTRICT
RICHLAND COUNTY, OHIO**

NOTES TO THE BASIC FINANCIAL STATEMENTS
FOR THE FISCAL YEAR ENDED JUNE 30, 2006

NOTE 8 - CAPITAL ASSETS – (Continued)

Depreciation expense was charged to governmental functions as follows:

<u>Instruction:</u>	
Regular	\$ 221,091
Special	5,442
Vocational	6,715
<u>Support Services:</u>	
Pupil	3,138
Instructional staff	16,148
Administration	7,925
Operations and maintenance	16,696
Pupil transportation	106,038
Extracurricular activities	16,293
Food service operations	<u>27,724</u>
Total depreciation expense	<u>\$ 427,210</u>

NOTE 9 - LONG-TERM OBLIGATIONS

A. During the fiscal year 2006, the following changes occurred in governmental activities long-term obligations:

	Balance Outstanding <u>June 30, 2005</u>	<u>Additions</u>	<u>Reductions</u>	Balance Outstanding <u>June 30, 2006</u>	Amounts Due in <u>One Year</u>
General obligation bonds	\$ 7,925,602	\$ 70,744	\$ (370,000)	\$ 7,626,346	\$ 300,000
Compensated absences	<u>605,536</u>	<u>65,118</u>	<u>(59,952)</u>	<u>610,702</u>	<u>37,237</u>
Total governmental activities	<u>\$ 8,531,138</u>	<u>\$ 135,862</u>	<u>\$ (429,952)</u>	8,237,048	<u>\$ 337,237</u>
Less: Unamortized deferred charge on refunding				(459,321)	
Add: Unamortized premium on refunding				<u>584,080</u>	
Total on statement of net assets				<u>\$ 8,361,807</u>	

B. 1997 Series A Bonds - In March 1998, the District issued \$950,000 in voted general obligation bonds for building improvements. The bonds were issued for 27 years with final maturity at December 2024. The bonds will be retired from the debt service fund. The interest rate on the bonds is currently 4.30%.

During fiscal year 2005, the District refunded all but \$75,000 of the bonds.

School Improvement Bonds - During fiscal year 1998, the District issued general obligation bonds to provide funds for various District building projects. These bonds are general obligations of the District for which the full faith and credit of the District is pledged for repayment. Accordingly, such unmatured obligations of the District are accounted for in the statement of net assets. Payments of principal and interest relating to this bond are recorded as expenditure in the debt service fund.

**CLEAR FORK VALLEY LOCAL SCHOOL DISTRICT
RICHLAND COUNTY, OHIO**

**NOTES TO THE BASIC FINANCIAL STATEMENTS
FOR THE FISCAL YEAR ENDED JUNE 30, 2006**

NOTE 9 - LONG-TERM OBLIGATIONS - (Continued)

This issue is comprised of both current interest bonds, par value \$7,610,000, and capital appreciation bonds, par value \$3,230,000. The interest rates on the current interest bonds range from 3.90% to 5.375%. The capital appreciation bonds mature on December 1, 2021 (effective interest 12.518%), December 1, 2022 (effective interest 12.518%) and December 1, 2023 (effective interest 12.518%) and December 1, 2024 (effective interest 12.518%) at a redemption price equal to 100% of the principal, plus accrued interest to the redemption date. The present value (as of issue date) reported in the statement of net assets at June 30, 2006 was \$437,384. A total of \$283,874 in accreted interest on the capital appreciation bonds has been included in the statement of net assets at June 30, 2006.

During 2005, a portion of the current interest bonds was refunded. The remaining balance of \$725,000 has a final maturity date of December 1, 2008.

Series 2005 Refunding General Obligation Bonds

On April 26, 2005, the District issued general obligation bonds (Refunding Bonds, Series 2005) to currently refund the callable portion of the Series 1997A Current Interest Bonds and the school improvement current interest bonds. The refunded debt is considered defeased (in-substance) and accordingly, has been removed from the statement of net assets.

The refunding issue is comprised of both current interest bonds, par value \$6,460,000, and capital appreciation bonds, par value \$85,000. The average interest rate on the current interest bonds is 4.375%. The capital appreciation bonds mature on December 1, 2010 (effective interest 43.37%), December 1, 2011 (effective interest 34.14%), December 1, 2012 (effective interest 31.12%) and December 1, 2014 (effective interest 21.22%) at a redemption price equal to 100% of the principal, plus accrued interest to the redemption date. The present value (as of issue date) reported in the statement of net assets at June 30, 2006 was \$85,000. Total accreted interest of \$23,962 has been included in the statement of net assets.

The reacquisition price exceeded the net carrying amount of the old debt by \$236,491. This amount is being netted against the new debt and amortized over the remaining life of the refunded debt, which is equal to the life of the new debt issued. This current refunding was undertaken to reduce total debt service payments over the next 20 years by 6.18% and resulted in an economic gain of \$404,214.

Interest payments on the current interest bonds are due on June 1 and December 1 each year. The final maturity stated in the issue is December 1, 2024.

**CLEAR FORK VALLEY LOCAL SCHOOL DISTRICT
RICHLAND COUNTY, OHIO**

NOTES TO THE BASIC FINANCIAL STATEMENTS
FOR THE FISCAL YEAR ENDED JUNE 30, 2006

NOTE 9 - LONG-TERM OBLIGATIONS - (Continued)

The following is a schedule of activity for the general obligation bonds:

	<u>Balance</u> <u>June 30, 2005</u>	<u>Additions</u>	<u>Reductions</u>	<u>Balance</u> <u>June 30, 2006</u>
Current interest bonds -				
1997 Series A	\$ 75,000	\$ -	\$ (25,000)	\$ 50,000
Current interest bonds -				
school improvement	915,000	-	(190,000)	725,000
Capital appreciation bonds -				
school improvement	388,723	48,661	-	437,384
Series 2005, current				
interest bonds	6,460,000	-	(155,000)	6,305,000
Series 2005, capital				
appreciation bonds	<u>86,879</u>	<u>22,083</u>	<u>-</u>	<u>108,962</u>
Total general obligation bonds	<u>\$ 7,925,602</u>	<u>\$ 70,744</u>	<u>\$ (370,000)</u>	<u>\$ 7,626,346</u>

The following is a summary of the future debt service requirements to maturity for the general obligation bonds:

<u>Fiscal</u> <u>Year Ending</u>	<u>Current Interest Bonds</u>			<u>Capital Appreciation Bonds</u>		
	<u>Principal</u>	<u>Interest</u>	<u>Total</u>	<u>Principal</u>	<u>Interest</u>	<u>Total</u>
2007	\$ 300,000	\$ 303,600	\$ 603,600	\$ -	\$ -	\$ -
2008	315,000	290,200	605,200	-	-	-
2009	315,000	284,850	599,850	-	-	-
2010	345,000	285,700	630,700	-	-	-
2011	345,000	265,000	610,000	5,000	-	5,000
2012 - 2016	1,885,000	996,300	2,881,300	80,000	-	80,000
2017 - 2021	3,335,000	465,700	3,800,700	-	-	-
2022 - 2025	<u>240,000</u>	<u>25,162</u>	<u>265,162</u>	<u>3,230,000</u>	<u>-</u>	<u>3,230,000</u>
Total	<u>\$ 7,080,000</u>	<u>\$ 2,916,512</u>	<u>\$ 9,996,512</u>	<u>\$ 3,315,000</u>	<u>\$ -</u>	<u>\$ 3,315,000</u>

C. Legal Debt Margin

The Ohio Revised Code provides that voted net general obligation debt of the District shall never exceed 9% of the total assessed valuation of the District. The code further provides that unvoted indebtedness shall not exceed 1/10 of 1% of the property valuation of the District.

The effects of these debt limitations at June 30, 2006 are a voted debt margin of \$9,968,518 (including available funds of \$904,565) and an unvoted debt margin of \$185,448.

**CLEAR FORK VALLEY LOCAL SCHOOL DISTRICT
RICHLAND COUNTY, OHIO**

NOTES TO THE BASIC FINANCIAL STATEMENTS
FOR THE FISCAL YEAR ENDED JUNE 30, 2006

NOTE 10 - COMPENSATED ABSENCES

The criteria for determining vacation and sick leave components are derived from negotiated agreements and State laws. Classified employees earn 10 to 20 days of vacation per fiscal year, depending upon length of service. Accumulated, unused vacation time is paid to classified employees and administrators upon termination of employment. Teachers do not earn vacation time.

Teachers, administrators, and classified employees earn sick leave at the rate of one and one-fourth days per month. Sick leave may be accumulated up to a maximum of 240 days for all certified employees and up to 250 days for classified employees. Upon retirement, payment is made for one-fourth of accrued, but unused sick leave credit, to a maximum of 55 days for both classified and certificated employees.

NOTE 11 - RISK MANAGEMENT

A. Comprehensive

The District maintains comprehensive insurance coverage with private carriers for liability, real property, building contents, boiler/machinery and vehicles. Vehicle policies include liability coverage for bodily injury and property damage. In addition, real property contents are 90% coinsured. The following is a description of the District's insurance coverage:

<u>Coverage</u>	<u>Insurer</u>	<u>Limits of Coverage</u>	<u>Deductible</u>
General liability:	The Midwestern		
Each occurrence	Indemnity	\$ 1,000,000	\$ 0
Aggregate	Company	2,000,000	\$ 0
Property/building and contents	The Midwestern Indemnity Company	42,998,548	\$5,000
Fleet:			
Comprehensive	Consolidated	1,000,000	\$ 500
Collision	Insurance Company	1,000,000	\$1,000
Umbrella liability	Indiana Insurance	4,000,000	\$ 0

Settled claims resulting from these risks have not exceeded commercial insurance coverage in any of the past three fiscal years. There was no significant reduction in coverage from the prior year.

B. Workers' Compensation

Due to excessive claims between January 1999 and December 2002, the district was not eligible to participate in a group-rating program for the 2006 rate year. Sheakley Uniservice, Inc. provides the District with administrative functions, cost control, and actuarial services.

C. Life Insurance

The District provides life insurance and accidental death and dismemberment insurance to most employees through Fort Dearborn Life Insurance Company.

**CLEAR FORK VALLEY LOCAL SCHOOL DISTRICT
RICHLAND COUNTY, OHIO**

NOTES TO THE BASIC FINANCIAL STATEMENTS
FOR THE FISCAL YEAR ENDED JUNE 30, 2006

NOTE 11 - RISK MANAGEMENT - (Continued)

D. Employee Group Medical/Surgical, Dental and Vision Insurance

Medical/surgical, dental and vision insurance is offered to employees through a self-insurance internal service fund. The District is a member of a claims servicing pool, consisting of 74 school districts within the state, in which monthly premiums are paid to the fiscal agent who in turn pays the claims on the District's behalf. The claims liability of \$202,641 reported in the internal service fund at June 30, 2006 is based on an estimate provided by the third party administrator and the requirements of GASB Statement No. 10, "Accounting and Financial Reporting for Risk Financing and Related Insurance Issues", as amended by GASB Statement No. 30, "Risk Financing Omnibus", which requires that a liability for unpaid claim costs, including estimates of costs relating to incurred, but not reported claims, be accrued at the estimated ultimate cost of settling the claims. Changes in claims activity for the past two fiscal years are as follows:

<u>Fiscal Year</u>	<u>Balance at Beginning of Year</u>	<u>Current Year Claims</u>	<u>Claim Payments</u>	<u>Balance at End of Year</u>
2006	\$ 251,373	\$ 1,688,101	\$ (1,736,833)	\$ 202,641
2005	261,220	2,005,788	(2,015,635)	251,373

NOTE 12 - PENSION PLANS

A. School Employees Retirement System

The District contributes to the School Employees Retirement System (SERS), a cost-sharing multiple employer defined benefit pension plan. SERS provides retirement and disability benefits, annual cost-of-living adjustments, and death benefits to plan members and beneficiaries. Authority to establish and amend benefits is provided by Chapter 3309 of the Ohio Revised Code. SERS issues a publicly available, stand-alone financial report that includes financial statements and required supplementary information. That report may be obtained by writing to the School Employees Retirement System, 300 East Broad Street, Suite 100, Columbus, Ohio 43215-3746 or by calling (800) 878-5853. It is also posted on SERS' website, www.ohsers.org, under Forms and Publications.

Plan members are required to contribute 10 percent of their annual covered salary and the District is required to contribute at an actuarially determined rate. The current District rate is 14 percent of annual covered payroll. A portion of the District's contribution is used to fund pension obligations with the remainder being used to fund health care benefits; for fiscal year 2006, 10.58 percent of annual covered salary was the portion used to fund pension obligations. For fiscal year 2005, 10.57 percent of annual covered salary was the portion used to fund pension obligations. For fiscal year 2004, 9.09 percent of annual covered salary was the portion used to fund pension obligations. The contribution requirements of plan members and employers are established and may be amended, up to statutory maximum amounts, by the SERS' Retirement Board. The District's required contributions for pension obligations to SERS for the fiscal years ended June 30, 2006, 2005, and 2004 were \$214,510, \$184,649, and \$171,860, respectively; 50.84% has been contributed for fiscal year 2006 and 100% for the fiscal years 2005 and 2004. \$105,460 represents the unpaid contribution for fiscal year 2006 and is recorded as a liability within the respective funds.

**CLEAR FORK VALLEY LOCAL SCHOOL DISTRICT
RICHLAND COUNTY, OHIO**

NOTES TO THE BASIC FINANCIAL STATEMENTS
FOR THE FISCAL YEAR ENDED JUNE 30, 2006

NOTE 12 - PENSION PLANS - (Continued)

B. State Teachers Retirement System

The District participates in the State Teachers Retirement System of Ohio (STRS Ohio), a cost-sharing, multiple-employer public employee retirement system. STRS Ohio provides retirement and disability benefits to members and death and survivor benefits to beneficiaries. STRS Ohio issues a stand-alone financial report that may be obtained by writing to STRS Ohio, 275 E. Broad St., Columbus, OH 43215-3371 or by calling (614) 227-4090.

New members have a choice of three retirement plans, a Defined Benefit (DB) Plan, a Defined Contribution (DC) Plan and a Combined Plan. The DB plan offers an annual retirement allowance based on final average salary times a percentage that varies based on years of service, or an allowance based on member contributions and earned interest matched by STRS Ohio funds times an actuarially determined annuity factor. The DC Plan allows members to place all their member contributions and employer contributions equal to 10.5 percent of earned compensation into an investment account. Investment decisions are made by the member. A member is eligible to receive a retirement benefit at age 50 and termination of employment. The Combined Plan offers features of both the DC Plan and the DB Plan. In the Combined Plan, member contributions are invested by the member, and employer contributions are used to fund the defined benefit payment at a reduced level from the regular DB Plan. DC and Combined Plan members will transfer to the Defined Benefit Plan during their fifth year of membership unless they permanently select the DC or Combined Plan. Existing members with less than five years of service credit as of June 30, 2001, were given the option of making a one time irrevocable decision to transfer their account balances from the existing DB Plan into the DC Plan or the Combined Plan. This option expired on December 31, 2001. Benefits are established by Chapter 3307 of the Ohio Revised Code.

A DB or Combined Plan member with five or more years credited service who becomes disabled may qualify for a disability benefit. Eligible spouses and dependents of these active members who die before retirement may qualify for survivor benefits. Members in the DC Plan who become disabled are entitled only to their account balance. If a member dies before retirement benefits begin, the member's designated beneficiary is entitled to receive the member's account balance.

For the fiscal year ended June 30, 2006, plan members were required to contribute 10 percent of their annual covered salaries. The District was required to contribute 14 percent; 13 percent was the portion used to fund pension obligations. Contribution rates are established by the State Teachers Retirement Board, upon recommendation of its consulting actuary, not to exceed statutory maximum rates of 10 percent for members and 14 percent for employers. Chapter 3307 of the Ohio Revised Code provides statutory authority for member and employer contributions. The District's required contributions for pension obligations to the DB plan for the fiscal years ended June 30, 2006, 2005, and 2004 were \$720,580, \$673,920, and \$688,874, respectively; 83.74% has been contributed for fiscal year 2006 and 100% for the fiscal years 2005 and 2004. \$117,178 represents the unpaid contribution for fiscal year 2006 and is recorded as a liability within the respective funds. Contributions to the DC and Combined Plans for fiscal 2006 were \$67 made by the District and \$23,539 made by plan members.

C. Social Security System

Effective July 1, 1991, all employees not otherwise covered by the SERS or the STRS have an option to choose Social Security or the SERS/ STRS. As of June 30, 2006, certain student workers and members of the Board of Education have elected Social Security. The District's liability is 6.2% of wages paid.

**CLEAR FORK VALLEY LOCAL SCHOOL DISTRICT
RICHLAND COUNTY, OHIO**

**NOTES TO THE BASIC FINANCIAL STATEMENTS
FOR THE FISCAL YEAR ENDED JUNE 30, 2006**

NOTE 13 - POSTEMPLOYMENT BENEFITS

The District provides comprehensive health care benefits to retired teachers and their dependents through the State Teachers Retirement System (STRS), and to retired non-certified employees and their dependents through the School Employees Retirement System (SERS). Benefits include hospitalization, physicians' fees, prescription drugs and reimbursement of monthly Medicare premiums. Benefit provisions and the obligations to contribute are established by the Systems based on authority granted by State statute. Both systems are funded on a pay-as-you-go basis.

STRS retirees who participated in the DB or combined plans and their dependents are eligible for health care coverage. The STRS Board has statutory authority over how much, if any, of the health care costs will be absorbed by STRS. All benefit recipients pay a portion of health care cost in the form of a monthly premium. By law, the cost of coverage paid from STRS funds is included in the employer contribution rate, currently 14 percent of covered payroll. For the fiscal year ended June 30, 2006, the STRS Board allocated employer contributions equal to 1 percent of covered payroll to the Health Care Reserve Fund. For the District, this amount equaled \$55,429 for fiscal year 2006.

STRS pays health care benefits from the Health Care Stabilization Fund. At June 30, 2005 (the latest information available), the balance in the Health Care Stabilization Fund was \$3.3 billion. For the fiscal year ended June 30, 2005 (the latest information available), net health care costs paid by STRS were \$254.780 million and STRS had 115,395 eligible benefit recipients.

For SERS, coverage is made available to service retirees with ten or more fiscal years of qualifying service credit, and to disability and survivor benefit recipients. All retirees and beneficiaries are required to pay a portion of their premium for health care. The portion is based on years of service, Medicare eligibility, and retirement status. Premiums may be reduced for retirees whose household income falls below the poverty level.

After the allocation for basic benefits, the remainder of the employer's 14 percent contribution is allocated to providing health care benefits. For the fiscal year ended June 30, 2006, employer contributions to fund health care benefits were 3.42 percent of covered payroll, a decrease of 1.13 percent from fiscal year 2005. In addition, SERS levies a surcharge to fund health care benefits equal to 14 percent of the difference between a minimum pay and the member's pay, pro-rated for partial service credit. For fiscal year 2006, the minimum pay was established at \$35,800. However, the surcharge is capped at 2 percent of each employer's SERS salaries. For the 2006 fiscal year, District paid \$77,335 to fund health care benefits, including the surcharge.

The surcharge, added to the unallocated portion of the 14 percent employer contribution rate, provides for maintenance of the asset target level for the health care fund. The target level for the health care reserve is 150 percent of annual health care expenses. Expenses for health care for the fiscal year ended June 30, 2005 (the latest information available) were \$178.221 million. At June 30, 2005 (the latest information available), SERS had net assets available for payment of health care benefits of \$267.5 million, which is about 168 percent of next years projected net health care costs of \$158.776 million. On the basis of actuarial projections, the allocated contributions will be insufficient in the long term, to provide for a health care reserve equal to at least 150 percent of estimated annual net claim costs. SERS has 58,123 participants currently receiving health care benefits.

**CLEAR FORK VALLEY LOCAL SCHOOL DISTRICT
RICHLAND COUNTY, OHIO**

NOTES TO THE BASIC FINANCIAL STATEMENTS
FOR THE FISCAL YEAR ENDED JUNE 30, 2006

NOTE 14 - BUDGETARY BASIS OF ACCOUNTING

While reporting financial position, results of operations, and changes in fund balance on the basis of (GAAP), the budgetary basis as provided by law is based upon accounting for certain transactions on a basis of cash receipts and disbursements.

The Statement of Revenue, Expenditures, and Changes in Fund Balance - Budget and Actual (Non-GAAP Budgetary Basis) presented for the general fund is presented on the budgetary basis to provide a meaningful comparison of actual results with the budget. The major differences between the budget basis and the GAAP basis are that:

- (a) Revenues and other financing sources are recorded when received in cash (budget basis) as opposed to when susceptible to accrual (GAAP basis);
- (b) Expenditures and other financing uses are recorded when paid in cash (budget basis) as opposed to when the liability is incurred (GAAP basis);
- (c) In order to determine compliance with Ohio law, and to reserve that portion of the applicable appropriation, total outstanding encumbrances (budget basis) are recorded as the equivalent of an expenditure, as opposed to a reservation of fund balance for that portion of outstanding encumbrances not already recognized as an account payable (GAAP basis).

The adjustments necessary to convert the results of operations for the year on the budget basis to the GAAP basis for the general fund is as follows:

Net Change in Fund Balance

	<u>General Fund</u>
Budget basis	\$ 950,589
Net adjustment for revenue accruals	(81,993)
Net adjustment for expenditure accruals	(95,773)
Net adjustment for other sources/uses	(33,112)
Adjustment for encumbrances	7,658
GAAP basis	\$ 747,369

NOTE 15 - CONTINGENCIES

A. Grants

The District receives significant financial assistance from numerous federal, state and local agencies in the form of grants. The disbursement of funds received under these programs generally requires compliance with terms and conditions specified in the grant agreements and are subject to audit by the grantor agencies. Any disallowed claims resulting from such audits could become a liability of the District. However in the opinion of management, any such disallowed claims will not have a material effect on the financial position of the District.

**CLEAR FORK VALLEY LOCAL SCHOOL DISTRICT
RICHLAND COUNTY, OHIO**

NOTES TO THE BASIC FINANCIAL STATEMENTS
FOR THE FISCAL YEAR ENDED JUNE 30, 2006

NOTE 15 - CONTINGENCIES - (Continued)

B. Litigation

The District is not involved in litigation as either plaintiff or defendant.

NOTE 16 - STATUTORY RESERVES

The District is required by state law to set-aside certain general fund revenue amounts, as defined by statute, into various reserves. These reserves are calculated and presented on a cash basis. During the fiscal year ended June 30, 2006, the reserve activity was as follows:

	<u>Textbooks</u>	<u>Capital Acquisition</u>
Set-aside cash balance as of June 30, 2005	\$ (147,023)	\$ (331,234)
Current year set-aside requirement	267,800	267,800
Current year offsets	-	(220,135)
Qualifying disbursements	<u>(335,598)</u>	<u>(187,750)</u>
 Total	 <u>\$ (214,821)</u>	 <u>\$ (471,319)</u>
 Cash balance carried forward to FY 2007	 <u>\$ (214,821)</u>	 <u>\$ (331,234)</u>

The District had qualifying disbursements during the year that reduced the set-aside amounts below zero for the textbooks/instructional materials reserve. These extra amounts may be used to reduce the set-aside requirement for future years. The negative amount is therefore presented as being carried forward to the next fiscal year. The capital acquisition reserve had current year offsets (not debt related) and qualifying disbursements in excess of current year set-aside requirement. These may not be carried forward.

SUPPLEMENTAL DATA

CLEAR FORK VALLEY LOCAL SCHOOL DISTRICT
SCHEDULE OF RECEIPTS AND EXPENDITURES OF FEDERAL AWARDS
FOR THE FISCAL YEAR ENDED JUNE 30, 2006

FEDERAL GRANTOR/ SUB GRANTOR/ PROGRAM TITLE	CFDA NUMBER	PASS-THROUGH GRANT NUMBER	(D) CASH FEDERAL RECEIPTS	OTHER FEDERAL RECEIPTS	(D) CASH FEDERAL DISBURSEMENTS	OTHER FEDERAL DISBURSEMENTS
U.S. DEPARTMENT OF AGRICULTURE PASSED THROUGH THE OHIO DEPARTMENT OF EDUCATION:						
Nutrition Cluster:						
(A) (B) Food Donation	10.550	N/A	\$ -	\$ 50,886	\$ -	\$ 50,886
Total Food Donation			<u>-</u>	<u>50,886</u>	<u>-</u>	<u>50,886</u>
(A) (C) School Breakfast Program	10.553	049411-05PU-2005	5,225	-	5,225	-
(A) (C) School Breakfast Program	10.553	049411-05PU-2006	39,052	-	39,052	-
Total School Breakfast Program			<u>44,277</u>	<u>-</u>	<u>44,277</u>	<u>-</u>
(A) (C) National School Lunch Program	10.555	049411-LLP4-2005	27,268	-	27,268	-
(A) (C) National School Lunch Program	10.555	049411-LLP4-2006	157,371	-	157,371	-
Total National School Lunch Program			<u>184,639</u>	<u>-</u>	<u>184,639</u>	<u>-</u>
Total U.S. Department of Agriculture and Nutrition Cluster			<u>228,916</u>	<u>50,886</u>	<u>228,916</u>	<u>50,886</u>
U.S. DEPARTMENT OF EDUCATION PASSED THROUGH THE OHIO DEPARTMENT OF EDUCATION						
Title I Grants to Local Educational Agencies	84.010	049411-C1S1-2005	20,699		25,092	
Title I Grants to Local Educational Agencies	84.010	049411-C1S1-2006	174,099		174,099	
Total Title I Grants to Local Educational Agencies			<u>194,798</u>		<u>199,191</u>	
Special Education Grants to States	84.027	049411-6BSD-2005	-		764	
Special Education Grants to States	84.027	049411-6BSD-2006	48,484		48,484	
Special Education Grants to States	84.027	049411-6BSF-2005	-		11,757	
Special Education Grants to States	84.027	049411-6BSF-2006	273,620		273,620	
Total Special Education Grants to States			<u>322,104</u>		<u>334,625</u>	
Safe and Drug-Free Schools and Communities State Grants	84.186	049411-DRS1-2005	2,031		2,557	
Safe and Drug-Free Schools and Communities State Grants	84.186	049411-DRS1-2006	7,383		7,383	
Total Safe and Drug-Free Schools and Communities State Grants			<u>9,414</u>		<u>9,940</u>	
State Grants for Innovative Programs	84.298	049411-C2S1-2006	5,068		5,068	
Total State Grants for Innovative Programs			<u>5,068</u>		<u>5,068</u>	
Education Technology State Grants	84.318	049411-TJS1-2005	3,159		3,159	
Total Educational Technology State Grants			<u>3,159</u>		<u>3,159</u>	
Improving Teacher Quality State Grants	84.367	049411-TRS1-2005	8,986		8,108	
Improving Teacher Quality State Grants	84.367	049411-TRS1-2006	65,717		65,717	
Total Improving Teacher Quality State Grants			<u>74,703</u>		<u>73,825</u>	
Total U.S. Department of Education			<u>609,246</u>		<u>625,808</u>	
U.S. DEPARTMENT OF HUMAN SERVICES PASSED THROUGH THE OHIO DEPARTMENT OF MENTAL RETARDATION AND DEVELOPMENTAL DISABILITIES						
State Children's Insurance Program	93.767	N/A	207		207	
Total State Children's Insurance Program			<u>207</u>		<u>207</u>	
Medical Assistance Program	93.778	N/A	31,011		31,011	
Total Medical Assistance Program			<u>31,011</u>		<u>31,011</u>	
Total U.S. Department of Human Services			<u>31,218</u>		<u>31,218</u>	
Total Federal Financial Assistance			<u>\$ 869,380</u>	<u>\$ 50,886</u>	<u>\$ 885,942</u>	<u>\$ 50,886</u>

- (A) Included as part of "Nutrition Grant Cluster" in determining major programs.
(B) The Food Donation Program is a non-cash, in kind, federal grant. Commodities are valued at fair market prices.
(C) Commingled with state and local revenue from sales of lunches; assumed expenditures were made on a first-in, first-out basis.
(D) This schedule was prepared on the cash basis of accounting.



Julian & Grube, Inc.
Serving Ohio Local Governments

333 County Line Rd. West, Westerville, OH 43082 Phone: 614.846.1899 Fax: 614.846.2799

**Report on Internal Control Over Financial Reporting and on Compliance
and Other Matters Based on an Audit of Financial Statements
Performed in Accordance With *Government Auditing Standards***

Board of Education
Clear Fork Valley Local School District
92 Hines Avenue
Bellville, Ohio 44813

We have audited the financial statements of the governmental activities, each major fund, and the aggregate remaining fund information of the Clear Fork Valley Local School District (the "District") as of and for the fiscal year ended June 30, 2006, which collectively comprise the Clear Fork Valley Local School District's basic financial statements and have issued our report dated November 3, 2006. We conducted our audit in accordance with auditing standards generally accepted in the United States of America and the standards applicable to financial audits contained in *Government Auditing Standards*, issued by the Comptroller General of the United States.

Internal Control Over Financial Reporting

In planning and performing our audit, we considered the District's internal control over financial reporting in order to determine our auditing procedures for the purpose of expressing our opinions on the financial statements and not to provide an opinion on the internal control over financial reporting. Our consideration of the internal control would not necessarily disclose all matters in the internal control over financial reporting that might be material weaknesses. A material weakness is a reportable condition in which the design or operation of one or more of the internal control components does not reduce to a relatively low level the risk that misstatements caused by errors or fraud in amounts that would be material in relation to the financial statements being audited may occur and not be detected within a timely period by employees in the normal course of performing their assigned functions. We noted no matters involving the internal control over financial reporting and its operation that we consider to be material weaknesses.

Board of Education
Clear Fork Valley Local School District

Compliance and Other Matters

As part of obtaining reasonable assurance about whether the District's financial statements are free of material misstatement, we performed tests of its compliance with certain provisions of laws, regulations, contracts and grant agreements, noncompliance with which could have a direct and material effect on the determination of financial statement amounts. However, providing an opinion on compliance with those provisions was not an objective of our audit, and accordingly, we do not express such an opinion. The results of our tests disclosed no instances of noncompliance or other matters that are required to be reported under *Government Auditing Standards*.

This report is intended solely for the information and use of management and the Board of Education, federal awarding agencies and pass-through entities, and is not intended to be and should not be used by anyone other than these specified parties.

A handwritten signature in cursive script that reads "Julian & Grube, Inc.".

Julian & Grube, Inc.
November 3, 2006



Julian & Grube, Inc.

Serving Ohio Local Governments

333 County Line Rd. West, Westerville, OH 43082 Phone: 614.846.1899 Fax: 614.846.2799

Report on Compliance With Requirements Applicable to Its Major Federal Program and Internal Control Over Compliance in Accordance With *OMB Circular A-133*

Board of Education
Clear Fork Valley Local School District
92 Hines Avenue
Bellville, Ohio 44813

Compliance

We have audited the compliance of the Clear Fork Valley Local School District, Richland County, (the “District”) with the types of compliance requirements described in the *U. S. Office of Management and Budget (OMB) Circular A-133 Compliance Supplement* that are applicable to its major federal program for the fiscal year ended June 30, 2006. The District’s major federal program is identified in the summary of auditor’s results section of the accompanying schedule of findings. Compliance with the requirements of laws, regulations, contracts and grants applicable to its major federal program is the responsibility of the District’s management. Our responsibility is to express an opinion on the District’s compliance based on our audit.

We conducted our audit of compliance in accordance with auditing standards generally accepted in the United States of America; the standards applicable to financial audits contained in *Government Auditing Standards*, issued by the Comptroller General of the United States; and *OMB Circular A-133, Audit of States, Local Governments, and Non-Profit Organizations*. Those standards and *OMB Circular A-133* require that we plan and perform the audit to obtain reasonable assurance about whether noncompliance with the types of compliance requirements referred to above that could have a direct and material effect on a major federal program occurred. An audit includes examining, on a test basis, evidence about the District’s compliance with those requirements and performing such other procedures as we considered necessary in the circumstances. We believe that our audit provides a reasonable basis for our opinion. Our audit does not provide a legal determination on the District’s compliance with those requirements.

Board of Education
Clear Fork Valley Local School District

In our opinion, the District complied, in all material respects, with the requirements referred to above that are applicable to its major federal program for the fiscal year ended June 30, 2006.

Internal Control Over Compliance

The management of the District is responsible for establishing and maintaining effective internal control over compliance with requirements of laws, regulations, contracts and grants applicable to federal programs. In planning and performing our audit, we considered the District's internal control over compliance with requirements that could have a direct and material effect on a major federal program in order to determine our auditing procedures for the purpose of expressing our opinion on compliance and to test and report on internal control over compliance in accordance with *OMB Circular A-133*.

Our consideration of the internal control over compliance would not necessarily disclose all matters in the internal control that might be material weaknesses. A material weakness is a reportable condition in which the design or operation of one or more of the internal control components does not reduce to a relatively low level the risk that noncompliance with applicable requirements of laws, regulations, contracts and grants caused by error or fraud that would be material in relation to a major federal program being audited may occur and not be detected within a timely period by employees in the normal course of performing their assigned functions. We noted no matters involving the internal control over compliance and its operation that we consider to be material weaknesses.

This report is intended solely for the information and use of the management, the Board of Education, federal awarding agencies and pass-through entities and is not intended to be and should not be used by anyone other than these specified parties.



Julian & Grube, Inc.
November 3, 2006

**CLEAR FORK VALLEY LOCAL SCHOOL DISTRICT
RICHLAND COUNTY, OHIO**

**SCHEDULE OF FINDINGS
OMB CIRCULAR A-133 § .505
JUNE 30, 2006**

1. SUMMARY OF AUDITOR'S RESULTS
--

<i>(d)(1)(i)</i>	<i>Type of Financial Statement Opinion</i>	Unqualified
<i>(d)(1)(ii)</i>	<i>Were there any material control weakness conditions reported at the financial statement level (GAGAS)?</i>	No
<i>(d)(1)(ii)</i>	<i>Were there any other reportable control weakness conditions reported at the financial statement level (GAGAS)?</i>	No
<i>(d)(1)(iii)</i>	<i>Was there any reported non-compliance at the financial statement level (GAGAS)?</i>	No
<i>(d)(1)(iv)</i>	<i>Were there any material internal control weakness conditions reported for major federal programs?</i>	No
<i>(d)(1)(iv)</i>	<i>Were there any other reportable internal control weakness conditions reported for major federal programs?</i>	No
<i>(d)(1)(v)</i>	<i>Type of Major Programs' Compliance Opinion</i>	Unqualified
<i>(d)(1)(vi)</i>	<i>Are there any reportable findings under § .510?</i>	No
<i>(d)(1)(vii)</i>	<i>Major Program:</i>	Special Education CFDA #84.027
<i>(d)(1)(viii)</i>	<i>Dollar Threshold: Type A/B Programs</i>	Type A: >\$300,000 Type B: all others
<i>(d)(1)(ix)</i>	<i>Low Risk Auditee?</i>	Yes

**CLEAR FORK VALLEY LOCAL SCHOOL DISTRICT
RICHLAND COUNTY, OHIO**

**SCHEDULE OF FINDINGS
OMB CIRCULAR A-133 § .505
JUNE 30, 2006**

**2. FINDINGS RELATED TO THE BASIC FINANCIAL STATEMENTS
REQUIRED TO BE REPORTED IN ACCORDANCE WITH GAGAS**

None.

3. FINDINGS AND QUESTIONED COSTS FOR FEDERAL AWARDS

None.



Mary Taylor, CPA
Auditor of State

CLEAR FORK VALLEY LOCAL SCHOOL DISTRICT

RICHLAND COUNTY

CLERK'S CERTIFICATION

This is a true and correct copy of the report which is required to be filed in the Office of the Auditor of State pursuant to Section 117.26, Revised Code, and which is filed in Columbus, Ohio.

Susan Babbitt

CLERK OF THE BUREAU

**CERTIFIED
JANUARY 23, 2007**