

ELYRIA CITY SCHOOL DISTRICT
LORAIN COUNTY, OHIO

Audit Report

For the Year Ended June 30, 2007

CHARLES E. HARRIS & ASSOCIATES, INC.
Certified Public Accountants and Government Consultants



Mary Taylor, CPA
Auditor of State

Board of Education
Elyria City School District
42101 Griswold Road
Elyria, Ohio 44035

We have reviewed the *Report of Independent Accountants* of the Elyria City School District, Lorain County, prepared by Charles E. Harris & Associates, Inc., for the audit period July 1, 2006 through June 30, 2007. Based upon this review, we have accepted these reports in lieu of the audit required by Section 117.11, Revised Code. The Auditor of State did not audit the accompanying financial statements and, accordingly, we are unable to express, and do not express an opinion on them.

Our review was made in reference to the applicable sections of legislative criteria, as reflected by the Ohio Constitution, and the Revised Code, policies, procedures and guidelines of the Auditor of State, regulations and grant requirements. The Elyria City School District is responsible for compliance with these laws and regulations.

Mary Taylor

Mary Taylor, CPA
Auditor of State

March 11, 2008

This Page is Intentionally Left Blank.

ELYRIA CITY SCHOOL DISTRICT
Audit Report
For the Year Ended June 30, 2007

<u>TITLE</u>	<u>PAGE</u>
Opinion on Supplementary Schedule of Federal Awards Expenditures	1
Schedule of Federal Awards Expenditures	2 - 3
Notes to the Schedule of Federal Awards Expenditures	4
Report on Internal Control Over Financial Reporting and on Compliance and Other Matters Based on an Audit of Financial Statements Required by <i>Government Auditing Standards</i>	5 -6
Report on Compliance with Requirements Applicable to Each Major Program and Internal Control over Compliance in Accordance with <i>OMB Circular A-133</i>	7 -8
Schedule of Findings and Questioned Costs	9 -10
Status of Prior Audit Citations and Recommendations	11

Charles E. Harris & Associates, Inc.
Certified Public Accountants

Rockefeller Building
614 W Superior Ave Ste 1242
Cleveland, OH 44113-1306
Office phone - (216) 575-1630
Fax - (216) 436-2411

**OPINION ON SUPPLEMENTARY SCHEDULE
OF FEDERAL AWARDS EXPENDITURES**

**Elyria City School District
Lorain County
42101 Griswold Road
Elyria, Ohio 44035**

To the Board of Education:

We have audited the financial statements of the governmental activities, business-type activities, each major fund, and the aggregate remaining fund information of the Elyria City School District (the District) as of and for the year ended June 30, 2007, which collectively comprise the District's basic financial statements and have issued our report thereon dated January 29, 2007. These financial statements are the responsibility of the District's management. Our responsibility is to express an opinion on these financial statements based on our audit.

We conducted our audit in accordance with auditing standards generally accepted in the United States of America and the standards applicable to financial audits conducted in *Government Auditing Standards* issued by the Comptroller General of the United States. Those standards require that we plan and perform the audit to obtain reasonable assurance about whether the financial statements are free of material misstatement. An audit includes examining, on a test basis, evidence supporting the amounts and disclosures in the financial statements. An audit also includes assessing the accounting principles used and significant estimates made by management, as well as evaluating the overall financial statement presentation. We believe that our audit provides a reasonable basis for our opinion.

Our audit was performed for the purpose of forming an opinion on the financial statements of the Elyria City School District taken as a whole. The accompanying Schedule of Federal Awards Expenditures is presented for purposes of additional analysis as required by the *U.S. Office of Management and Budget, Circular A-133, Audit of States, Local Governments, and Non-Profit Organizations*, and is not a required part of the financial statements. The information in that schedule has been subjected to the auditing procedures applied in the audit of the financial statements and, in our opinion, is fairly presented in all material respects in relation to the financial statements taken as a whole.

Charles E. Harris & Associates, Inc.
January 29, 2008

ELYRIA CITY SCHOOL DISTRICT
Schedule of Federal Awards Expenditures
For the Year Ended June 30, 2007

<u>Federal Grantor/Program Title</u>	<u>Pass Through Entity Number</u>	<u>CFDA Number</u>	<u>Receipts Recognized</u>	<u>Program Expenditures</u>
<u>U.S. Department of Agriculture</u>				
Passed Through the Ohio Department of Agriculture				
Food Distribution	N/A	10.550	\$ 98,176	\$ 98,176
Nutrition Cluster:				
National School Breakfast Program	043943-05PU-2007	10.553	761,459	761,459
National School Lunch Program	043943-LLP4-2007	10.555	922,334	922,334
Summer Food Program	043943-23PU-2007	10.559	<u>70,645</u>	<u>70,645</u>
Total Nutrition Cluster			1,754,438	1,754,438
Team Nutrition	N/A	10.574	<u>130,309</u>	<u>156,889</u>
Total U.S. Department of Agriculture			<u>\$ 1,982,923</u>	<u>\$ 2,009,503</u>
<u>U.S. Department of Education</u>				
Passed Through Ohio Department of Education				
Mentoring 2006	N/A	84.184B	\$ -	\$ 550
Mentoring 2007	N/A	84.184B	<u>160,924</u>	<u>161,584</u>
Total Mentoring			160,924	162,134
Special Education Cluster:				
Preschool 2005	043943-PGS1-2006	84.173	4,625	12,937
Preschool 2006	043943-PGS1-2007	84.173	70,757	64,744
Positive Behavior Support 2006	043943-6BPB-2006	84.027	3,290	10,097
Access Program 2006	043943-6BSD-2006	84.027	18,131	28,209
Title VI-B 2006 Flow Thru	043943-6BSF-2005	84.027	60,552	294,947
Title VI-B 2006	043943-6BSF-2007	84.027	<u>2,079,221</u>	<u>1,777,487</u>
Total Special Education Cluster			2,236,576	2,188,421
Adult Basic Education 2004	043943-ABS1-2005	84.002	12,000	12,000
Adult Basic Education 2005	043943-ABS1-2006	84.002	2,782	8,792
Adult Basic Education 2006	043943-ABS1-2007	84.002	<u>148,325</u>	<u>142,067</u>
Total Adult Basic Education			163,107	162,859
Title I	043943-C1S1-2006	84.010	197,734	307,182
Title I	043943-C1SK-2007	84.010	2,031,202	1,787,185
Title I	043943-C1SK-2004	84.010	<u>-</u>	<u>1,373</u>
Total Title I			2,228,936	2,095,740
Title V 2006	043943-C2S1-2006	84.298	-	1,355
Title V 2007	043943-C2S1-2007	84.298	<u>18,008</u>	<u>24,076</u>
Total Title V			18,008	25,431
Comprehensive School Reform 2006	043943-RFCC-2006	84.332	-	100,178
Comprehensive School Reform 2007	043943-RFCC-2007	84.332	<u>161,961</u>	<u>164,056</u>
Total Comprehensive School Reform			161,961	264,234

ELYRIA CITY SCHOOL DISTRICT
Schedule of Federal Awards Expenditures - (Continued)
For the Year Ended June 30, 2007

Federal Grantor/Program Title	Pass Through Entity Number	CFDA Number	Receipts Recognized	Program Expenditures
<u>U.S Department of Education - (continued)</u>				
Drug Free Schools 2006	043943-DRS1-2006	84.186	\$ -	\$ 5,593
Drug Free Schools 2007	043943-DRS1-2007	84.186	35,418	36,591
Total Drug Free Schools			35,418	42,184
Title II-A 2006	043943-TRS1-2006	84.367	61,268	101,386
Title II-A 2007	043943-TRS1-2007	84.367	515,646	470,642
Total Title II-A			576,914	572,028
Title III LEP	N/A	84.036	6,072	947
Title II-D 2006	043943-TJS1-2006	84.318	94	19,404
Title II-D 2007	043943-TJS1-2007	84.318	25,008	22,246
Total Title II-D			25,102	41,650
Total U.S. Department of Education			\$ 5,613,018	\$ 5,555,628
<u>U.S. Department of National and Community Service</u>				
Passed Through Ohio Department of National & Community Service				
Learn and Serve America	043943-SVS1-2006	94.004	\$ 3,454	\$ 6,764
Learn and Serve America	043943-SVS1-2007	94.004	6,297	9,056
Safety in Ohio Thru Service	N/A	94.004	19,546	8,825
Total Learn and Serve America			29,297	24,645
Ohio Schools Conflict Management	04943-SVHS-2005	94.004A	2,800	2,859
Total Safety In Ohio Through Service			2,800	2,859
Total U.S. Department of National and Community Service			\$ 32,097	\$ 27,504
<u>U.S. Department of Health and Human Services</u>				
Passed through Ohio Department of Mental Retardation and Developmental Disabilities				
Medicaid Title XIX	N/A	93.778	\$ 34,785	\$ 34,785
Total U.S. Department of Health and Human Services			34,785	34,785
Total Federal Expenditures			\$ 7,662,823	\$ 7,627,420

See accompanying Notes to the Schedule of Federal Awards Expenditures

ELYRIA CITY SCHOOL DISTRICT
Notes to the Schedule of Federal Awards Expenditures
For the Year Ended June 30, 2007

1. Significant Accounting Policies

The accompanying schedule of federal awards expenditures is a summary of the activity of the District's federal award programs. The schedule has been prepared on the cash basis of accounting. Consequently, certain revenues are recognized when received rather than when earned and certain expenditures are recognized when paid rather than when the obligation is incurred.

2. Food Distribution

Nonmonetary assistance is reported in the schedule at fair market value of the commodities received and disbursed. Monies are commingled with State grants. It is assumed federal monies are expended first. At June 30, 2007, the District had immaterial food commodities in inventory recorded in the Food Service Fund.

**REPORT ON INTERNAL CONTROL OVER FINANCIAL REPORTING AND ON
COMPLIANCE AND OTHER MATTERS BASED ON AN AUDIT OF FINANCIAL
STATEMENTS REQUIRED BY GOVERNMENT AUDITING STANDARDS**

Elyria City School District
Lorain County
42101 Griswold Road
Elyria, Ohio 44035

To the Board of Education:

We have audited the financial statements of the governmental activities, the business-type activities, each major fund, and the aggregate remaining fund information of the Elyria City School District, Lorain County Ohio (District) as of and for the year ended June 30, 2007, and have issued our report thereon dated January 29, 2008. We conducted our audit in accordance with auditing standards generally accepted in the United States of America and the standards applicable to financial audits contained in *Government Auditing Standards*, issued by the Comptroller General of the United States.

Internal Controls Over Financial Reporting

In planning and performing our audit, we considered the District's internal control over financial reporting as a basis for designing our auditing procedures for the purpose of expressing our opinion on the financial statements, but not for the purpose of expressing an opinion on the effectiveness of the District's internal control over financial reporting. Accordingly, we do not express an opinion on the effectiveness of the District's internal control over financial reporting.

A control deficiency exists when the design or operation of a control does not allow management or employees, in the normal course of performing their assigned functions, to prevent or detect misstatements on a timely basis. A significant deficiency is a control deficiency, or combination of control deficiencies, that adversely affects the District's ability to initiate, authorize, record, process, or report financial data reliably in accordance with generally accepted accounting principles such that there is more than a remote likelihood that a misstatement of the District's financial statements that is more than inconsequential will not be prevented or detected by the District's internal control.

A material weakness is a significant deficiency, or combination of significant deficiencies, that results in more than a remote likelihood that a material misstatement of the financial statements will not be prevented or detected by the District's internal control.

Our consideration of internal control over financial reporting was for the limited purpose described in the first paragraph of this section and would not necessarily identify all deficiencies in internal control that might be significant deficiencies or material weaknesses. We did not identify any deficiencies in internal control over financial reporting that we consider to be material weaknesses, as defined above.

Compliance and Other Matters

As part of obtaining reasonable assurance about whether the District's financial statements are free of material misstatement, we performed tests of its compliance with certain provisions of laws, regulations, contracts, grants agreements and other matters, noncompliance with which could have a direct and material effect on the determination of financial statement amounts. However, providing an opinion on compliance with those provisions was not an objective of our audit and, accordingly, we do not express such an opinion. The results of our tests disclosed an instance of noncompliance that is required to be reported under *Government Auditing Standards*, which is disclosed in the accompanying schedule of findings and questioned costs as item 2007-Elyria-001.

The District's response to the finding identified in our audit is described in the accompanying schedule of findings and questioned costs. We did not audit the District's response and, accordingly, we express no opinion on it.

We noted certain matters that we have reported to management of the District in a separate letter dated January 29, 2008.

This report is intended for the information and use of the audit committee, management, the Board of Education, federal awarding agencies and pass-through entities and is not intended to be and should not be used by anyone other than these specified parties.

Charles E. Harris & Associates, Inc
January 29, 2008

**REPORT ON COMPLIANCE WITH REQUIREMENTS APPLICABLE TO
EACH MAJOR PROGRAM AND INTERNAL CONTROL OVER COMPLIANCE
IN ACCORDANCE WITH OMB CIRCULAR A-133**

Elyria City School District
Lorain County
42101 Griswold Road
Elyria, Ohio 44035

To the Board of Education:

Compliance

We have audited the compliance of the Elyria City School District, Lorain County (District), with the types of compliance requirements described in *U.S. Office of Management and Budget (OMB) Circular A-133 Compliance Supplement* that apply to each of its major federal programs for the year ended June 30, 2007. The District's major federal programs are identified in the summary of auditor's results section of the accompanying schedule of findings and questioned costs. Compliance with the requirements of laws, regulations, contracts and grants applicable to its major federal program is the responsibility of the District's management. Our responsibility is to express an opinion on the District's compliance based on our audit.

We conducted our audit of compliance in accordance with auditing standards generally accepted in the United States of America; the standards applicable to financial audits contained in *Government Auditing Standards*, issued by the Comptroller General of the United States; and OMB Circular A-133, *Audits of States, Local Governments, and Non-Profit Organizations*. Those standards and OMB Circular A-133 require that we plan and perform the audit to obtain reasonable assurance about whether noncompliance with the types of compliance requirements referred to above that could have a direct and material effect on a major program occurred. An audit includes examining, on a test basis, evidence about the District's compliance with those requirements and performing such other procedures as we considered necessary in the circumstances. We believe that our audit provides a reasonable basis for our opinion. Our audit does not provide a legal determination on the District's compliance with those requirements.

In our opinion, the District complied, in all material respects, in all material respects, with the requirements referred to above that are applicable to its major federal programs for the year ended June 30, 2007.

Internal Control Over Compliance

The management of the District is responsible for establishing and maintaining effective internal control over compliance with requirements of laws, regulations, contracts and grants applicable to federal programs. In planning and performing our audit, we considered the District's internal control over compliance with requirements that could have a direct and material effect on a major federal program in order to determine our auditing procedures for the purpose of expressing our opinion on compliance, but not for the purpose of expressing an opinion on the effectiveness of the District's internal control over compliance.

A control deficiency in internal control over compliance exists when the design or operation of a control does not allow management or employees, when performing their assigned functions, to prevent or detect noncompliance with a federal program compliance requirement on a timely basis. A significant deficiency is a control deficiency, or a combination of control deficiencies, that adversely affects the District's ability to administer a federal program such that there is more than a remote likelihood that the District's internal control will not prevent or detect more-than-inconsequential noncompliance with a federal program compliance requirement.

A material weakness is a significant deficiency, or combination of significant deficiencies, that results in more than a remote likelihood that the District's internal control will not prevent or detect material noncompliance with a federal program's compliance requirements.

Our consideration of the internal control over compliance was for limited purpose described in the first paragraph of this section and would not necessarily identify all deficiencies in internal control that might be significant deficiencies or material weaknesses. We did not identify any deficiencies in internal control over compliance that we consider to be material weaknesses, as defined above.

This report is intended for the information and use of management, the Board of Education, the audit committee, federal awarding agencies and pass-through entities, and is not intended to be and should not be used by anyone other than these specified parties.

Charles E. Harris & Associates, Inc.
January 29, 2008

**SCHEDULE OF FINDINGS AND QUESTIONED COSTS
OMB CIRCULAR A-133 SECTION .505**

**ELYRIA CITY SCHOOL DISTRICT
LORAIN COUNTY
June 30, 2007**

1. SUMMARY OF AUDITOR'S RESULTS

(d)(1)(i)	<i>Type of Financial Statement Opinion</i>	Unqualified
(d)(1)(ii)	<i>Were there any material control weaknesses reported at the financial statement level (GAGAS)?</i>	No
(d)(1)(ii)	<i>Were there any other significant deficiencies reported at the financial statement level (GAGAS)?</i>	No
(d)(1)(iii)	<i>Were there any reported material non-compliance at the financial statement level (GAGAS)?</i>	Yes
(d)(1)(iv)	<i>Were there any material internal control weaknesses reported for major federal programs</i>	No
(d)(1)(iv)	<i>Were there any other significant deficiencies reported for major federal programs?</i>	No
(d)(1)(v)	<i>Type of Major Programs' Compliance Opinion</i>	Unqualified
(d)(1)(vi)	<i>Are there any reportable findings under Section .510</i>	No
(d)(1)(vii)	<i>Major Programs:</i>	Special Education Cluster: CFDA 84.173 CFDA 84.027 Title II-A CFDA 84.367
(d)(1)(viii)	<i>Dollar Threshold: Type A\B Programs</i>	Type A: > \$300,000 Type B: all others
(d)(1)(ix)	<i>Low Risk Auditee?</i>	Yes

**ELYRIA CITY SCHOOL DISTRICT
SCHEDULE OF FINDINGS
JUNE 30, 2007**

**2. FINDINGS RELATED TO THE FINANCIAL STATEMENTS
REQUIRED TO BE REPORTED IN ACCORDANCE WITH GAGAS**

Finding Number: 2007-Elyria-001 – Material Noncompliance

Expenditures and Encumbrances Exceed Appropriations

Section 5705.41 (D), Revised Code, requires that encumbrances be charged against proper appropriations. Section 5705.41 (B), Revised Code, prohibits the District from making expenditure unless it has been properly appropriated. The following funds were found to have expenditures plus encumbrances exceeding appropriations at June 30, 2007:

<u>Fund</u>	<u>Total Appropriations</u>	<u>Total Expenditures</u>	<u>Variance</u>
General	\$ 66,881,083	\$ 67,193,932	\$ (312,849)
Food Service	2,673,420	2,739,288	(65,868)

Management Response:

The District will monitor its budgetary compliance more closely in future years.

3. FINDINGS AND QUESTIONED COSTS FOR FEDERAL AWARDS

None.

STATUS OF PRIOR AUDIT'S CITATIONS AND RECOMMENDATIONS

The prior audit report, for the period ending June 30, 2006, reported no material citations or recommendations.



Elyria City School District

Elyria, Ohio



Comprehensive Annual Financial Report

For the year ending June 30, 2007



Elyria City School District
Elyria, Ohio

Comprehensive Annual Financial Report
For the Fiscal Year Ended June 30, 2007

Prepared By:
Fred Stephens, Treasurer and
Treasurer's Office Staff

Elyria City School District
Comprehensive Annual Financial Report
Fiscal Year Ended June 30, 2007

Table of Contents

	Page
Introductory Section	
Letter of Transmittal.....	vii
Principal Officials Roster	xxi
Management Team	xxii
Organizational Chart	xxiv
Certificate of Achievement.....	xxv
 Financial Section	
Independent Accountants' Report.....	1
Management's Discussion and Analysis	3
Basic Financial Statements	
Government-wide Financial Statements:	
Statement of Net Assets.....	17
Statement of Activities	18
Fund Financial Statements:	
Balance Sheet - Governmental Funds	20
Reconciliation of Total Governmental Fund Balances to Net Assets of Governmental Activities	21
Statement of Revenues, Expenditures and Changes in Fund Balances - Governmental Funds	22
Reconciliation of the Statement of Revenues, Expenditures and Changes in Fund Balances of Governmental Funds to the Statement of Activities	23
Statement of Revenues, Expenditures and Changes in Fund Balance - Budget (Non-GAAP Basis) and Actual - General Fund.....	24
Statement of Fund Net Assets – Proprietary Fund	25
Statement of Revenues, Expenditures and Changes in Fund Net Assets - Proprietary Funds	26

Elyria City School District
Comprehensive Annual Financial Report
Fiscal Year Ended June 30, 2007

Table of Contents
(Continued)

	Page
Statement of Cash Flows - Internal Service Fund	27
Statement of Fiduciary Net Assets - Fiduciary Fund	28
Statement of Changes in Fiduciary Net Assets - Private Purpose Trust Funds.....	29
Notes to the Basic Financial Statements.....	30
Combining Statements and Individual Fund Schedules:	
Combining Statements - Nonmajor Funds:	
Nonmajor Special Revenue Fund Descriptions.....	57
Combining Balance Sheet - Nonmajor Governmental Funds	60
Combining Statement of Revenues, Expenditures and Changes in Fund Balances - Nonmajor Governmental Funds	61
Combining Balance Sheet - Nonmajor Special Revenue Funds	62
Combining Statement of Revenues, Expenditures and Changes in Fund Balances - Nonmajor Special Revenue Funds	68
Combining Balance Sheet - Nonmajor Capital Projects Funds.....	74
Combining Statement of Revenues, Expenditures and Changes in Fund Balances - Nonmajor Capital Projects Funds.....	75
Individual Fund Schedules of Revenues, Expenditures and Changes in Fund Balance - Budget (Non-GAAP Basis) and Actual Governmental Funds - Nonmajor.....	76
Individual Fund Schedules of Revenues, Expenditures and Changes in in Fund Balance - Budget (Non-GAAP Basis) and Actual:	
Special Trust Fund.....	77
Uniform School Supplies Fund	77

Elyria City School District
Comprehensive Annual Financial Report
Fiscal Year Ended June 30, 2007

Table of Contents
(Continued)

	Page
Rotary Fund.....	78
Public School Support Fund.....	78
Local Grants Fund.....	79
Termination Benefits Fund.....	80
Athletics and Music Fund.....	80
Auxiliary Services Fund.....	81
Educational Management Information Systems Fund.....	81
Public School Preschool Fund.....	82
Entry Year Programs Fund.....	82
Disadvantaged Pupils Impact Aid Fund.....	83
Data Communications Fund.....	83
SchoolNet Professional Development Fund.....	84
Ohio Reads Grant Fund.....	84
Summer School Fund.....	85
Alternative School Fund.....	85
Poverty Aid Fund.....	86
Miscellaneous State Grants Fund.....	87
Adult Basic Education Fund.....	88
Title V-B Fund.....	89
Title III Fund.....	90
Title I Fund.....	91
Title VI Fund.....	92
Drug Free Schools Grant Fund.....	93
Preschool Handicapped Grant Fund.....	93
Class Size Reduction Fund.....	94
Miscellaneous Federal Grants Fund.....	95
Bond Retirement Fund.....	96
Permanent Improvement Fund.....	97
Capital Building Fund.....	97
SchoolNet Plus Fund.....	98
Individual Fund Schedules - Proprietary Fund Descriptions.....	100
Individual Fund Schedules of Revenues, Expenses and Changes in Fund Equity - Budget (Non-GAAP Basis) and Actual - Proprietary Funds.....	101
Schedule of Revenues, Expenses and Changes in Fund Equity - Lunchroom/Cafeteria Fund.....	102
Schedule of Revenues, Expenses and Changes in Fund Equity - Self Insurance Fund.....	103

Elyria City School District
Comprehensive Annual Financial Report
Fiscal Year Ended June 30, 2007

Table of Contents
(Continued)

	Page
Combining Statement and Individual Fund Schedules - Fiduciary Fund Descriptions	104
Individual Fund Schedules of Revenues, Expenses and Changes in Fund Equity - Budget (Non-GAAP Basis) and Actual - Fiduciary Funds	105
Schedule of Revenues, Expenses and Changes in Fund Equity - Scholarship Fund	106
Combining Statement	107
Combining statement of Changes in Assets - and Liabilities - Agency Fund	108
 Statistical Section	
Statistical Section	S 1
Changes in Net Assets of Governmental Activities - Last Five Fiscal Years	S 2
Net Assets by Component - Last Five Fiscal Years	S 5
Program Revenues of Governmental Activities by function - Last Five Fiscal Years	S 6
Fund Balances, Governmental Funds - Last Five Fiscal Years	S 7
Changes in Fund Balances, Governmental Funds - Last Five Fiscal Years	S 8
Assessed and Estimated Actual Value of Taxable Property - Last Ten Collection Years	S 9
Property Tax Rates - Direct and Overlapping Governments - Last Ten Calendar Years	S 10
Property Tax Levies and Collections - Last Ten Calendar Years	S 11
Principal Taxpayers - Real Estate Tax - 2007 and 1999	S 12

Elyria City School District
Comprehensive Annual Financial Report
Fiscal Year Ended June 30, 2007

Table of Contents
(Continued)

	Page
Principal Taxpayers - Tangible Personal Property Tax - 2007 and 1999.....	S 13
Principal Taxpayers - Public Utility Tax - 2007 and 1999.....	S 14
Ratio of Debt to Assessed Value and Debt per Capita - Last Ten Fiscal Years.....	S 15
Computation of Legal Debt Margin - Last Ten Fiscal Years	S 16
Computation of Direct and Overlapping Debt Attributable to Governmental Activities.....	S 18
Demographic and Economic Statistics - Last Ten Years	S 19
Principal Employers - Current and Nine Years Ago	S 20
School District Employees by Function/Program - Last Three Fiscal Years	S 21
Building Statistics - Last Ten Fiscal Years	S 22
Operating Statistics - Last Ten Fiscal Years	S 28
Teachers' Salaries - Last Ten Fiscal Years	S 29
Full-Time Equivalent Teachers by Education - Last Five Fiscal Years.....	S 30
Enrollment Statistics - Last Ten Fiscal Years	S 31
Nutritional Services - Last Nine Fiscal Years	S 32
Average Number of Students per Teacher - Last Ten Fiscal Years	S 33
Attendance and Graduation Rates - Last Ten Fiscal Years	S 34

This page is intentionally left blank.

INTRODUCTORY SECTION

January 29, 2008

**Elyria Board of Education Members and
Citizens of the Elyria City School Community:**

As the Superintendent and Treasurer of the Elyria City School District (the “School District”), we are pleased to submit to you the Comprehensive Annual Financial Report (CAFR) issued by the School District. This CAFR includes an unqualified opinion from an Independent Certified Public Accountant and conforms to accounting principles generally accepted in the United States of America (GAAP) as applicable to governmental entities. This CAFR conforms to standards of financial reporting established by the Governmental Accounting Standards Board (GASB).

Responsibility for both the accuracy of the data, and the completeness and fairness of the presentation, including all disclosures, rests with the School District. To the best of our knowledge and belief, the enclosed data is accurate in all material respects and is reported in a manner designed to present fairly the financial position and results of operations of the various funds of the School District. All disclosures necessary to enable the reader to gain an understanding of the School District’s financial activities have been included.

The School District provides a full range of educational programs and services. These include elementary and secondary curriculum offerings at the general, college preparatory and vocational levels, and a broad range of co-curricular and extracurricular activities, adult and community education offerings, and special education services. Elyria High School juniors and seniors attend the Lorain County Joint Vocational School for vocational training classes and eligible High School students attend Lorain County Community College located in the city of Elyria, under the post-secondary school enrollment option and the new Early College Program. In addition, the School District provides state-financed assistance to non-public schools located within its boundaries. This assistance is accounted for in a special revenue fund. The non-public school operations and the vocational school operations do not meet the established criteria for inclusion in the reporting entity and, accordingly, are excluded from this report.

GENERAL INFORMATION CONCERNING THE BOARD AND THE SCHOOL DISTRICT

The Reporting Entity

The School District has reviewed its reporting entity definition in order to ensure conformance with the Governmental Accounting Standards Board Statement No. 14, "The Financial Reporting Entity". In evaluating how to define the School District for financial reporting purposes, management has considered all agencies, departments and organizations making up the Elyria City School District (the primary government) and its potential component units.

Numerous entities operate within the School District's geographical boundaries. These entities have been excluded from the accompanying financial statements because the School District cannot legally access their resources, the School District has no obligation to finance deficits or provide financial support to them and the School District is not obligated for their debts.

A complete discussion of the School District's reporting entity is provided in the Note 1 to the basic financial statements.

The Board of Education and the Administration

The Board of Education of the Elyria City School District (the "Board") is a political and corporate body charged with the responsibility of managing and controlling affairs of the School District and, together with the School District, is governed by the general laws of the State of Ohio as set forth in the Ohio Revised Code. The Board is comprised of five members who are elected for overlapping four-year terms.

The Superintendent of Schools (the "Superintendent"), appointed by the Board for a term not longer than five years, is the chief executive officer of the School District and has the responsibility for directing and assigning teachers and other employees, assigning the pupils to the proper schools and grades, and performing such other duties as determined by the Board. The current Superintendent, Mr. Paul M. Rigda, has been Superintendent since August 24, 2005.

The Treasurer is the Chief Financial Officer of the Board and the School District and is, pursuant to statutory requirements, appointed by the Board for a four-year term (following a probationary two-year term) and reports directly to the Board. The present Treasurer, Fred V. Stephens, has been Treasurer since January 1, 2004; his current four-year contract continues until January 3, 2010.

The School District and Its Facilities

The Elyria City School District is located in the City of Elyria in Lorain County, Ohio. In fiscal year 2006-2007, there were students 7,585 enrolled in the School District compared to 7,761 students enrolled in the previous year. The School District currently operates eleven (11) elementary schools that total 487,315 of building square footage the oldest was constructed in 1907 and the youngest in 1969, three (3) junior high schools with a total of 244,122 building square footage the oldest was constructed in 1961 and the youngest in 1970, one high school covering 247,207 square feet was constructed in 1894, one alternative learning center constructed in 2001 and one special education pre-school constructed in 1996 with 15,745 and 28,785 square footage, respectively. The School District maintains one administrative facility that houses an all-day every day Kindergarten Village of 307 students constructed in 1999, all central functions for the School District including all maintenance functions and a central kitchen for its food service program. The School District serves as the primary education provider for high incidence special education programs, which provide special curricula and skills programs for students from all of Lorain County and surrounding school districts.

Employee Relations and Benefits

For the fiscal year 2007, the School District employed 1,168 full and part-time teaching and support personnel. In the fiscal year ended June 30, 2007, the School District paid from its general and Poverty Based Assistance fund \$39,584,856 in salaries and \$13,113,022 in fringe benefits and other labor-related costs such as employer retirement contributions, workers' compensation insurance coverage, unemployment compensation, life insurance and medical and dental insurance premiums.

For collective bargaining purposes, the NEA/OEA/Elyria Education Association (EEA) represents the School District's teachers and educational specialists. The OEA/NEA Elyria Schools Support Staff (ESSS) represents the School District's classified employees. A collective bargaining agreement with the Elyria Education Association (EEA) expires July 31, 2008. The collective bargaining agreement with the Elyria School Support Staff (ESSS) expires December 31, 2008.

The School District provides medical health insurance coverage to its employees through Medical Mutual Insurance Company. A three tier 5/15/30, Prescription drug program is provided to eligible employees through Caremark. The School District provides life insurance and accidental death and dismemberment insurance to eligible employees through Medical Life. Dental insurance is provided to eligible employees through Delta Dental of Ohio and vision insurance is provided through VSP. All District employees participate in either the State Teachers Retirement System (STRS) or the School Employees Retirement System (SERS). The School District made required contributions for pension obligations to these Systems on behalf of its employees in the amount of \$5,804,391 during the 2007 fiscal year.

ECONOMIC CONDITION AND OUTLOOK

Taxes

Property taxes are a major source of revenue for the School District. For property taxation purposes, assessment of real property is performed on a calendar year basis by the elected County Auditor subject to supervision by the State Tax Commissioner, and assessment of public utility property and tangible personal property is performed by the State Tax Commissioner. Property taxes are billed by the County Auditor and collected by the County Treasurer.

Taxes collected from “Real Property” (other than Public Utilities) in one calendar year are levied in the preceding calendar year on assessed values as of January 1 of that preceding year. Taxes collected from “Tangible Personal Property” (other than Public Utilities) in one calendar year are levied in the prior calendar year on assessed values listed as of December 31 of the prior year. Public Utility real and tangible personal property taxes collected in one calendar year are levied in the preceding calendar year on assessed values determined as of December 31 of the year preceding the tax collection year.

The “assessed valuation” of real property is fixed at 35 percent of true value and is determined pursuant to rules of the State Tax Commissioner, except that real property devoted exclusively to agricultural use is assessed at not more than 35 percent of its current agricultural use value. Real property devoted exclusively to forestry or timber growing is taxed at 50 percent of the local tax rate upon its true value.

General business tangible personal property was assessed in previous years at 25% for machinery and equipment and 23% for inventories. General business tangible personal property tax is being phased out beginning in 2006. The listing percentage is 18.75% for 2006, 12.5% for 2007, 6.25% for 2008 and zero for 2009.

The General Assembly exercised its power to revise the laws applicable to the determination of assessed valuation of taxable property and the amount of receipts to be produced by taxes levied on that property (HB66), and may continue to make similar revisions.

Ohio law grants tax credits to offset increases in taxes resulting from increases in the true value of real property. Legislation implementing a 1980 constitutional amendment classified real property between (i) residential and agricultural and (ii) all other real property, and provides for tax reduction factors to be separately computed for and applied to each class. These credits apply to certain voted levies on real property and do not apply to unvoted tax levies to pay debt service on general obligation debt.

School Foundation

The State’s School Foundation Program is another major source of revenue for the School District’s General Fund. The State assists public school districts under a statutory program, which includes direct payments to districts based upon a statutory formula.

Such payments are made through the School Foundation Program established by the Ohio Revised Code (the “Code”). School Foundation Program funds distributed to a school district is required to be used for current operating expenses, unless specifically allocated by the State for some other purposes.

Basic eligibility for School Foundation Program payments is based on a school district’s compliance with State-mandated minimum standards. The School District is in compliance with those standards and has no reason to believe it will not remain in compliance.

During the fiscal year ended June 30, 2007, the School District received \$32,682,32 of school State support for its general fund.

Local Economy

The Elyria area has a high percentage of its total work force employed in durable goods manufacturing, including automotive assembly, assembly of parts used in the transportation industry, tool and die-casting and metal fabricating. Manufacturing accounted for some 40-45% of the Elyria area’s total work force employment during 2007. The rate of unemployment, at the end of the fiscal year 2007, for the Elyria City area was 6.6%.

The strength of the Elyria area economy is derived from its diversity in small manufacturing companies. Over 150 manufacturing concerns dominate the local economy and provide employment opportunities.

The School District contains the “Westfield Shopping Town Midway” the largest retailing center in Lorain County and the largest retail mall between Cleveland and Toledo. The mall, anchored by four major department stores and two major discount stores, continues to see major expansion of its retailing space. Construction completed in recent years, added six new retailing centers, Sofa Express, The Home Depot, Dick’s Sporting Goods, a major food chain store (Giant Eagle) a large retail department store (Target) and Circuit City, a major appliance home entertainment store. With the addition of these centers, the surrounding Westfield Mall area is developing specialty shops and the food service industry continues to expand with new offerings.

MAJOR INITIATIVES AND ACCOMPLISHMENTS

Curriculum Initiatives

- The School District made a substantial financial commitment to update its course of study (K-12). A major initiative started in 2002 and continuing to present was to develop a software program called an Indicator Reporting Information System (IRIS) that allow teachers to check the progress of each student longitudinally across time, using indicators that are aligned with new State reporting standards.

Classroom Technology

- The School District has a standard for use of technology and uses fiber optics and a Wide Area Network (WAN) to all of its building to accommodate the use of administrative and instructional technology. The School District's schools are PC based Smart boards are in use district wide and quickly expanding to meet the needs of all staff and students. Acquisitions of computers are made annually to supplement existing computers to provide students with the latest hardware and software technology and to replace outdated equipment.

District Academic Progress

- The Elyria City School District, one of the “Urban-21” districts in Ohio, is ranked Academically Effective on the Ohio Department of Education Report Card. Elyria is one of only four urban school districts in Ohio ranked Effective.
 - The School District is striving for a rating of Excellent in 2007-2008.
 - District-wide, Elyria boasts a 94.3% attendance rate, a rarity among urban school districts.
 - The School District's student to teacher ratio is low: Kindergarten--20:1, Grade 1-3-22:1, and Grades 4 and above—25:1.

Elyria High School

- Elyria High school provides its students with the benefits of being in a large high school but with a small school feel. Freshmen are placed on one of five academic teams that provide individualized attention. Each team has its own assistant principal and guidance counselors. The entire school is divided into four houses. Students remain in the same homeroom and house throughout high school.
- The Elyria High School building, aside from the Washington building structure, is in structural disrepair and in need of replacement. Throughout the year the Board of Education and Superintendent have been working with our legislators and the Ohio School Facilities Commission to enhance the financial feasibility of a new Elyria High School. In May 2007 voters approved issuing general obligation bonds and levying a property tax to retire those bonds. The general obligation bonds and additional 0.5 mill tax are to provide funds for the acquisition, construction enlargement, renovation, and financing of a new high school and any other general permanent improvements.

Academic Services

- Elyria City School district offers numerous academic programs, including honors and advanced placement courses, Gifted and Talented Education opportunities, comprehensive special education programming and services for English-as-a-second-language students.

- Elyria offers a very successful all-day kindergarten program at no additional cost to parents. The program enjoys tremendous success: students enrolled in Elyria’s all-day K program show significant achievement in reading and math well past kindergarten years. The program was expanded this year to serve more students.
- Elyria Schools offers an expansive preschool program.
- Elyria Schools offers more than 100 Smartboards in classrooms throughout the School District. Smart boards are a kind-of “interactive chalkboard” which doubles as computer screens and a whiteboards. The boards are redefining how teachers teach and students learn: lesson plans are more interactive and students enjoy the hands-on approach to learning. The boards have helped improve students’ attention, classroom participation and behavior.
- Elyria teachers throughout the School District are trained in the principles of the Universal Design for Learning model, which lets teachers plan instruction in advance to prevent barriers to student learning using different formats, tools and technology such as Smartboards.
- Elyria High School students are learning the ins and outs of broadcasting and will eventually write, produce and anchor their own morning announcement broadcast on WEHS TV. The broadcast will feature event announcements and video journalism pieces to tell the story of the high school to the community.
- The students work out of a newly built T.V. studio, nicknamed “The Shew,” that incorporates state-of-the-art lighting and camera equipment.
- Also new at Elyria High School: college-style English offerings for seniors. Seniors can choose two of 10 senior English courses, including minority voices, myths and legends, modern drama and novels, short fiction, British Literature, professional communication, speech, philosophy and criticism: the art of persuasion, nonfiction: real life, real issues, and journalism.

Special Education

- Elyria’s special education department offers a wide continuum of services—13 disability areas and many related services. Elyria serves approximately 1,300 students identified with a disability. Most of these students are Elyria residents attending Elyria Schools; however a number of outside residents are served through the School District’s comprehensive special education programming.
- Elyria enjoys successful inclusion/teaming practices: general education teachers and intervention specialists work together so that students with disabilities have access to the general education curriculum and are involved with typical peers to the fullest extent possible.

- The School District has been recognized at the state level for its inclusive efforts: The staffs of Elyria High School and Westwood Junior High School are recipients of the Walter-Horn Award for Partnering for Progress.
- Elyria hosts the yearly regional Special Olympics at Ely Stadium and year-long activities such as bowling, golf and basketball.
- Of the School District's alternate assessment scores (Alternate Assessment is a testing option for students with the most severe disabilities), most are accelerated or advanced.

Treasurers Department Focus

The Treasurers office is working on continuously improving the department by increasing efficiency and effectiveness.

- Designing a program to use credit and purchasing cards in place of cash.
- Effectively monitor payments to community schools
- Analyze systems and processes to conserve valuable resources
- Effectively using a budget planning cycle based on district needs that allows for input from all affected departments.
- Use the School District's updated web page as a community resource for Board of Education and Financial Service information on the School District.

For the Future

The School District will continue to implement the cost reduction plan and monitor the results.

The School District continues to develop its technology system to allow all teachers and students access to the Internet. Teachers and administrators will have immediate access to District information on students, budget and staff. The School District is implementing Smart Board technology into the classroom and has trained and placed equipment on line for the new school year.

As stated earlier, voter's approved the bond issue to build a new Elyria High School in fiscal year 2007 qualifying for the OSFC Exceptional Needs Program giving the School District one third on the costs of the bond issue.

FINANCIAL INFORMATION

Pursuant to accounting procedures prescribed by the Ohio Revised Code (ORC), revenues and expenditures are recorded on a budgetary basis during the fiscal year. The accounting procedures prescribed by the ORC are generally applicable to all school districts in Ohio and differ from GAAP as promulgated by the Governmental Accounting Standards Board.

Annual financial reports on a budgetary basis are prepared by the Treasurer and filed with the State Department of Education as required by state statute. The State Auditor of Ohio requires that the School District prepare and publish an annual financial report using accounting principles generally accepted in the United States of America.

Fiscal Management

The Treasurer, as chief financial officer of the Board of Education and the School District, is responsible for receiving, maintaining custody of and disbursing and properly reporting all funds of the Board.

Budgeting, Tax Levy and Appropriations Procedures

The Ohio Revised Code contains detailed provisions regarding district budgeting, tax levy and appropriation procedures. The procedures involve review by Lorain County (The “County”) officials at several stages.

District budgeting for a fiscal year formally begins with the preparation of a tax budget. After a public hearing, this budget is adopted by the Board prior to the fiscal year to which it pertains. Among other items, the tax budget must show the amounts required for debt service, the estimated receipts received from sources other than property taxes and the net amount for which a property tax levy must be made. The tax budget then is presented for review by the County Budget Commission, comprised of the County Auditor, County Treasurer and County Prosecuting Attorney.

The Budget Commission reviews the tax budget. The Code provides that “if any debt charge is omitted from the budget, the commission shall include it therein”. Upon approval of the tax budget, the County Budget Commission certifies to the Board its action together with the approved tax rates. Thereafter, the Board levies the approved taxes and certifies them to the proper County officials. The approved and certified tax rates are reflected in the tax bills sent to property owners during the collection year. Real property taxes are payable on a calendar basis, generally in two installments with the first usually in January and the second in July.

If a permanent appropriation measure is not ready for adoption at the beginning of each fiscal year, the Board adopts a temporary appropriation measure to begin that new fiscal year and then, within three months, adopts a permanent appropriation measure for that fiscal year. Permanent appropriation measures may be, and generally are, amended or supplemented during the fiscal year. Annual appropriations may not exceed the County Budget Commission's official estimates of resources. The County Auditor must certify that the Board's appropriation measures, including any supplements or amendments, do not appropriate monies in excess of the amounts set forth in the latest of those official estimates.

Budgetary Controls

The objective of budgetary controls is to ensure compliance with legal provisions embodied in the annual appropriation resolution. The level of budgetary control (the level at which expenditures cannot legally exceed the appropriated amount) is established at the fund level. The School District maintains an encumbrance accounting system as one technique of accomplishing budgetary control. Unencumbered appropriation balances are reviewed prior to the release of purchase orders to ensure funds are available to meet the obligation created by the purchase order. Encumbered amounts at year-end are carried forward to succeeding years and are not re-appropriated. Estimated revenues and appropriations are amended at year-end based on actual revenue, expenditure and encumbrance activity.

Internal Controls

The management of the School District is responsible for establishing and maintaining an internal control structure designed to ensure that the assets of the School District are protected from loss, theft or misuse and to ensure that adequate accounting data are compiled to allow for the preparation of financial statements in conformity with generally accepted accounting principles. The internal control structure is designed to provide reasonable, but not absolute, assurance that these objectives are met. The concept of reasonable assurance recognizes that: (1) the cost of a control should not exceed the benefits likely derived from its implementation; and, (2) the valuation of cost and benefits requires estimates and judgments by management.

FINANCIAL CONDITION

This is the fourth year the School District has prepared financial statements following GASB 34 Statement 34, "Basic Financial Statements – and Management's Discussion and Analysis – for State and Local Governments." GASB 34 creates new basic financial statements for reporting on the School District's financial activities as follows:

Government-wide Financial Statements These statements are prepared on an accrual basis of accounting which is similar to the basis of accounting followed by businesses. The government-wide financial statements distinguish between those activities of the School District that are governmental and these that are considered business-type activities.

Fund Financial Statements These statements present information for individual major funds rather than fund type. Non-major funds are presented in total in one column. Governmental funds use the modified accrual basis of accounting and include reconciliations to the governmental activities accrual information presented in the government-wide financial statements. Proprietary and fiduciary funds use the accrual basis of accounting.

Statement of Budgetary Comparisons These statements present comparisons of actual information to the legally adopted budget. The budgetary basis as provided by the law is based upon accounting for certain transactions on a basis of cash receipts, disbursements and encumbrances.

As a part of the reporting model, management is responsible for preparing a discussion and analysis for the School District. This discussion follows this letter of transmittal, providing an assessment of the School District's finances for 2007. Because that discussion focuses on major funds other non-major funds are discussed briefly in this letter.

Financial Highlights – Internal Service Fund The only internal service fund carried on the financial records related to self-insurance. This fund accounts for the revenues and expenses is related to the provision of dental and medical benefits to the School District employees. The School District has implemented a medical self-insurance program. The internal service fund had net assets of \$266,972 at June 30, 2007 compared with net assets of \$2,074,201 at June 30, 2006, reflecting decrease of \$1,807,229.

Financial Highlights – Fiduciary Funds The trust fund carried on the financial records of the School District is a private purpose trust that has net assets totaling \$300,814 at June 30, 2007.

Cash Management

The School District operates a cash management program designed to provide safety, liquidity and yield in that order. Funds are invested in the State Treasury Asset Reserve of Ohio (STAR Ohio) Investment Pool, United States Government bills and notes, certificates of deposit, mutual funds, and in repurchase agreements. The amount of investment income in fiscal year 2007 for the general fund was \$723,588. A more detailed description of the School District's investment functions is described in Note 3 to the financial statements.

Risk Management

The School District is exposed to various risks of loss related to torts; theft of, damage to, and destruction of assets; errors and omissions; injuries to employees and natural disasters. During fiscal year 2007, the School District contracted with Indiana Insurance Company for general liability insurance with a \$2,000,000 single occurrence limit and a \$5,000,000 aggregate. Buildings and contents are covered under a Commercial Property Comprehensive Building Insurance policy with a \$1,000 deductible.

The School District's vehicles are covered under a business auto policy with Indiana Insurance Company for primary coverage. This policy carries a \$250 deductible and a \$2,000,000 limit for bodily injury and property damage and a \$1,000,000 limit for uninsured motorist.

Pension Plan

All District employees are covered by the statewide School Employees Retirement System of Ohio (SERS) or the State Teachers Retirement System (STRS) with the exception of Board of Education members who have chosen to participate in Social Security. The School District's employers contributions to both systems are based on a percentage of employee's salaries. State law requires the School District to pay the employer share as determined by each retirement system. See Note 11 of the basic financial statements for complete details.

USE OF REPORT

This report is published to provide the Board of Education, the citizens of the Elyria School District and other interested persons, detailed information concerning the financial condition of the School District, with the particular emphasis placed on the utilization of resources during fiscal year 2007. Further, this report will serve as a guide to formulating policies and conducting the School District's day-to-day activities. The information is presented in a manner designed to fairly set forth the financial activity of its various funds. All disclosures necessary to enable the reader to gain the maximum understanding of the School District's financial affairs have been included.

In today's public awareness environment it is increasingly important that the public agencies prepare soundly conceived annual financial reports independently audited by a qualified firm or agency. It has become essential that such reports be prepared in accordance with generally accepted accounting principals (GAAP). Bond rating agencies review the data presented before determining a public agency's bond rating.

OTHER INFORMATION

Independent Audit: State statutes require the School District to be subjected to an annual examination by an independent auditor. An annual audit serves to maintain and strengthen the School District's accounting and budgetary controls. Either the Ohio State Auditor's office or an Independent Public Accountant (IPA) contracted by the State and the School District may conduct the annual audit. The School District requested and received permission from the State Auditor to contract with an (IPA) for completion of the annual audit for a three-year period. For the fiscal year ended June 30, 2007, Charles E. Harris & Associates, Inc. completed the audit. The auditor's unqualified audit opinion on the basic financial statements and combining and individual fund statements and schedules is included in the financial section of this report.

Pursuant to statute, the State prescribes a uniform accounting system to standardize accounting classification and financial reporting for all governments in Ohio. The School District adopted and has been in conformance with that system beginning with its financial reporting for the 1981 fiscal year.

AWARDS

The Government Finance Officers Association of the United States and Canada (GFOA) awarded a Certificate of Achievement for Excellence in Financial Reporting to the Elyria Schools for its Comprehensive Annual Financial Report for the year ended June 30, 2006. In order to be awarded a Certificate of Achievement, a government must publish an easily readable and efficiently organized comprehensive annual financial report whose contents conform to program standards. Such a CAFR must satisfy both generally accepted accounting principles and applicable legal requirements.

A Certificate of Achievement is valid for a period of one year only. We believe our current CAFR, conforms to the Certificate of Achievement program requirements and we are submitting it to GFOA to determine its eligibility for another certificate.

ACKNOWLEDGMENTS

The preparation of the Comprehensive Annual Financial Report was made possible by the diligence of the Treasurer's staff under the coordination of Fred Stephens, Treasurer/Chief Financial Officer. We truly appreciate the contributions made by each staff member in the preparation of this report.

The preparation of this report could not have been accomplished without the efficient and dedicated services of the Assistant Treasurer, Katie Henes and the staff of the Treasurer's Office; Mary Lou Burnside, Brenda Greenberg, MariJane LaFleur, Julie Parker, Hope Williams and Lorraine Watters. We want to express our appreciation to all who assisted and contributed to its preparation. We would like to acknowledge all members of the Board of Education who have expressed their interest and support in planning and conducting the financial operations of the School District in a fiscally responsible, professional and progressive manner.



Paul M. Rigda
Superintendent



Fred V. Stephens
Treasurer and Chief Financial Officer

Elyria City School District, Ohio
Principal Officials Roster

Members of the Board of Education

The Board of Education is a body politic and corporate with the responsibility of managing and controlling affairs of the School District and is, together with the School District, governed by laws of the State of Ohio. The Board is comprised of five members who are elected for overlapping four-year terms. The current members of the Board of Education of the Elyria City School District are:

	<i>Began Service as a Board Member</i>	<i>Present Term Expires</i>
<i>Donald Boddy, Member</i>	July 28, 1998	December 31, 2007
<i>Evelyn France, Member</i>	April 23, 1996	December 31, 2009
<i>Holly Brinda, Member (President – July 1, 2005 to January 3, 2006)</i>	January 1, 2000	December 31, 2007
<i>Kathryn Karpus, Vice President</i>	January 1, 2003	December 31, 2007
<i>Virginia Hawes, President (President – January 4, 2006 to June 30, 2006)</i>	January 1, 2002	December 31, 2009

Superintendent of Schools

The Superintendent is the executive officer of the School District and is responsible for administering policies adopted by the Board of Education. The superintendent is expected to provide leadership in all phases of policy formulation and is the chief advisory to the Board on all aspects of the educational program and total operation of the School District. Superintendent, Paul M. Rigda has Superintendent since August 24, 2005.

Treasurer/Chief Financial Officer

The Treasurer/Chief financial Officer serves as the fiscal officer of the School District and, with the Board President, executes all conveyances made by the Board of Education. The Treasurer/Chief Financial Officer, Fred V. Stephens, has held the position since January 1, 2004.

Elyria City School District, Ohio
Management Team

Mr. Paul M. Rigda	Superintendent of Schools/CEO
Fred V. Stephens	Treasurer, Chief Financial Officer
Gordon Dupree	Associate Supt., Pupil Services
Gary Taylor	Director of Human Resources
Amy Kren	Coordinator of Communications and Public Affairs
Dr. Mark Sutter	Director of Academic Services, Secondary
Dr. Michele Stoffan	Director of Academic Services, Elementary
Joanne Burgess	G.A.T.E. Coordinator, Gifted Program
Brian Kokai	Director of Technology
Dawn McCready	Director of Special Education
Katie Henes	Assistant Treasurer
Richard Nielson	Director of Business Services
Mark McGuire	Athletic Director
Willard Jett	Director of Food Services, Sodexo
Cheri Lengyel	Supervisor for Transportation, First Student
Dianne Quinn	Elyria High School Principal
Kimberly Blevins	Eastern Heights Junior High School Principal
Thomas Jama	Northwood Junior High School Principal
Gregory Horace	Westwood Junior High School Principal
Aretha Dixon	Cascade Elementary Principal

Elyria City School District, Ohio
Management Team (Continued)

Sherrri Parent

Crestwood Elementary Principal

Charles Sanfilippo

Eastgate Elementary Principal

Jack Dibee

Ely Elementary Principal

Timothy Brown

Erie Elementary Principal

Chip Hall

McKinley Elementary Principal

Kimberly Riposo-Conley

Franklin Elementary Principal

Ann Schloss

Oakwood Elementary Principal

Michael Amann

Prospect Elementary Principal

Elaine Carlin

Roosevelt Elementary Principal

Richard Ackerman

Windsor Elementary Principal

Robyn Fisher

Spring Valley (Early Childhood Center)

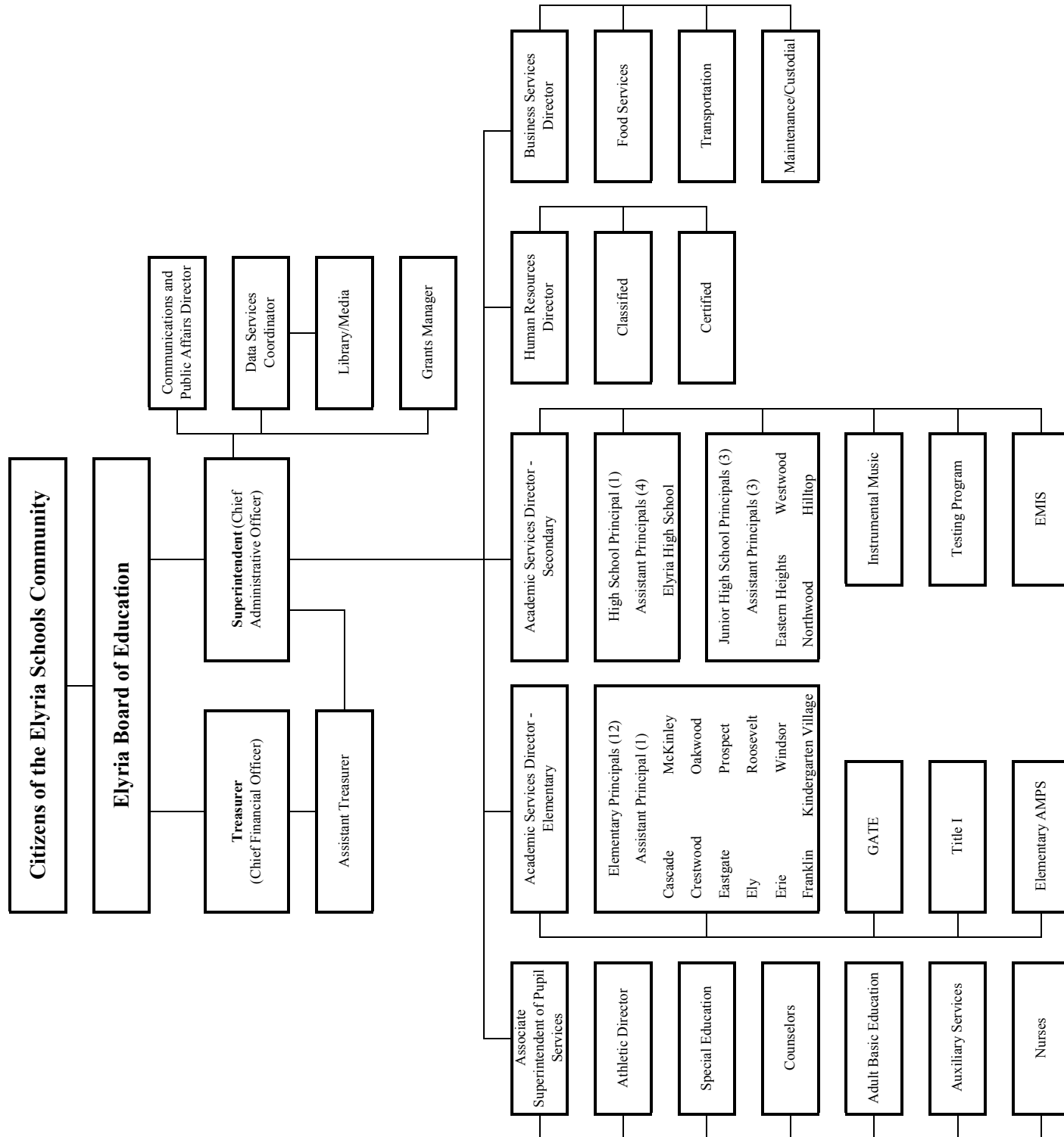
Rita Tomsic

Kindergarten Village Principal

Allen Senkovich

Hilltop Academy (Alternative School)

ORGANIZATIONAL CHART FOR THE ELYRIA CITY SCHOOLS



Certificate of Achievement for Excellence in Financial Reporting

Presented to

Elyria City
School District
Ohio

For its Comprehensive Annual
Financial Report
for the Fiscal Year Ended
June 30, 2006

A Certificate of Achievement for Excellence in Financial Reporting is presented by the Government Finance Officers Association of the United States and Canada to government units and public employee retirement systems whose comprehensive annual financial reports (CAFRs) achieve the highest standards in government accounting and financial reporting.



President

Executive Director

This page is intentionally left blank.

FINANCIAL SECTION

Charles E. Harris & Associates, Inc.
Certified Public Accountants

Rockefeller Building
614 W Superior Ave Ste 1242
Cleveland OH 44113-1306
Office phone - (216) 575-1630
Fax - (216) 436-2411

REPORT OF INDEPENDENT ACCOUNTANTS

**Elyria City School District
Lorain County
42101 Griswold Rd.
Elyria, Ohio 44035**

To the Board of Education:

We have audited the accompanying financial statements of the governmental activities, business-type activities, each major fund and the aggregate remaining fund information of the Elyria City School District, Lorain County, Ohio, (the District), as of and for the year ended June 30, 2007, which collectively comprise the District's basic financial statements as listed in the table of contents. These financial statements are the responsibility of the District's management. Our responsibility is to express an opinion on these basic financial statements based on our audit.

We conducted our audit in accordance with auditing standards generally accepted in the United States of America and the standards applicable to financial audits contained in *Government Auditing Standards*, issued by the Comptroller General of the United States. Those standards require that we plan and perform the audit to obtain reasonable assurance about whether the basic financial statements are free of material misstatement. An audit includes examining, on a test basis, evidence supporting the amounts and disclosures in the basic financial statements. An audit also includes assessing the accounting principles used and significant estimates made by management, as well as evaluating the overall financial statement presentation. We believe that our audit provides a reasonable basis for our opinion.

In our opinion, the financial statements referred to above present fairly, in all material respects, the respective financial position of the governmental activities, business-type activities, each major fund, and the aggregate remaining fund information of the Elyria City School District, Ohio, as of June 30, 2007, and the respective changes in financial position and cash flows, where applicable, and the budgetary comparison for the General Fund for the year ended in conformity with accounting principles generally accepted in the United States of America.

The Management's Discussion and Analysis is not a required part of the basic financial statements, but is supplementary information required by accounting principles generally accepted in the United States of America. We have applied certain limited procedures, which consisted principally of inquiries of management regarding the methods of measurement and presentation of the supplementary information. However, we did not audit the information and express no opinion on it.

In accordance with *Government Auditing Standards*, we have also issued a report dated January 29, 2008 on our consideration of the District's internal control over financial reporting and our tests of its compliance with certain provisions of laws, regulations, contracts, grant agreements and other matters. While we did not opine on the internal control over financial reporting or on compliance, that report describes the scope of our testing of internal control over financial reporting and compliance and results of that testing. That report is an integral part of an audit performed in accordance with *Government Auditing Standards*. You should read it in conjunction with this report in assessing the results of our audit.

Our audit was conducted for the purpose of forming opinions on the financial statements that collectively comprise the District's basic financial statements. The introductory section, combining and individual nonmajor fund statements, budgetary schedules, and statistical tables are presented for purposes of additional analysis and are not a required part of the basic financial statements. The combining and individual nonmajor fund financial statements and budgetary schedules have been subjected to the auditing procedures applied in the audit of the basic financial statements and, in our opinion, are fairly stated in all material respects in relation to the basic financial statements taken as a whole. The introductory section and statistical tables have not been subjected to the auditing procedures applied in the audit of the basic financial statements and, accordingly, we express not opinion on them.

A handwritten signature in black ink that reads "Charles E. Harris". The signature is written in a cursive, slightly slanted style.

Charles E. Harris & Associates, Inc.
January 29, 2008

Elyria City School District
Management's Discussion and Analysis
For the Fiscal Year Ended June 30, 2007
Unaudited

The discussion and analysis of Elyria City School District's (the School District) financial performance provides an overall review of the School District's financial activities for the fiscal year ended June 30, 2007. The intent of this discussion and analysis is to look at the School District's financial performance as a whole; readers should also review the financial statements and the notes to the basic financial statements to enhance their understanding of the School District's financial performance.

Financial Highlights

Key financial highlights for 2007 are as follows:

- Net assets of governmental activities decreased \$3.14 million, which represented a 51.8 percent decrease from 2006. Net assets of business-type activities also increased by \$0.21 million from 2006. Overall, the School District's net assets ended at \$3.2 million.
- For governmental activities, general revenues accounted for \$65.4 in revenue or 81.7 percent of all revenues. Program specific revenues in the form of charges for service, grants, and contributions accounted for \$14.7 million or 18.4 percent of total revenues of \$80 million.
- The School District had \$82.8 million in expenses related to governmental activities; \$14.7 million of these expenses were offset by program specific revenues (charges for services, grants, or contributions). General revenues (primarily state foundation and taxes) of \$65.4 million were not adequate to provide for these programs.
- The School District had \$3.0 million in expenses related to business-type activity. All of these expenses were offset by program specific revenues (charges for services, grants, or contributions).
- The general fund, the only major fund, had \$66.3 million in revenues and \$64.4 in expenditures. The general fund's balance increased \$.93 million to \$2.8 million.

Using this Annual Financial Report

This annual report consists of a series of financial statements and notes to those statements. These statements are organized so the reader can understand Elyria City School District as a financial whole, an entire operating entity. The statements then proceed to provide an increasingly detailed look at specific financial activities.

Elyria City School District
Management's Discussion and Analysis
For the Fiscal Year Ended June 30, 2007
Unaudited

The statement of net assets and statement of activities provide information about the activities of the whole School District, presenting both an aggregate view of the School District's finances and a longer-term view of those finances. Fund financial statements provide the next level of detail. For governmental funds, these statements present how services were financed in the short-term as well as what remains for future spending. The fund financial statements also look at the School District's most significant funds with all other nonmajor funds presented in total in one column. In the case of Elyria City School District, the general and capital building funds are the most significant funds.

Reporting the School District as a Whole

Government-wide Financial Statements. The analysis of the School District as a whole begins on page 5. While this document contains all the funds used by the School District to provide programs and activities, the view of the School District as a whole considers all financial transactions and asks the questions, "Are we in a better financial position this year than last?" and "Why?" or "Why not?". The *Statement of Net Assets* and the *Statement of Activities* assist in answering these questions. These statements include all assets and liabilities using the accrual basis of accounting, similar to the accounting used by most private-sector companies. Accrual accounting takes into account all of the current year's revenues and expenses regardless of when cash is received or paid.

The *statement of net assets* presents information on all of the School District's assets and liabilities, with the difference between the two reported as net assets. Over time, increases or decreases in net assets may serve as a useful indicator of whether the financial position of the School District is improving or deteriorating.

The *statement of activities* presents information showing how the government's net assets changed during the most recent fiscal year. All changes in net assets are reported as soon as the underlying event giving rise to the change occurs, *regardless of the timing of related cash flows*. Thus, revenues and expenses are reported in this statement for some items that will only result in cash flows in future fiscal periods (e.g., uncollected taxes and earned by unused vacation leave).

Both of the government-wide financial statements distinguish functions of the School District that are principally supported by taxes and intergovernmental revenues (*governmental activities*) from other functions that are intended to recover all or a significant portion of their costs through user fees and charges (*business-type activities*). The governmental activities of the School District include instruction, support services, operation of non-instructional services, and extracurricular activities. The business-type activity of the School District includes lunchroom/cafeteria.

The government-wide financial statements can be found on pages 17-19 of this report.

Fund Financial Statements. A *fund* is a grouping of related accounts that is used to maintain control over resources that have been segregated for specific activities or objective. The School District, like the state and local governments, uses fund accounting to ensure and demonstrate compliance with finance-related legal requirements. All of the funds of the School District can be divided into three categories: governmental funds, proprietary funds, and fiduciary funds.

Elyria City School District
Management's Discussion and Analysis
For the Fiscal Year Ended June 30, 2007
Unaudited

Governmental Funds Governmental funds are used to account for essentially the same functions reported as governmental activities in the government-wide financial statements. However, unlike the government-wide financial statements, governmental fund financial statements focus on near-term inflows and outflows of spendable resources, as well as on balances of spendable resources available at the end of the fiscal year. Such information may be useful in evaluating a government's near-term financing requirements.

Because the focus of governmental funds is narrower than that of the government-wide financial statements, it is useful to compare the information presented for governmental funds with similar information presented for governmental activities in the government-wide financial statements. By doing so, the reader may better understand the long-term impact of the government's near-term financing decisions. Both the governmental fund balance sheet and the governmental fund statement of revenues, expenditures, and changes in fund balances provide a reconciliation to facilitate this comparison between governmental funds and governmental activities.

The School District maintains thirty-two individual governmental funds. Information is presented separately in the governmental fund balance sheet and in the government fund statement of revenues, expenditures, and changes in fund balances for the general fund, which is considered to be the major fund. Data from the other thirty-two governmental funds are combined into a single, aggregated presentation. Individual fund data for each of these non-major governmental funds is provided in the form of combining statements elsewhere in this report.

The School District adopts an annual appropriated budget for its general fund. A budgetary comparison statement has been provided for the general fund to demonstrate compliance with this budget.

The basic fund financial statements can be found on pages 20-29 of this report.

Proprietary Funds The School District maintains two different types of proprietary funds. Enterprise funds are used to report the same function presented as business-type activity in the government-wide financial statements. The School District uses an enterprise fund to account for its cafeteria/lunchroom fund. The internal service fund is an accounting device used to accumulate and allocate costs internally amount the School District's various functions. The School District uses its internal service fund to account for its healthcare costs. Because this service predominantly benefits governmental rather than business-type functions, they have been included within governmental activities in the government-wide statements.

Proprietary funds provide the same type of information as the government-wide financial statements, only in more detail. The proprietary fund financial statements provide separate information for the lunchroom/cafeteria, which is considered to be a non-major fund of the School District.

Fiduciary Funds Fiduciary funds are used to account for resources held for the benefit of parties outside the government. Fiduciary funds are not reflected in the government-wide financial statement because the resources of these funds are not available to support the School District's own programs. The accounting used for fiduciary funds is much like that used for the proprietary funds.

Elyria City School District
Management's Discussion and Analysis
For the Fiscal Year Ended June 30, 2007
Unaudited

Notes to the Financial Statements. The notes provide additional information that is essential to the full understanding of the data provided in the government-wide and fund financial statements. The notes to the financial statements can be found on pages 30-54 of this report.

Government-wide Financial Analysis

As noted earlier, net assets may serve over time as a useful indicator of a government's financial position. In the case of the School District, assets exceeded liabilities by \$3.2 million at the close of the most recent fiscal year.

Capital assets, net of related debt reported on the government-wide statements represents a large component of net assets. Capital assets include land, land improvements, buildings and improvements, furniture, equipment and fixtures, vehicles and library and textbooks, all of which are used to provide services to students and are not available for future spending. Although the School District's investment in capital assets is reported net of related debt, it should be noted that the resources to repay the debt must be provided from other sources, since capital assets may not be used to liquidate these liabilities.

A portion of the School District's net assets, nearly \$8.0 million, represents resources that are subject to external restrictions on how the funds may be used. Of the total restricted net assets, \$0.03 million is restricted for debt service payments, \$5.12 million is restricted for capital projects and approximately \$2.83 million is restricted for other purposes. The remaining deficit balance of net assets of \$8.42 million for governmental activities and \$.16 for business-type activities is unrestricted.

	Net Assets (In Millions)					
	Governmental Activities		Business-Type Activities		Total	
	<u>2007</u>	<u>2006</u>	<u>2007</u>	<u>2006</u>	<u>2007</u>	<u>2006</u>
Assets:						
Current and Other Assets	\$ 50.73	\$ 45.12	\$ 0.31	\$ 0.09	\$ 51.04	\$ 45.21
Capital Assets	<u>8.57</u>	<u>9.30</u>	<u>0.12</u>	<u>0.15</u>	<u>8.69</u>	<u>9.45</u>
<i>Total Assets</i>	<u>59.30</u>	<u>54.42</u>	<u>0.43</u>	<u>0.24</u>	<u>59.73</u>	<u>54.66</u>
Liabilities:						
Current Liabilities	37.75	36.81	0.15	0.17	37.90	36.98
Long-Term Liabilities	<u>18.63</u>	<u>11.55</u>	<u>-</u>	<u>-</u>	<u>18.63</u>	<u>11.55</u>
<i>Total Liabilities</i>	<u>56.38</u>	<u>48.36</u>	<u>0.15</u>	<u>0.17</u>	<u>56.53</u>	<u>48.53</u>
Net Assets:						
Invested in Capital Assets	3.36	3.75	0.12	0.15	3.48	3.90
Restricted	7.98	2.80	-	-	7.98	2.80
Unrestricted	<u>(8.42)</u>	<u>(0.49)</u>	<u>0.16</u>	<u>(0.08)</u>	<u>(8.26)</u>	<u>(0.57)</u>
<i>Total Net Assets</i>	<u>\$ 2.92</u>	<u>\$ 6.06</u>	<u>\$ 0.28</u>	<u>\$ 0.07</u>	<u>\$ 3.20</u>	<u>\$ 6.13</u>

Elyria City School District
Management's Discussion and Analysis
For the Fiscal Year Ended June 30, 2007
Unaudited

The School Districts net assets decreased by nearly \$3 million during the current fiscal year. All of these represent the degree of ongoing expenses increasing with the corresponding declining revenue during the year.

Governmental Activities

Governmental activities decreased the School District's net assets by \$3.1 million, thereby accounting for 93.0 percent of the total decline in net assets of the School District. Key elements of this decrease are as follows:

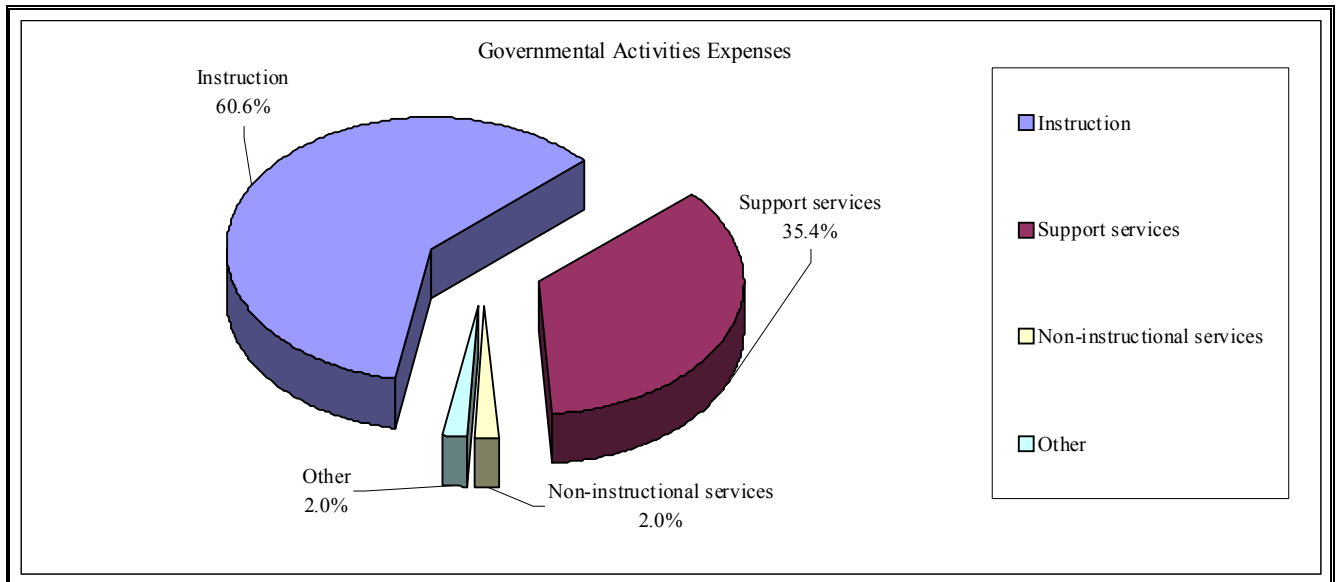
- Elyria City School District depends on both property taxes and State funding.
- Several revenue sources fund our governmental activities with property tax and State foundation revenues being the largest contributors. Property tax levies generated over \$31.5 million in 2007. General revenues from grants and entitlements, such as the school foundation program, generated over \$32.6 million. Due to the combination of taxes and intergovernmental funding representing nearly 80.4% of all revenues, the School District monitors both of these sources very closely for fluctuations.

Elyria City School District
Management's Discussion and Analysis
For the Fiscal Year Ended June 30, 2007
Unaudited

Changes in Net Assets						
	Governmental		Business-Type		Totals	
	Activities		Activities			
	<u>2007</u>	<u>2006</u>	<u>2007</u>	<u>2006</u>	<u>2007</u>	<u>2006</u>
Revenue:						
Program Revenues:						
Charges for Services and Sales	\$ 2,208,335	\$ 1,857,122	\$ 859,248	\$ 812,436	\$ 3,067,583	\$ 2,669,558
Operating Grants - and Contributions	12,354,001	9,158,389	2,364,057	1,578,490	14,718,058	10,736,879
Capital Grants - and Contributions	129,514	37,077	-	-	129,514	37,077
General Revenues:						
Property Taxes	31,469,428	29,346,211	-	-	31,469,428	29,346,211
Grants and Entitlements	32,601,312	29,446,131	-	-	32,601,312	29,446,131
Investment Earnings	835,465	588,635	2,333	2,360	837,798	590,995
Miscellaneous	<u>112,603</u>	<u>1,335,485</u>	<u>-</u>	<u>-</u>	<u>112,603</u>	<u>1,335,485</u>
Total Revenues	<u>79,710,658</u>	<u>71,769,050</u>	<u>3,225,638</u>	<u>2,393,286</u>	<u>82,936,296</u>	<u>74,162,336</u>
Expenses:						
Instructions:						
Regular	33,699,210	30,324,346	-	-	33,699,210	30,324,346
Special	9,944,646	9,353,369	-	-	9,944,646	9,353,369
Vocational	363,315	363,744	-	-	363,315	363,744
Adult	77,581	56,007	-	-	77,581	56,007
Other	6,138,664	5,123,266	-	-	6,138,664	5,123,266
Support Services						
Pupils	4,778,759	4,530,777	-	-	4,778,759	4,530,777
Instructional Staff	4,801,888	4,534,477	-	-	4,801,888	4,534,477
Board of Education	129,282	93,169	-	-	129,282	93,169
Administration	5,396,405	5,197,206	-	-	5,396,405	5,197,206
Fiscal	1,851,967	1,439,234	-	-	1,851,967	1,439,234
Business	680,525	1,148,114	-	-	680,525	1,148,114
Operation and Maintenance - of Plant	7,235,350	7,899,488	-	-	7,235,350	7,899,488
Pupil Transportation	3,062,472	2,688,579	-	-	3,062,472	2,688,579
Central	1,353,315	1,317,013	-	-	1,353,315	1,317,013
Operation of Non-instructional Services						
Extracurricular Activities	1,721,445	1,693,187	-	-	1,721,445	1,693,187
Interest and Fiscal Charges	1,347,414	1,294,248	-	-	1,347,414	1,294,248
Food Services	263,789	380,415	-	-	263,789	380,415
	<u>-</u>	<u>-</u>	<u>3,015,498</u>	<u>2,704,945</u>	<u>3,015,498</u>	<u>2,704,945</u>
Total Expenses	<u>82,846,027</u>	<u>77,436,639</u>	<u>3,015,498</u>	<u>2,704,945</u>	<u>85,861,525</u>	<u>80,141,584</u>
Changes in Net Assets	(3,135,369)	(5,667,589)	210,140	(311,659)	(2,925,229)	(5,979,248)
Beginning Net Assets	<u>6,052,656</u>	<u>11,720,245</u>	<u>72,044</u>	<u>383,703</u>	<u>6,124,700</u>	<u>12,103,948</u>
Ending Net Assets	<u>\$ 2,917,287</u>	<u>\$ 6,052,656</u>	<u>\$ 282,184</u>	<u>\$ 72,044</u>	<u>\$ 3,199,471</u>	<u>\$ 6,124,700</u>

Elyria City School District
Management's Discussion and Analysis
For the Fiscal Year Ended June 30, 2007
Unaudited

- Expenses increased during the current fiscal year, approximately \$5.4 million. Most of the increase could be accounted from instruction and support services. Regular instruction increased significantly compared to others. Special instruction, pupils, instructional staff, administration and pupil transportation also contributed to the increase.
- A review of the change in net assets table reflects that the total cost of instructional services was \$50,223,416 or 60.6 percent of governmental program expenses. Instructional expenses include activities directly related to the teaching of pupils and the interaction between teacher and pupil. As compared to the prior year, these expenses increased \$5,002,684, or 11.1 percent.
- Pupil services and instructional staff include the activities involved in assisting staff and the content and process of teaching pupils. These expenses represent \$9,580,647 of the total governmental program expenses, or 11.1 percent. These expenses increased over the prior year in the amount of \$515,393, or 5.7 percent.



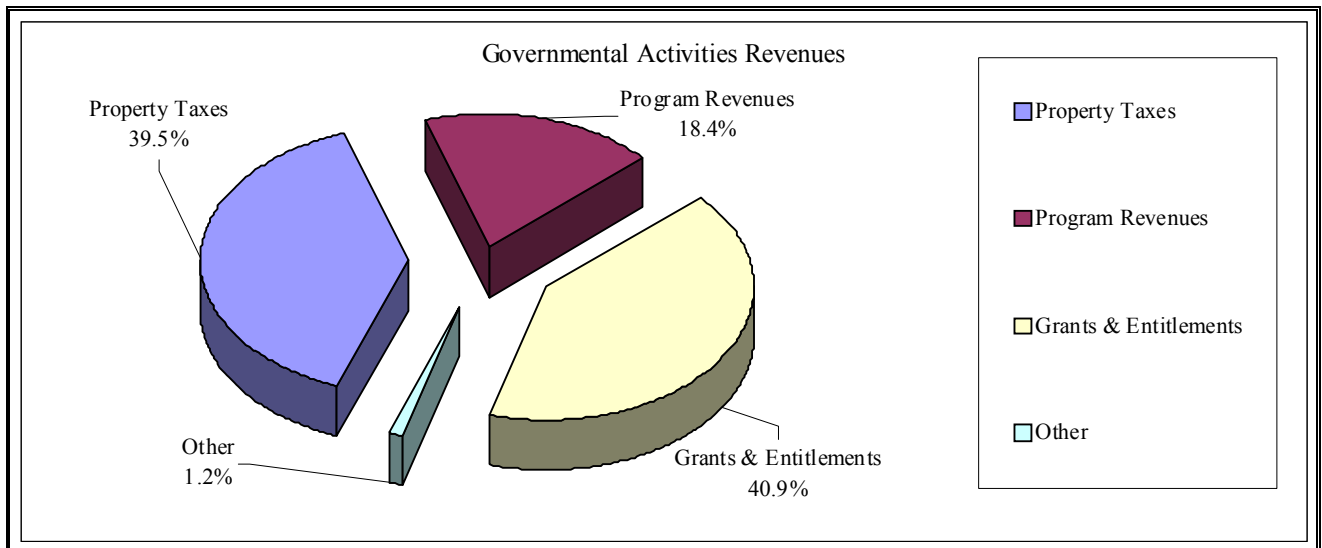
Elyria City School District
Management's Discussion and Analysis
For the Fiscal Year Ended June 30, 2007
Unaudited

The Statement of Activities shows the cost of program services and the charges for services and grants offsetting those services. The table below shows, for governmental and business-type activities, the total cost of services and the net cost of services. That is, it identifies the cost of these services supported by tax revenue and unrestricted State entitlements.

Program Expenses						
	<u>2007</u>		<u>2006</u>		<u>Net Change</u>	
	<u>Total Cost</u>	<u>Net Cost</u>	<u>Total Cost</u>	<u>Net Cost</u>	<u>Total Cost</u>	<u>Net Cost</u>
	<u>of Services</u>	<u>of Services</u>	<u>of Services</u>	<u>of Services</u>	<u>of Services</u>	<u>of Services</u>
Governmental Activities:						
Instructions:						
Regular	\$33,699,210	\$(29,842,439)	\$30,324,346	\$(27,648,070)	\$(3,374,864)	\$ 2,194,369
Special	9,944,646	(6,905,576)	9,353,369	(6,737,351)	(591,277)	168,225
Vocational	363,315	(226,858)	363,744	(363,744)	429	(136,886)
Adult	77,581	3,581	56,007	92,719	(21,574)	89,138
Other	6,138,664	(5,504,934)	5,123,266	(4,873,176)	(1,015,398)	631,758
Support Services						
Pupils	4,778,759	(4,089,764)	4,530,777	(4,100,962)	(247,982)	(11,198)
Instructional Staff	4,801,888	(2,439,769)	4,534,477	(2,627,518)	(267,411)	(187,749)
Board of Education	129,282	(129,282)	93,169	(93,169)	(36,113)	36,113
Administration	5,396,405	(4,582,525)	5,197,206	(4,160,179)	(199,199)	422,346
Fiscal	1,851,967	(1,851,967)	1,439,234	(1,439,234)	(412,733)	412,733
Business	680,525	(657,936)	1,148,114	(1,148,114)	467,589	(490,178)
Operation and -						
Maintenance of Plant	7,235,350	(6,664,017)	7,899,488	(7,710,364)	664,138	(1,046,347)
Pupil Transportation	3,062,472	(2,518,419)	2,688,579	(2,651,502)	(373,893)	(133,083)
Central	1,353,315	(1,169,403)	1,317,013	(1,227,825)	(36,302)	(58,422)
Operation of Non-						
instructional Services	1,721,445	(487,011)	1,693,187	(472,508)	(28,258)	14,503
Extracurricular Activities	1,347,414	(824,069)	1,294,248	(842,639)	(53,166)	(18,570)
Interest and Fiscal Charges	<u>263,789</u>	<u>(263,789)</u>	<u>380,415</u>	<u>(380,415)</u>	<u>116,626</u>	<u>(116,626)</u>
Total Governmental -						
Activities	<u>\$82,846,027</u>	<u>\$(68,154,177)</u>	<u>\$77,436,639</u>	<u>\$(66,384,051)</u>	<u>\$(5,409,388)</u>	<u>\$ 1,770,126</u>
Business-Type Activities:						
Lunchroom/Cafeteria	<u>3,015,498</u>	<u>207,807</u>	<u>2,704,945</u>	<u>(314,019)</u>	<u>(310,553)</u>	<u>(521,826)</u>
Total Expenses	<u>\$85,861,525</u>	<u>\$(67,946,370)</u>	<u>\$80,141,584</u>	<u>\$(66,698,070)</u>	<u>\$(5,719,941)</u>	<u>\$ 1,248,300</u>

Elyria City School District
Management's Discussion and Analysis
For the Fiscal Year Ended June 30, 2007
Unaudited

The dependence upon tax revenues for governmental activities is apparent. The net cost of the programs of (\$68,154,177) was supported by mostly by property taxes. Program revenues totaled \$14,691,850 accounting for 18.4 percent of all governmental expenses. Program revenues include charges for services, grants and contributions that are program specific. The community, as a whole, is the primary support for Elyria City School District students.



The unique nature of property taxes in Ohio creates the need to routinely seek voter approval for operating funds. The overall revenue generated by a voted levy does not increase solely as a result of inflation. As an example, a homeowner with a home valued at \$100,000 and taxed at 1.0 mill would pay \$35.00 annually in taxes. If three years later the home were reappraised and increased to \$200,000 (and this inflationary increase in value is comparable to other property owners) the effective tax rate would become .5 mills and the owner would still pay \$35.00.

Thus, school districts dependent upon property taxes are hampered by a lack of revenue growth and must return to voters to maintain a constant level of service. Property taxes made up 39.5 percent of revenue for governmental activities for Elyria City School District in fiscal year 2007, a 7.2 percent increase from the prior year.

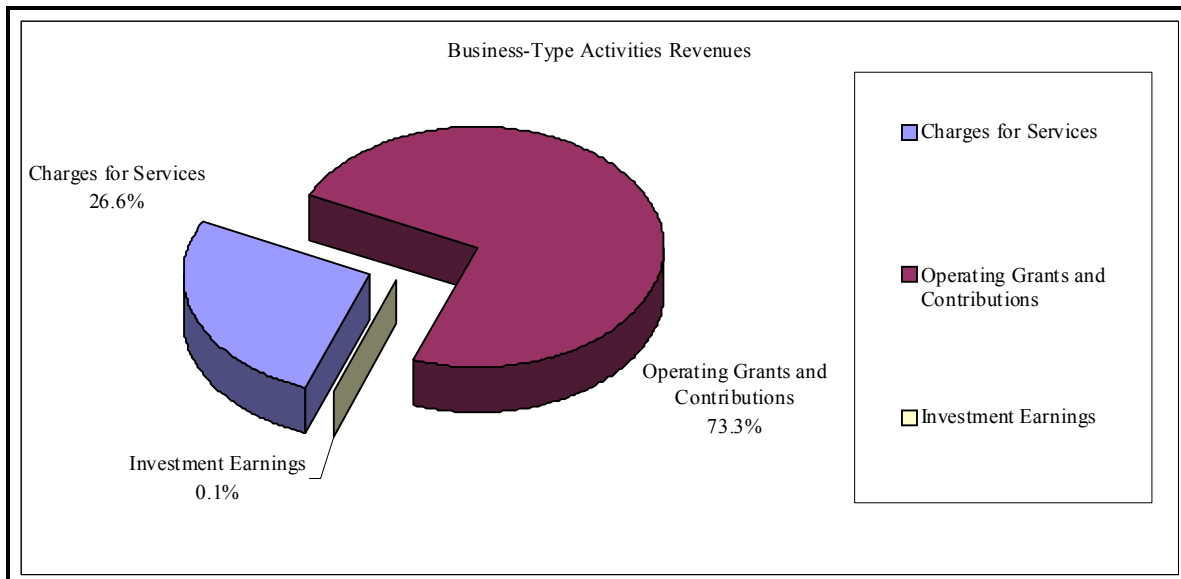
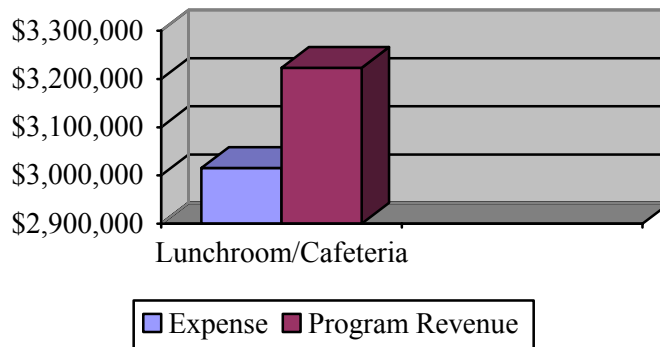
Elyria City School District
Management's Discussion and Analysis
For the Fiscal Year Ended June 30, 2007
Unaudited

Business-Type Activity

Business-type activity increased the School District's net assets by \$210 thousand. The only business-type activity for the School District was lunchroom/cafeteria. Key elements of this increase are as follows:

- Charges for services for increased by \$46,812 due to the increase in sales and operating grants and contributions increased \$785,567.
- Expenses increased by \$310,553. Most of the increase could be accounted from purchased services.

Expense and Program Revenues
Business-Type Activities



Elyria City School District
Management's Discussion and Analysis
For the Fiscal Year Ended June 30, 2007
Unaudited

Financial Analysis of the Governmental Funds

Governmental Funds Information about the School District's governmental funds starts on page 22. These funds are accounted for using the modified accrual basis of accounting. All governmental funds had total revenues of \$79.2 million and expenditures of \$78.1 million. The total governmental fund balance increased \$6.1 million. The net change in governmental fund balance for the year was most significant in the capital building fund, where the capital building fund's fund balance increased by \$5 million for fiscal year 2007. This was due to the issuance of \$ 5 million in bond anticipation notes.

The general fund is the chief operating fund of the School District. At the end of the current fiscal year, unreserved fund balance of the general fund was negative \$2.8 million, while total fund balance increased to \$2.8 million. As a measure of the general fund's liquidity, it may be useful to compare both unreserved fund balance and total fund balance to total expenditures. Unreserved fund balance represents 4.3 percent of total general fund expenditures, while total fund balance also represents 4.3 percent of that same amount.

Key factors in this increase of fund balance for the general fund are as follows:

- Revenues increased approximately \$2 million. Although there was a decrease in property tax the School District received unanticipated miscellaneous revenue that offset this deficiency. The decrease in the tax revenue is due to the phase-out of the collection of tangible property taxes.
- Due to the increase in revenues and the larger decrease in expenditures, the School District spent less than what it brought in during fiscal year 2007, which resulted in the increase of fund balance for the general fund.

Proprietary Funds The School District's proprietary funds provides the same type of information found in the government-wide financial statements, but in more detail. Information about the School District's proprietary funds starts on page 25.

Unrestricted net assets of the lunchroom/cafeteria are as follows:

	Propriety Funds' Net Assets	
	Lunchroom/Cafeteria	
	2007	2006
Revenues	\$ 3,225,638	\$ 2,393,286
Expenses	3,015,498	2,704,945
Net Income (Loss)	210,140	(311,659)
Beginning Net Assets	72,044	383,703
Ending Net Assets	\$ 282,184	\$ 72,044

Lunchroom/cafeteria net assets increased significantly during the current fiscal year. The key elements of the increase are due to a increase in federal revenues.

Elyria City School District
Management's Discussion and Analysis
For the Fiscal Year Ended June 30, 2007
Unaudited

General Fund Budgeting Highlights

The School District's budget is prepared according to Ohio law and is based on accounting for certain transactions on a basis of cash receipts, disbursements and encumbrances. The most significant budgeted fund is the general fund.

During the course of fiscal year 2007 the School District amended its general fund budget numerous times. The School District uses site-based budgeting and the budgeting systems are designed to tightly control total site budgets but provide flexibility for site management.

For the general fund, budget basis revenue was \$67.6 million, which was equal to the original budget. The final amended budget appropriations of the general fund were \$65.6 million, which is \$0.96 million less than original budget appropriations of \$66.5 million.

Actual revenue for the general fund was \$67.7 million an increase of \$.02 million from the final budget estimate. This increase was mainly attributed to a increase in property taxes as well as intergovernmental revenue. Intergovernmental revenue fluctuates year to year and is budgeted on a conservative basis to avoid overestimating revenue. The School District's general fund unencumbered cash balance at the end of the fiscal year was \$3.7 million. As of June 30, 2007, the amount of expenditures plus encumbrances fell short of appropriations by \$448,901 or .68 percent of final appropriations.

Capital Assets and Debt Administration

Capital Assets The School District's investment in capital assets for its governmental and business-type activities as of June 30, 2007, amount to \$8.7 million (net of accumulated depreciation). This investment in capital assets includes land, improvements, buildings, equipment, furniture, vehicles and textbooks. The total decrease in the School District's investment in capital assets for the current fiscal year was 8 percent. While governmental activities decreased by 8 percent, the business-type activities also decreased by 18.1 percent.

	Capital Assets (Net of Depreciation)					
	Governmental		Business-Type		Total	
	Activities		Activities			
	<u>2007</u>	<u>2006</u>	<u>2007</u>	<u>2006</u>	<u>2007</u>	<u>2006</u>
Land and Improvements	\$ 1,265,544	\$ 1,302,264	\$ -	\$ -	\$ 1,265,544	\$ 1,302,264
Building and Improvements	6,392,751	6,926,932	-	-	6,392,751	6,926,932
Furniture, Fixtures - and Equipment	870,343	1,024,650	124,179	151,702	994,522	1,176,352
Vehicles	41,682	49,022	-	-	41,682	49,022
Library and Textbooks	-	-	-	-	-	-
Total Capital Assets, Net	<u>\$ 8,570,320</u>	<u>\$ 9,302,868</u>	<u>\$ 124,179</u>	<u>\$ 151,702</u>	<u>\$ 8,694,499</u>	<u>\$ 9,454,570</u>

While there were \$201,220 of furniture fixtures and equipment additions, the additions were offset by \$903,642 of accumulated depreciation.

Elyria City School District
Management's Discussion and Analysis
For the Fiscal Year Ended June 30, 2007
Unaudited

Additional information on the School District's capital assets can be found in note 7 of the basic financial statements.

Debt Administration During the fiscal year the School District received \$5,000,000 of bond anticipation notes. In addition the School District had several capital leases outstanding totaling \$5,883,558.

Additional information on the School District's debt administration can be found in notes 8 and 9 of the basic financial statements.

Current Financial Related Activities

The Board of Education and administration closely monitor its revenues and expenditures in accordance with its financial forecast. The financial future of the School District is not without its challenges though. These challenges stem from issues that are local and at the State level. The local challenges will continue to exist, as the School District must rely heavily on property taxes to fund its operations. State level challenges continue to evolve as the State of Ohio determines the outcome of the Ohio Supreme Court case dealing with the unconstitutionality of the State's educational funding system. Although the School District relies heavily on its property taxpayers to support its operations, the community support for the School District is quite strong.

Due to the unsettled issues in school funding, management is required to plan carefully and prudently to provide the resources to meet student needs over the next several years.

Elyria School District has committed itself to financial excellence for many years. The School District has received the Government Finance Officers Association (GFOA) Certificate of Achievement for Excellence in Financial Reporting since 1999.

In addition, the School District's system of budgeting and internal controls is well regarded. All of the School District's financial abilities will be needed to meet the challenges of the future.

Contacting the School District's Financial Management

This financial report is designed to provide our citizen's, taxpayers, investors and creditors with a general overview of the School District's finances and to show the School District's accountability for the money it receives. If you have questions about this report or need additional financial information contact Fred Stephens, Treasurer at Elyria School District, 42101 Griswold Road, Elyria, Ohio 44035.

This page is intentionally left blank.

Elyria City School District**Statement of Net Assets****June 30, 2007**

	Governmental Activities	Business-Type Activities	Total
<u>Assets:</u>			
Equity in pooled cash and cash equivalents	\$ 14,899,939	\$ 2,180	\$ 14,902,119
Receivables:			
Intergovernmental	1,030,085	293,413	1,323,498
Taxes	34,700,047	-	34,700,047
Prepaid items	102,481	-	102,481
Inventory held for resale	-	12,696	12,696
Materials and supplies inventory	-	3,456	3,456
Land	831,546	-	831,546
Depreciable capital assets, net	7,738,774	124,179	7,862,953
Total assets	<u>59,302,872</u>	<u>435,924</u>	<u>59,738,796</u>
<u>Liabilities:</u>			
Accounts payable	138,004	1,947	139,951
Accrued wages	5,933,926	90,378	6,024,304
Intergovernmental payable	365,858	662	366,520
Pension obligation payable	1,682,684	60,753	1,743,437
Compensated absences payable	241,989	-	241,989
Deferred revenue	27,903,810	-	27,903,810
Claims payable	1,483,500	-	1,483,500
Long-term liabilities:			
Due within one year	5,791,514	-	5,791,514
Due in more than one year	12,844,300	-	12,844,300
Total liabilities	<u>56,385,585</u>	<u>153,740</u>	<u>56,539,325</u>
<u>Net assets:</u>			
Invested in capital assets, net of related debt	3,359,347	124,179	3,483,526
Restricted for:			
Capital projects	5,121,548	-	5,121,548
Debt service	27,183	-	27,183
Other purposes	2,833,940	-	2,833,940
Unrestricted	(8,424,731)	158,005	(8,266,726)
Total net assets	<u>\$ 2,917,287</u>	<u>\$ 282,184</u>	<u>\$ 3,199,471</u>

See accompanying notes to the basic financial statements.

Elyria City School District
Statement of Activities
For the Fiscal Year Ended June 30, 2007

	Program Revenues			
	Expenses	Charges for Services	Operating Grants, Contributions and Interest	Capital Grants and Contributions
Governmental Activities:				
Instruction:				
Regular	\$ 33,699,210	\$ 1,282,570	\$ 2,530,266	\$ 43,935
Special	9,944,646	411,576	2,620,309	7,185
Vocational	363,315	-	136,457	-
Adult/continuing	77,581	-	81,162	-
Other	6,138,664	-	633,730	-
Support services:				
Pupils	4,778,759	19,546	669,449	-
Instructional staff	4,801,888	-	2,361,618	501
Board of education	129,282	-	-	-
Administration	5,396,405	-	813,880	-
Fiscal	1,851,967	-	-	-
Business	680,525	-	22,589	-
Operation and maintenance of plant	7,235,350	77,579	493,754	-
Pupil transportation	3,062,472	-	498,800	45,253
Central	1,353,315	4,890	179,022	-
Operation of non-instructional services	1,721,445	425	1,219,320	14,689
Extracurricular activities	1,347,414	411,749	93,645	17,951
Interest and fiscal charges	263,789	-	-	-
Total governmental activities	<u>\$ 82,846,027</u>	<u>\$ 2,208,335</u>	<u>\$ 12,354,001</u>	<u>\$ 129,514</u>
Business-Type Activities				
Lunchroom/Cafeteria	\$ 3,015,498	\$ 859,248	\$ 2,364,057	\$ -
Total Business-Type Activities	<u>3,015,498</u>	<u>859,248</u>	<u>2,364,057</u>	<u>-</u>
Totals	<u>\$ 85,861,525</u>	<u>\$ 3,067,583</u>	<u>\$ 14,718,058</u>	<u>\$ 129,514</u>

General Revenues:

Property taxes levied for:

General purposes

Grants and entitlements not restricted to specific programs

Investment earnings

Miscellaneous

Total general revenues

Change in net assets

Net assets beginning of year

Net assets end of year

See accompanying notes to the basic financial statements.

Net (Expense) Revenue and Changes in Net Assets	Net (Expense) Revenue and Changes in Net Assets	
Governmental Activities	Business-Type Activities	Total
\$ (29,842,439)	\$ -	\$ (29,842,439)
(6,905,576)	-	(6,905,576)
(226,858)	-	(226,858)
3,581	-	3,581
(5,504,934)	-	(5,504,934)
(4,089,764)	-	(4,089,764)
(2,439,769)	-	(2,439,769)
(129,282)	-	(129,282)
(4,582,525)	-	(4,582,525)
(1,851,967)	-	(1,851,967)
(657,936)	-	(657,936)
(6,664,017)	-	(6,664,017)
(2,518,419)	-	(2,518,419)
(1,169,403)	-	(1,169,403)
(487,011)	-	(487,011)
(824,069)	-	(824,069)
(263,789)	-	(263,789)
(68,154,177)	-	(68,154,177)
-	207,807	207,807
-	207,807	207,807
(68,154,177)	207,807	(67,946,370)
31,469,428	-	31,469,428
32,601,312	-	32,601,312
835,465	2,333	837,798
112,603	-	112,603
65,018,808	2,333	65,021,141
(3,135,369)	210,140	(2,925,229)
6,052,656	72,044	6,124,700
\$ 2,917,287	\$ 282,184	\$ 3,199,471

Elyria City School District
Balance Sheet
Governmental Funds
June 30, 2007

	General	Capital Building	Other Governmental Funds	Total Governmental Funds
Assets:				
Equity in pooled cash and cash equivalents	\$ 4,573,727	\$ 5,003,586	\$ 3,369,002	\$ 12,946,315
Receivables:				
Taxes	34,700,047	-	-	34,700,047
Intergovernmental	-	-	1,030,085	1,030,085
Interfund	153,543	-	-	153,543
Prepaid items	102,481	-	-	102,481
Equity in pooled cash and cash equivalents (restricted)	195,662	-	-	195,662
Total assets	\$ 39,725,460	\$ 5,003,586	\$ 4,399,087	\$ 49,128,133
Liabilities:				
Accounts payable	\$ 69,467	\$ 2,050	\$ 66,487	\$ 138,004
Accrued wages	5,117,191	-	814,442	5,931,633
Interfund payable	-	-	153,543	153,543
Intergovernmental payable	308,639	-	52,022	360,661
Pension obligation payable	1,351,226	-	331,458	1,682,684
Compensated absences payable	241,989	-	-	241,989
Deferred revenue	29,872,488	-	3,250	29,875,738
Total liabilities	36,961,000	2,050	1,421,202	38,384,252
Fund balances:				
Reserved:				
Reserved for encumbrances	670,772	-	407,360	1,078,132
Reserved for capital improvements	195,662	-	-	195,662
Reserved for property tax	4,707,443	-	-	4,707,443
Unreserved, undesignated, reported in:				
General fund	(2,809,417)	-	-	(2,809,417)
Special revenue funds	-	-	2,505,017	2,505,017
Debt service fund	-	-	27,183	27,183
Capital projects funds	-	5,001,536	38,325	5,039,861
Total fund balances	2,764,460	5,001,536	2,977,885	10,743,881
Total liabilities and fund balances	\$ 39,725,460	\$ 5,003,586	\$ 4,399,087	\$ 49,128,133

See accompanying notes to the basic financial statements.

Elyria City School District
Reconciliation of Total Governmental Fund Balances to
Net Assets of Governmental Activities
June 30, 2007

Total governmental funds balances		\$ 10,743,881
Amounts reported for governmental activities in the statement of net assets are different because:		
Capital assets used in governmental activities are not financial resources and therefore are not reported in the funds.		8,570,320
Other long-term assets that are not available to pay for current-period expenditures and therefore are deferred in the funds:		
Property taxes	\$ 1,848,562	
Intergovernmental	123,366	
Total	<u>1,971,928</u>	1,971,928
An internal service fund is used by management to charge the costs of insurance to individual funds. The assets and liabilities of the internal service fund are included in governmental activities in the statement of net assets.		266,972
Long-term liabilities that are not due and payable in the current period and therefore are not reported in the funds:		
Bond anticipation notes issued	\$ (5,000,000)	
Compensated absences	(7,752,256)	
Capital leases	(5,883,558)	
Total	<u>(18,635,814)</u>	<u>(18,635,814)</u>
Net assets of governmental activities		<u>\$ 2,917,287</u>

See accompanying notes to the basic financial statements.

Elyria City School District

Statement of Revenues, Expenditures and Changes in Fund Balances

Governmental Funds

For the Fiscal Year Ended June 30, 2007

	General	Capital Building	Other Governmental Funds	Total Governmental Funds
<u>Revenues:</u>				
Taxes	\$ 31,183,300	\$ -	\$ -	\$ 31,183,300
Intergovernmental	32,682,432	-	11,861,183	44,543,615
Interest	723,588	-	-	723,588
Tuition and fees	1,423,932	-	248,437	1,672,369
Extracurricular activities	13,055	-	334,142	347,197
Gifts and donations	93,145	-	353,114	446,259
Charges for services	-	-	425	425
Rent	77,579	-	-	77,579
Miscellaneous	112,602	-	110,768	223,370
Total revenues	<u>66,309,633</u>	<u>-</u>	<u>12,908,069</u>	<u>79,217,702</u>
<u>Expenditures:</u>				
Current:				
Instruction:				
Regular	27,443,304	-	3,150,990	30,594,294
Special	6,963,651	-	2,279,882	9,243,533
Vocational	363,831	-	-	363,831
Adult/continuing	-	-	77,197	77,197
Other	5,553,110	-	507,908	6,061,018
Support services:				
Pupils	3,573,587	-	860,668	4,434,255
Instructional staff	2,023,826	-	2,513,835	4,537,661
Board of education	129,282	-	-	129,282
Administration	4,361,499	-	729,620	5,091,119
Fiscal	1,811,457	-	-	1,811,457
Business	649,249	-	21,891	671,140
Operation and maintenance of plant	5,591,649	2,050	1,125,960	6,719,659
Pupil transportation	2,628,500	-	433,972	3,062,472
Central	995,778	-	257,540	1,253,318
Operation of non-instructional services	462,873	-	1,227,759	1,690,632
Extracurricular activities	895,571	-	433,325	1,328,896
Capital outlay	105,975	-	95,245	201,220
Debt service:				
Principal retirement	576,763	-	-	576,763
Interest and fiscal charges	267,322	-	-	267,322
Total expenditures	<u>64,397,227</u>	<u>2,050</u>	<u>13,715,792</u>	<u>78,115,069</u>
Excess of revenues over (under) expenditures	<u>1,912,406</u>	<u>(2,050)</u>	<u>(807,723)</u>	<u>1,102,633</u>
<u>Other financing sources (uses):</u>				
Bond anticipation notes issued	-	5,000,000	-	5,000,000
Accrued interest received on notes issued	-	3,533	-	3,533
Transfers in	-	-	983,000	983,000
Transfers out	(983,000)	-	-	(983,000)
Total other financing sources (uses)	<u>(983,000)</u>	<u>5,003,533</u>	<u>983,000</u>	<u>5,003,533</u>
Net change in fund balances	929,406	5,001,483	175,277	6,106,166
Fund balances beginning of year	<u>1,835,054</u>	<u>53</u>	<u>2,802,608</u>	<u>4,637,715</u>
Fund balances end of year	<u>\$ 2,764,460</u>	<u>\$ 5,001,536</u>	<u>\$ 2,977,885</u>	<u>\$ 10,743,881</u>

See accompanying notes to the basic financial statements.

Elyria City School District

**Reconciliation of the Statement of Revenues, Expenditures and Changes
in Fund Balances of Governmental Funds to the Statement of Activities
For the Fiscal Year Ended June 30, 2007**

Net change in fund balances - total governmental funds	\$	6,106,166
Amounts reported for governmental activities in the statement of activities are different because:		
Governmental funds report capital outlays as expenditures. However, in the statement of activities, the cost of capital assets is allocated over their estimated useful lives as depreciation expense.		
In the current period, these amounts are:		
Capital asset additions, net	\$	201,220
Depreciation expense		<u>(903,642)</u>
Excess of depreciation expense over net capital asset additions		(702,422)
Governmental funds only report the disposal of capital assets to the extent proceeds are received from the sale. In the statement of activities, a gain or loss is reported for each disposal.		(30,126)
Revenues in the statement of activities that do not provide current financial resources are not reported as revenues in the funds. These activities consist of:		
Property taxes	\$	286,123
Intergovernmental		<u>94,956</u>
Net change in deferred revenues during the year		381,079
Repayment of debt principal is an expenditure in the governmental funds, but the repayment reduces long-term liabilities in the statement of net assets.		576,763
The issuance of long-term notes results in expenditures and other financing sources and uses in the governmental funds, but these transactions are reflected in the statement of net assets as long-term assets and liabilities.		(5,000,000)
Some items reported in the statement of activities do not require the use of current financial resources and therefore are not reported as expenditures in governmental funds. These activities consist of:		
Increase in compensated absences		(2,659,600)
The internal service fund used by management to charge the costs of medical, prescription drug, dental and vision claims to individual funds are not reported in the statement of activities. Governmental fund expenditures and related internal service fund revenues are eliminated		<u>(1,807,229)</u>
Change in net assets of governmental activities	\$	<u>(3,135,369)</u>

See accompanying notes to the basic financial statements.

Elyria City School District
Statement of Revenues, Expenditures and Changes in Fund Balance-
Budget (Non-GAAP Basis) and Actual
General Fund
For the Fiscal Year Ended June 30, 2007

	Original Budget	Final Budget	Actual	Variance with Final Budget Positive (Negative)
<u>Revenues:</u>				
Taxes	\$ 32,557,253	\$ 32,557,253	\$ 32,724,872	\$ 167,619
Intergovernmental	31,097,450	31,097,450	31,601,027	503,577
Interest	694,360	694,360	705,604	11,244
Tuition and fees	1,310,996	1,310,996	1,332,226	21,230
Extracurricular activities	79,744	79,744	13,055	(66,689)
Gifts and donations	568,957	568,957	93,145	(475,812)
Rent	76,343	76,343	77,579	1,236
Miscellaneous	1,175,199	1,175,199	1,194,132	18,933
Total revenues	<u>67,560,302</u>	<u>67,560,302</u>	<u>67,741,640</u>	<u>181,338</u>
<u>Expenditures:</u>				
Current:				
Instruction:				
Regular	28,806,099	27,953,587	27,899,793	53,794
Special	5,412,493	5,426,419	7,055,840	(1,629,421)
Vocational	274,000	274,000	362,628	(88,628)
Other	5,123,925	5,151,946	5,574,856	(422,910)
Support services:				
Pupils	2,993,381	2,970,928	3,647,055	(676,127)
Instructional staff	1,378,340	1,378,459	2,164,476	(786,017)
Board of education	137,000	167,000	135,086	31,914
Administration	3,089,330	3,119,613	4,372,244	(1,252,631)
Fiscal	8,143,822	7,815,720	1,881,800	5,933,920
Business	771,055	876,186	852,162	24,024
Operation and maintenance of plant	5,382,822	5,429,284	6,269,084	(839,800)
Pupil transportation	2,846,402	2,844,517	2,708,792	135,725
Central	1,057,083	1,034,393	1,107,893	(73,500)
Operation of non-instructional services	300,083	336,319	515,417	(179,098)
Extracurricular activities	238,650	238,650	856,314	(617,664)
Capital outlay	30,657	23,657	86,138	(62,481)
Debt service:				
Principal retirement	333,152	313,852	313,852	-
Interest and fiscal charges	222,789	222,789	222,790	(1)
Total expenditures	<u>66,541,083</u>	<u>65,577,319</u>	<u>66,026,220</u>	<u>(448,901)</u>
Excess of revenues over (under) expenditures	<u>1,019,219</u>	<u>1,982,983</u>	<u>1,715,420</u>	<u>(267,563)</u>
<u>Other financing sources (uses):</u>				
Proceeds from the sale of capital assets	-	-	26,337	26,337
Refund of prior year expenditures	-	-	333,260	333,260
Refund of prior year receipts	(30,000)	(30,000)	-	30,000
Advances in	170,824	170,824	170,824	-
Advances out	(250,000)	(273,764)	(184,712)	89,052
Transfers out	(1,000,000)	(1,000,000)	(983,000)	17,000
Total other financing sources (uses)	<u>(1,109,176)</u>	<u>(1,132,940)</u>	<u>(637,291)</u>	<u>495,649</u>
Net change in fund balance	(89,957)	850,043	1,078,129	228,086
Fund balances at beginning of year	2,405,121	2,405,121	2,405,121	-
Prior year encumbrances appropriated	431,629	431,629	431,629	-
Fund balances at end of year	<u>\$ 2,746,793</u>	<u>\$ 3,686,793</u>	<u>\$ 3,914,879</u>	<u>\$ 228,086</u>

See accompanying notes to the basic financial statements.

Elyria City School District
Statement of Fund Net Assets
Proprietary Funds
June 30, 2007

	Business-Type Activities - Enterprise Fund - <u>Lunchroom/Cafeteria</u>	Governmental Activities - Internal Service Fund - <u>Self Insurance</u>
<u>Assets:</u>		
Equity in pooled cash and cash equivalents	\$ 2,180	\$ 1,757,962
Inventory held for resale	12,696	-
Material and supplies inventory	3,456	-
Intergovernmental receivable	293,413	-
Total current assets	<u>311,745</u>	<u>1,757,962</u>
Depreciable capital assets, net	124,179	-
Total assets	<u>\$ 435,924</u>	<u>\$ 1,757,962</u>
 <u>Liabilities:</u>		
Accounts payable	\$ 1,947	\$ -
Accrued wages	90,378	2,293
Intergovernmental payable	662	279
Pension obligation payable	60,753	4,918
Claims payable	-	1,483,500
Total liabilities	<u>153,740</u>	<u>1,490,990</u>
 <u>Net assets:</u>		
Invested in capital assets, net of related debt	124,179	-
Unrestricted	158,005	266,972
Total net assets	<u>\$ 282,184</u>	<u>\$ 266,972</u>

See accompanying notes to the basic financial statements.

Elyria City School District
Statement of Revenues, Expenses and Changes in Fund Net Assets
Proprietary Funds
For the Fiscal Year Ended June 30, 2007

	Business-Type Activities - Enterprise Fund - Lunchroom/Cafeteria	Governmental Activities - Internal Service Fund - Self Insurance
<u>Operating revenues:</u>		
Charges for services	\$ -	\$ 7,062,171
Sales	859,248	-
Total operating revenues	<u>859,248</u>	<u>7,062,171</u>
<u>Operating expenses:</u>		
Salaries	798,842	45,766
Fringe benefits	333,698	174,965
Purchased services	1,459,186	1,031,718
Materials and supply	392,701	-
Depreciation	31,071	-
Claims	-	7,728,828
Total operating expenses	<u>3,015,498</u>	<u>8,981,277</u>
Operating income	(2,156,250)	(1,919,106)
<u>Non-operating revenues:</u>		
Federal donated commodities	239,766	-
Intergovernmental	2,124,291	-
Interest	2,333	111,877
Total non-operating revenues	<u>2,366,390</u>	<u>111,877</u>
Change in net assets	210,140	(1,807,229)
Net assets beginning of year	<u>72,044</u>	<u>2,074,201</u>
Net assets end of year	<u>\$ 282,184</u>	<u>\$ 266,972</u>

See accompanying notes to the basic financial statements.

Elyria City School District
Statement of Cash Flows
Internal Service Fund
For the Fiscal Year Ended June 30, 2007

	Business-Type Activities - Enterprise Fund - Lunchroom/Cafeteria	Governmental Activities - Internal Service Fund - Self Insurance
<u>Cash flows from operating activities:</u>		
Cash received from customers	\$ 859,248	\$ 7,062,171
Cash payments to suppliers for goods and services	(1,593,512)	(1,031,719)
Cash payments to employees for services	(796,493)	(44,913)
Cash payments for employee benefits	(345,694)	(174,822)
Cash payments for claims	-	(7,334,128)
Net cash provided by (used for) operating activities	<u>(1,876,451)</u>	<u>(1,523,411)</u>
<u>Cash flows from noncapital financing activities:</u>		
Operating grants	<u>1,830,878</u>	<u>-</u>
Net cash provided by (used for) noncapital financing activities	<u>1,830,878</u>	<u>-</u>
<u>Cash flows from capital financing activities:</u>		
Acquisition of capital assets	<u>(3,548)</u>	<u>-</u>
Net cash provided by capital financing activities	<u>(3,548)</u>	<u>-</u>
<u>Cash flows from investing activities:</u>		
Interest on investments	<u>2,333</u>	<u>111,877</u>
Net cash provided by investing financing	<u>2,333</u>	<u>111,877</u>
Net increase (decrease) in cash and cash equivalents	<u>(46,788)</u>	<u>(1,411,534)</u>
Cash and cash equivalents at beginning of year	<u>48,968</u>	<u>3,169,496</u>
Cash and cash equivalents at end of year	<u>\$ 2,180</u>	<u>\$ 1,757,962</u>
<u>Reconciliation of operating income (loss) to net cash provided by (used for) operating activities:</u>		
Operating income (loss)	\$ (2,156,250)	\$ (1,919,106)
Adjustments to reconcile operating income (loss) to net cash provided by (used for) operating activities:		
Depreciation	31,071	-
Federal donated commodities	239,766	-
Change in assets and liabilities:		
(Increase) decrease in assets:		
Inventory held for resale	19,835	-
Material and supplies inventory	3,067	-
Increase (decrease) in liabilities:		
Accounts payable	(167)	-
Accrued wages	2,349	852
Compensated absences payable	(9,428)	-
Intergovernmental payable	(612)	4,651
Pension obligation payable	(6,082)	(4,508)
Claims payable	-	394,700
Total adjustments	<u>279,799</u>	<u>395,695</u>
Net cash provided by (used for) operating activities	<u>\$ (1,876,451)</u>	<u>\$ (1,523,411)</u>

See accompanying notes to the basic financial statements.

Elyria City School District
Statement of Fiduciary Net Assets
Fiduciary Funds
June 30, 2007

	Private Purpose Trust	
	Scholarship	Agency
<u>Assets:</u>		
Equity in pooled cash and cash equivalents	\$ 300,814	\$ 186,426
<u>Liabilities:</u>		
Accounts payable	\$ -	\$ 1,096
Due to students	-	185,330
Total liabilities	-	\$ 186,426
<u>Net assets:</u>		
Held in trust for scholarships	\$ 300,814	

See accompanying notes to the basic financial statements.

Elyria City School District
Statement of Changes in Fiduciary Net Assets
Private Purpose Trust Fund
For the Fiscal Year Ended June 30, 2007

	Private Purpose Trust
	<u>Scholarship</u>
<u>Additions:</u>	
Interest	\$ 2,426
Gifts and donations	18,197
Total additions	<u>20,623</u>
 <u>Deductions:</u>	
Payments in accordance with trust agreements	<u>4,597</u>
Change in net assets	16,026
Net assets beginning of year	<u>284,788</u>
Net assets end of year	<u><u>\$ 300,814</u></u>

See accompanying notes to the basic financial statements.

Elyria City School District
Notes to the Basic Financial Statements
For the Fiscal Year Ended June 30, 2007

Note 1 – Summary of Significant Accounting Policies

Reporting Entity: The Elyria City School District (the School District) is a local school district corporation governed by an elected Board of Education. The reporting entity is composed of the primary government, component units, and other organizations that are included to ensure that the financial statements of the School District are not misleading. The primary government consists of all funds, departments, boards and agencies that are not legally separate from the School District. For the Elyria City School District, this includes general operations, food service and student related activities of the District.

Component units are legally separate organizations for which the School District is financially accountable. The School District is financially accountable for an organization if the School District appoints a voting majority of the organization's governing board and (1) the School District is able to significantly influence the programs or services performed or provided by the organization; or (2) the School District is legally entitled to or can otherwise access the organization's resources; the School District is legally obligated or has otherwise assumed the responsibility to finance the deficits of, or provide financial support to the organization; or the School District is obligated for the debt of the organization. Component units may also include organizations that are fiscally dependent on the School District in that the School District approves the budget, the issuance of the debt or levying of taxes. Based on the foregoing criteria, the School District has no component units.

The School District is involved with Lake Erie Educational Computer Association (LEECA), which is defined as jointly governed organization. Additional information concerning the jointly governed organization is presented in Note 13.

The financial statements of the School District have been prepared in conformity with generally accepted accounting principles (GAAP) as applied to governmental units. The Governmental Accounting Standards Board (GASB) is the accepted standard-setting body for establishing governmental accounting and financial reporting principles. The School District also applies Financial Accounting Standards Board (FASB) statements and interpretations issued after November 30, 1989, to its governmental and business-type activities, and to its proprietary activities provided they do not conflict with or contradict GASB pronouncements. The more significant of the School District's accounting policies are described below.

A. Fund Accounting

The School District uses funds to report on its financial position and the results of its operations. Fund accounting is designed to demonstrate legal compliance and to aid financial management by segregating transactions related to certain School District functions or activities.

A fund is defined as a fiscal and accounting entity with a self-balancing set of accounts recording cash and other financial resources, together with all related liabilities and residual equities or balances, and changes therein, which are segregated for the purpose of carrying on specific activities or attaining certain objectives in accordance with special regulations, restrictions or limitations.

Elyria City School District
Notes to the Basic Financial Statements
For the Fiscal Year Ended June 30, 2007

For financial statement presentation purposes, the various funds of the School District are grouped into the following generic fund types under the broad fund categories governmental, proprietary and fiduciary.

Governmental Fund Types Governmental funds focus on the sources, uses and balances of current financial resources. Expendable assets are assigned to the various governmental funds according to the purposes for which they may or must be used. Current liabilities are assigned to the fund from which they will be paid. The difference between governmental fund assets and liabilities is reported as fund balance. The following are the School District's major governmental funds:

General Fund The general fund is the operating fund of the School District and is used to account for all financial resources except those required to be accounted for in another fund. The general fund balance is available to the School District for any purpose provided it is expended or transferred according to the general laws of Ohio.

Capital Building Fund This fund accounts for monies to be used for building improvements.

The other governmental funds of the School District account for grants and other resources whose use is restricted to a particular purpose.

Proprietary Fund Types Proprietary funds focus on the determination of the changes in net assets, financial position and cash flows and are classified as either enterprise or internal service.

Enterprise Fund Enterprise fund is used to account for any activity for which a fee is charged to external users for goods or services. The School District's major enterprise fund is:

Lunchroom/Cafeteria Fund This fund accounts for the financial transactions related to the food service operations of the School District.

Internal Service Fund The internal service fund accounts for the financing of services provided by one department or agency to other departments or agencies of the School District, or to other governments, on a cost reimbursement basis. The School District's internal service fund is:

Self-Insurance Fund This fund accounts for monies received from other funds as payment for providing medical, hospitalization, dental, vision, life, or other similar employee health benefits. The self-insurance fund may make payments for services provided to employees, for reimbursements to employees who have paid providers, to third party administrators for claim payments or administration, for stop-loss coverage, or other reinsurance or other similar purpose.

Fiduciary Fund Types Fiduciary funds reporting focuses on net assets and changes in net assets. The fiduciary fund category is split into four classifications: pension trusts, investment trust funds, private-purpose trust funds and agency funds. Trust funds are used to account for assets held by the School District under a trust agreement for individuals, private organizations, or other governments and are therefore not available to support the School District's own programs. The School District's only trust fund is a private purpose trust fund which accounts for a scholarship program for students. Agency funds are custodial in nature (assets equal liabilities) and do not involve measurement of results of operations. The School District's only agency fund is a student activities fund which accounts for student activities for students.

Elyria City School District
Notes to the Basic Financial Statements
For the Fiscal Year Ended June 30, 2007

B. Basis of Presentation

Government-wide Financial Statements The statement of net assets and statement of activities display information about the School District as a whole. These statements include the financial activities of the primary government, except for fiduciary funds. Internal service fund activity is eliminated to avoid “doubling up” revenues and expenses. However, the services provided and used are not eliminated in the process of consolidation. The statements distinguish between those activities of the School District that are considered business type activities.

The government-wide statements are prepared using the economic resources measurement focus. This is the same approach used in the preparation of the proprietary fund financial statements but differs from the manner in which governmental fund financial statements are prepared. Governmental fund financial statements therefore include reconciliations with brief explanations to better identify the relation between the government-wide statements and the statements to governmental funds.

The government-wide statement of activities presents a comparison between direct expenses and program revenues for each segment of the business-type activities of the School District and for each function or program of the School District’s governmental activities. Direct expenses are those that are specifically associated with a service, program or department and are therefore, clearly identifiable to a particular function. Program revenues include charges paid by the recipient of the goods and services offered by the program and grants and contributions that are restricted to meeting the operational or capital requirements of a particular program.

Revenues which are not classified as program revenues are presented as general revenues which identify the extent to which each business segment or governmental function is self-financing or draws from the general revenues of the School District.

Fund Financial Statements Fund financial statements report detailed information about the School District. The focus of governmental and enterprise fund financial statements is on major funds rather than reporting funds by type. Each major fund is represented in a separate column. Non-major funds are aggregated and presented in a single column. Internal service funds are combined and the totals are presented in a single column on the face of the proprietary fund statements. Fiduciary funds are reported by fund type.

The accounting and financial reporting treatment applied to a fund is determined by its measurement focus. All governmental fund types are accounted for using a flow of current financial resources measurement focus. The financial statements for governmental funds are a balance sheet, which generally includes only current assets and current liabilities, and statement of revenues, expenditures and changes in fund balances, which reports on the sources (i.e., revenues and other financing sources) and uses (i.e., expenditures and other financial uses) of current financial resources.

All proprietary fund types are accounted for on a flow of economic resources measurement focus. With this measurement focus, all assets and all liabilities associated with the operation of these funds are included on the statement of net assets. The statement of changes in fund net assets presents increases (i.e., revenues) and decreases (i.e., expenses) in net total assets. The statement of cash flows provides information about how the School District finances and meets the cash flow needs of its proprietary activities.

Elyria City School District
Notes to the Basic Financial Statements
For the Fiscal Year Ended June 30, 2007

The trust fund is reported using the economic resources measurement focus.

C. Basis of Accounting

Basis of accounting determines when transactions are recorded in the financial records and reported on the financial statements. Government-wide financial statements are prepared using the accrual basis of accounting. Governmental funds use the modified accrual basis of accounting. Proprietary and fiduciary funds also use the accrual basis of accounting.

Revenue resulting from exchange transactions, in which each party gives and receives essentially equal value, is recorded on the accrual basis when the exchange takes place. On a modified accrual basis, revenue is recorded in the fiscal year in which the resources are measurable and become available. Available means that the resources will be collected within the current fiscal year or are expected to be collected soon enough thereafter to be used to pay liabilities of the current fiscal year. For the School District, available means expected to be received within sixty days of year-end.

Non-exchange transactions, in which the School District receives value without directly giving equal value in return, include property taxes, grants, entitlements and donations. On an accrual basis, revenue from property taxes is recognized in the fiscal year for which the taxes are levied (See Note 4). Revenue from grants, entitlements and donations is recognized in the fiscal year in which all eligibility requirements have been satisfied. Eligibility requirements include timing requirements, which specify the year when the resources are required to be used or the fiscal year when use is first permitted, matching requirements, in which the School District must provide local resources to be used for a specified purpose, and expenditure requirements, in which the resources are provided to the School District on a reimbursement basis. On a modified accrual basis, revenue from non-exchange transactions must also be available before it can be recognized.

Under the modified accrual basis, the following revenue sources are considered to be both measurable and available at fiscal year-end: property taxes available as an advance, interest, tuition, grants, student fees and rentals.

Deferred revenue arises when assets are recognized before revenue recognition criteria have been satisfied.

Property taxes for which there is an enforceable legal claim as of June 30, 2007, but which were levied to finance fiscal year 2008 operations, have been recorded as deferred revenue. Grants and entitlements received before eligibility requirements are met are also recorded as deferred revenue. On the modified accrual basis, receivables that will not be collected within the available period have also been reported as deferred revenue.

On the accrual basis of accounting, expenses are recognized at the time they are incurred.

The measurement focus of governmental fund accounting is on decreases in net financial resources (expenditures) rather than expenses. Expenditures are generally recognized in the accounting period in which the related fund liability is incurred, if measurable. Allocations of cost, such as depreciation and amortization, are not recognized in governmental funds.

Elyria City School District
Notes to the Basic Financial Statements
For the Fiscal Year Ended June 30, 2007

D. Budgetary Data

The budgetary process is prescribed by provisions of the Ohio Revised Code and entails the preparation of budgetary documents within an established timetable. The major documents prepared are the tax budget, the certificate of estimated resources, and the appropriation resolution, all of which are prepared on the budgetary basis of accounting. The certificate of estimated resources and the appropriation resolution are subject to amendment throughout the year with the legal restriction that appropriations cannot exceed estimated resources, as certified. All funds, other than agency funds, are legally required to be budgeted and appropriated.

The legal level of budgetary control is at the fund level.

Tax Budget Prior to January 15, the Superintendent and Treasurer submit to the Board of Education a proposed operating budget for the fiscal year commencing the following July 1. The budget includes proposed expenditures and the means of financing for all funds. Public hearings are publicized and conducted to obtain taxpayers' comments. The express purpose of this budget document is to reflect the need for existing (or increased) tax rates. By no later than January 20, the Board-adopted budget is filed with the Lorain County Budget Commission for rate determination.

Estimated Resources By April 1, the Board of Education accepts, by formal resolution, the tax rates as determined by the Budget Commission and receives the Commission's certificate of estimated resources which states the projected revenue of each fund. Prior to June 30, the School District must revise its budget so that total contemplated expenditures from any fund during the ensuing year will not exceed the amount stated in the certificate of estimated resources. The revised budget then serves as the basis for the appropriation measure. On or about July 1, the certificate is amended to include any unencumbered cash balances from the preceding year. The certificate may be further amended during the year if projected increases or decreases in revenue are identified by the School District Treasurer.

The amounts reported as the original budgeted amounts in the budgetary statements reflect the amounts in the certificate when the original appropriations were adopted. The amount reported as the final budgeted amount in the budgetary statement reflects the amounts in the final amended certificate issued during fiscal year 2007.

Appropriations Upon receipt from the County Auditor of an amended certificate of estimated resources based on final assessed values and tax rates or a certificate saying no new certificate is necessary; the annual appropriation resolution is enacted by the Board of Education at the fund level. Prior to the passage of the annual appropriation measure, the Board may pass a temporary appropriation measure to meet the ordinary expenses of the School District. The appropriation resolution, by fund, must be within the estimated resources as certified by the County Budget Commission.

Any revisions that alter the total of any fund appropriation must be approved by the Board of Education. The Board may pass supplemental fund appropriations so long as the total appropriations by fund do not exceed the amounts set forth in the most recent certificate of estimated resources.

Elyria City School District
Notes to the Basic Financial Statements
For the Fiscal Year Ended June 30, 2007

The amounts reported as the original budgeted amounts in the budgetary statements reflect the appropriation in the first complete appropriated budget, including amounts automatically carried over from the prior years. The amounts reported as the final budgeted amounts in the statement of budgetary comparisons represent the final appropriation amounts, including all supplemental appropriations. Formal budgetary integration is employed as a management control device during the year for all funds consistent with statutory provisions.

Encumbrances As part of formal budgetary control, purchase orders, contracts and other commitments for the expenditure of monies are recorded as the equivalent of expenditures on the non-GAAP budgetary basis in order to reserve that portion of the applicable appropriation and to determine and maintain legal compliance. Encumbrances plus expenditures may not legally exceed appropriations at the legal level of control. On the GAAP basis, encumbrances outstanding at fiscal year end are reported as a reservation of fund balance for subsequent-year expenditures for governmental funds and reported in the notes to the financial statements for proprietary funds.

Lapsing of Appropriations At the close of each year, the unencumbered balance of each appropriation reverts to the respective fund from which it was appropriated and becomes subject to future appropriation. Encumbered appropriations are carried forward to the succeeding fiscal year and are not reappropriated.

E. Cash and Cash Equivalents

To improve cash management, cash received by the School District is pooled. Monies for all funds, including proprietary funds, are maintained in this pool. Individual fund integrity is maintained through School District records. Each fund's interest in the pool is presented as "equity in pooled cash and cash equivalents" on the financial statements.

During fiscal year 2007, the District invested in STAR Ohio, the State Treasurer's Investment Pool. STAROhio is an investment pool managed by the State Treasurer's Office which allows governments within the State to pool their funds for investment purposes.

STAROhio is not registered with the SEC as an investment company, but does operate in a manner consistent with Rule 2a7 of The Investment Company Act of 1940. Investments in STAROhio are valued at STAROhio's share price which is the price the investment could be sold for on June 30, 2007.

Following Ohio statutes, the Board of Education has, by resolution, specified the funds to receive an allocation of interest. Interest revenue credited to the general fund amounted to \$723,588, which includes \$339,333 assigned from other funds.

For presentation on the financial statements, investments of the cash management pool and investments with an original maturity of three months or less at the time they are purchased by the School District are considered to be cash equivalents. Investments with an original maturity of more than three months that are not made from the pool are considered to be investments.

Elyria City School District
Notes to the Basic Financial Statements
For the Fiscal Year Ended June 30, 2007

F. Restricted Assets

Assets are reported as restricted assets when limitations on their use change the normal understanding of the availability of the asset. Such constraints are imposed by creditors, contributors, grantors, and laws of other governments or by enabling legislation. Restricted assets may include unexpended revenues restricted for the purchase of school buses, and amounts required to be set aside by the School District for the purchase of textbooks or for the acquisition or construction of capital assets. Restricted assets may also include amounts set aside as a reserve or designated for budget stabilization, which is now optional as determined by the School District. See Note 15 for the calculation of the year-end restricted asset balance and the corresponding fund balance reserves.

G. Prepaid Items

Payments made to vendors for services that will benefit periods beyond June 30, 2007, are recorded as prepaid items using the consumption method. A current asset for the prepaid amount is recorded at the time of the purchase and an expenditure/expense is reported in the year in which services are consumed. For the current fiscal year, there were no prepaid items.

H. Inventory

On government-wide financial statements, inventories are represented at the lower of cost or market on a first-in, first-out basis and are expensed when used.

On fund financial statements, inventories of governmental funds are stated at cost while inventories of proprietary funds are stated at the lower of cost or market. For all funds, cost is determined on a first-in, first-out basis. Inventory in governmental funds consists of expendable supplies held for consumption. The cost of inventory items is recorded as an expenditure in the governmental fund types when used. Inventories of proprietary funds consist of donated food, and purchased food held for resale and is expensed when used.

I. Capital Assets

General capital assets are those assets not specifically related to activities reported in the proprietary funds. These assets generally result from expenditures in the governmental funds. These assets are reported in the government activities column of the government-wide statement of net assets but are not reported in the fund financial statements. Capital assets utilized by the proprietary funds are reported both in the business-type activities column of the government-wide statement of net assets and in the respective funds.

All capital assets are capitalized at cost (or estimated historical cost) and updated for additions and retirements during the year. Donated capital assets are recorded at their fair market values as of the dates received. The School District maintains a capitalization threshold of one thousand dollars. The School District does not possess any infrastructure. Improvements are capitalized. The costs of normal maintenance and repairs that do not add to the value of the asset or materially extend an asset's life are not capitalized. Interest incurred during the construction of capital assets is also capitalized.

Elyria City School District
Notes to the Basic Financial Statements
For the Fiscal Year Ended June 30, 2007

All reported capital assets except land and construction in progress are depreciated. Improvements are depreciated over the remaining useful lives of the related capital assets. Depreciation is computed using the straight-line method over the following useful lives:

Description	Governmental Activities Estimated Lives	Business-Type Activities Estimated Lives
Land Improvements	20 years	N/A
Building and Improvements	20-50 years	N/A
Furniture	20 years	20 years
Equipment	5-15 years	15 years
Fixtures	20 years	20 years
Vehicles	8 years	N/A
Library and Text Books	6 years	N/A

J. Interfund Balances

On the fund financial statements, receivables and payables resulting short-term interfund loans are classified as “interfund receivables/payables.” These amounts are eliminated in the governmental and business-type activities columns of the statement of net assets, except for the net residual amounts due between governmental and business-type activities, which are presented as internal balances.

K. Compensated Absences

In accordance with the provisions of Statement No. 16 of the Governmental Accounting Standards Board, “Accounting for Compensated Absences”, a liability for vacation leave is accrued if a) the employees’ rights to payment are attributable to services already rendered; and b) it is probable that the employer will compensate the employees for the benefits through paid time off or other means, such as cash payment at termination or retirement. A liability for severance is accrued using the vesting method; i.e., the liability is based on the sick leave accumulated at the balance sheet date by those employees who are currently eligible to receive termination (severance) payments, as well as those employees expected to become eligible in the future. For purposes of establishing a liability for severance on employees expected to become eligible to retire in the future, all classified and non-classified employees that had ten years or more than ten years of service were considered expected to become eligible to retire in accordance with GASB 16.

The total liability for vacation and severance payments has been calculated using pay rates in effect at the balance sheet date, and reduced to the maximum payment allowed by labor contract and/or statute, plus any applicable additional salary related payments.

The entire compensated absence liability is reported on the government-wide financial statements.

For governmental fund financial statements, upon the occurrence of employee resignations and retirements, compensated absences are recognized as liabilities and expenditures to the extent payments come due and payable as of June 30, 2007. These amounts are recorded in the account “compensated absences payable” in the fund from which the employees who have accumulated leave are paid. The remaining compensated absences are recorded as long term liabilities on the Statement of Net Assets.

Elyria City School District
Notes to the Basic Financial Statements
For the Fiscal Year Ended June 30, 2007

L. Accrued Liabilities and Long-term Obligations

All payables, accrued liabilities and long-term obligations are reported in the government-wide financial statements, and all payables, accrued liabilities and long-term obligations payable from proprietary funds are reported on the proprietary fund financial statements.

In general, governmental fund payables and accrued liabilities are reported as obligations of the funds regardless of whether they will be liquidated with current resources. However, claims and judgments, compensated absences and special termination benefits that will be paid from governmental funds are reported as a liability in the fund financial statements only to the extent that they are due for payment during the current fiscal year. In general, liabilities that mature or come due for payment during the fiscal year are considered to have been made with current available financial resources. Bonds and other long-term obligations that will be paid from governmental funds are not recognized as a liability in the fund financial statements when due.

M. Interfund Activity

Transfers between governmental and business-type activities on the government-wide statements are reported in the same manner as general revenue.

Exchange transactions between funds are reported as revenues in the seller funds and as expenditures/expenses in the purchaser funds. Flows of cash, or goods from one fund to another without a requirement for repayment, are reported as interfund transfers. Interfund transfers are reported as other financing sources/uses in governmental funds and after non-operating revenues/expenses in proprietary funds. Repayments from funds responsible for particular expenditures/expenses to the funds that initially paid from them are not presented on the financial statements.

N. Fund Balance Reserves

The School District reserves those portions of fund equity which are legally segregated for a specific future use or which do not represent available expendable resources and therefore are not available for appropriations or expenditures. Unreserved fund balance indicates that portion of fund equity which is available for appropriation in future periods.

Fund equity reserves have been established for encumbrances, capital improvements and property taxes. The reserve for property taxes represents taxes recognized as revenue under generally accepted accounting principles but not available for appropriation under State statute. The net assets held in trust for scholarships signify the legal restrictions on the use of principal.

O. Net Assets

Net assets represent the difference between assets and liabilities. Net assets invested in capital assets, net of related debt consists of capital assets, net of accumulated depreciation, reduced by the outstanding balances of any borrowings used for the acquisition, construction or improvement of those assets.

Net assets are reported as restricted when there are limitations imposed on their use either through the enabling legislation adopted by the School District or through external restrictions imposed by creditors, grantors or laws or regulations of other governments.

Elyria City School District
Notes to the Basic Financial Statements
For the Fiscal Year Ended June 30, 2007

The School District applies restricted resources when an expense is incurred for the purposes for which both restricted and unrestricted net assets are available.

P. Estimates

The preparation of the financial statements in conformity with generally accepted accounting principles requires management to make estimates and assumptions that affect the amounts reported in the financial statements and accompanying notes. Actual results may differ from those estimates.

Q. Operating Revenues and Expenses

Operating revenues are those revenues that are generated directly from the primary activity of the proprietary funds. For the School District, these revenues are sales for food service and charges for services for self-insurance programs. Operating expenses are necessary cost occurred to provide the good or service that is the primary activity of the fund.

Note 2 – Budgetary Basis of Accounting

While the School District is reporting financial position, results of operations and changes in fund balance on the basis of generally accepted accounting principles (GAAP), the budgetary basis as provided by law is based upon accounting for certain transactions on a basis of cash receipts, disbursements and encumbrances. The Statement of Revenues, Expenditures and Changes in Fund Balances –Budget (Non-GAAP Budget Basis) and Actual presented for the general fund is presented on the budgetary basis to provide a meaningful comparison of actual results with the budget.

The major differences between the budget basis and GAAP basis are:

1. Revenues are recorded when received in cash (budget basis) as opposed to when susceptible to accrual (GAAP basis).
2. Expenditures/expenses are recorded when paid in cash (budget basis) as opposed to when the liability is incurred (GAAP basis).
3. Encumbrances are treated as expenditures/expenses for all funds (budget basis) rather than as a reservation of fund balance for (GAAP basis).

The following tables summarize the adjustments necessary to reconcile the GAAP basis statements to the budgetary basis statements for the general fund:

	<u>Net Change in Fund Balance</u>
GAAP Basis	\$ 929,406
Net Adjustment for Revenue Accruals	1,629,168
Net Adjustment for Expenditure Accruals	(769,819)
Adjustment for Encumbrances	<u>(710,626)</u>
Budget Basis	<u>\$ 1,078,129</u>

Elyria City School District
Notes to the Basic Financial Statements
For the Fiscal Year Ended June 30, 2007

Note 3 – Deposits and Investments

State statutes classify monies held by the School District into three categories.

Active deposits are public deposits necessary to meet current demands on the treasury. Such monies must be maintained either as cash in the School District Treasury, in commercial accounts payable or withdrawable on demand, including negotiable order of withdrawal (NOW) accounts, or in money market deposit accounts.

Inactive deposits are public deposits that the Board of Education has identified as not required for use within the current two year period of designation of depositories. Inactive deposits must either be evidenced by certificates of deposit maturing not later than the end of the current period of designation of depositories, or by savings or deposit accounts including, but not limited to, passbook accounts.

Interim deposits are deposits of interim monies. Interim monies are those monies which are not needed for immediate use but which will be needed before the end of the current period of designation of depositories. Interim deposits must be evidenced by time certificates of deposit maturing not more than one year from the date of deposit or by savings or deposit accounts including passbook accounts.

Interim monies may be deposited or invested in the following securities:

- United States Treasury Notes, Bill, Bonds, or any other obligation or security issued by the United States Treasury or any other obligation guaranteed as to payment of principal and interest by the United States;
- Bonds, notes, debentures, or any other obligations or securities issued by any federal government agency or instrumentality, including but not limited to, Federal National Mortgage Association, Federal Home Loan Bank, Federal Farm Credit Bank, Federal Home Loan Mortgage Corporation, Government National Mortgage Association, and Student Loan Marketing Association. All federal agency securities shall be direct issuances of federal government agencies or instrumentalities;
- Written repurchase agreements in securities listed above provided that the market value of the securities subject to the repurchase agreement must exceed the principal value of the agreement by at least two percent and marked to market daily, and that the term of the agreement must not exceed thirty days;
- Bonds and other obligations of the State of Ohio;
- No-load money market mutual funds consisting exclusively of obligations described in division (1) or (2) of this section and repurchase agreements secured by such obligations, provided that investments in securities described in this division are made only through eligible institutions;
- The State Treasurer's investment pool (STAROhio);
- Certain banker's acceptance and commercial paper notes for a period not to exceed one hundred and eighty days in an amount not to exceed twenty-five percent of the interim monies available for investment at any one time; and,

Elyria City School District
Notes to the Basic Financial Statements
For the Fiscal Year Ended June 30, 2007

- Under limited circumstances, corporate debt interests rated in either of the two highest rating classifications by at least two nationally recognized rating agencies.

Investments in stripped principal or interest obligations reverse repurchase agreements and derivatives are prohibited. The issuance of taxable notes for the purpose of arbitrage, the use of leverage and short selling are also prohibited. An investment must mature within five years from the date of purchase unless matched to a specific obligation or debt of the School District, and must be purchased with the expectation that it will be held to maturity. Investments may only be made through specified dealers and institutions. Payment for investments may be made only upon delivery of the securities representing the investments to the Treasurer or, if the securities are not represented by a certificate, upon receipt of confirmation of transfer from the custodian.

A. Cash on Hand

At June 30, 2007, the School District had \$10,450 in cash on hand which is included as part of “equity in pooled cash and cash equivalents”.

B. Deposit with Financial Institutions

Custodial credit risk is the risk that, in the event of a bank failure, the School District’s deposits may not be returned. According to state law, public depositories must give security for all public funds on deposit in excess of those funds that are insured by the federal deposit insurance corporation (FDIC) or by any other agency or instrumentality of the federal government. These institutions may either specifically collateralize individual accounts in lieu of amounts insured by the FDIC, or may pledge a pool of government securities valued at least 105% of the total value of public monies on deposit at the institution. The School District’s policy is to deposit money with financial institutions that are able to abide by the laws governing insurance and collateral of public funds.

As of June 30, the carrying amount of the School District’s deposits was \$138,798. The School District’s bank balance of \$1,566,858 was exposed to custodial credit risk as follows:

Uninsured and collateral held by pledging bank's trust department and not in the School District's name	\$ 1,166,858
--	--------------

C. Investments

Investments are reported at fair value. As of June 30, 2007, the School District had the following investments and maturities:

Elyria City School District
Notes to the Basic Financial Statements
For the Fiscal Year Ended June 30, 2007

	Fair Value	Weighted Average Maturity (Years)
FNMA	\$ 4,954,299	0.01*
FHLMC discounted note	3,976,059	0.02*
STAROhio	6,099,753	0.00
Repurchase Agreement	210,000	0.00
Total Fair Value	\$ 15,240,111	
Portfolio Weighted Average Maturity		0.03

* The securities have various call dates. The School District believes no securities will be called.

Custodial credit risk for an investment is the risk that in the event of failure of the counterparty, the School District will not be able to recover the value of its investments or collateral securities that are in the possession of an outside party. The School District's \$210,000 investment in repurchase agreements is secured by an investment in Federal National Mortgage Association (FNMA) which is rated AAA by Standard & Poor's.

These securities, held by the counterparty and not in the School District's name, must be obligations of or guaranteed by the United States and mature or be redeemable within five years of the date of the related repurchase agreement. The School District's policy is to invest money with financial institutions that are able to abide by the laws governing insurance and collateral of public funds.

Interest rate risk is the possibility that changes in interest rates will adversely affect the fair value of an investment. The School District's investment policy does not address limits on investment maturities as a means of managing its exposure to fair value losses arising from increasing interest rates.

Credit risk is the possibility that an issuer or other counterparty to an investment will not fulfill its obligation. The School District's investment policy requires certain credit ratings for some investments as allowed by state law. The School District's investments at June 30, 2007 in Federal National Mortgage Association (FNMA) and Federal Home Loan Mortgage Corporation (FHLMC) are rated AAA by Standard & Poor's. Its investments in Star Ohio are rated AAAM by Standard & Poor's.

Concentration of credit risk is the possibility of loss attributed to the magnitude of the School District's investment in a single issuer. More than 5 percent of the School District's investments are in FNMA and FHLMC. The School District places no limit on the amount that may be invested in any one issuer. The following table includes the percentage of each investment type held by the School District at June 30, 2007:

Investment Type	Fair Value	% of Total
FHMA	\$ 4,954,299	55.48%
FHLMC DN	3,976,059	44.52%
Total Fair Value	\$ 8,930,358	

Elyria City School District
Notes to the Basic Financial Statements
For the Fiscal Year Ended June 30, 2007

Note 4 – Property Taxes

Property taxes are levied and assessed on a calendar year basis. Second half distributions occur in a new fiscal year. Property taxes include amounts levied against all real, public utility and tangible personal (used in business) property located within the School District. Real property taxes are levied after April 1 on the assessed value listed as of the prior January 1, the lien date. Public utility property taxes attached as a lien on December 31 of the prior year, were levied April 1 and are collected with real property taxes. Assessed values for real property taxes are established by State law at 35% of appraised market value. All property is required to be revalued every six years. Public utility property taxes are assessed at 35% of true value and public utility tangible personal property currently is assessed at varying percentages of true value. Tangible personal property taxes are levied after April 1 on the value listed as of December 31 of the current year. In prior years, tangible personal property was assessed at 25% of true value for capital assets and 23% of true value for inventory. The tangible personal property tax is being phased out - the assessment percentage for all property including inventory for 2007 is 12.5%. This will be reduced 6.25% for 2008 and zero for 2009.

Real property taxes are payable annually or semi-annually. If paid annually, payment is due December 31; if paid semi-annually, the first payment is due December 31 with the remainder payable by June 20. Under certain circumstances, State statute permits alternative payment dates to be established.

Tangible personal property taxes paid by multi-county taxpayers are due September 20. Single county taxpayers may pay annually or semi-annually. If paid annually, payment is due April 30; if paid semi-annually, the first payment is due April 30, with the remainder payable by September 20.

The School District receives property taxes from Lorain County. The County Treasurer periodically advances to the School District its portion of the taxes collected. Second-half real property tax payments collected by the county by year-end are available to finance the current fiscal year operations. The amount available to be advanced can vary based on the date the tax bills are sent.

Accrued property taxes receivable represents delinquent taxes outstanding and real property, tangible personal property and public utility taxes, which became measurable as of year-end. Although total property tax collections for the next fiscal year are measurable, only a portion of the amount available as an advance at year-end is intended to finance current year operations. The receivable is therefore offset by a credit to deferred revenue for that portion not intended to finance current year operations. The amount available as an advance at year-end was \$4,707,443 in the general fund and is recognized as revenue on the fund financial statements.

Elyria City School District
Notes to the Basic Financial Statements
For the Fiscal Year Ended June 30, 2007

The School District receives payments in lieu of certain tax payments as a result of negotiated tax abatement agreements. On the accrual basis, collectible delinquent property taxes have been recorded as revenue on the statement of activities. There were no new levies passed during the current fiscal year. The assessed values upon which the current fiscal year taxes were collected are:

<u>Property Category</u>	<u>2006</u> Assessed Value		<u>2007</u> Assessed Value	
	<u>Amount</u>	<u>Percent</u>	<u>Amount</u>	<u>Percent</u>
Real Property:				
Agricultural/Residential and Other Real Estate	\$ 565,572,840	58.92%	\$ 647,833,150	63.00%
Commercial and Industrial	256,441,150	26.71%	279,298,930	27.16%
Public Utility	153,790	0.02%	121,780	0.01%
Tangible Property:				
Personal Property	108,182,189	11.27%	72,156,961	7.02%
Public Property	<u>29,596,200</u>	3.08%	<u>28,977,010</u>	2.82%
Total Assessed Value	<u>\$ 959,946,169</u>		<u>\$ 1,028,387,831</u>	

Note 5 – Receivables

Receivables at June 30, 2007, consisted of property taxes, intergovernmental grants and interfund. All receivables are considered collectible in full.

Intergovernmental receivables consisted of the following for grants:

	<u>Amount</u>
<i>Nonmajor Governmental Funds:</i>	
Ohio Reads	\$ 13,401
Alternative Schools	32,894
Miscellaneous State Grants	27,017
Adult Basic Education	16,959
Title VI-B	261,574
Title I	485,447
Title V	1,625
Drug Free School Grant	6,002
Preschool Handicapped Grants	6,730
Class Size Reduction	143,861
Miscellaneous Federal Grants	<u>34,575</u>
<i>Total Nonmajor Governmental Funds</i>	<u>1,030,085</u>
<i>Enterprise Fund:</i>	
Lunchroom/Cafeteria	<u>293,413</u>
Total Intergovernmental Receivable	<u>\$ 1,323,498</u>

Elyria City School District
Notes to the Basic Financial Statements
For the Fiscal Year Ended June 30, 2007

Note 6 – Interfund Balances

A. Interfund Transfers

Interfund transfers for the year ended June 30, 2007, consisted of the following, as reported on the fund financial statements:

	<u>Transfer Out:</u>
	General
	Fund
<u>Transfer In:</u>	
Nonmajor funds	\$ 983,000

During the year, the general fund transferred \$983,000 to the Termination Benefits - Retirement special revenue fund. Transfers are used to (1) move revenues from the fund that statute or budget required to collect them to the fund that statute or budget requires to expend them, (2) move receipts restricted to debt service from the funds collecting the receipts to the debt service fund as debt service payments become due, and (3) use unrestricted revenues collected in the general fund to finance various programs accounted for in other funds in accordance with budgetary authorizations.

B. Interfund Receivables and Payables

Interfund balances at June 30, 2007 consisted of the following:

	<u>Interfund</u>	<u>Interfund</u>
	<u>Receivable</u>	<u>Payable</u>
General fund	\$ 153,543	\$ -
Nonmajor governmental funds	-	153,543
Totals	\$ 153,543	\$ 153,543

All balances resulted from the time lag between the dates that (1) interfund goods and services are provided or reimbursable expenditures occur, (2) transactions are recorded in the accounting system, or (3) payments between funds are made. As of June 30, 2007, all interfund loans outstanding are anticipated to be repaid in fiscal year 2008.

Elyria City School District
Notes to the Basic Financial Statements
For the Fiscal Year Ended June 30, 2007

Note 7 – Capital Assets

Capital asset activity for the fiscal year ended June 30, 2007, was as follows:

	<u>Balance</u> <u>7/1/2006</u>	<u>Addition</u>	<u>Deletion</u>	<u>Balance</u> <u>6/30/2007</u>
Governmental Activities				
Capital assets, not being depreciated:				
Land	\$ 831,546	\$ -	\$ -	\$ 831,546
Capital assets, being depreciated:				
Land Improvements	1,913,456	-	-	1,913,456
Building and Improvements	29,678,905	-	-	29,678,905
Furniture, Equipment and Fixtures	7,323,961	201,220	(32,917)	7,492,264
Vehicles	503,665	-	-	503,665
Library and Textbooks	1,679,422	-	-	1,679,422
Total Capital Assets, being depreciated	<u>41,099,409</u>	<u>201,220</u>	<u>(32,917)</u>	<u>41,267,712</u>
Less Accumulated Depreciation:				
Land Improvements	(1,442,738)	(36,720)	-	(1,479,458)
Building and Improvements	(22,751,973)	(534,181)	-	(23,286,154)
Furniture, Equipment and Fixtures	(6,299,311)	(325,401)	2,791	(6,621,921)
Vehicles	(454,643)	(7,340)	-	(461,983)
Library and Textbooks	(1,679,422)	-	-	(1,679,422)
Total Accumulated Depreciation	<u>(32,628,087)</u>	<u>(903,642)</u>	<u>2,791</u>	<u>(33,528,938)</u>
Total Capital Assets being depreciated, net	<u>8,471,322</u>	<u>(702,422)</u>	<u>(30,126)</u>	<u>7,738,774</u>
Governmental Activities Capital Assets, Net	<u>\$ 9,302,868</u>	<u>\$ (702,422)</u>	<u>\$ (30,126)</u>	<u>\$ 8,570,320</u>
Business-Type Activities				
Furniture, Equipment and Fixtures	\$ 547,314	\$ 3,548	\$ -	550,862
Less Accumulated Depreciation	<u>(395,612)</u>	<u>(31,071)</u>	<u>-</u>	<u>(426,683)</u>
Business-Type Activities Capital Assets, Net	<u>\$ 151,702</u>	<u>\$ (27,523)</u>	<u>\$ -</u>	<u>\$ 124,179</u>

Elyria City School District
Notes to the Basic Financial Statements
For the Fiscal Year Ended June 30, 2007

Depreciation expense was charged to governmental functions as follows:

Instruction:	
Regular	\$ 283,335
Special	18,971
Vocational	623
Support Services:	
Pupil	7,567
Instructional Staff	36,378
Administration	49,965
Fiscal	260
Operation Maintenance and Plant	401,292
Central	68,305
Operation of Non-instructional Services	14,805
Extracurricular Activities	<u>22,141</u>
Total Depreciation Expense	<u>\$ 903,642</u>

Note 8 – Leases

Capital Leases The School District is a party to lease agreements as lessee for financing the acquisition of communication equipment and photocopiers. The lease agreements qualified as future minimum leases for accounting purposes and, therefore, were recorded at the present values of the future minimum lease payments as of the inception dates in the government-wide statements.

The gross amount of assets acquired under capital leases by major assets class was \$6,915,029.

The future minimum lease obligations and the net present values of these minimum lease payments as of June 30, 2007, were as follow:

Year Ending June 30,	Lease <u>Payments</u>
2008	\$ 823,445
2009	825,103
2010	678,168
2011	552,438
2012	536,641
2013-2017	2,683,204
2018-2020	<u>1,341,602</u>
Total Minimum Lease Payments	7,440,601
Less: Amount Representing Interest	<u>(1,557,043)</u>
Present Value of Minimum Lease Payment	<u>\$ 5,883,558</u>

Elyria City School District
Notes to the Basic Financial Statements
For the Fiscal Year Ended June 30, 2007

Note 9 - Long-term liabilities

The changes in the School District's long-term obligations during the year consist of the following:

	Principal Outstanding 6/30/2006	Additions	Reductions	Principal Outstanding 6/30/2007	Due within One Year
<u>Governmental Activities</u>					
Bond Anticipation Notes	\$ -	\$ 5,000,000	\$ -	\$ 5,000,000	\$ 5,000,000
Capital Leases, equipment	5,556,723	-	(345,750)	5,210,973	326,820
Capital Leases	<u>903,598</u>	<u>-</u>	<u>(231,013)</u>	<u>672,585</u>	<u>253,807</u>
Total capital leases	6,460,321	-	(576,763)	5,883,558	580,627
Compensated Absences	<u>5,092,656</u>	<u>3,105,242</u>	<u>(445,642)</u>	<u>7,752,256</u>	<u>210,887</u>
Total Governmental Activities Long-Term Liabilities	<u>\$ 11,552,977</u>	<u>\$ 8,105,242</u>	<u>\$ (1,022,405)</u>	<u>\$ 18,635,814</u>	<u>\$ 5,791,514</u>
<u>Business Type Activities</u>					
Compensated Absences	<u>9,428</u>	<u>-</u>	<u>(9,428)</u>	<u>-</u>	<u>-</u>
Total Business-Type Activities	<u>\$ 9,428</u>	<u>\$ -</u>	<u>\$ (9,428)</u>	<u>\$ -</u>	<u>\$ -</u>

In 2007, the School District issued \$5,000,000 in Bond Anticipation Notes at an interest rate of 4.5% to pay the initial costs of constructing, furnishing and equipping a new Elyria High School. These notes are to be repaid from the capital building capital projects fund and are scheduled to mature in November 2007.

Compensated absences will be paid from the fund which the employee is paid. In prior years, this has primarily been the general and various special revenue funds.

Note 10 – Risk Management

The School District is exposed to various risks of loss related to torts; theft of, damage to, and destruction of assets; errors and omissions; injuries to employees; and natural disasters. For fiscal year 2007 the School District contracted with Indiana Insurance Company for property insurance. Professional liability is protected by Indiana Insurance Company with \$5,000,000 aggregate limit.

Elyria City School District
Notes to the Basic Financial Statements
For the Fiscal Year Ended June 30, 2007

Vehicles are covered by Indiana Insurance Company. Automobile liability has \$2,000,000 combined single limit of liability. Settled claims have not exceeded this commercial coverage in any of the past several years. The School District did not reduce their limit of liability in the current year.

The Board President and the Superintendent are covered with surety bonds for \$50,000 with Westfield Ohio Farmers. The Treasurer is covered by a surety bond in the amount of \$50,000. This bond is with Ohio Farmers Insurance Company.

The School District participates in the Ohio School Board Association Workers' Compensation Group Rating Program (GRP), an insurance premium rating pool for public school districts. The GRP's business and affairs are conducted by a three member Board of Directors consisting of the President, the President-Elect and the Immediate Past President of the Ohio School Boards Association. The Executive Director of the OSBA, or his designee, serves as coordinator of the program. Each year, the participating school districts pay an enrollment fee to the GRP to cover the costs of administering the program.

The intent of the GRP is to achieve the benefit of a reduced premium for the School District by virtue of its grouping and representation with other participants in GRP. The workers' compensation experience of the participating school districts is calculated as one experience and a common premium rate is applied to all school districts in the GRP. Each participant pays its workers' compensation premium to the State based on the rate for the GRP rather than its individual rate. The total savings are then calculated and each participant's individual performance is compared to the overall savings percentage of GRP. A participant will then either receive money from or be required to contribute to the "Equity Pooling Fund". The "equity pooling" arrangement insures that each participant shares equally in the overall performance of the GRP is limited to school districts that can meet the GRP's selection criteria. The firm of Gates McDonald & Co. provides administrative, cost control and actuarial services to the GRP.

The School District has established a medical self-insurance fund for School District employees and their covered dependents, in order to minimize the annual cost of medical insurance. The program is administered by the School District and is assisted by an outside third-party administrator. At year end, self-insurance was in effect with stop loss of \$150,000 per member and an aggregate stop-loss of \$4,544,186 for medical claims. Excess losses are insured by the Medical Mutual of Ohio plan.

Self-insurance for liability exposure is maintained in an internal service fund. The internal service fund is responsible for collecting interfund premiums from funds having payroll expenditures. The internal service fund is also responsible for paying claim settlements and administrative fees as invoiced by the Medical Mutual of Ohio plan as well as Advanced PCS, which administers the prescription plan.

The claims liability is \$1,483,500 reported in the self-insurance fund at June 30, 2007 is based on the liability for unpaid claims costs, including estimates of costs relating to incurred but not reported claims. The amount was based on an estimate provided by the third-party administrator. The change in the liability for the last two years is presented in the following table.

	<u>Balance at</u> <u>Beginning of Year</u>	<u>Current Year</u> <u>Claims</u>	<u>Claims</u> <u>Payments</u>	<u>Balance at</u> <u>End of Year</u>
2006	\$ 1,133,400	\$ 4,042,699	\$ 4,087,299	\$ 1,088,800
2007	\$ 1,088,800	\$ 7,728,828	\$ 7,334,128	\$ 1,483,500

Elyria City School District
Notes to the Basic Financial Statements
For the Fiscal Year Ended June 30, 2007

Note 11 – Defined Benefit Pension Plans

A. School Employees Retirement System

The School District contributes to the School Employees System of Ohio (SERS), a cost-sharing multiple employer defined pension system. SERS provides retirement and disability benefits, annual cost-of-living adjustments, and death benefits to plan members and beneficiaries. Authority to establish and amend benefits is provided by State statute per Chapter 3309 of the Ohio Revised Code. SERS issues a publicly available, stand-alone financial report that includes financial statements and required supplementary information. That report may be obtained by writing to the School Employees Retirement System, 300 East Board Street, Suite 100, Columbus, Ohio 43215-3746 or by calling (614) 222-5853. It is also posted on SERS' website, www.ohsers.org, under forms and publications.

Plan members are required to contribute 10 percent of their annual covered salary and the School District is required to contribute an actuarially determined rate. The current School District rate is 14 percent of annual covered payroll. A portion of the School District's contribution is used to fund pension obligations with the remainder being used to fund health care benefits; for fiscal year 2007, 10.68 percent of annual covered salary was the portion used to fund pension obligations. For fiscal year 2006, 10.58 percent of annual covered salary was the portion use to fund pension obligations. The contribution requirements of plan members and employers are established and may be amended, up to a statutory maximum amount, by SERS' Retirement Board. The School District's required contributions for pension obligations to SERS for the fiscal years ended June 30, 2007, 2006, and 2005 were \$970,263, \$1,072,776 and \$1,720,654, respectively; 39.9 percent has been contributed for fiscal year 2007 and 100 percent for the fiscal years 2006 and 2005. \$583,093 representing the unpaid contribution for fiscal year 2007 is recorded as a liability.

B. State Teachers Retirement System

The School District participates in the State Teachers Retirement System of Ohio (STRS), a cost-sharing multiple employer public employee retirement system. STRS provides retirement and disability benefits, annual cost-of-living adjustments, and death and survivor benefits to members and beneficiaries. Benefits are established by Chapter 3307 of the Ohio Revised Code. STRS issues a publicly available, stand alone financial report that includes financial statements and required supplementary information for STRS. That report may be obtained by writing to the State Teachers Retirement System, 275 East Broad Street, Columbus, Ohio 43215-3371, by calling (614) 227-4090, or by visiting the STRS' Ohio website at www.strsoh.org.

New members have a choice of three retirement plans, a Defined Benefit (DB) Plan, a Defined Contribution (DC) Plan and a Combined Plan. The DB Plan offers an annual retirement allowance based on final average salary times a percentage that varies based on years of service, or an allowance based on member contribution and earned interest matched by STRS Ohio funds times an actuarially determined annuity factor. The DC Plan allows members to place all their member contributions and employer contributions equal to 10.5 percent of earned compensation into an investment account. Investment decisions are made by the member. A member is eligible to receive a retirement benefit at age 50 and termination of employment. The Combined Plan offers features of both the DC Plan and DB Plan. In the Combined Plan, member contributions are invested by the member, and employer contributions are used to fund the defined benefit payment at a reduced level from the regular DB Plan.

Elyria City School District
Notes to the Basic Financial Statements
For the Fiscal Year Ended June 30, 2007

DC and Combined Plan members will transfer to the Defined Benefit Plan during their fifth year of membership unless they permanently select the DC or Combined Plan. Existing members with less than five years of service credit as of June 30, 2001, were given the option of making a one time irrevocable decision to transfer their account balances from the existing DB Plan into the DC Plan or the Combined Plan. This option expired on December 31, 2001. Benefits are established by Chapter 3307 of the Ohio Revised Code.

A DB or Combined Plan member with five or more years credited service who becomes disabled may qualify for a disability benefit. Eligible spouses and dependents of these active members who die before retirement may qualify for survivor benefits. Members in the DC Plan who become disabled are entitled only to their account balance. If a member dies before retirement benefits begin, the member's designated beneficiary is entitled to receive the member's account balance.

For the fiscal year ended June 30, 2007, plan members are required to contribute 10 percent of their annual covered salaries and the School District is required to contribute at an actuarially determined rate. The current rate is 14% of annual covered payroll; 13 percent was the portion used to fund pension obligations. Contribution rates are established by the State Teachers Retirement Board, upon recommendation of its consulting actuary, not to exceed statutory maximum rates of 10 percent for members and 14 percent for employers. Chapter 3307 of the Ohio Revised Code provides statutory authority for member and employer contributions.

The School District's required contributions for pension obligations to STRS for the fiscal years ended June 30, 2007, 2006, and 2005 were 4,834,128, \$4,567,078 and \$5,208,420, respectively; 82.7 percent has been contributed for fiscal year 2007 and 100 percent for the fiscal years 2006 and 2005. \$835,373 representing the unpaid contribution for fiscal year 2007 is recorded as a liability.

C. Social Security System

Effective July 1, 1991, all employees not otherwise covered by the School Employees Retirement System or the State Teachers Retirement System have an option to choose Social Security or the School Employees Retirement/State Teachers Retirement System. As of June 30, 2007, all members of the Board of Education have elected social security. The Board's liability is 6.2 percent of wages paid.

Note 12 – Postemployment Benefits

The School District provides comprehensive health care benefits to retired teachers and their dependents through the State Teachers Retirement System (STRS), and to retired non-certified employees and their dependents through the School Employees Retirement System (SERS). Benefits include hospitalization, physicians' fees, prescription drugs, and partial reimbursement of monthly Medicare premiums. Benefit provisions and the obligations to contribute are established by the Systems based on authority granted by State Statute. Both Systems are funded on a pay-as-you-go basis.

Elyria City School District
Notes to the Basic Financial Statements
For the Fiscal Year Ended June 30, 2007

STRS retirees who participated in the DB or combined plans and their dependents are eligible for health care coverage. The STRS Board has statutory authority over how much, if any, of the health care costs will be absorbed by STRS. All benefit recipients pay a portion of health care cost in the form of a monthly premium. By law, the cost of coverage paid from STRS funds is included in the employer contribution rate, currently 14 percent of covered payroll. For the fiscal years ended June 30, 2007, the board allocated employer contributions equal to 1 percent of covered payroll to the Health Care Stabilization Fund. For the School District, this amount equaled \$371,856 for fiscal year 2007.

STRS pays health care benefits from the Health Care Stabilization Fund. The balance in the Health Care Stabilization Fund was \$3.5 billion at June 30, 2006 (latest information available), and eligible benefit recipients totaled 119,184 and net health care costs paid by STRS were \$282,743,000.

For the School Employees Retirement System (SERS), coverage is made available to service retirees with ten or more fiscal years of qualifying service credit, and to disability and survivor benefit recipients. Effective January 1, 2004, all retirees and beneficiaries are required to pay a portion of their health care premium. The portion is based on years of service, Medicare eligibility, and retirement status. For this fiscal year, employer contributions to fund health care benefits were 3.42% of covered payroll.

In addition, SERS levies a surcharge to fund health care benefits equal to 14% of the difference between a minimum pay and the member's pay, pro-rated for partial service credit. For fiscal year 2006 (latest information available), the minimum pay has been established at \$35,800. The surcharge, added to the unallocated portion of the 14% contribution rate, provides for maintenance of the asset target level for the health care plan. For the School District, the amount of employer contributions used to fund health care equaled \$430,031, which includes a surcharge during the 2007 fiscal year.

Health care benefits are financed on a pay-as-you-go basis. Net health care costs for the year ending June 30, 2006 (latest information available) were \$158,751,207. The target level for the health fund is 150% of projected claims less premium contributions for the next fiscal year. As of June 30, 2006 (latest information available), the value of the health care fund was \$295.6 million, which is about 221% of next year's projected net health care cost. On the basis of actuarial projections, the allocated contributions will be insufficient, in the long term, to provide for a health care reserve equal to at least 150% of estimated annual claim costs. The number of participants eligible to receive benefits is 59,492.

Note 13 – Jointly Governed Organizations

Lake Erie Educational Computer Association The Lake Erie Educational Computer Association (LEECA) is a jointly governed organization among thirty school districts. The jointly governed organization was formed for the purpose of applying modern technology with the aid of the computers and other electronic equipment to administrative and instructional functions among districts. Each of the governments of these schools supports LEECA based upon a per pupil charge, dependent or designated representative from each participating school district and a representative from the fiscal agent. LEECA is governed by a Board of Directors chosen from the general membership of the LEECA assembly. The Board of Directors consists of a representative from the fiscal agent, and the chairman of each of the operating committees, and at least one Assembly member from each county in which the participating school districts are located.

Elyria City School District
Notes to the Basic Financial Statements
For the Fiscal Year Ended June 30, 2007

Financial information can be obtained by writing the Treasurer at the Educational Service Center of Lorain County, 1885 Lake Avenue, Elyria, Ohio 44035. During fiscal year 2007, the School District contributed \$33,070 to LEECA.

Note 14 – Contingencies

A. Grants

The School District received financial assistance from federal and state agencies in the form of grants. The expenditure of funds received under these programs generally requires compliance with terms and conditions specified in the grant agreements and are subject to audit by the grantor agencies. Any disallowed claims resulting from such audits could become a liability of the general fund or other applicable funds. However, in the opinion of management, any such disallowed claims will not have a material adverse effect on the overall financial position of the School District at June 30, 2007.

B. Litigation

The School District is party to legal proceedings. The School District is of the opinion that ultimate disposition of claims will not have a material effect, if any, on the financial condition of the School District.

Note 15 – Set-Aside Requirements

The School District is required by State statute to annually set aside in the general fund an amount based on a statutory formula for the purchase of textbooks and other instructional materials and an equal amount for the acquisition and construction of capital improvements. Amounts not spent by year-end or offset by similarly restricted resources received during the year must be held in cash at year-end and carried forward to be used for the same purposes in future years.

The following cash basis information describes the change in the fiscal year end set aside amounts for textbooks and capital acquisition. Disclosure of this information is required by State statute.

	Textbooks	Capital Improvement
Set-aside balance as of June 30, 2006	\$ (524,956)	\$ -
Current year set-aside requirement	1,136,075	1,136,075
Qualifying expenditures	(674,210)	(940,413)
Totals	\$ (63,091)	\$ 195,662
Balance carried forward to future years	\$ (63,091)	\$ 195,662

The School District had qualifying disbursements during the fiscal year that reduced the textbook set-aside amounts below zero. This extra amount may be used to reduce the set-aside requirements in future fiscal years.

Elyria City School District
Notes to the Basic Financial Statements
For the Fiscal Year Ended June 30, 2007

Note 16 – Accountability and Compliance

A. Accountability

As of June 30, 2007, three funds had deficit fund balances. These deficits were caused by the application of GAAP; namely in the reporting of various liabilities attributable to the fiscal year. These deficit balances will be eliminated by anticipated future intergovernmental revenues or other subsidies not recognized and recorded at June 30. The following funds had deficit balances:

	<u>Amount</u>
<u>Nonmajor Special Revenue Funds:</u>	
Termination Benefits	\$ 99,771
Entry Year Teacher	16,597
Alternative Schools	150

B. Compliance

Contrary to Ohio Revised Code 5705.41(b), the School District had two funds which reported expenditures and encumbrances exceeding appropriations as of June 30, 2007. The funds reporting these violations are the general fund in the amount of \$312,849 and the lunchroom/cafeteria enterprise fund in the amount of \$65,868.

Note 17 – Subsequent Event

On May 8, 2007 voters approved issuing general obligation bonds in the aggregate principal amount of \$45,000,000 and levying a property tax to retire those bonds. The general obligation bonds and additional 0.5 mill tax are to provide funds for the acquisition, construction enlargement, renovation, and financing of general permanent improvements.

On September 05, 2007 the School District issued the approved bonds in the amount of \$44,999,971. A portion of the principal of the bonds, together with other moneys available for the purpose, will be used to retire the School Districts outstanding \$5,000,000 School Improvement Notes, maturing on November 14, 2007.

The School District and the Ohio School Facilities Commission (OSCF) entered into a project agreement for the construction and acquisition of classroom facilities which are estimated to cost \$55,443,850.

This page is intentionally left blank.

*Combining Statements and
Individual Fund Schedules*

Combining Statements and Individual Fund Schedules

Combining Statements-Nonmajor Funds Nonmajor Special Revenue Funds

The Special Revenue funds are used to account for proceeds of specific revenue sources (other than expendable trusts, or for major capital projects) that are legally restricted to expenditure for specified purpose. Following is a description of the School District's nonmajor special revenue funds:

Special Trust Fund - This fund accounts for monies from local donations for the purpose of scholarships for students.

Uniform School Supplies Fund - This fund accounts for the purchase and sale of school supplies for use in the School District.

Rotary Fund - This fund accounts for all revenues and expense related to the following activities: high school bookstore, evening school, summer school and safety town.

Public School Support Fund - This fund accounts for school site sales revenue and expenditures for assemblies and other activity costs.

Local Grants Fund - This fund accounts for proceeds of specific revenue sources, except for State and Federal grants that are legally restricted to expenditures for specific purposes.

Termination Benefits Fund - This fund accounts for payments of termination benefits and for paying salaries when the number of pay periods exceeds the usual and customary for a year.

Athletic and Music Fund - This fund accounts for gate receipts and other revenues from athletic events and costs (except supplemental coaching contracts) of the athletic program, including transportation.

Auxiliary Services Fund - This fund accounts for State grant monies that provide services and materials to pupils attending non-public schools within the School District.

Educational Management Information Systems Fund - This fund accounts for State monies which support the costs associated with the requirements of the management information system.

Public School Preschool Fund - This fund accounts for State monies used to assist the School District paying the cost of preschool programs for three and four year olds.

Entry Year Teacher Fund - This fund accounts for stipends given to the mentor teachers.

Disadvantaged Pupil Impact Aid Fund - This fund accounts for State Monies received for disadvantage pupil impact aid.

Data Communications Fund - To account for revenues received from the state to be used to install and provide support costs for data communication links to connect any school to the local A-site.

SchoolNet Professional Development Fund - This fund accounts for State monies to assist staff in gaining knowledge of technology.

Combining Statements-Nonmajor Funds (continued)
Nonmajor Special Revenue Fund (continued)

Ohio Reads Grant Fund - This fund accounts for State monies to improve reading outcomes, especially on the fourth grade reading proficiency test and for volunteer coordinators in public schools and costs associated with volunteer coordination, for background checks for volunteers, to evaluate the Ohio Reads Program and for operating expenses associated with administering the program.

Summer School Fund – A fund to permit school districts to establish summer school remediation programs that serve as an extension of the regular school year for those students requiring remedial work prior to the beginning of the next school year.

Alternative School Fund – This fund accounts for monies used for alternative education for new and existing at risk and delinquent youths.

Poverty Aid Fund - This fund accounts for monies appropriated for poverty based assistance as part of the state foundation system. Programs included are academic intervention, all-day kindergarten, class-size reduction, Limited English Proficient students, professional development, dropout prevention and community outreach.

Miscellaneous State Grants Fund - This fund accounts for State monies which support academic and enrichment programs for the student body.

Adult Basic Education Fund - This fund accounts for Federal monies used for instructional programs for persons sixteen years of age and older who are not enrolled in school and who have less than a twelfth-grade education.

Title VI-B Fund - This fund accounts for Federal monies used to assist schools in the identification of handicapped children, development of procedural safeguards, and provision of full educational opportunities to handicapped children at the preschool, elementary and secondary levels.

Title III Fund - This fund accounts for monies to develop and carry out elementary and secondary school programs, including activities at the pre-school level, to meet the educational needs of children of limited English proficiency.

Title I Fund - This fund accounts for Federal monies used to assist the School District in meeting the special needs of educationally deprived children.

Title VI Fund - This fund accounts for monies which assist State and local educational agencies in the reform of elementary and secondary education.

Drug Free Schools Grant Fund - This fund accounts for Federal revenues which support the implementation of programs for drug abuse education and prevention.

Preschool Handicapped Grant Fund – This fund accounts for Federal monies, which provide for the cost of developing a public school preschool for handicapped and non-handicapped children.

Class Size Reduction Fund – This fund accounts for Federal monies used to reduce class sizes in elementary schools.

Combining Statements-Nonmajor Funds (continued)
Nonmajor Special Revenue Fund (continued)

Miscellaneous Federal Grants Fund - This fund accounts for various monies received through State agencies from the Federal government or directly from the Federal government which are not classified elsewhere.

Nonmajor Debt Service Fund

Bond Retirement Fund - This fund accounts for the accumulation of resources for, and the payment of, long-term debt principal, interest and fiscal charges.

Nonmajor Capital Projects Funds

Capital projects funds account for the acquisition, construction or improvement of capital facilities other than those financed by proprietary funds.

Permanent Improvement Fund - This fund accounts for property taxes levied to be used for various capital improvements within the School District.

SchoolNet Plus Fund - This fund accounts for State monies to be used to provide wiring to all classrooms that supports the transmission of voice, video and data, and to provide a computer workstation and related technology for every classroom.

Elyria City School District
Combining Balance Sheet
Nonmajor Governmental Funds
June 30, 2007

	Nonmajor Special Revenue Funds	Nonmajor Debt Service Fund	Nonmajor Capital Projects Funds	Total Nonmajor Governmental Funds
<u>Assets:</u>				
Equity in pooled cash and cash equivalents	\$ 3,218,044	\$ 27,183	\$ 123,775	\$ 3,369,002
Receivables:				
Intergovernmental	1,030,085	-	-	1,030,085
Total assets	<u>\$ 4,248,129</u>	<u>\$ 27,183</u>	<u>\$ 123,775</u>	<u>\$ 4,399,087</u>
<u>Liabilities and fund balance:</u>				
<u>Liabilities:</u>				
Accounts payable	\$ 62,724	\$ -	\$ 3,763	\$ 66,487
Accrued wages	814,442	-	-	814,442
Interfund payable	153,543	-	-	153,543
Intergovernmental payable	52,022	-	-	52,022
Pension obligation payable	331,458	-	-	331,458
Deferred revenue	3,250	-	-	3,250
Total liabilities	<u>1,417,439</u>	<u>-</u>	<u>3,763</u>	<u>1,421,202</u>
<u>Fund balance:</u>				
Reserved for encumbrances	325,673	-	81,687	407,360
Unreserved:				
Undesignated, reported in:				
Special revenue funds	2,505,017	-	-	2,505,017
Debt service fund	-	27,183	-	27,183
Capital projects funds	-	-	38,325	38,325
Total fund balance	<u>2,830,690</u>	<u>27,183</u>	<u>120,012</u>	<u>2,977,885</u>
Total liabilities and fund balance	<u>\$ 4,248,129</u>	<u>\$ 27,183</u>	<u>\$ 123,775</u>	<u>\$ 4,399,087</u>

Elyria City School District
Combining Statement of Revenues, Expenditures
and Changes in Fund Balances
Nonmajor Governmental Funds
For the Fiscal Year Ended June 30, 2007

	Nonmajor Special Revenue Funds	Nonmajor Debt Service Fund	Nonmajor Capital Projects Funds	Total Nonmajor Governmental Funds
<u>Revenues:</u>				
Intergovernmental	\$ 11,808,293	\$ -	\$ 52,890	\$ 11,861,183
Tuition and fees	248,437	-	-	248,437
Extracurricular activities	334,142	-	-	334,142
Gifts and donations	353,114	-	-	353,114
Charges for services	425	-	-	425
Miscellaneous	110,768	-	-	110,768
Total revenues	<u>12,855,179</u>	<u>-</u>	<u>52,890</u>	<u>12,908,069</u>
<u>Expenditures:</u>				
Current:				
Instruction:				
Regular	3,150,990	-	-	3,150,990
Special	2,279,882	-	-	2,279,882
Adult/Continuing	77,197	-	-	77,197
Other	507,908	-	-	507,908
Support services:				
Pupils	860,668	-	-	860,668
Instructional staff	2,513,835	-	-	2,513,835
Administration	729,620	-	-	729,620
Business	21,891	-	-	21,891
Operation and maintenance of plant	360,253	-	765,707	1,125,960
Pupil transportation	433,972	-	-	433,972
Central	204,856	-	52,684	257,540
Operation of non-instructional services	1,227,759	-	-	1,227,759
Extracurricular activities	433,325	-	-	433,325
Capital outlay	71,468	-	23,777	95,245
Total expenditures	<u>12,873,624</u>	<u>-</u>	<u>842,168</u>	<u>13,715,792</u>
Excess of revenues over (under) expenditures	<u>(18,445)</u>	<u>-</u>	<u>(789,278)</u>	<u>(807,723)</u>
<u>Other financing sources (uses):</u>				
Transfers in	983,000	-	-	983,000
Net change in fund balances	964,555	-	(789,278)	175,277
Fund balances at beginning of year	1,866,135	27,183	909,290	2,802,608
Fund balances at end of year	<u>\$ 2,830,690</u>	<u>\$ 27,183</u>	<u>\$ 120,012</u>	<u>\$ 2,977,885</u>

Elyria City School District
Combining Balance Sheet
Nonmajor Special Revenue Funds
June 30, 2007

	Special Trust	Uniform School Supplies	Rotary	Public School Support
<u>Assets:</u>				
Equity in pooled cash and cash equivalents	\$ 8,571	\$ 285,294	\$ 96,612	\$ 214,954
Receivables:				
Intergovernmental	-	-	-	-
Total assets	<u>\$ 8,571</u>	<u>\$ 285,294</u>	<u>\$ 96,612</u>	<u>\$ 214,954</u>
<u>Liabilities and fund balance :</u>				
<u>Liabilities:</u>				
Accounts payable	\$ -	\$ 1,426	\$ 1,050	\$ 4,527
Accrued wages	-	-	-	-
Interfund payable	-	-	-	-
Intergovernmental payable	-	-	115	-
Pension obligation payable	-	-	-	-
Deferred revenue	-	-	-	-
Total liabilities	<u>-</u>	<u>1,426</u>	<u>1,165</u>	<u>4,527</u>
<u>Fund balance:</u>				
Reserved for encumbrances	-	2,902	4,271	16,413
Unreserved:				
Undesignated, reported in:				
Special revenue funds	8,571	280,966	91,176	194,014
Total fund balance	<u>8,571</u>	<u>283,868</u>	<u>95,447</u>	<u>210,427</u>
Total liabilities and fund balance	<u>\$ 8,571</u>	<u>\$ 285,294</u>	<u>\$ 96,612</u>	<u>\$ 214,954</u>

Local Grants	Termination Benefits	Athletic and Music	Auxiliary Services	Education Management Information System	Public School Preschool	Entry Year Teacher
\$ 142,519	\$ 18,638	\$ 224,327	\$ 165,395	\$ 4,310	\$ 1,905	\$ -
-	-	-	-	-	-	-
<u>\$ 142,519</u>	<u>\$ 18,638</u>	<u>\$ 224,327</u>	<u>\$ 165,395</u>	<u>\$ 4,310</u>	<u>\$ 1,905</u>	<u>\$ -</u>
\$ -	\$ -	\$ 146	\$ 6,042	\$ -	\$ -	\$ -
554	-	-	28,438	595	-	931
6,542	-	-	-	-	-	15,400
126	-	-	3,023	88	-	136
1,164	118,409	-	6,478	1,250	-	130
-	-	-	-	-	-	-
<u>8,386</u>	<u>118,409</u>	<u>146</u>	<u>43,981</u>	<u>1,933</u>	<u>-</u>	<u>16,597</u>
1,629	-	2,569	114,355	-	-	-
<u>132,504</u>	<u>(99,771)</u>	<u>221,612</u>	<u>7,059</u>	<u>2,377</u>	<u>1,905</u>	<u>(16,597)</u>
<u>134,133</u>	<u>(99,771)</u>	<u>224,181</u>	<u>121,414</u>	<u>2,377</u>	<u>1,905</u>	<u>(16,597)</u>
<u>\$ 142,519</u>	<u>\$ 18,638</u>	<u>\$ 224,327</u>	<u>\$ 165,395</u>	<u>\$ 4,310</u>	<u>\$ 1,905</u>	<u>\$ -</u>

(Continued)

Elyria City School District
Combining Balance Sheet
Nonmajor Special Revenue Funds
June 30, 2007

	Disadvantaged Pupil Impact Aid	Data Communication	SchoolNet Professional Development	Ohio Reads Grant
<u>Assets:</u>				
Equity in pooled cash and cash equivalents	\$ -	\$ 13,415	\$ 3,551	\$ 9,577
Receivables:				
Intergovernmental	-	-	-	13,401
Total assets	<u>\$ -</u>	<u>\$ 13,415</u>	<u>\$ 3,551</u>	<u>\$ 22,978</u>
<u>Liabilities and fund balance :</u>				
<u>Liabilities:</u>				
Accounts payable	\$ -	\$ 800	\$ -	\$ 107
Accrued wages	-	1,404	-	-
Interfund payable	-	-	-	13,068
Intergovernmental payable	-	305	9	89
Pension obligation payable	-	3,784	-	-
Deferred revenue	-	-	-	-
Total liabilities	<u>-</u>	<u>6,293</u>	<u>9</u>	<u>13,264</u>
<u>Fund balance:</u>				
Reserved for encumbrances	-	5,685	400	9,392
Unreserved:				
Undesignated, reported in:				
Special revenue funds	-	1,437	3,142	322
Total fund balance	<u>-</u>	<u>7,122</u>	<u>3,542</u>	<u>9,714</u>
Total liabilities and fund balance	<u>\$ -</u>	<u>\$ 13,415</u>	<u>\$ 3,551</u>	<u>\$ 22,978</u>

Summer School	Alternative School	Poverty Aid	Miscellaneous State Grants	Adult Basic Education	Title VI-B	Title III
\$ 10,874	\$ 202	\$ 1,318,492	\$ 25,124	\$ 6,259	\$ 301,825	\$ -
-	32,894	-	27,017	16,959	261,574	-
<u>\$ 10,874</u>	<u>\$ 33,096</u>	<u>\$ 1,318,492</u>	<u>\$ 52,141</u>	<u>\$ 23,218</u>	<u>\$ 563,399</u>	<u>\$ -</u>
\$ -	\$ -	\$ -	\$ 141	\$ -	\$ 27,942	\$ -
-	-	337,798	1,184	8,957	154,298	-
-	32,415	-	4,987	-	-	-
-	773	19,793	147	861	9,813	-
-	58	72,653	3,307	3,385	61,808	-
-	-	-	3,250	-	-	-
-	33,246	430,244	13,016	13,203	253,861	-
-	202	3,768	13,405	537	53,505	-
10,874	(352)	884,480	25,720	9,478	256,033	-
10,874	(150)	888,248	39,125	10,015	309,538	-
<u>\$ 10,874</u>	<u>\$ 33,096</u>	<u>\$ 1,318,492</u>	<u>\$ 52,141</u>	<u>\$ 23,218</u>	<u>\$ 563,399</u>	<u>\$ -</u>

(Continued)

Elyria City School District
Combining Balance Sheet
Nonmajor Special Revenue Funds
June 30, 2007

	Title I	Title VI	Drug Free School Grant	PreSchool Handicapped Grant
<u>Assets:</u>				
Equity in pooled cash and cash equivalents	\$ 276,782	\$ 3,743	\$ 2,524	\$ 6,119
Receivables:				
Intergovernmental	485,447	1,625	6,002	6,730
Total assets	<u>\$ 762,229</u>	<u>\$ 5,368</u>	<u>\$ 8,526</u>	<u>\$ 12,849</u>
<u>Liabilities and fund balance :</u>				
<u>Liabilities:</u>				
Accounts payable	\$ 19,388	\$ 681	\$ -	\$ -
Accrued wages	209,905	-	5,438	6,969
Interfund payable	48,104	-	-	-
Intergovernmental payable	12,312	36	296	361
Pension obligation payable	42,212	-	2,745	2,051
Deferred revenue	-	-	-	-
Total liabilities	<u>331,921</u>	<u>717</u>	<u>8,479</u>	<u>9,381</u>
<u>Fund balance:</u>				
Reserved for encumbrances	75,924	2,757	-	456
Unreserved:				
Undesignated, reported in:				
Special revenue funds	354,384	1,894	47	3,012
Total fund balance	<u>430,308</u>	<u>4,651</u>	<u>47</u>	<u>3,468</u>
Total liabilities and fund balance	<u>\$ 762,229</u>	<u>\$ 5,368</u>	<u>\$ 8,526</u>	<u>\$ 12,849</u>

<u>Class Size Reduction</u>	<u>Miscellaneous Federal Grant</u>	<u>Total Nonmajor Special Revenue Funds</u>
\$ 45,004	\$ 32,028	\$ 3,218,044
<u>143,861</u>	<u>34,575</u>	<u>1,030,085</u>
<u>\$ 188,865</u>	<u>\$ 66,603</u>	<u>\$ 4,248,129</u>
\$ 312	\$ 162	\$ 62,724
53,616	4,355	814,442
-	33,027	153,543
3,041	698	52,022
7,774	4,250	331,458
-	-	3,250
<u>64,743</u>	<u>42,492</u>	<u>1,417,439</u>
3,668	13,835	325,673
<u>120,454</u>	<u>10,276</u>	<u>2,505,017</u>
<u>124,122</u>	<u>24,111</u>	<u>2,830,690</u>
<u>\$ 188,865</u>	<u>\$ 66,603</u>	<u>\$ 4,248,129</u>

Elyria City School District
Combining Statement of Revenues, Expenditures
and Changes in Fund Balances
Nonmajor Special Revenue Funds
For the Fiscal Year Ended June 30, 2007

	Special Trust	Uniform School Supplies	Rotary	Public School Support
<u>Revenues:</u>				
Intergovernmental	\$ -	\$ -	\$ -	\$ -
Tuition and fees	-	248,437	-	-
Extracurricular activities	-	-	-	170,076
Gifts and donations	7,872	-	105,593	82,411
Charges for services	-	-	425	-
Miscellaneous	-	-	4,890	38,514
Total revenues	<u>7,872</u>	<u>248,437</u>	<u>110,908</u>	<u>291,001</u>
<u>Expenditures:</u>				
Current:				
Instruction:				
Regular	-	283,425	14,234	-
Special	-	-	-	-
Adult/continuing	-	-	-	-
Other	-	-	-	-
Support services:				
Pupils	-	-	-	-
Instructional staff	-	-	43,149	-
Administration	-	-	-	-
Business	-	-	-	-
Operation and maintenance of plant	-	-	-	-
Pupil transportation	-	-	-	-
Central	-	-	1,050	-
Operation of non-instructional services:	-	-	2,667	-
Extracurricular activities	-	-	-	245,999
Capital outlay	-	-	3,800	3,777
Total expenditures	<u>-</u>	<u>283,425</u>	<u>64,900</u>	<u>249,776</u>
Excess of revenues over (under) expenditures	<u>7,872</u>	<u>(34,988)</u>	<u>46,008</u>	<u>41,225</u>
<u>Other financing sources (uses):</u>				
Transfers in	-	-	-	-
Net change in fund balances	7,872	(34,988)	46,008	41,225
Fund balances (deficit) at beginning of year	699	318,856	49,439	169,202
Fund balances (deficit) at end of year	<u>\$ 8,571</u>	<u>\$ 283,868</u>	<u>\$ 95,447</u>	<u>\$ 210,427</u>

Local Grants	Termination Benefits	Athletic and Music	Auxiliary Services	Education Management Information System	Public School Preschool	Entry Year Teacher
\$ -	\$ -	\$ -	\$ 1,063,058	\$ 25,600	\$ 84,915	\$ -
-	-	-	-	-	-	-
-	-	164,066	-	-	-	-
146,004	-	11,234	-	-	-	-
-	-	-	-	-	-	-
21,777	-	26,041	-	-	-	-
<u>167,781</u>	<u>-</u>	<u>201,341</u>	<u>1,063,058</u>	<u>25,600</u>	<u>84,915</u>	<u>-</u>
21,215	805,815	-	-	-	-	-
-	-	-	-	-	59,134	15,209
-	-	-	-	-	-	-
-	-	-	-	-	-	-
2,009	-	-	-	-	-	-
303	260,014	-	-	-	15,080	-
-	-	-	-	-	9,496	2,534
-	-	-	-	-	-	-
-	-	-	-	-	-	-
26,926	-	-	-	50,610	-	-
-	-	-	1,059,167	-	-	-
4,363	-	182,963	-	-	-	-
-	-	-	13,078	-	-	-
<u>54,816</u>	<u>1,065,829</u>	<u>182,963</u>	<u>1,072,245</u>	<u>50,610</u>	<u>83,710</u>	<u>17,743</u>
<u>112,965</u>	<u>(1,065,829)</u>	<u>18,378</u>	<u>(9,187)</u>	<u>(25,010)</u>	<u>1,205</u>	<u>(17,743)</u>
<u>-</u>	<u>983,000</u>	<u>-</u>	<u>-</u>	<u>-</u>	<u>-</u>	<u>-</u>
112,965	(82,829)	18,378	(9,187)	(25,010)	1,205	(17,743)
21,168	(16,942)	205,803	130,601	27,387	700	1,146
<u>\$ 134,133</u>	<u>\$ (99,771)</u>	<u>\$ 224,181</u>	<u>\$ 121,414</u>	<u>\$ 2,377</u>	<u>\$ 1,905</u>	<u>\$ (16,597)</u>

(Continued)

Elyria City School District
Combining Statement of Revenues, Expenditures
and Changes in Fund Balances
Nonmajor Special Revenue Funds
For the Fiscal Year Ended June 30, 2007

	Disadvantaged Pupil Impact Aid	Data Communication	SchoolNet Professional Development	Ohio Reads Grant
<u>Revenues:</u>				
Intergovernmental	\$ 60	\$ 57,000	\$ 4,894	\$ 64,000
Tuition and fees	-	-	-	-
Extracurricular activities	-	-	-	-
Gifts and donations	-	-	-	-
Charges for services	-	-	-	-
Miscellaneous	-	-	-	-
Total revenues	<u>60</u>	<u>57,000</u>	<u>4,894</u>	<u>64,000</u>
<u>Expenditures:</u>				
Current:				
Instruction:				
Regular	-	-	-	44,522
Special	-	-	-	-
Adult/continuing	-	-	-	-
Other	-	-	-	-
Support services:				
Pupils	-	-	-	5,549
Instructional staff	-	-	-	3,611
Administration	-	-	-	-
Business	-	-	-	-
Operation and maintenance of plant	-	-	-	-
Pupil transportation	-	-	-	2,792
Central	-	81,896	2,559	-
Operation of non-instructional services:				
Extracurricular activities	-	-	-	-
Capital outlay	-	-	-	-
Total expenditures	<u>-</u>	<u>81,896</u>	<u>2,559</u>	<u>56,474</u>
Excess of revenues over (under) expenditures	<u>60</u>	<u>(24,896)</u>	<u>2,335</u>	<u>7,526</u>
<u>Other financing sources (uses):</u>				
Transfers in	-	-	-	-
Net change in fund balance	60	(24,896)	2,335	7,526
Fund balances (deficit) at beginning of year	(60)	32,018	1,207	2,188
Fund balances (deficit) at end of year	<u>\$ -</u>	<u>\$ 7,122</u>	<u>\$ 3,542</u>	<u>\$ 9,714</u>

Summer School	Alternative School	Poverty Aid	Miscellaneous State Grants	Adult Basic Education	Title VI-B	Title III
\$ -	\$ 204,697	\$ 4,103,805	\$ 100,421	\$ 165,030	\$ 2,164,825	\$ 6,115
-	-	-	-	-	-	-
-	-	-	-	-	-	-
-	-	-	-	-	-	-
-	-	-	-	-	-	-
-	204,697	4,103,805	100,421	165,030	2,164,825	6,115
-	89,121	1,783,952	18,816	-	1,481	-
-	-	75,622	22,865	-	259,126	-
-	-	-	-	77,197	-	-
-	-	507,908	-	-	-	-
-	-	122,399	23,522	2,961	382,589	-
-	19,984	166,659	480	83,648	1,123,259	-
-	98,141	248,737	3,342	3,036	170,071	-
-	-	-	-	-	-	-
-	-	358,832	-	-	1,421	-
-	-	347,778	-	-	27,876	-
-	-	-	-	-	-	-
-	-	26,632	-	-	119,892	-
-	-	-	-	-	-	-
-	-	-	-	-	8,020	-
-	207,246	3,638,519	69,025	166,842	2,093,735	-
-	(2,549)	465,286	31,396	(1,812)	71,090	6,115
-	-	-	-	-	-	-
-	(2,549)	465,286	31,396	(1,812)	71,090	6,115
10,874	2,399	422,962	7,729	11,827	238,448	(6,115)
\$ 10,874	\$ (150)	\$ 888,248	\$ 39,125	\$ 10,015	\$ 309,538	\$ -

(Continued)

Elyria City School District
Combining Statement of Revenues, Expenditures
and Changes in Fund Balances
Nonmajor Special Revenue Funds
For the Fiscal Year Ended June 30, 2007

	Title I	Title VI	Drug Free School Grant	PreSchool Handicapped Grant
<u>Revenues:</u>				
Intergovernmental	\$ 2,637,786	\$ 19,633	\$ 41,420	\$ 76,106
Tuition and fees	-	-	-	-
Extracurricular activities	-	-	-	-
Gifts and donations	-	-	-	-
Charges for services	-	-	-	-
Miscellaneous	-	-	-	-
Total revenues	<u>2,637,786</u>	<u>19,633</u>	<u>41,420</u>	<u>76,106</u>
<u>Expenditures:</u>				
Current:				
Instruction:				
Regular	51,544	-	-	-
Special	1,380,899	-	-	4,912
Adult/continuing	-	-	-	-
Other	-	-	-	-
Support services:				
Pupils	82,458	-	47,130	-
Instructional staff	601,213	23,927	-	25,059
Administration	125,960	-	-	47,296
Business	-	-	-	-
Operation and maintenance of plant	-	-	-	-
Pupil transportation	49,706	-	-	-
Central	-	-	-	-
Operation of non-instructional services:	18,482	919	-	-
Extracurricular activities	-	-	-	-
Capital outlay	32,136	-	-	-
Total expenditures	<u>2,342,398</u>	<u>24,846</u>	<u>47,130</u>	<u>77,267</u>
Excess of revenues over (under) expenditures	<u>295,388</u>	<u>(5,213)</u>	<u>(5,710)</u>	<u>(1,161)</u>
<u>Other financing sources (uses):</u>				
Transfers in	-	-	-	-
Net change in fund balance	295,388	(5,213)	(5,710)	(1,161)
Fund balances (deficit) at beginning of year	134,920	9,864	5,757	4,629
Fund balances (deficit) at end of year	<u>\$ 430,308</u>	<u>\$ 4,651</u>	<u>\$ 47</u>	<u>\$ 3,468</u>

Class Size Reduction	Miscellaneous Federal Grant	Total Nonmajor Special Revenue Funds
\$ 648,458	\$ 340,470	\$ 11,808,293
-	-	248,437
-	-	334,142
-	-	353,114
-	-	425
-	19,546	110,768
<u>648,458</u>	<u>360,016</u>	<u>12,855,179</u>
-	36,865	3,150,990
462,115	-	2,279,882
-	-	77,197
-	-	507,908
-	192,051	860,668
93,733	53,716	2,513,835
-	21,007	729,620
-	21,891	21,891
-	-	360,253
-	5,820	433,972
-	41,815	204,856
-	-	1,227,759
-	-	433,325
-	10,657	71,468
<u>555,848</u>	<u>383,822</u>	<u>12,873,624</u>
<u>92,610</u>	<u>(23,806)</u>	<u>(18,445)</u>
-	-	<u>983,000</u>
92,610	(23,806)	964,555
31,512	47,917	1,866,135
<u>\$ 124,122</u>	<u>\$ 24,111</u>	<u>\$ 2,830,690</u>

Elyria City School District
Combining Balance Sheet
Nonmajor Capital Projects Funds
June 30, 2007

	Permanent Improvement	SchoolNet Plus	Total Nonmajor Capital Projects Funds
<u>Assets:</u>			
Equity in pooled cash and cash equivalents	\$ 123,374	\$ 401	\$ 123,775
Total assets	\$ 123,374	\$ 401	\$ 123,775
 <u>Liabilities and fund balance :</u>			
<u>Liabilities:</u>			
Accounts payable	\$ 3,763	\$ -	\$ 3,763
Total liabilities	3,763	-	3,763
 <u>Fund balance:</u>			
Reserved for encumbrances	81,687	-	81,687
Unreserved:			
Undesignated, reported in:			
Capital projects funds	37,924	401	38,325
Total fund balance	119,611	401	120,012
Total liabilities and fund balance	\$ 123,374	\$ 401	\$ 123,775

Elyria City School District
Combining Statement of Revenues, Expenditures
and Changes in Fund Balances
Nonmajor Capital Projects Funds
For the Fiscal Year Ended June 30, 2007

	<u>Permanent Improvement</u>	<u>SchoolNet Plus</u>	<u>Total Nonmajor Capital Projects Funds</u>
<u>Revenues:</u>			
Intergovernmental	\$ -	\$ 52,890	\$ 52,890
Total revenues	<u>-</u>	<u>52,890</u>	<u>52,890</u>
<u>Expenditures:</u>			
Current:			
Support services:			
Operation and maintenance of plant	765,707	-	765,707
Central	-	52,684	52,684
Capital outlay	<u>23,777</u>	<u>-</u>	<u>23,777</u>
Total expenditures	<u>789,484</u>	<u>52,684</u>	<u>842,168</u>
Net change in fund balances	(789,484)	206	(789,278)
Fund balances at beginning of year	<u>909,095</u>	<u>195</u>	<u>909,290</u>
Fund balances at end of year	<u>\$ 119,611</u>	<u>\$ 401</u>	<u>\$ 120,012</u>

*Individual Fund Schedules of Revenues, Expenditures and Changes in
Fund Balance – Budget (Non-GAAP Basis) and Actual
Governmental Funds – Nonmajor*

Elyria City School District
Schedule of Revenues, Expenditures and Changes in
Fund Balance - Budget (Non-GAAP Basis) and Actual
For the Fiscal Year Ended June 30, 2007

Special Trust Fund

	Final Budget	Actual	Variance with Final Budget Positive (Negative)
<u>Revenues:</u>			
Gifts and donations	\$ 5,876	\$ 7,872	\$ 1,996
<u>Expenditures:</u>			
Current:			
Operation of food services	6,575	-	6,575
Net change in fund balance	(699)	7,872	8,571
Fund balance at beginning of year	699	699	-
Fund balance at end of year	\$ -	\$ 8,571	\$ 8,571

Uniform School Supplies Fund

	Final Budget	Actual	Variance with Final Budget Positive (Negative)
<u>Revenues:</u>			
Tuition and fees	\$ 344,646	\$ 248,437	\$ (96,209)
<u>Expenditures:</u>			
Current:			
Instruction:			
Regular	556,378	291,253	265,125
Special	86,721	-	86,721
Total expenditures	643,099	291,253	351,846
Net change in fund balance	(298,453)	(42,816)	255,637
Fund balance at beginning of year	320,912	320,912	-
Prior year encumbrances appropriated	2,987	2,987	-
Fund balance at end of year	\$ 25,446	\$ 281,083	\$ 255,637

Elyria City School District
Schedule of Revenues, Expenditures and Changes in
Fund Balance - Budget (Non-GAAP Basis) and Actual
For the Fiscal Year Ended June 30, 2007

Rotary Fund

	Final Budget	Actual	Variance with Final Budget Positive (Negative)
<u>Revenues:</u>			
Charges for services	\$ 425	\$ 425	\$ -
Gifts and donations	152,137	105,593	(46,544)
Miscellaneous	4,890	4,890	-
Total revenues	<u>157,452</u>	<u>110,908</u>	<u>(46,544)</u>
<u>Expenditures:</u>			
Current:			
Instruction:			
Regular	53,835	20,355	33,480
Adult/continuing	5	-	5
Support services:			
Instructional staff	66,328	43,358	22,970
Central	8,846	3,000	5,846
Operation of non-instructional services	4,667	2,667	2,000
Total expenditures	<u>133,681</u>	<u>69,380</u>	<u>64,301</u>
Excess of revenues over (under) expenditures	<u>23,771</u>	<u>41,528</u>	<u>17,757</u>
<u>Other financing sources (uses):</u>			
Advances out	<u>(96,183)</u>	<u>(48,091)</u>	<u>48,092</u>
Net change in fund balance	(72,412)	(6,563)	65,849
Fund balance at beginning of year	97,855	97,855	-
Fund balance at end of year	<u>\$ 25,443</u>	<u>\$ 91,292</u>	<u>\$ 65,849</u>

Public School Support Fund

	Final Budget	Actual	Variance with Final Budget Positive (Negative)
<u>Revenues:</u>			
Extracurricular activities	\$ 170,076	\$ 170,076	\$ -
Gifts and donations	82,411	82,411	-
Miscellaneous	38,514	38,514	-
Total revenues	<u>291,001</u>	<u>291,001</u>	<u>-</u>
<u>Expenditures:</u>			
Current:			
Instruction:			
Extracurricular activities	275,125	265,767	9,358
Net change in fund balance	15,876	25,234	9,358
Fund balance at beginning of year	168,165	168,165	-
Prior year encumbrances appropriated	2,220	2,220	-
Fund balance at end of year	<u>\$ 186,261</u>	<u>\$ 195,619</u>	<u>\$ 9,358</u>

Elyria City School District
Schedule of Revenues, Expenditures and Changes in
Fund Balance - Budget (Non-GAAP Basis) and Actual
For the Fiscal Year Ended June 30, 2007

Local Grants Fund

	Final Budget	Actual	Variance with Final Budget Positive (Negative)
<u>Revenues:</u>			
Gifts and donations	\$ 149,052	\$ 146,004	\$ (3,048)
Miscellaneous	21,777	21,777	-
Total revenues	<u>170,829</u>	<u>167,781</u>	<u>(3,048)</u>
<u>Expenditures:</u>			
Current:			
Instruction:			
Regular	141,478	28,857	112,621
Support services:			
Pupils	2,567	2,009	558
Instructional staff	670	303	367
Administration	11,000	-	11,000
Pupil transportation	300	-	300
Central	30,436	26,456	3,980
Extracurricular activities	13,212	4,642	8,570
Total expenditures	<u>199,663</u>	<u>62,267</u>	<u>137,396</u>
Excess of revenues over (under) expenditures	<u>(28,834)</u>	<u>105,514</u>	<u>134,348</u>
<u>Other financing sources (uses):</u>			
Advances in	6,542	6,542	-
Advances out	(10,319)	(10,319)	-
Total other financing sources (uses)	<u>(3,777)</u>	<u>(3,777)</u>	<u>-</u>
Net change in fund balance	(32,611)	101,737	134,348
Fund balance at beginning of year	35,105	35,105	-
Prior year encumbrances appropriated	4,047	4,047	-
Fund balance at end of year	<u>\$ 6,541</u>	<u>\$ 140,889</u>	<u>\$ 134,348</u>

Elyria City School District
Schedule of Revenues, Expenditures and Changes in
Fund Balance - Budget (Non-GAAP Basis) and Actual
For the Fiscal Year Ended June 30, 2007

Termination Benefits

	Revised Budget	Actual	Variance Favorable (Unfavorable)
<u>Revenues:</u>			
Total revenues	\$ -	\$ -	\$ -
<u>Expenditures:</u>			
Current:			
Instruction:			
Regular	852,279	802,630	49,649
Support services:			
Instructional staff	130,721	161,732	(31,011)
Total expenditures	983,000	964,362	18,638
Excess of revenues over (under) expenditures	(983,000)	(964,362)	18,638
<u>Other financing sources (uses):</u>			
Transfers in	983,000	983,000	-
Net change in fund balance	-	18,638	18,638
Fund balances at beginning of year	-	-	-
Fund balances at end of year	\$ -	\$ 18,638	\$ 18,638

Athletic and Music Fund

	Final Budget	Actual	Variance with Final Budget Positive (Negative)
<u>Revenues:</u>			
Extracurricular activities	\$ 164,066	\$ 164,066	\$ -
Gifts and donations	11,234	11,234	-
Miscellaneous	26,041	26,041	-
Total revenues	201,341	201,341	-
<u>Expenditures:</u>			
Current:			
Support services:			
Fiscal	31,000	-	31,000
Extracurricular activities	247,561	185,388	62,173
Total expenditures	278,561	185,388	93,173
Net change in fund balance	(77,220)	15,953	93,173
Fund balance at beginning of year	200,161	200,161	-
Prior year encumbrances appropriated	5,642	5,642	-
Fund balance at end of year	\$ 128,583	\$ 221,756	\$ 93,173

Elyria City School District
Schedule of Revenues, Expenditures and Changes in
Fund Balance - Budget (Non-GAAP Basis) and Actual
For the Fiscal Year Ended June 30, 2007

Auxiliary Services Fund

	Final Budget	Actual	Variance with Final Budget Positive (Negative)
<u>Revenues:</u>			
Intergovernmental	\$ 1,086,395	\$ 1,063,058	\$ (23,337)
<u>Expenditures:</u>			
Current:			
Operation of non-instructional services	1,323,917	1,255,005	68,912
Net change in fund balance	(237,522)	(191,947)	45,575
Fund balance at beginning of year	129,744	129,744	-
Prior year encumbrances appropriated	107,778	107,778	-
Fund balance at end of year	<u>\$ -</u>	<u>\$ 45,575</u>	<u>\$ 45,575</u>

Education Management Information Systems Fund

	Final Budget	Actual	Variance with Final Budget Positive (Negative)
<u>Revenues:</u>			
Intergovernmental	\$ 26,691	\$ 25,600	\$ (1,091)
<u>Expenditures:</u>			
Current:			
Instruction:			
Central	57,551	52,151	5,400
Net change in fund balance	(30,860)	(26,551)	4,309
Fund balance at beginning of year	29,770	29,770	-
Prior year encumbrances appropriated	1,090	1,090	-
Fund balance at end of year	<u>\$ -</u>	<u>\$ 4,309</u>	<u>\$ 4,309</u>

Elyria City School District
Schedule of Revenues, Expenditures and Changes in
Fund Balance - Budget (Non-GAAP Basis) and Actual
For the Fiscal Year Ended June 30, 2007

Public School Preschool Fund

	Final Budget	Actual	Variance with Final Budget Positive (Negative)
<u>Revenues:</u>			
Intergovernmental	\$ 85,487	\$ 85,487	\$ -
<u>Expenditures:</u>			
Current:			
Instruction:			
Special	59,134	59,134	-
Instructional staff	15,080	15,080	-
Administration	12,606	10,701	1,905
Total expenditures	86,820	84,915	1,905
Net change in fund balance	(1,333)	572	1,905
Fund balance at beginning of year	1,333	1,333	-
Fund balance at end of year	\$ -	\$ 1,905	\$ 1,905

Entry Year Programs Fund

	Final Budget	Actual	Variance with Final Budget Positive (Negative)
<u>Revenues:</u>			
Intergovernmental	\$ 3,006	\$ -	\$ (3,006)
<u>Expenditures:</u>			
Current:			
Instruction:			
Special	17,998	15,331	2,667
Administration	3,074	2,735	339
Total expenditures	21,072	18,066	3,006
Excess of revenues over (under) expenditures	(18,066)	(18,066)	-
<u>Other financing sources (uses):</u>			
Advances in	15,400	15,400	-
Net change in fund balance	(2,666)	(2,666)	-
Fund balance at beginning of year	2,666	2,666	-
Fund balance at end of year	\$ -	\$ -	\$ -

Elyria City School District
Schedule of Revenues, Expenditures and Changes in
Fund Balance - Budget (Non-GAAP Basis) and Actual
For the Fiscal Year Ended June 30, 2007

Disadvantaged Pupil Impact Aid Fund

	Final Budget	Actual	Variance with Final Budget Positive (Negative)
<u>Revenues:</u>			
Total revenues	\$ -	\$ -	\$ -
<u>Expenditures:</u>			
Total expenditures	-	-	-
Net change in fund balance	-	-	-
Fund balance at beginning of year	-	-	-
Fund balance at end of year	<u>\$ -</u>	<u>\$ -</u>	<u>\$ -</u>

Data Communication Fund

	Final Budget	Actual	Variance with Final Budget Positive (Negative)
<u>Revenues:</u>			
Intergovernmental	\$ 57,000	\$ 57,000	\$ -
<u>Expenditures:</u>			
Current:			
Central	94,905	87,175	7,730
Net change in fund balance	(37,905)	(30,175)	7,730
Fund balance at beginning of year	37,906	37,906	-
Fund balance at end of year	<u>\$ 1</u>	<u>\$ 7,731</u>	<u>\$ 7,730</u>

Elyria City School District
Schedule of Revenues, Expenditures and Changes in
Fund Balance - Budget (Non-GAAP Basis) and Actual
For the Fiscal Year Ended June 30, 2007

SchoolNet Professional Development Fund

	Final Budget	Actual	Variance with Final Budget Positive (Negative)
<u>Revenues:</u>			
Intergovernmental	\$ 4,894	\$ 4,894	\$ -
<u>Expenditures:</u>			
Current:			
Support services:			
Central	5,243	3,686	1,557
Net change in fund balance	(349)	1,208	1,557
Fund balance at beginning of year	1,413	1,413	-
Prior year encumbrances appropriated	530	530	-
Fund balance at end of year	<u>\$ 1,594</u>	<u>\$ 3,151</u>	<u>\$ 1,557</u>

Ohio Reads Grant Fund

	Final Budget	Actual	Variance with Final Budget Positive (Negative)
<u>Revenues:</u>			
Intergovernmental	\$ 50,932	\$ 50,599	\$ (333)
<u>Expenditures:</u>			
Current:			
Instruction:			
Regular	56,482	56,238	244
Special	78	-	78
Support services:			
Pupils	8,503	7,882	621
Instructional staff	3,303	3,603	(300)
Pupil transportation	2,560	2,792	(232)
Total expenditures	70,926	70,515	411
Excess of revenues over (under) expenditures	(19,994)	(19,916)	78
<u>Other financing sources (uses):</u>			
Advances in	13,068	13,068	-
Net change in fund balance	(6,926)	(6,848)	78
Fund balance at beginning of year	1,496	1,496	-
Prior year encumbrances appropriated	5,430	5,430	-
Fund balance at end of year	<u>\$ -</u>	<u>\$ 78</u>	<u>\$ 78</u>

Elyria City School District
Schedule of Revenues, Expenditures and Changes in
Fund Balance - Budget (Non-GAAP Basis) and Actual
For the Fiscal Year Ended June 30, 2007

Summer School Fund

	Final Budget	Actual	Variance with Final Budget Positive (Negative)
<u>Revenues:</u>			
Total revenues	\$ -	\$ -	\$ -
<u>Expenditures:</u>			
Current:			
Instruction:			
Regular	10,874	-	10,874
Net change in fund balance	(10,874)	-	10,874
Fund balance at beginning of year	10,874	10,874	-
Fund balance at end of year	<u>\$ -</u>	<u>\$ 10,874</u>	<u>\$ 10,874</u>

Alternative School Fund

	Final Budget	Actual	Variance with Final Budget Positive (Negative)
<u>Revenues:</u>			
Intergovernmental	\$ 172,283	\$ 171,803	\$ (480)
<u>Expenditures:</u>			
Current:			
Instruction:			
Regular	87,977	89,013	(1,036)
Instructional staff	21,911	19,984	1,927
Administration	97,754	98,165	(411)
Total expenditures	207,642	207,162	480
Excess of revenues over (under) expenditures	(35,359)	(35,359)	-
<u>Other financing sources (uses):</u>			
Advances in	32,415	32,415	-
Net change in fund balance	(2,944)	(2,944)	-
Fund balance at beginning of year	1,409	1,409	-
Prior year encumbrances appropriated	1,535	1,535	-
Fund balance at end of year	<u>\$ -</u>	<u>\$ -</u>	<u>\$ -</u>

Elyria City School District
Schedule of Revenues, Expenditures and Changes in
Fund Balance - Budget (Non-GAAP Basis) and Actual
For the Fiscal Year Ended June 30, 2007

Poverty Aid Fund

	Revised Budget	Actual	Variance Favorable (Unfavorable)
<u>Revenues:</u>			
Intergovernmental	\$ 3,402,048	\$ 4,103,805	\$ 701,757
<u>Expenditures:</u>			
Current:			
Instruction:			
Regular	3,603,264	1,711,093	1,892,171
Special	-	75,035	(75,035)
Other	361,892	478,223	(116,331)
Support services:			
Pupils	-	112,783	(112,783)
Instructional staff	-	164,504	(164,504)
Administration	-	254,494	(254,494)
Operation and maintenance of plant	-	360,211	(360,211)
Pupil transportation	-	347,778	(347,778)
Operation of non-instructional services	-	26,388	(26,388)
Total expenditures	3,965,156	3,530,509	434,647
Excess of revenues and other financing sources over (under) expenditures and other financing uses	(563,108)	573,296	1,136,404
Fund balances at beginning of year	720,980	720,980	-
Prior year encumbrances appropriated	20,448	20,448	-
Fund balances at end of year	\$ 178,320	\$ 1,314,724	\$ 1,136,404

Elyria City School District
Schedule of Revenues, Expenditures and Changes in
Fund Balance - Budget (Non-GAAP Basis) and Actual
For the Fiscal Year Ended June 30, 2007

Miscellaneous State Grants Fund

	Final Budget	Actual	Variance with Final Budget Positive (Negative)
<u>Revenues:</u>			
Intergovernmental	\$ 140,968	\$ 81,654	\$ (59,314)
<u>Expenditures:</u>			
Current:			
Instruction:			
Regular	84,513	31,255	53,258
Special	22,784	22,786	(2)
Support services:			
Pupils	31,973	22,000	9,973
Instructional staff	2,859	-	2,859
Administration	6,946	2,145	4,801
Total expenditures	149,075	78,186	70,889
Excess of revenues over (under) expenditures	(8,107)	3,468	11,575
<u>Other financing sources (uses):</u>			
Advances in	4,987	4,987	-
Advances out	(4,384)	(4,384)	-
Total other financing sources (uses)	603	603	-
Net change in fund balance	(7,504)	4,071	11,575
Fund balance at beginning of year	2,218	2,218	-
Prior year encumbrances appropriated	5,289	5,289	-
Fund balance at end of year	\$ 3	\$ 11,578	\$ 11,575

Elyria City School District
Schedule of Revenues, Expenditures and Changes in
Fund Balance - Budget (Non-GAAP Basis) and Actual
For the Fiscal Year Ended June 30, 2007

Adult Basic Education Fund

	Final Budget	Actual	Variance with Final Budget Positive (Negative)
<u>Revenues:</u>			
Intergovernmental	\$ 177,967	\$ 163,108	\$ (14,859)
<u>Expenditures:</u>			
Current:			
Instruction:			
Adult/continuing	80,381	74,280	6,101
Support services:			
Pupils	2,850	2,961	(111)
Instructional staff	95,571	83,091	12,480
Administration	3,675	3,064	611
Capital outlay	1,500	-	1,500
Total expenditures	183,977	163,396	20,581
Net change in fund balance	(6,010)	(288)	5,722
Fund balance at beginning of year	5,809	5,809	-
Prior year encumbrances appropriated	201	201	-
Fund balance at end of year	\$ -	\$ 5,722	\$ 5,722

Elyria City School District
Schedule of Revenues, Expenditures and Changes in
Fund Balance - Budget (Non-GAAP Basis) and Actual
For the Fiscal Year Ended June 30, 2007

	Title VI-B Fund		
	Final Budget	Actual	Variance with Final Budget Positive (Negative)
<u>Revenues:</u>			
Intergovernmental	\$ 2,708,685	\$ 2,161,194	\$ (547,491)
<u>Expenditures:</u>			
Current:			
Instruction:			
Regular	373	305	68
Special	503,084	322,099	180,985
Support services:			
Pupils	538,714	427,174	111,540
Instructional staff	1,531,627	1,113,753	417,874
Administration	204,789	166,756	38,033
Operation and maintenance of plant	1,421	1,421	-
Pupil transportation	39,182	32,591	6,591
Operation of non-instructional services	139,212	126,116	13,096
Total expenditures	2,958,402	2,190,215	768,187
Excess of revenues over (under) expenditures	(249,717)	(29,021)	220,696
<u>Other financing sources (uses):</u>			
Refund of prior year receipts	(1,649)	(1,599)	50
Advances out	(17,879)	(17,879)	-
Total other financing sources (uses)	(19,528)	(19,478)	50
Net change in fund balance	(269,245)	(48,499)	220,746
Fund balance at beginning of year	153,571	153,571	-
Prior year encumbrances appropriated	115,680	115,680	-
Fund balance at end of year	<u>\$ 6</u>	<u>\$ 220,752</u>	<u>\$ 220,746</u>

Elyria City School District
Schedule of Revenues, Expenditures and Changes in
Fund Balance - Budget (Non-GAAP Basis) and Actual
For the Fiscal Year Ended June 30, 2007

Title III Fund

	Final Budget	Actual	Variance with Final Budget Positive (Negative)
<u>Revenues:</u>			
Intergovernmental	\$ 6,561	\$ 6,072	\$ (489)
<u>Expenditures:</u>			
Current:			
Instruction:			
Regular	92	-	92
Support services:			
Pupils	1,343	947	396
Total expenditures	1,435	947	488
Excess of revenues over (under) expenditures	5,126	5,125	(1)
<u>Other financing sources (uses):</u>			
Advances out	(6,063)	(6,063)	-
Net change in fund balance	(937)	(938)	(1)
Fund balance at beginning of year	-	-	-
Prior year encumbrances appropriated	938	938	-
Fund balance at end of year	<u>\$ 1</u>	<u>\$ -</u>	<u>\$ (1)</u>

Elyria City School District
Schedule of Revenues, Expenditures and Changes in
Fund Balance - Budget (Non-GAAP Basis) and Actual
For the Fiscal Year Ended June 30, 2007

Title I Fund

	Final Budget	Actual	Variance with Final Budget Positive (Negative)
<u>Revenues:</u>			
Intergovernmental	\$ 2,987,047	\$ 2,390,897	\$ (596,150)
<u>Expenditures:</u>			
Current:			
Instruction:			
Regular	118,734	107,389	11,345
Special	1,746,772	1,422,735	324,037
Support services:			
Pupils	101,454	85,016	16,438
Instructional staff	1,025,726	657,243	368,483
Administration	164,795	129,544	35,251
Pupil transportation	71,250	49,706	21,544
Operation of non-instructional services	19,470	18,903	567
Total expenditures	3,248,201	2,470,536	777,665
Excess of revenues over (under) expenditures	(261,154)	(79,639)	181,515
<u>Other financing sources (uses):</u>			
Advances in	48,104	48,104	-
Advances out	(40,259)	(40,259)	-
Total other financing sources (uses)	7,845	7,845	-
Net change in fund balance	(253,309)	(71,794)	181,515
Fund balance at beginning of year	101,472	101,472	-
Prior year encumbrances appropriated	151,841	151,841	-
Fund balance at end of year	\$ 4	\$ 181,519	\$ 181,515

Elyria City School District
Schedule of Revenues, Expenditures and Changes in
Fund Balance - Budget (Non-GAAP Basis) and Actual
For the Fiscal Year Ended June 30, 2007

Title VI Fund

	Final Budget	Actual	Variance with Final Budget Positive (Negative)
<u>Revenues:</u>			
Intergovernmental	\$ 19,634	\$ 18,008	\$ (1,626)
<u>Expenditures:</u>			
Current:			
Support services:			
Instructional staff	28,654	26,724	1,930
Operation of non-instructional services	2,145	2,145	-
Total expenditures	30,799	28,869	1,930
Net change in fund balance	(11,165)	(10,861)	304
Fund balance at beginning of year	9,940	9,940	-
Prior year encumbrances appropriated	1,226	1,226	-
Fund balance at end of year	<u>\$ 1</u>	<u>\$ 305</u>	<u>\$ 304</u>

Elyria City School District
Schedule of Revenues, Expenditures and Changes in
Fund Balance - Budget (Non-GAAP Basis) and Actual
For the Fiscal Year Ended June 30, 2007

Drug Free School Grant Fund

	Final Budget	Actual	Variance with Final Budget Positive (Negative)
<u>Revenues:</u>			
Intergovernmental	\$ 41,359	\$ 35,418	\$ (5,941)
<u>Expenditures:</u>			
Support services:			
Pupils	50,586	42,184	8,402
Operation of non-instructional services	62	-	62
Total expenditures	50,648	42,184	8,464
Net change in fund balance	(9,289)	(6,766)	2,523
Fund balance at beginning of year	9,290	9,290	-
Fund balance at end of year	\$ 1	\$ 2,524	\$ 2,523

Preschool Handicapped Grant Fund

	Final Budget	Actual	Variance with Final Budget Positive (Negative)
<u>Revenues:</u>			
Intergovernmental	\$ 82,006	\$ 75,382	\$ (6,624)
<u>Expenditures:</u>			
Current:			
Instruction:			
Special	5,758	5,734	24
Support services:			
Instructional staff	29,509	25,297	4,212
Administration	55,157	47,106	8,051
Total expenditures	90,424	78,137	12,287
Net change in fund balance	(8,418)	(2,755)	5,663
Fund balance at beginning of year	6,716	6,716	-
Prior year encumbrances appropriated	1,702	1,702	-
Fund balance at end of year	\$ -	\$ 5,663	\$ 5,663

Elyria City School District
Schedule of Revenues, Expenditures and Changes in
Fund Balance - Budget (Non-GAAP Basis) and Actual
For the Fiscal Year Ended June 30, 2007

Class Size Reduction Fund

	Final Budget	Actual	Variance with Final Budget Positive (Negative)
<u>Revenues:</u>			
Intergovernmental	\$ 780,574	\$ 576,914	\$ (203,660)
<u>Expenditures:</u>			
Current:			
Instruction:			
Special	642,156	481,706	160,450
Support services:			
Instructional staff	178,536	94,302	84,234
Total expenditures	820,692	576,008	244,684
Net change in fund balance	(40,118)	906	41,024
Fund balance at beginning of year	38,495	38,495	-
Prior year encumbrances appropriated	1,623	1,623	-
Fund balance at end of year	\$ -	\$ 41,024	\$ 41,024

Elyria City School District
Schedule of Revenues, Expenditures and Changes in
Fund Balance - Budget (Non-GAAP Basis) and Actual
For the Fiscal Year Ended June 30, 2007

Miscellaneous Federal Grants Fund

	Final Budget	Actual	Variance with Final Budget Positive (Negative)
<u>Revenues:</u>			
Intergovernmental	\$ 463,298	\$ 328,894	\$ (134,404)
Miscellaneous	19,546	19,546	-
Total revenues	<u>482,844</u>	<u>348,440</u>	<u>(134,404)</u>
<u>Expenditures:</u>			
Current:			
Instruction:			
Regular	27,995	37,480	(9,485)
Support services:			
Pupils	288,206	213,270	74,936
Instructional staff	73,519	62,282	11,237
Administration	84,018	21,143	62,875
Business	22,046	21,821	225
Pupil transportation	8,258	6,100	2,158
Central	50,205	39,680	10,525
Total expenditures	<u>554,247</u>	<u>401,776</u>	<u>152,471</u>
Excess of revenues over (under) expenditures	<u>(71,403)</u>	<u>(53,336)</u>	<u>18,067</u>
<u>Other financing sources (uses):</u>			
Refund of prior year receipts	(226)	(226)	-
Advances in	40,430	40,430	-
Advances out	(20,063)	(20,063)	-
Total other financing sources (uses)	<u>20,141</u>	<u>20,141</u>	<u>-</u>
Net change in fund balance	(51,262)	(33,195)	18,067
Fund balance at beginning of year	14,765	14,765	-
Prior year encumbrances appropriated	36,503	36,503	-
Fund balance at end of year	<u>\$ 6</u>	<u>\$ 18,073</u>	<u>\$ 18,067</u>

Elyria City School District
Schedule of Revenues, Expenditures and Changes in
Fund Balance - Budget (Non-GAAP Basis) and Actual
For the Fiscal Year Ended June 30, 2007

Bond Retirement Fund

	Final Budget	Actual	Variance with Final Budget Positive (Negative)
<u>Revenues:</u>			
Intergovernmental	\$ 12,936	\$ -	\$ (12,936)
<u>Expenditures:</u>			
Total expenditures	-	-	-
Net change in fund balance	12,936	-	(12,936)
Fund balance at beginning of year	27,183	27,183	-
Fund balance at end of year	<u>\$ 40,119</u>	<u>\$ 27,183</u>	<u>\$ (12,936)</u>

Elyria City School District
Schedule of Revenues, Expenditures and Changes in
Fund Balance - Budget (Non-GAAP Basis) and Actual
For the Fiscal Year Ended June 30, 2007

Permanent Improvement Fund

	Final Budget	Actual	Variance with Final Budget Positive (Negative)
<u>Expenditures:</u>			
Current:			
Support services:			
Operation and maintenance of plant	80,000	91,811	(11,811)
Capital outlay	819,594	788,565	31,029
Total expenditures	899,594	880,376	19,218
Net change in fund balance	(899,594)	(880,376)	19,218
Fund balance at beginning of year	756,232	756,232	-
Prior year encumbrances appropriated	162,066	162,066	-
Fund balance at end of year	\$ 18,704	\$ 37,922	\$ 19,218

Capital Building Fund

	Final Budget	Actual	Variance with Final Budget Positive (Negative)
<u>Revenues:</u>			
Total revenues	\$ -	\$ -	\$ -
<u>Expenditures:</u>			
Capital outlay	5,000,000	-	5,000,000
Excess of revenues over (under) expenditures	(5,000,000)	-	5,000,000
<u>Other financing sources (uses):</u>			
Tax anticipation notes issued	5,000,000	5,000,000	-
Accrued interest received on bonds and notes issued	-	3,533	3,533
Total other financing sources (uses)	5,000,000	5,003,533	3,533
Net change in fund balance	-	5,003,533	5,003,533
Fund balance at beginning of year	53	53	-
Fund balance at end of year	\$ 53	\$ 5,003,586	\$ 5,003,533

Elyria City School District
Schedule of Revenues, Expenditures and Changes in
Fund Balance - Budget (Non-GAAP Basis) and Actual
For the Fiscal Year Ended June 30, 2007

SchoolNet Plus Fund

	Final Budget	Actual	Variance with Final Budget Positive (Negative)
<u>Revenues:</u>			
Intergovernmental	\$ 150,000	\$ 52,890	\$ (97,110)
<u>Expenditures:</u>			
Current:			
Support services:			
Central	53,089	52,688	401
Net change in fund balance	96,911	202	(96,709)
Fund balance at beginning of year	199	199	-
Fund balance at end of year	<u>\$ 97,110</u>	<u>\$ 401</u>	<u>\$ (96,709)</u>

This page is intentionally left blank.

Individual Fund Schedules

Proprietary Funds

Lunchroom/Cafeteria Fund - This fund accounts for the financial transactions related to the food service operations of the School District.

Self-Insurance Fund - This fund accounts for monies received from other funds as payment for providing medical, hospitalization, life, dental, vision, or any other similar employee benefits. The Self-Insurance Fund may make payments for services provided to employees, for reimbursements to employees who have paid providers, to third party administrators for claim payment or administration, for stop-loss coverage or for any other reinsurance or other similar purposes.

*Individual Fund Schedules of Revenues, Expenses and Changes in
Fund Equity – Budget (Non-GAAP Basis) and Actual
Proprietary Funds*

Elyria City School District
Schedule of Revenues, Expenses
and Changes in Fund Equity - Budget (Non-GAAP Basis) and Actual
For the Fiscal Year Ended June 30, 2007

Lunchroom/Cafeteria Fund

	Final Budget	Actual	Variance with Final Budget Positive (Negative)
Operating Revenues:			
Sales	\$ 884,691	\$ 859,248	\$ (25,443)
Operating Expenses:			
Salaries	780,000	796,493	(16,493)
Fringe benefits	281,879	345,694	(63,815)
Purchased services	1,469,741	1,458,392	11,349
Materials and supplies	121,300	118,622	2,678
Capital outlay new	20,500	20,087	413
Total operating expenses	<u>2,673,420</u>	<u>2,739,288</u>	<u>(65,868)</u>
Operating Income/(Loss)	<u>(1,788,729)</u>	<u>(1,880,040)</u>	<u>(91,311)</u>
Non-operating Revenues/(Expenses):			
Interest	2,333	2,333	-
Operating grants	1,830,878	1,830,878	-
Total Non-operating Revenue/(Expense)	<u>1,833,211</u>	<u>1,833,211</u>	<u>-</u>
Net change in fund equity	44,482	(46,829)	(91,311)
Fund equity at beginning of year	47,427	47,427	-
Prior year encumbrances appropriated	1,541	1,541	-
Fund equity at end of year	<u>\$ 93,450</u>	<u>\$ 2,139</u>	<u>\$ (91,311)</u>

Elyria City School District
Schedule of Revenues, Expenses
and Changes in Fund Equity - Budget (Non-GAAP Basis) and Actual
For the Fiscal Year Ended June 30, 2007

Self Insurance Fund

	Final Budget	Actual	Variance with Final Budget Positive (Negative)
Operating Revenues:			
Charges for services	\$ 7,333,422	\$ 7,062,171	\$ (271,251)
Operating Expenses:			
Salaries	44,402	44,913	(511)
Fringe benefits	168,723	174,822	(6,099)
Purchased services	8,813,000	8,387,902	425,098
Total operating expenses	9,026,125	8,607,637	418,488
Operating Income/(Loss)	(1,692,703)	(1,545,466)	147,237
Non-operating Revenues/(Expenses):			
Interest	111,877	111,877	-
Net change in fund equity	(1,580,826)	(1,433,589)	147,237
Fund equity at beginning of year	3,169,498	3,169,498	-
Fund equity at end of year	\$ 1,588,672	\$ 1,735,909	\$ 147,237

Combining Statement and Individual Fund Schedule

Fiduciary Funds

Fiduciary funds are used to account for assets held by the School District in a trustee capacity or as an agent for individuals, private organizations, other governmental units and other funds. The following are the School District's fiduciary fund types:

Private Purpose Trust Fund

Scholarship Trust Fund - This fund accounts for money, securities of land which have been set aside as an investment for public school purposes. The income from such a fund may be expended, but the principal must remain intact.

Agency Funds

Student Managed Activities Fund - This fund reflects resources that belong to the student bodies of the various schools, accounting for sales and other revenue generating activities.

*Individual Fund Schedules of Revenues, Expenses and Changes in
Fund Equity – Budget (Non-GAAP Basis) and Actual
Fiduciary Fund*

Elyria City School District
Schedule of Revenues, Expenses
and Changes in Fund Equity - Budget (Non-GAAP Basis) and Actual
For the Fiscal Year Ended June 30, 2007

Scholarship Trust Fund

	Final Budget	Actual	Variance with Final Budget Positive (Negative)
Operating Revenues:			
Interest	\$ 2,426	\$ 2,426	\$ -
Contributions and donations	18,197	18,197	-
Total revenues	<u>20,623</u>	<u>20,623</u>	<u>-</u>
Operating Expenses:			
Payment in accordance with trust agreements	<u>146,204</u>	<u>4,597</u>	<u>141,607</u>
Operating Income/(Loss)	<u>(125,581)</u>	<u>16,026</u>	<u>141,607</u>
Fund equity at beginning of year	284,789	284,789	-
Fund equity at end of year	<u>\$ 159,208</u>	<u>\$ 300,815</u>	<u>\$ 141,607</u>

Combining Statement

Elyria City School District
Combining Statement of Changes in Assets and Liabilities
Agency Fund
For the Fiscal Year Ended June 30, 2007

	Beginning Balance July 1, 2006	Additions	Deductions	Ending Balance June 30, 2007
Student Managed Activity				
<u>Assets:</u>				
Equity in pooled cash and cash equivalents	\$ 175,163	\$ 478,646	\$ (467,383)	\$ 186,426
<u>Liabilities:</u>				
Accounts payable	\$ 6,340	\$ 1,096	\$ (6,340)	\$ 1,096
Due to students	168,823	477,550	(461,043)	185,330
Total liabilities	\$ 175,163	\$ 478,646	\$ (467,383)	\$ 186,426

STATISTICAL SECTION

Statistical Section

This part of the School District's Comprehensive Annual Financial Report presents detailed information as a context for understanding what the information in the financial statements, note disclosures, and required supplementary information says about the School District's overall financial health.

<u>Contents</u>	<u>Page(s)</u>
Financial Trends These schedules contain trend information to help the reader understand how the School District's financial position has changed over time.	S 2 - S 7
Revenue Capacity These schedules contain information to help the reader understand and assess the factors affecting the School District's ability to generate its most significant local revenue source(s), the property tax (and the income tax).	S 8 - S 13
Debt Capacity These schedules present information to help the reader assess the affordability of the School District's current levels of outstanding debt and the School District's ability to issue additional debt in the future.	S 14 - S 17
Economic and Demographic Information These schedules offer economic and demographic indicators to help the reader understand the environment within which the School District's financial activities take place and to provide information that facilitates comparisons of financial information over time and among governments.	S 18 - S 19
Operating Information These schedules contain service and infrastructure data to help the reader understand how the information in the School District's financial report relates to the services the School District provides and the activities it performs.	S 20 - S 34

Sources: Unless otherwise noted, the information in these schedules is derived from the comprehensive annual financial reports for the relevant year. The School District implemented GASB Statement 34 in fiscal year 2002; schedules presenting government-wide information include information beginning in that fiscal year.

Elyria City School District
Changes in Net Assets of Governmental and Business-Type Activities
Last Five Fiscal Years

	<u>2003</u>	<u>2004</u>	<u>2005</u>	<u>2006</u>	<u>2007</u>
Expenses					
Governmental Activities:					
Regular Instruction	\$ 30,821,532	\$ 29,624,561	\$ 31,649,471	\$ 30,324,346	\$ 33,699,210
Special Instruction	9,309,759	9,113,085	9,763,249	9,376,862	9,944,646
Vocational Instruction	295,979	306,809	352,683	363,744	363,315
Adult Instruction	69,898	69,504	72,170	56,007	77,581
Other Instruction	3,023,391	3,855,812	4,682,829	5,123,266	6,138,664
Pupil Support	4,988,514	5,110,344	5,370,367	4,530,777	4,778,759
Instructional Staff Support	5,253,519	4,846,921	4,943,033	4,534,477	4,801,888
Board of Education	53,309	115,881	82,330	93,169	129,282
Administration	5,489,448	4,959,822	5,603,999	5,197,206	5,396,405
Fiscal	1,423,861	1,556,168	1,758,681	1,439,234	1,851,967
Business	964,200	760,780	1,000,184	1,148,114	680,525
Operation and Maintenance of Plant	6,792,093	6,900,583	6,639,825	7,899,488	7,235,350
Pupil Transportation	2,495,848	3,142,194	3,198,557	2,665,086	3,062,472
Central	1,718,658	1,336,426	1,565,055	1,317,013	1,353,315
Operation of non-instructional services	1,712,503	1,586,493	1,854,580	1,693,187	1,721,445
Extracurricular Activities	1,495,087	1,574,321	1,400,631	1,294,248	1,347,414
Interest and Fiscal Charges	81,549	59,738	43,075	380,415	263,789
<i>Total Governmental Activities Expenses</i>	<u>75,989,148</u>	<u>74,919,442</u>	<u>79,980,719</u>	<u>77,436,639</u>	<u>82,846,027</u>
Business-type Activities:					
Lunchroom/Cafeteria	2,577,737	2,618,632	2,678,175	2,704,945	3,015,498
<i>Total Primary Government Expenses</i>	<u>78,566,885</u>	<u>77,538,074</u>	<u>82,658,894</u>	<u>80,141,584</u>	<u>85,861,525</u>
Program Revenues					
Governmental Activities:					
<u>Charges for Services</u>					
Regular Instruction	-	615,424	212,169	1,062,428	1,282,570
Special Instruction	1,576,791	1,135,243	1,204,802	315,540	411,576
Adult Instruction	-	362	-	-	-
Pupil Support	-	22,063	22,345	-	19,546
Instructional Staff Support	-	59,322	25,201	2,277	-
Fiscal	-	30,065	30,285	-	-
Operation and maintenance of plant	-	-	-	77,716	77,579
Central	-	276	141	-	4,890
Operation of non-instructional services	-	945	1,379	2,559	425
Extracurricular Activities	208,441	426,014	447,834	396,602	411,749

(continued)

Elyria City School District
Changes in Net Assets of Governmental and Business-Type Activities
Last Five Fiscal Years

	<u>2003</u>	<u>2004</u>	<u>2005</u>	<u>2006</u>	<u>2007</u>
<u>Operating Grants and Contributions</u>					
Regular Instruction	\$ -	\$ 1,099,523	\$ 1,251,001	\$ 1,613,848	\$ 2,530,266
Special Instruction	2,085,097	2,680,839	2,669,948	2,300,478	2,620,309
Vocational	-	-	-	-	136,457
Adult	72,708	68,589	71,619	148,726	81,162
Other	-	-	-	250,090	633,730
Pupil Support	61,501	597,555	774,176	429,815	669,449
Instructional Staff Support	922,320	1,761,242	2,834,389	1,904,682	2,361,618
Administration	140,874	679,642	905,757	1,037,027	813,880
Business	-	-	-	-	22,589
Operation and Maintenance of Plant	-	1,027	-	111,408	493,754
Pupil Transport	49,979	73,966	91,798	-	498,800
Central	30,346	89,854	95,670	89,188	179,022
Operation of Non-Instructional Services	1,082,753	1,185,307	-	1,218,120	1,219,320
Extracurricular Activities	-	-	1,219,654	55,007	93,645
<u>Capital Grants and Contributions</u>					
Regular Instruction	-	-	-	-	43,935
Special Instruction	-	-	-	-	7,185
Instructional Staff Support	-	-	-	-	501
Central	70,595	-	72,135	-	-
Operation and Maintenance of Plant	-	161,488	-	-	14,689
Pupil transportation	-	-	-	37,077	45,253
Extracurricular Activities	-	-	-	-	17,951
<i>Total Governmental Activities Program Revenues</i>	<u>6,301,405</u>	<u>10,688,746</u>	<u>11,930,303</u>	<u>11,052,588</u>	<u>14,691,850</u>
Business-type Activities:					
Charges for Services	\$ 840,491	\$ 885,967	\$ 819,045	\$ 812,436	\$ 859,248
Operating Grants and Contributions	1,661,653	1,844,303	1,843,386	1,578,490	2,364,057
<i>Total Business-type Activities Program Revenues</i>	<u>2,502,144</u>	<u>2,730,270</u>	<u>2,662,431</u>	<u>2,390,926</u>	<u>3,223,305</u>
<i>Total Primary Government Program Revenues</i>	<u>8,803,549</u>	<u>13,419,016</u>	<u>14,592,734</u>	<u>13,443,514</u>	<u>17,915,155</u>
Net (Expense)/Revenue					
Governmental Activities	(69,687,743)	(64,230,696)	(68,050,416)	(66,384,051)	(68,154,177)
Business-type Activities	(75,593)	111,638	(15,744)	(314,019)	207,807
<i>Total Primary Government Net (Expense)/Revenue</i>	<u>(69,763,336)</u>	<u>(64,119,058)</u>	<u>(68,066,160)</u>	<u>(66,698,070)</u>	<u>(67,946,370)</u>

(continued)

Elyria City School District
Changes in Net Assets of Governmental and Business-Type Activities
Last Five Fiscal Years

General Revenues and Other Changes in Net Assets

	2003	2004	2005	2006	2007
Governmental Activities:					
Property Taxes Levied for:					
General Purposes	\$ 34,373,284	\$ 30,077,354	\$ 33,255,486	\$ 28,393,790	\$ 31,469,428
Debt Service	267,286	173,964	165,325	952,421	-
Grants and Entitlements not Restricted to Specific Programs	32,727,126	28,971,881	30,408,503	29,446,131	32,601,312
Investment Earnings	506,654	299,727	441,169	588,635	835,465
Miscellaneous Transfers	1,572,814	183,727	316,991	1,335,485	112,603
	(147,605)	-	-	-	-
Total Governmental Activities	69,299,559	59,706,653	64,587,474	60,716,462	65,018,808
Business-type Activities:					
Investment Earnings	483	542	1,668	2,360	2,333
Transfers	147,605	-	-	-	-
Total Business-type Activities	148,088	542	1,668	2,360	2,333
Total Primary Government	69,447,647	59,707,195	64,589,142	60,718,822	65,021,141
Change in Net Assets					
Governmental Activities	(388,184)	(4,524,043)	(3,462,942)	(5,667,589)	(3,135,369)
Business-type Activities	72,495	112,180	(14,076)	(311,659)	210,140
Total Primary Government Change in Net Assets	(315,689)	(4,411,863)	(3,477,018)	(5,979,248)	(2,925,229)
Net Assets beginning of the year					
Governmental Activities	20,076,787	19,778,506	15,183,187	11,720,245	6,052,656
Business-type Activities	303,007	285,599	397,779	383,703	72,044
Total Primary Government	20,379,794	20,064,105	15,580,966	12,103,948	6,124,700
Net assets end of year					
Governmental Activities	19,688,603	15,254,463	11,720,245	6,052,656	2,917,287
Business-type Activities	375,502	397,779	383,703	72,044	282,184
Total Primary Government	\$ 20,064,105	\$ 15,652,242	\$ 12,103,948	\$ 6,124,700	\$ 3,199,471

Source: School District financial records

Note: Accrual basis of accounting. Will be reported for the last ten years when there are enough years of information available.

Elyria City School District

Net Assets by Component

Last Five Fiscal Years

	<u>2003</u>	<u>2004</u>	<u>2005</u>	<u>2006</u>	<u>2007</u>
Governmental Activities:					
Invested in capital assets, net of related debt	\$ 5,455,137	\$ 4,562,508	\$ 3,933,767	\$ 3,746,145	\$ 3,359,347
Restricted for:					
Capital projects	2,669,729	2,122,554	1,644,202	1,931,852	5,121,548
Debt service	769,297	576,703	373,730	950,874	27,183
Other purposes	1,611,116	1,796,762	2,110,573	1,866,135	2,833,940
Unrestricted (deficit)	9,558,826	6,593,715	4,041,676	(2,442,350)	(8,424,731)
Total Governmental Activities Net Assets	<u>20,064,105</u>	<u>15,652,242</u>	<u>12,103,948</u>	<u>6,052,656</u>	<u>2,917,287</u>
Business-type Activities:					
Invested in Capital Assets, Net of Related Debt	215,686	185,087	155,881	155,881	124,179
Unrestricted (Deficit)	159,816	212,692	227,822	(83,837)	158,005
Total Business-type Activities Net Assets	<u>375,502</u>	<u>397,779</u>	<u>383,703</u>	<u>72,044</u>	<u>282,184</u>
Primary Government:					
Invested in Capital Assets, Net of Related Debt	5,239,451	4,377,421	3,777,886	3,902,026	3,483,526
Restricted	5,050,142	4,496,019	4,128,505	4,748,861	7,982,671
Unrestricted (Deficit)	9,399,010	6,381,023	3,813,854	(2,526,187)	(8,266,726)
Total Primary Government Net Assets	<u>\$ 19,688,603</u>	<u>\$ 15,254,463</u>	<u>\$ 11,720,245</u>	<u>\$ 6,124,700</u>	<u>\$ 3,199,471</u>

Source: School District financial records

Note: Accrual basis of accounting. Will be reported for the last ten years when there are enough years of information available.

Elyria City School District

**Program Revenues of Governmental and Business-Type Activities by Function
Last Five Fiscal Years**

	<u>2003</u>	<u>2004</u>	<u>2005</u>	<u>2006</u>	<u>2007</u>
Governmental activities:					
Instruction:					
Regular	\$ -	\$ 1,714,947	\$ 1,463,170	\$ 2,676,276	\$ 3,856,771
Special	3,661,888	3,816,082	3,874,750	2,616,018	3,039,070
Vocational	-	-	-	-	136,457
Adult/continuing	72,708	68,951	71,619	148,726	81,162
Other	-	-	-	250,090	633,730
Support services:					
Pupil	61,501	619,618	796,521	429,815	688,995
Instructional staff	922,320	1,820,564	2,859,590	1,906,959	2,362,119
Administration	140,874	679,642	905,616	1,037,027	813,880
Fiscal	-	30,065	30,285	-	-
Business	-	-	141	-	22,589
Operation and maintenance of plant	-	162,515	-	189,124	571,333
Pupil transportation	49,979	73,966	91,798	37,077	544,053
Central	100,941	90,130	167,946	89,188	183,912
Operation of non-instructional services	1,082,753	1,186,252	1,379	1,220,679	1,234,434
Extracurricular activities	208,441	426,014	1,667,488	451,609	523,345
<i>Total governmental program revenues</i>	<u>\$ 6,301,405</u>	<u>\$ 10,688,746</u>	<u>\$ 11,930,303</u>	<u>\$ 11,052,588</u>	<u>\$ 14,691,850</u>
Business-Type Activities:					
Lunchroom/Cafeteria	<u>2,502,144</u>	<u>2,730,270</u>	<u>2,662,431</u>	<u>2,390,926</u>	<u>3,223,305</u>
<i>GrandTotals</i>	<u>\$ 8,803,549</u>	<u>\$ 13,419,016</u>	<u>\$ 14,592,734</u>	<u>\$ 13,443,514</u>	<u>\$ 17,915,155</u>

Source: School District financial records

Note: Accrual basis of accounting. Will be reported for the last ten years when there are enough years of information available.

Elyria City School District
Fund Balances, Governmental Funds
Last Five Fiscal Years

	<u>2003</u>	<u>2004</u>	<u>2005</u>	<u>2006</u>	<u>2007</u>
General fund					
Reserved	\$ 4,588,079	\$ 4,476,170	\$ 6,203,101	\$ 4,782,671	\$ 5,573,877
Unreserved	<u>4,376,261</u>	<u>(87,818)</u>	<u>(4,564,004)</u>	<u>(4,612,445)</u>	<u>(2,809,417)</u>
<i>Total general fund</i>	<u>8,964,340</u>	<u>4,388,352</u>	<u>1,639,097</u>	<u>170,226</u>	<u>2,764,460</u>
All other governmental funds					
Reserved	1,195,833	1,106,076	644,959	1,969,228	407,360
Unreserved, undesignated, Reported in:					
Special revenue funds	1,124,304	921,203	676,252	1,714,596	2,505,017
Debt service funds	-	-	-	27,183	27,183
Capital projects funds	<u>2,606,183</u>	<u>2,057,448</u>	<u>1,503,904</u>	<u>756,482</u>	<u>5,039,861</u>
Total all other governmental funds	<u>4,926,320</u>	<u>4,084,727</u>	<u>2,825,115</u>	<u>4,467,489</u>	<u>7,979,421</u>
<i>Total governmental funds</i>	<u>\$ 13,890,660</u>	<u>\$ 8,473,079</u>	<u>\$ 4,464,212</u>	<u>\$ 4,637,715</u>	<u>\$ 10,743,881</u>

Source: School District financial records

Note: Modified accrual basis of accounting. Will be reported for the last ten years when there are enough years of information available.

Elyria City School District

Changes in Fund Balances, Governmental Funds Last Five Fiscal Years

	<u>2003</u>	<u>2004</u>	<u>2005</u>	<u>2006</u>	<u>2007</u>
Revenues					
Property taxes	\$ 32,312,688	\$ 30,060,012	\$ 32,484,610	\$ 32,040,353	\$ 31,183,300
Intergovernmental	37,609,121	37,522,772	39,566,176	39,672,825	44,543,615
Interest	436,535	274,734	385,568	498,059	723,588
Tuition and Fees	1,367,169	1,478,415	1,204,802	1,349,965	1,672,369
Extracurricular activities	208,441	263,465	255,565	333,198	347,197
Gifts and Donations	-	-	-	148,045	446,259
Rentals	-	-	-	77,717	77,579
Charges for services	261,887	250,386	164,623	2,559	425
Miscellaneous	1,217,433	477,723	627,095	1,511,748	223,370
<i>Total revenues</i>	<u>73,413,274</u>	<u>70,327,507</u>	<u>74,688,439</u>	<u>75,634,469</u>	<u>79,217,702</u>
Expenditures					
Current:					
Instruction:					
Regular	29,177,819	29,919,369	30,145,146	29,539,837	30,594,294
Special	8,947,016	9,403,221	9,597,893	9,238,499	9,243,533
Vocational	276,238	296,045	350,838	344,886	363,831
Adult	69,347	68,953	71,619	55,732	77,197
Other	3,023,391	3,855,812	4,682,829	5,123,266	6,061,018
Support services:					
Pupils	4,869,487	5,247,102	5,223,783	4,506,386	4,434,255
Instructional staff	4,969,212	4,677,036	4,884,329	4,364,576	4,537,661
Board of education	53,309	115,881	82,330	93,169	129,282
Administration	5,151,754	5,193,092	5,419,991	5,022,970	5,091,119
Fiscal	1,381,960	1,560,604	1,756,688	1,395,835	1,811,457
Business	944,392	760,545	999,273	1,131,684	671,140
Operation and maintenance of plant	6,394,881	6,352,738	6,272,668	7,351,557	6,719,659
Pupil transportation	2,481,359	3,095,430	3,198,557	2,562,518	3,062,472
Central	1,500,277	1,157,404	1,395,321	1,129,708	1,253,318
Operation of non-instructional services	1,724,033	1,578,708	1,902,631	1,615,447	1,690,632
Extracurricular activities	1,366,050	1,393,910	1,367,461	1,272,262	1,328,896
Capital outlay	391,273	783,234	357,455	6,351,373	201,220
Debt Service:					
Principal Retirement	366,438	375,294	418,049	895,875	576,763
Interest and fiscal charges	83,271	61,614	44,046	380,415	267,322
<i>Total expenditures</i>	<u>73,171,507</u>	<u>75,895,992</u>	<u>78,170,907</u>	<u>82,375,995</u>	<u>78,115,069</u>
Excess of revenues over (under) expenditures	<u>241,767</u>	<u>(5,568,485)</u>	<u>(3,482,468)</u>	<u>(6,741,526)</u>	<u>1,102,633</u>
Other financing sources (uses)					
Bond anticipation notes issued	-	-	-	-	5,000,000
Accrued interest received on notes issued	-	-	-	-	3,533
Proceeds from sale of fixed assets	-	3,299	11,731	-	-
Inception of capital lease	-	-	-	6,915,029	-
Transfers In	727,713	279,502	2,400,000	597,608	983,000
Transfers Out	(875,318)	(279,502)	(2,400,000)	(597,608)	(983,000)
<i>Total other financing sources (uses)</i>	<u>(147,605)</u>	<u>3,299</u>	<u>11,731</u>	<u>6,915,029</u>	<u>5,003,533</u>
<i>Net change in fund balances</i>	<u>\$ 94,162</u>	<u>\$ (5,565,186)</u>	<u>\$ (3,470,737)</u>	<u>\$ 173,503</u>	<u>\$ 6,106,166</u>
Debt service as a percentage of noncapital expenditures					
	0.6179%	0.5817%	0.5938%	1.6788%	1.0834%

Source: School District financial records

Note: Modified accrual basis of accounting. Will be reported for the last ten years when enough information is available.

Elyria City School District
Assessed and Estimated Actual Value of Taxable Property
Last Ten Collection Years

Collection Year	Real Property			Tangible Personal Property						Ratio
	Assessed Value	Commercial/Industrial/PU	Estimated Actual Value	Public Utility		General Business		Total		
				Assessed Value	Estimated Actual Value	Assessed Value	Estimated Actual Value	Assessed Value	Estimated Actual Value	
1998	\$ 622,107,390	-	1,777,449,686	52,963,900	60,186,250	140,637,370	562,549,480	815,708,660	2,400,185,416	33.99%
1999	\$ 628,641,190	-	1,796,117,686	52,552,350	59,718,580	145,298,703	581,194,812	826,492,243	2,437,031,077	33.91%
2000	\$ 641,228,700	-	1,832,082,000	51,049,790	58,011,125	146,075,720	584,302,880	838,354,210	2,474,396,005	33.88%
2001	\$ 751,449,050	-	2,146,997,286	45,315,950	51,495,398	158,244,650	632,978,600	955,009,650	2,831,471,283	33.73%
2002	\$ 753,902,860	-	2,154,008,171	33,609,340	38,192,432	156,666,730	626,666,920	944,178,930	2,818,867,523	33.49%
2003	\$ 760,673,700	-	2,173,353,429	34,479,990	39,181,807	160,437,610	641,750,440	955,591,300	2,854,285,675	33.48%
2004	\$ 815,355,400	-	2,329,586,857	32,132,170	36,513,830	146,627,529	586,510,116	994,115,099	2,952,610,803	33.67%
2005	\$ 815,509,280	-	2,330,026,514	31,978,290	36,338,966	146,627,529	586,510,116	994,115,099	2,952,875,596	33.67%
2006	\$ 822,013,990	153,790	2,349,050,800	29,596,200	33,632,045	108,182,189	432,728,756	959,946,169	2,815,411,601	34.10%
2007	\$ 927,253,860	-	2,649,296,743	28,977,010	32,928,420	72,156,961	288,627,844	1,028,387,831	2,970,853,007	34.62%

Real property is reappraised every six years with a State mandated update of the current market value in the third year following each reappraisal.

The assessed value of real property (including public utility real property is 35% of estimated true value. Personal property tax is assessed on all tangible personal property used in business in Ohio. The assessed value of public utility personal property ranges from 25% of true value for railroad property to 88% for electric transmission and distribution property. General business tangible personal property was assessed in previous years at 25% for machinery and equipment and 23% for inventories. General business tangible personal property tax is being phased out beginning in 2006. The listing percentage is 18.75% for 2006, 12.5% for 2007, 6.25% for 2008 and zero for 2009.

The tangible personal property values associated with each year are the values that, when multiplied by the applicable rates, generated the property tax revenue billed in that year. For real property, the amounts generated by multiplying the assessed values by the applicable rates would be reduced by the 10%, the 2 1/2% and the homestead exemptions before being billed. Beginning in the 2006 collection year, the 10% rollback for commercial/industrial property has been eliminated.

Source: Office of the County Auditor, Lorain County, Ohio

Elyria City School District

Property Tax Rates - Direct and Overlapping Governments

(Per \$1,000 of Assessed Valuation)

Last Ten Calendar Years

Collection Year	Effective Rates		Elyria School Levy	City of Elyria Levy	Lorain County Levy	JVS	Lorain Library District	Total Levy	Debt Service Included in total levy		
	Residential/ Agriculture	Commercial/ Industrial							County	Library	Total
	2007	\$ 49.54							\$ 57.30	\$ 63.30	\$ 5.20
2006	49.35	56.46	56.48	5.20	13.49	2.45	0.15	77.77	0.30	0.15	0.45
2005	49.35	56.46	56.48	5.20	13.19	2.45	-	77.32	0.30	-	0.30
2004	49.35	56.46	56.73	4.20	12.89	2.45	-	76.27	0.30	-	0.30
2003	49.35	56.46	56.81	4.20	12.89	2.45	-	76.35	0.30	-	0.30
2002	49.35	56.46	57.09	4.20	12.89	2.45	-	76.63	0.30	-	0.30
2001	49.35	56.46	57.11	11.00	10.79	2.45	-	81.35	0.30	-	0.30
2000	49.35	56.46	52.71	11.00	10.79	2.45	-	76.95	0.30	-	0.30
1999	49.35	56.46	52.71	11.00	10.79	2.45	-	76.95	0.30	-	0.30
1998	49.35	56.46	53.58	9.20	10.79	2.45	-	76.02	0.30	-	0.30

S
10

Source: Lorain County Auditor

Note: Data is presented on a calendar year basis because that is the manner in which the information is maintained by the County.

Elyria City School District
Property Tax Levies and Collections
Last Ten Calendar Years (1)

Collection Year ²	Current Tax Levy		Percent of Current Tax Collections to Current Tax Levy		Delinquent Tax Collections ³		Total Tax Collections		Percent of Total Tax Collections to Current Tax Levy		Delinquent Taxes Receivable
	\$		%		\$		\$		%		
1996	\$ 20,130,549	\$ 19,674,024	97.73%		\$ 470,432	\$ 20,144,456	100.07%		\$ 456,525		
1997	20,678,051	20,433,935	98.82		447,839	20,881,774	100.99		244,116		
1998	20,804,376	20,242,177	97.30		496,193	20,738,370	99.68		562,199		
1999	24,134,465	23,417,468	97.03		665,700	24,083,168	99.79		716,997		
2000	24,150,777	23,505,881	97.33		607,448	24,113,329	99.84		644,896		
2001	24,464,870	23,683,286	96.81		591,915	24,275,201	99.22		781,584		
2002	29,540,935	29,399,440	99.52		1,274,768	30,674,208	103.84		141,495		
2003	32,941,887	31,652,776	96.09		1,210,319	32,863,095	99.76		1,289,111		
2004	33,139,216	31,391,812	94.73		1,049,836	32,441,648	97.90		1,747,404		
2005	34,640,923	31,865,879	91.99		1,257,136	33,123,015	95.62		1,517,908		
2006	35,127,106	32,068,069	91.29		1,848,562	33,916,631	96.55		1,210,475		

Source: Office of the County Auditor, Lorain County, Ohio.

(1) Includes Homestead/Rollback taxes assessed locally, but distributed through the State and reported as Intergovernmental revenue.

(2) The 2007 information cannot be presented because all collections have not been made by June 30, 2007.

(3) The County does not identify delinquent tax collections by tax year.

Elyria City School District

Principal Taxpayers

Real Estate Tax

2007 and 1999¹

<u>Name of Taxpayer</u>	<u>2007</u>			<u>1999</u>		
	<u>Assessed Value</u>	<u>Rank</u>	<u>Percent of Real Property Assessed Value</u>	<u>Assessed Value</u>	<u>Rank</u>	<u>Percent of Real Property Assessed Value</u>
Centro Midway LLC	\$ 15,548,180	1	1.68%	\$ -		0.00%
Ohio Edison Co	11,336,590	2	1.22%	-		0.00%
New Plan of Midway Inc	7,940,470	3	0.86%	-		0.00%
Alltel Ohio Inc	7,841,830	4	0.85%	-		0.00%
First Interstate Elyria	6,928,830	5	0.75%	5,788,530	7	0.92%
HK New Plan Exchange	3,561,640	6	0.38%	-		0.00%
Elyria United	3,416,480	7	0.37%	-		0.00%
Invacare Corporation	3,371,600	8	0.36%	4,702,150	10	0.75%
Midway Realty Company	3,260,350	9	0.35%	-		0.00%
Dayton Hudson	3,115,670	10	0.34%	-		0.00%
Totals	\$ 66,321,640		7.15%	\$ 10,490,680		1.67%
Total assessed valuation	<u>\$ 927,253,860</u>			<u>\$ 628,641,190</u>		

Source: Office of the County Auditor, Lorain County, Ohio.

(1) The amounts presented represent the assessed values upon which 2007 and 1999 collections were based.

Elyria City School District

Principal Taxpayers

Tangible Personal Property Tax

2007 and 1999¹

Name of Taxpayer	2007			1999		
	Assessed Value	Rank	Percent of Tangible Personal Property Assessed Value	Assessed Value	Rank	Percent of Tangible Personal Property Assessed Value
Ridge Tood Company	\$ 5,320,400	1	7.37%	\$ 12,169,180	4	8.38%
Windstream Ohio Inc	4,457,360	2	6.18%	-		0.00%
Engelhard Corporation	4,233,350	3	5.87%	11,565,230	5	7.96%
Diamond Products Limited	2,819,210	4	3.91%	5,199,020	8	3.58%
Parker Hannifin	2,158,150	5	2.99%	-		0.00%
Polyone Corporation	2,124,300	6	2.94%	-		0.00%
Invacare Corporation	1,701,160	7	2.36%	4,702,150	10	3.24%
Crane Co	1,576,370	8	2.18%	-		0.00%
Arnco Corporation	1,304,360	9	1.81%	-		0.00%
Nelson Stud Welding Inc	1,227,920	10	1.70%	-		0.00%
Totals	<u>\$ 26,922,580</u>		<u>37.31%</u>	<u>\$ 33,635,580</u>		<u>23.15%</u>
Total assessed valuation	<u>\$ 72,156,961</u>			<u>\$ 145,298,703</u>		

Source: Office of the County Auditor, Lorain County, Ohio.

(1) The amounts presented represent the assessed values upon which 2007 and 1999 collections were based.

Elyria City School District

Principal Taxpayers

Public Utilities Tax

2007 and 1999¹

<u>Name of Taxpayer</u>	<u>2007</u>			<u>1999</u>		
	<u>Assessed Value</u>	<u>Rank</u>	<u>Percent of Public Utility Assessed Value</u>	<u>Assessed Value</u>	<u>Rank</u>	<u>Percent of Public Utility Assessed Value</u>
Ohio Edison Co	\$ 31,078,600	1	107.25%	\$ 26,419,940	1	50.27%
Alltel Ohio Inc	18,980,170	2	65.50%	17,372,760	2	33.06%
Columbia Gas of Ohio Inc	5,255,430	3	17.04%	-		0.00%
American Transmission	4,936,690	4	0.00%	-		0.00%
Totals	<u>\$ 60,250,890</u>		<u>189.79%</u>	<u>\$ 43,792,700</u>		<u>83.33%</u>
Total assessed valuation	<u>\$ 28,977,010</u>			<u>\$ 52,552,350</u>		

Source: Office of the County Auditor, Lorain County, Ohio.

(1) The amounts presented represent the assessed values upon which 2007 and 1999 collections were based. Information prior to 1999 is not available.

Elyria City School District

**Ratio of Debt to Assessed Value and Debt per Capita
Last Ten Fiscal Years**

Fiscal Year	Population ¹	Assessed Value of Taxable Property ²	General Bonded Debt				
			General Bonded Debt Outstanding	Resources Available to Pay Principal	Net General Bonded Debt	Ratio of Net Bonded Debt to Estimated Actual Value	Net Bonded Debt per Capita
1998	56,746 a	\$ 815,708,660	\$ 2,440,000	\$ 605,462	\$ 1,834,538	0.22%	32.33
1999	56,746 a	826,492,243	2,195,000	565,649	1,629,351	0.20%	28.71
2000	56,746 a	838,354,210	1,935,000	576,148	1,358,852	0.16%	23.95
2001	55,953 b	955,009,650	1,660,000	664,300	995,700	0.10%	17.80
2002	55,953 b	944,178,930	1,360,000	855,140	504,860	0.05%	9.02
2003	55,953 b	955,591,300	1,050,000	734,399	315,601	0.03%	5.64
2004	55,953 b	994,115,099	720,000	540,747	179,253	0.02%	3.20
2005	55,953 b	994,115,099	370,000	329,415	40,585	0.00%	0.73
2006	55,953 b	959,946,169	-	27,183	(27,183)	0.00%	(0.49)
2007	55,953 b	1,028,387,831	-	27,183	(27,183)	0.00%	(0.49)

Sources: (1) U.S. Bureau of Census, Census of Population.
 (a) 1990 Federal Census
 (b) 2000 Federal Census

(2) Office of the County Auditor, Lorain County, Ohio.

Elyria City School District
Computation of Legal Debt Margin
Last Ten Fiscal Years

	<u>1998</u>	<u>1999</u>	<u>2000</u>	<u>2001</u>	<u>2002</u>
Tax Valuation	<u>\$ 815,708,660</u>	<u>\$ 826,492,243</u>	<u>\$ 838,354,210</u>	<u>\$ 955,009,650</u>	<u>\$ 944,178,930</u>
Debt Limit - 9% of Taxable Valuation (1)	<u>73,413,779</u>	<u>74,384,302</u>	<u>75,451,879</u>	<u>85,950,869</u>	<u>84,976,104</u>
Amount of Debt Applicable to Debt Limit					
Bonds	2,440,000	2,195,000	1,935,000	1,660,000	1,360,000
Bond anticipation notes	-	-	-	-	-
Less Amount Available in Debt Service	<u>(605,462)</u>	<u>(565,649)</u>	<u>(576,148)</u>	<u>(664,300)</u>	<u>(855,140)</u>
Amount of Debt Subject to Limit	<u>1,834,538</u>	<u>1,629,351</u>	<u>1,358,852</u>	<u>995,700</u>	<u>504,860</u>
Legal Debt Margin	<u>\$ 71,579,241</u>	<u>\$ 72,754,951</u>	<u>\$ 74,093,027</u>	<u>\$ 84,955,169</u>	<u>\$ 84,471,244</u>
Legal Debt Margin as a Percentage of the Debt Limit	97.50%	97.81%	98.20%	98.84%	99.41%
Unvoted Debt Limit - .10% of Taxable Valuation	\$ 815,709	\$ 826,492	\$ 838,354	\$ 955,010	\$ 944,179
Amount of Debt Subject to Limit	-	-	-	-	-
Unvoted Legal Debt Margin	<u>\$ 815,709</u>	<u>\$ 826,492</u>	<u>\$ 838,354</u>	<u>\$ 955,010</u>	<u>\$ 944,179</u>
Unvoted Legal Debt Margin as a Percentage of the Unvoted Debt Limit	100.00%	100.00%	100.00%	100.00%	100.00%

Source: Lorain County Auditor and School District Financial Records.

(1) Ohio Bond Law sets a limit of 9% for overall debt and 1/10 of 1% for unvoted debt.

<u>2003</u>	<u>2004</u>	<u>2005</u>	<u>2006</u>	<u>2007</u>
<u>\$ 955,591,300</u>	<u>\$ 994,115,099</u>	<u>\$ 994,115,099</u>	<u>\$ 959,946,169</u>	<u>\$ 1,028,387,831</u>
<u>86,003,217</u>	<u>89,470,359</u>	<u>89,470,359</u>	<u>86,395,155</u>	<u>92,554,905</u>
1,050,000	720,000	370,000	-	-
-	-	-	-	-
<u>(734,399)</u>	<u>(540,747)</u>	<u>(329,415)</u>	<u>(27,183)</u>	<u>(27,183)</u>
<u>315,601</u>	<u>179,253</u>	<u>40,585</u>	<u>(27,183)</u>	<u>(27,183)</u>
<u>\$ 85,687,616</u>	<u>\$ 89,291,106</u>	<u>\$ 89,429,774</u>	<u>\$ 86,422,338</u>	<u>\$ 92,582,088</u>
99.63%	99.80%	99.95%	100.03%	100.03%
\$ 955,591	\$ 994,115	\$ 994,115	\$ 959,946	\$ 1,028,388
-	-	-	-	-
<u>\$ 955,591</u>	<u>\$ 994,115</u>	<u>\$ 994,115</u>	<u>\$ 959,946</u>	<u>\$ 1,028,388</u>
100.00%	100.00%	100.00%	100.00%	100.00%

Elyria City School District
Computation of Direct and Overlapping
Debt Attributable to Governmental Activities
June 30, 2007

	Debt Attributable to Governmental Activities	Percentage Applicable to School District ¹	Amount of Direct and Overlapping Debt
Direct Debt:			
Payable from Property Taxes Elyria City School District	\$ -	100.00%	\$ -
Overlapping:			
Lorain County	\$ 29,724,816	16.09%	\$ 4,782,723
City of Lorain	38,933,719	100.00%	38,933,719
Total Overlapping Debt	<u>68,658,535</u>	100.00%	<u>43,716,442</u>
Total Direct and Overlapping Debt	<u>\$ 68,658,535</u>		<u>\$ 43,716,442</u>

Source: Office of the Auditor, Lorain County, Ohio and Elyria City School District

Note: Data is presented on a calendar year basis because that is the manner in which the information in main

(1) Percentages were determined by dividing the assessed valuation of the overlapping government located within the boundaries of the School District by the total assessed valuation of the government. The valuations used were for the 2007 collection year.

Elyria City School District
Demographic and Economic Statistics
Last Ten Years

<u>Year</u>	<u>Elyria CSD Area Population¹</u>	<u>Geauga County Population</u>	<u>Personal Income² (in thousands)</u>	<u>Per Capita Personal Income (in thousands)</u>	<u>Unemployment Rate³</u>	<u>Median Income</u>
1998	56,746	86,054	\$ 945,885,233	\$ 16,669	6.30%	\$ 23,774
1999	56,746	87,913	976,736,160	17,212	5.40%	26,227
2000	56,746	89,598	1,022,980,574	18,027	5.20%	28,732
2001	55,953	90,895	989,915,608	17,692	5.50%	27,184
2002	55,953	91,804	966,261,015	17,269	6.10%	27,969
2003	55,953	92,722	879,667,017	15,722	6.40%	27,400
2004	55,953	93,941	906,077,970	16,194	6.30%	27,045
2005	55,953	94,602	n/a	n/a	6.20%	26,872
2006	55,953	95,218	n/a	n/a	6.00%	27,248
2007	55,953	95,218	n/a	n/a	6.00%	26,559

Sources: (1) U.S. Bureau of Census, Census of Population.
(2) Ohio Department of Taxation
(3) U.S. Department of Labor.

Elyria City School District
Principal Employers
Current Year and Nine Years Ago

Employer	Nature of Business	2007	1998
		Number of Employees	Number of Employees
Lorain County	Government	2,360	1,987
Ford Motor Company	Manufacturer	1,922	5,500
Community Health Partners	Medical	1,790	2,300
EMH Regional Medical Center	Medical	1,602	n/a
Invacare Corp.	Medical	1,405	1,450
Lorain City Schools	Education	1,180	1,200
Republic Engineered Products Inc.	Manufacturing	1,100	n/a
State of Ohio	Government	1,052	n/a
Oberlin College	Education	980	n/a
Elyria City Schools	Education	850	n/a
Total		<u>11,881</u>	<u>10,450</u>
Total employment within the School District		n/a	n/a

Source: Office of the Auditor, Lorain County, Ohio.

Elyria City School District

**School District Employees by Function/Program
Last Four Fiscal Years**

<u>Function/Program</u>	<u>2004</u>	<u>2005</u>	<u>2006</u>	<u>2007</u>
Regular instruction				
Elementary classroom teachers	275.34	286.50	294.44	214.30
High school classroom teachers	97.82	99.68	101.50	170.20
Special instruction				
Elementary classroom teachers	45.30	48.49	50.42	72.50
Supplemental Service Teacher	9.70	9.50	11.50	27.60
High school classroom teachers	20.40	22.50	23.00	37.00
Vocational instruction				
High school classroom teachers	2.00	2.00	2.00	2.00
Pupil support services				
Adapted Physical Education Therapist	2.00	2.50	2.40	1.60
Curriculum Specialist	2.00	2.00	2.00	2.00
Educational Services Teacher	6.20	6.00	7.80	9.20
Guidance counselors	1.00	1.00	32.00	27.20
Librarians	2.00	1.00	9.00	27.90
Nurse	0.67	0.67	5.00	5.00
Occupational Therapist	5.00	5.00	5.00	5.00
Other Professional - Educational	9.20	10.60	12.00	27.00
Physical Therapist	2.00	3.00	3.00	3.00
Psychologists	1.00	1.00	17.00	8.80
Remedial Specialist	26.00	29.50	30.14	32.50
Social Work	1.00	1.00	1.00	4.20
Speech and language pathologists	8.70	9.68	10.36	11.00
Teacher Mentor/Evaluator	12.00	12.00	12.00	15.00
Tutor/Small Group Instructor	28.40	29.50	31.01	16.00
Administrators				
Elementary	22.00	22.10	23.00	23.00
High school	18.00	20.00	22.00	22.00
Operation of plant				
Custodians	5.00	5.00	5.00	56.50
Maintenance	2.00	2.00	2.00	16.00
Pupil transportation				
Bus drivers	44.00	48.00	45.00	45.00
Food service program				
Elementary cooks	12.50	14.00	12.00	53.60
High school cooks	5.00	5.00	5.00	32.80

Source: School District Records.

Method: Using 1.0 for each full-time employee and 0.50 for each part-time and seasonal employee. The count is performed on September 1 of each year.

Note: Information prior to 2004 is not available.

Elyria City School District

Building Statistics

Last Ten Fiscal Years

	<u>1998</u>	<u>1999</u>	<u>2000</u>	<u>2001</u>	<u>2002</u>
Elyria High School					
Constructed in 1894					
Total building square footage	247,207	247,207	247,207	247,207	247,207
Enrollment grades 9-12	2121	2099	1771	2044	2022
Student capacity	1832	1832	1832	1832	1832
Eastern Heights Junior High School					
Constructed in 1969					
Total building square footage	74,820	74,820	74,820	74,820	74,820
Enrollment grades 7 - 8	435	432	412	405	380
Student capacity	601	601	601	601	601
Northwood Junior High school					
Constructed in 1961					
Total building square footage	76,076	76,076	76,076	76,076	76,076
Enrollment grades 7 - 8	478	492	444	436	475
Student capacity	487	487	487	487	487
Westwood Junior High School					
Constructed in 1970					
Total building square footage	93,226	93,226	93,226	93,226	93,226
Enrollment grades 7 - 8	426	416	397	421	413
Student capacity	466	466	466	466	466
Hilltop Academy					
Constructed in 2001					
Total building square footage	n/a	n/a	n/a	15745	15745
Enrollment grades 6 - 9	n/a	n/a	n/a	20	29
Student capacity					
Cascade Elementary					
Constructed in 1929					
Total building square footage	35,472	35,472	35,472	35,472	35,472
Enrollment grades K - 6	442	443	396	403	366
Student capacity	550	550	550	550	550
Crestwood Elementary					
Constructed in 1955					
Total building square footage	45,018	45,018	45,018	45,018	45,018
Enrollment grades K - 6	555	507	468	455	447
Student capacity	625	625	625	625	625

<u>2003</u>	<u>2004</u>	<u>2005</u>	<u>2006</u>	<u>2007</u>
247,207	247,207	247,207	247,207	247,207
1886	1977	2010	2059	2087
1832	1832	1832	1832	1832
74,820	74,820	74,820	74,820	74,820
411	410	397	410	374
601	601	601	601	601
76,076	76,076	76,076	76,076	76,076
490	485	433	409	407
487	487	487	487	487
93,226	93,226	93,226	93,226	93,226
407	438	418	393	377
466	466	466	466	466
15745	15745	15745	15745	15745
33	31	25	26	19
35,472	35,472	35,472	35,472	35,472
352	351	333	295	248
550	550	550	550	550
45,018	45,018	45,018	45,018	45,018
427	434	381	374	348
625	625	625	625	625

(continued)

Elyria City School District

Building Statistics

Last Ten Fiscal Years

	<u>1998</u>	<u>1999</u>	<u>2000</u>	<u>2001</u>	<u>2002</u>
Eastgate Elementary					
Constructed in 1961					
Total building square footage	38,957	38,957	38,957	38,957	38,957
Enrollment grades K - 6	374	258	347	383	358
Student capacity	575	575	575	575	575
Ely Elementary					
Constructed in 1920					
Total building square footage	66,174	66,174	66,174	66,174	66,174
Enrollment grades K - 6	528	529	545	461	442
Student capacity	550	550	550	550	550
Erie Elementary					
Constructed in 1969					
Total building square footage	36,183	36,183	36,183	36,183	36,183
Enrollment grades K - 6	385	356	295	297	306
Student capacity	375	375	375	375	375
Franklin Elementary					
Constructed in 1950					
Total building square footage	74,275	74,275	74,275	74,275	74,275
Enrollment grades K - 6	521	471	397	389	398
Student capacity	800	800	800	800	800
McKinley Elementary					
Constructed in 1907					
Total building square footage	40,273	40,273	40,273	40,273	40,273
Enrollment grades K - 6	439	421	367	384	352
Student capacity	550	550	550	550	550
Oakwood Elementary					
Constructed in 1961					
Total building square footage	35,556	35,556	35,556	35,556	35,556
Enrollment grades 1 - 6	378	381	353	363	350
Student capacity	450	450	450	450	450
Prospect Elementary					
Constructed in 1965					
Total building square footage	39,401	39,401	39,401	39,401	39,401
Enrollment grades K - 6	460	421	387	401	381
Student capacity	500	500	500	500	500

<u>2003</u>	<u>2004</u>	<u>2005</u>	<u>2006</u>	<u>2007</u>
38,957	38,957	38,957	38,957	38,957
337	334	305	282	277
38957	38957	38957	38957	38957
66,174	66,174	66,174	66,174	66,174
426	415	398	361	350
550	550	550	550	550
36,183	36,183	36,183	36,183	36,183
310	316	299	283	275
375	375	375	375	375
74,275	74,275	74,275	74,275	74,275
307	274	270	293	321
800	800	800	800	800
40,273	40,273	40,273	40,273	40,273
343	351	353	346	362
550	550	550	550	550
500	500	500	500	500
360	364	370	360	350
450	450	450	450	450
39,401	39,401	39,401	39,401	39,401
367	381	354	344	316
500	500	500	500	500

(continued)

Elyria City School District

Building Statistics

Last Ten Fiscal Years

	<u>1998</u>	<u>1999</u>	<u>2000</u>	<u>2001</u>	<u>2002</u>
Roosevelt Elementary					
Constructed in 1922					
Total building square footage	61,861	61,861	61,861	61,861	61,861
Enrollment grades K - 6	486	494	396	470	449
Student capacity	650	650	650	650	650
Windsor Elementary					
Constructed in 1963					
Total building square footage	49,201	49,201	49,201	49,201	49,201
Enrollment grades K - 6	503	474	435	443	426
Student capacity	675	675	675	675	675
Kindergarten Village					
Constructed in 1999					
Total building square footage	n/a	111,369	111,369	111,369	111,369
Enrollment grades K - 1	n/a	218	293	313	314
Student capacity					
Spring Valley Early Childhood Center					
Constructed in 1996					
Total building square footage	28,785	28,785	28,785	28,785	28,785
Enrollment grades n/a	88	94	64	43	44
Student capacity					

Source: School District Records.

<u>2003</u>	<u>2004</u>	<u>2005</u>	<u>2006</u>	<u>2007</u>
61,861	61,861	61,861	61,861	61,861
448	461	406	345	341
650	650	650	650	650
49,201	49,201	49,201	49,201	49,201
409	408	417	426	398
675	675	675	675	675
111,369	111,369	111,369	111,369	111,369
311	324	318	305	335
28,785	28,785	28,785	28,785	28,785
41	44	43	41	85

Elyria City School District

Operating Statistics

Last Ten Fiscal Years

<u>Fiscal Year</u>	<u>Expenses</u>	<u>Enrollment</u>	<u>Cost Per Pupil</u>	<u>Teaching Staff</u>	<u>Pupil/ Teacher Ratio</u>
1998	\$ 54,179,866	8,369	\$ 6,474	435	19.2
1999	55,603,822	8,276	6,719	460	18.0
2000	60,246,938	8,105	7,433	498	16.3
2001	63,401,378	8,155	7,775	502	16.2
2002	65,137,527	7,869	8,278	513	15.3
2003	68,092,090	7,960	8,554	535	14.9
2004	70,861,660	7,745	9,149	489	15.8
2005	72,623,510	7,571	9,592	500	15.1
2006	76,137,184	7,352	10,356	466	15.8
2007	86,194,785	7,585	11,364	435	17.4

Source: School District Records.

Elyria City School District

Teachers' Salaries

Last Ten Fiscal Years

Fiscal Year	Minimum Salary ¹	Average Salary ²	Average Teacher Salary, Comparable Districts Total	Average Salary Comparable Districts ³	Statewide Average Salary ⁴
1998	\$ 26,325	\$ 39,835	\$ -	n/a	n/a
1999	26,852	37,854	-	n/a	n/a
2000	26,852	40,362	-	n/a	n/a
2001	28,912	41,854	110,149	36,716	42,995
2002	29,777	43,585	106,642	35,547	43,755
2003	27,738	45,736	116,825	38,942	45,645
2004	28,792	48,112	118,680	39,560	47,659
2005	29,512	49,137	126,781	42,260	49,438
2006	29,512	49,171	132,853	44,284	50,772
2007	29,512	49,269	156,612	52,204	53,536

Source: School District Records.

- (1) Starting teacher with no experience.
- (2) Teacher with a Masters degree and more than 30 year's experience.
- (3) Provided by the Ohio Department of Education.
- (4) Provided by the Ohio Department of Education.

Elyria City School District

Full-Time Equivalent Teachers by Education

Last Five Fiscal Years

<u>Degree</u>	<u>2002</u>	<u>2003</u>	<u>2004</u>	<u>2005</u>	<u>2006</u>	<u>2007</u>
Bachelor's Degree	337	395	318	324	469	484
Master's Degree	288	267	263	216	271	300
Doctorate	3	5	2	2	3	3
Total	<u>628</u>	<u>667</u>	<u>583</u>	<u>542</u>	<u>743</u>	<u>787</u>

Source: School District Records. Information prior to 2002 is not available.

Elyria City School District

Enrollment Statistics

Last Ten Fiscal Years

<u>Fiscal Year</u>	<u>Elementary Schools</u>	<u>High Schools</u>	<u>Total</u>
1998	4909	3460	8369
1999	4837	3439	8276
2000	5081	3024	8105
2001	4849	3306	8155
2002	4579	3290	7869
2003	4766	3194	7960
2004	4435	3310	7745
2005	4313	3258	7571
2006	4081	3271	7352
2007	4420	2857	7277

Source: Ohio Department of Education

Elyria City School District
Nutrition Services - Facts and Figures
Last Nine Fiscal Years
Year Ending June 30, 2007

	2007	2006	2005	2004	2003	2002	2001	2000	1999
Average Daily Membership	7585	7600	7640	7663	7883	8058	7963	8258	8390
Total Students Eligible for free Lunch	4178	3479	3352	3291	2946	2736	2530	2388	2475
Participation Percent	55%	46%	44%	43%	37%	34%	32%	29%	29%
Total Students Eligible for Reduced Lunch	699	699	663	677	757	702	756	713	727
Participation Percent	9%	9%	9%	9%	10%	9%	9%	9%	9%
Total Both Plans	4877	4178	4015	3968	3703	3438	3286	3101	3202

Source: Ohio Department of Education.

Note: Information prior to 1999 is not available.

Elyria City School District
Average Number of Students per Teacher
Last Ten Fiscal Years

<u>Fiscal Year</u>	<u>Elyria CSD Average</u>	<u>State Average</u>
1998	19.24	20.40
1999	17.99	18.60
2000	16.28	18.10
2001	16.25	18.00
2002	15.34	16.90
2003	14.88	16.50
2004	15.84	18.50
2005	15.14	18.50
2006	15.78	18.60
2007	17.44	19.60

Source: Ohio Department of Education

Elyria City School District
Attendance and Graduation Rates
Last Ten Fiscal Years

<u>Fiscal Year</u>	<u>Elyria City LSD Attendance Rate</u>	<u>State Average</u>	<u>Elyria City LSD Graduation Rate</u>	<u>State Average</u>
1998	93.30%	93.90%	74.30%	79.90%
1999	92.60%	93.50%	74.60%	81.40%
2000	93.20%	93.60%	73.70%	80.70%
2001	93.00%	93.90%	86.40%	81.20%
2002	93.40%	94.30%	83.70%	82.80%
2003	94.20%	94.50%	85.10%	83.90%
2004	94.50%	94.50%	82.10%	84.30%
2005	94.60%	94.30%	80.50%	85.90%
2006	94.70%	94.10%	84.40%	86.20%
2007	94.30%	94.10%	89.30%	86.10%

Source: Ohio Department of Education Local Report Cards.



Mary Taylor, CPA
Auditor of State

ELYRIA CITY SCHOOL DISTRICT

LORAIN COUNTY

CLERK'S CERTIFICATION

This is a true and correct copy of the report which is required to be filed in the Office of the Auditor of State pursuant to Section 117.26, Revised Code, and which is filed in Columbus, Ohio.

Susan Babbitt

CLERK OF THE BUREAU

**CERTIFIED
MARCH 25, 2008**