

HAMILTON CITY SCHOOL DISTRICT

Single Audit Reports
June 30, 2008



CLARK SCHAEFER HACKETT
STRENGTH IN NUMBERS



Mary Taylor, CPA
Auditor of State

Board of Education
Hamilton City School District
533 Dayton Street
Hamilton, Ohio 45013

We have reviewed the *Independent Auditors' Report* of the Hamilton City School District, Butler County, prepared by Clark, Schaefer, Hackett & Co., for the audit period July 1, 2007 through June 30, 2008. Based upon this review, we have accepted these reports in lieu of the audit required by Section 117.11, Revised Code. The Auditor of State did not audit the accompanying financial statements and, accordingly, we are unable to express, and do not express an opinion on them.

Our review was made in reference to the applicable sections of legislative criteria, as reflected by the Ohio Constitution, and the Revised Code, policies, procedures and guidelines of the Auditor of State, regulations and grant requirements. The Hamilton City School District is responsible for compliance with these laws and regulations.

Mary Taylor

Mary Taylor, CPA
Auditor of State

March 5, 2009

This Page is Intentionally Left Blank.

TABLE OF CONTENTS

Schedule of Expenditures of Federal Awards	1-2
Report on Internal Control Over Financial Reporting and on Compliance And Other Matters Based on an Audit of Financial Statements Performed in Accordance with <i>Government Auditing Standards</i>	3-4
Report on Compliance with Requirements Applicable to each Major Program and On Internal Control Over Compliance in Accordance with OMB Circular A-133	5-6-7
Schedule of Findings and Questioned Costs	8-9
Schedule of Prior Audit Findings	10

Hamilton City School District
Schedule of Expenditures of Federal Awards
Year Ended June 30, 2008

<u>Federal Grantor/Program Title</u>	<u>Pass Through Entity Number</u>	<u>Federal CFDA Number</u>	<u>Receipts</u>	<u>Expenditures</u>
U.S. Department of Agriculture:				
(Passed through Ohio Department of Education)				
Food Distribution Program	n/a	10.550	\$ 183,380	183,380
Nutrition Cluster:				
School Breakfast Program	05PU-2008	10.553	922,677	922,677
National School Lunch Program	LLP4-2008	10.555	1,788,992	1,788,992
Summer Food Service Program for Children	24PU-2008	10.559	<u>29,950</u>	<u>29,951</u>
Total U.S. Department of Agriculture			<u>2,924,999</u>	<u>2,925,000</u>
U.S. Department of Education:				
(Passed through Ohio Department of Education)				
Special Education Cluster:				
Title VI - B Grant	6BSF-2007	84.027	484,250	393,087
Title VI - B Grant	6BSF-2008	84.027	2,197,452	2,238,258
Preschool Grant	PGS1-2007	84.173	20,907	20,480
Preschool Grant	PGS1-2008	84.173	<u>90,483</u>	<u>93,232</u>
Total Special Education Cluster			<u>2,793,092</u>	<u>2,745,057</u>
Adult and Basic Education	ABS1-2007	84.002	65,213	44,591
Adult and Basic Education	ABS1-2008	84.002	280,525	281,462
Grants to Local Education Agencies (ESEA Title I)	C2S1-2005	84.010	-	1,925
Grants to Local Education Agencies (ESEA Title I)	C2S1-2006	84.010	-	240
Grants to Local Education Agencies (ESEA Title I)	C2S1-2007	84.010	555,388	551,989
Grants to Local Education Agencies (ESEA Title I)	C2S1-2008	84.010	2,627,165	2,579,016
Education for Homeless Children and Youth	HCS1-2008	84.196	29,161	30,854
Carl D Perkins	20C1-2007	84.048	65,073	74,504
Carl D Perkins	20C1-2008	84.048	127,454	155,427
Safe and Drug Free Schools and Community	DRS1-2007	84.186	-	271
Safe and Drug Free Schools and Community	DRS1-2008	84.186	59,104	66,263
Teaching Traditional History	2006	84.215	78,216	78,216
Teaching Traditional History	2007	84.215	125,071	167,764
Teaching Traditional History	2008	84.215	-	171,800
Carol M White Physical Education	2007	84.215	12,841	26,535
Carol M White Physical Education	2008	84.215	-	38,435
21st Century Community Learning Centers	T1S1-2008	84.287	80,783	77,173
Innovative Education Program Strategy - Title VI	C2S1-2008	84.298	26,221	194,369
Title III - LEP/Immigration	T3S2-2007	84.365	3,377	5,191
Title III - LEP/Immigration	T3S2-2008	84.365	147,139	140,174
Improving Teacher Quality State Grant Title IIA	TRS1-2007	84.367	94,462	51,856
Improving Teacher Quality State Grant Title IIA	TRS1-2008	84.367	450,896	430,359
Technology Literacy Challenge Fund Grant	TJS1-2007	84.318	-	-
Technology Literacy Challenge Fund Grant	TJS1-2008	84.318	<u>33,880</u>	<u>33,787</u>
Total U.S. Department of Education			<u>7,655,058</u>	<u>7,947,257</u>

Continued on next page

Hamilton City School District
 Schedule of Expenditures of Federal Awards
 Year Ended June 30, 2008

Continued from previous page:

Corporation for National and Community Service

(Passed through Ohio Department of Education)

Learn and Serve America-School and Community Based Programs	2007	94.004	5,234	320
Learn and Serve America-School and Community Based Programs	2008	94.004	<u>3,000</u>	<u>2,139</u>
Total Corporation for National and Community Service			<u>8,234</u>	<u>2,459</u>
Total Federal Awards			\$ <u>10,588,291</u>	<u>10,874,715</u>

NOTES TO SCHEDULE OF EXPENDITURES OF FEDERAL AWARDS:

NOTE A - SIGNIFICANT ACCOUNTING POLICIES

The schedule of expenditures of federal awards has been prepared on the cash basis of accounting.

NOTE B - FOOD DISTRIBUTION

Nonmonetary assistance is reported in the schedule at the fair value of the commodities received and disbursed.

NOTE C - MATCHING REQUIREMENTS

Certain Federal programs require that the District contribute non-Federal funds (matching funds) to support the Federally- funded programs. The District has complied with the matching requirements. The expenditure of non-Federal matching funds is not included on the Schedule.

**REPORT ON INTERNAL CONTROL OVER FINANCIAL REPORTING AND ON COMPLIANCE AND
OTHER MATTERS BASED ON AN AUDIT OF
FINANCIAL STATEMENTS PERFORMED
IN ACCORDANCE WITH GOVERNMENT AUDITING STANDARDS**

To the Board of Education
Hamilton City School District:

We have audited the financial statements of the governmental activities, each major fund, and the aggregate remaining fund information of Hamilton City School District (the School District) as of and for the year ended June 30, 2008, which collectively comprise Hamilton City School District's basic financial statements and have issued our report thereon dated December 22, 2008. We conducted our audit in accordance with auditing standards generally accepted in the United States and the standards applicable to financial audits contained in *Government Auditing Standards*, issued by the Comptroller General of the United States.

Internal Control Over Financial Reporting

In planning and performing our audit, we considered the School District's internal control over financial reporting as a basis for designing our auditing procedures for the purpose of expressing our opinions on the financial statements, but not for the purpose of expressing an opinion on the effectiveness of the School District's internal control over financial reporting. Accordingly, we do not express an opinion on the effectiveness of the School District's internal control over financial reporting.

A control deficiency exists when the design or operation of a control does not allow management or employees, in the normal course of performing their assigned functions, to prevent or detect misstatements on a timely basis. A significant deficiency is a control deficiency, or combination of control deficiencies, that adversely affects the entity's ability to initiate, authorize, record, process, or report financial data reliably in accordance with generally accepted accounting principles such that there is more than a remote likelihood that a misstatement of the entity's financial statements that is more than inconsequential will not be prevented or detected by the entity's internal control. We consider the deficiency labeled as 2008-1 in the accompanying schedule of findings and questioned costs as to be a significant deficiency in internal control over financial reporting.

A material weakness is a significant deficiency, or combination of significant deficiencies, that results in more than a remote likelihood that a material misstatement of the financial statements will not be prevented or detected by the School District's internal control.

160 north breiel blvd.
middletown, oh 45042

www.cshco.com
3 p. 513.424.5000
f. 513.422.7882

Our consideration of internal control over financial reporting was for the limited purpose described in the first paragraph of this section and would not necessarily identify all deficiencies in internal control that might be significant deficiencies or material weaknesses. However, we believe that none of the significant deficiencies described above is a material weakness.

Compliance and Other Matters

As part of obtaining reasonable assurance about whether Hamilton City School District's financial statements are free of material misstatement, we performed tests of its compliance with certain provisions of laws, regulations, contracts, and grant agreements, noncompliance with which could have a direct and material effect on the determination of financial statement amounts. However, providing an opinion on compliance with those provisions was not an objective of our audit and, accordingly, we do not express such an opinion. The results of our tests disclosed no instances of noncompliance that are required to be reported under *Government Auditing Standards*.

The School District's response to the findings identified in our audit are described in the accompanying schedule of findings and questioned costs. We did not audit the School District's response and, accordingly, we express no opinion on it.

This report is intended solely for the information and use of the Board of Education, management, and federal awarding agencies and pass-through entities, and is not intended to be and should not be used by anyone other than these specified parties.

Clark, Schaefer, Haeckel & Co.

Middletown, Ohio
December 22, 2008

REPORT ON COMPLIANCE WITH REQUIREMENTS APPLICABLE TO EACH MAJOR PROGRAM AND ON INTERNAL CONTROL OVER COMPLIANCE IN ACCORDANCE WITH OMB CIRCULAR A-133

To the Board of Education
Hamilton City School District:

Compliance

We have audited the compliance of Hamilton City School District, Ohio (the School District) with the types of compliance requirements described in the *U.S. Office of Management and Budget (OMB) Circular A-133 Compliance Supplement* that are applicable to each of its major federal programs for the year ended June 30, 2008. The School District's major federal programs are identified in the summary of auditors' results section of the accompanying schedule of findings and questioned costs. Compliance with the requirements of laws, regulations, contracts, and grants applicable to each of its major federal programs is the responsibility of Hamilton City School District's management. Our responsibility is to express an opinion on Hamilton City School District's compliance based on our audit.

We conducted our audit of compliance in accordance with auditing standards generally accepted in the United States; the standards applicable to financial audits contained in *Government Auditing Standards*, issued by the Comptroller General of the United States; and OMB Circular A-133, *Audits of States, Local Governments, and Non-Profit Organizations*. Those standards and OMB Circular A-133 require that we plan and perform the audit to obtain reasonable assurance about whether noncompliance with the types of compliance requirements referred to above that could have a direct and material effect on a major federal program occurred. An audit includes examining, on a test basis, evidence about Hamilton City School District's compliance with those requirements and performing such other procedures as we considered necessary in the circumstances. We believe that our audit provides a reasonable basis for our opinion. Our audit does not provide a legal determination of Hamilton City School District's compliance with those requirements.

In our opinion, Hamilton City School District complied, in all material respects, with the requirements referred to above that are applicable to each of its major federal programs for the year ended June 30, 2008.

160 north breiel blvd.
middletown, oh 45042

www.cshco.com
5. 513.424.5000
f. 513.422.7882

Internal Control Over Compliance

The management of Hamilton City School District is responsible for establishing and maintaining effective internal control over compliance with the requirements of laws, regulations, contracts, and grants applicable to federal programs. In planning and performing our audit, we considered Hamilton City School District's internal control over compliance with requirements that could have a direct and material effect on a major federal program in order to determine our auditing procedures for the purpose of expressing our opinion on compliance, but not for the purpose of expressing an opinion on the effectiveness of the School District's internal control over compliance. Accordingly, we do not express an opinion on the effectiveness of the School District's internal control over compliance.

A control deficiency in the School District's internal control over compliance exists when the design or operation of a control does not allow management or employees, in the normal course of performing their assigned functions, to prevent or detect noncompliance with a type of compliance requirement of a federal program on a timely basis. A significant deficiency is a control deficiency, or combination of control deficiencies, that adversely affects the entity's ability to administer a federal program such that there is more than a remote likelihood that noncompliance with a type of compliance requirement of a federal program that is more than inconsequential will not be prevented or detected by the School District's internal control. We consider the deficiency in internal control over compliance described in the accompanying schedule of findings and questioned costs as item 2008-2 to be a significant deficiency.

A material weakness is a significant deficiency, or combination of significant deficiencies, that results in more than a remote likelihood that material noncompliance with a type of compliance requirement of a federal program will not be prevented or detected by the School District's internal control. We did not consider the deficiency described in the accompanying schedule of findings and questioned costs to be a material weakness.

The School District's responses to the findings identified in our audit are described in the accompanying schedule of findings and questioned costs. We did not audit the School District's response and, accordingly, we express no opinion on it.

Our consideration of internal control over compliance was for the limited purpose described in the first paragraph of this section and would not necessarily identify all deficiencies in internal control that might be significant deficiencies or material weaknesses. We did not identify any deficiencies in internal control over compliance that we consider to be material weaknesses, as defined above.

Schedule of Expenditures of Federal Awards

We have audited the financial statements of the governmental activities, each major fund, and the aggregate remaining fund information of the School District as of and for the year ended June 30, 2008, and have issued our report thereon dated December 22, 2008. Our audit was performed for the purpose of forming opinions on the financial statements that collectively comprise the School District's basic financial statements. The accompanying schedule of expenditures of federal awards is presented for purposes of additional analysis as required by OMB Circular A-133 and is not a required part of the basic financial statements. Such information has been subjected to the auditing procedures applied in the audit of the basic financial statements and, in our opinion, is fairly stated, in all material respects, in relation to the basic financial statements taken as a whole.

This report is intended solely for the information and use of the Board of Education, management, and federal awarding agencies and pass-through entities, and is not intended to be and should not be used by anyone other than these specified parties.

Clark, Scharfer, ~~Hatch~~ & Co.

Middletown, Ohio
December 22, 2008

Section I - Summary of Auditors' Results

Financial Statements

Type of report issued on financial statements:	unqualified
Internal control over financial reporting:	
Material weakness(es) identified?	none
Reportable condition(s) identified not considered to be material weaknesses?	yes
Noncompliance material to financial statements noted?	none

Federal Awards

Internal Control over major programs:	
Material weakness(es) identified?	none
Reportable condition(s) identified not considered to be material weaknesses?	yes
Type of auditors' report issued on compliance for major programs:	unqualified
Any audit findings that are required to be reported in accordance with Circular A-133, Section .510(a)?	none
Identification of major programs:	
Nutrition Custer CFDA 10.553, 10.555, &10.559	
Adult and Basic Education – CFDA 84.002	
Improving Teacher Quality – CFDA 84.367	
Dollar threshold to distinguish between Type A and Type B Programs:	\$320,741
Auditee qualified as low-risk auditee?	Yes

Section II - Financial Statement Findings

Finding 2008-1 – Audit Adjustment

During the course of our audit, we identified a misstatement in the financial statements for the year under audit that was not initially identified by the School District's internal control. Throughout the year, the School District maintains its books and records on the cash-basis of accounting and converts its financial statements at year-end to generally accepted accounting principles. The audit adjustment was necessary to correct an error made during the School District's conversion process in the calculation of the construction in progress, accounts payable, and contracts payable. The School District overstated the construction in progress and understated the accounts payable and the contracts payable.

Management response: *The audit adjustments referred to above were due to an inadvertent mistake made by the District in the calculation of the contracts payable, accounts payable and construction in progress which resulted in the correction. This misstatement was related to a non-routine transaction which occurred during the GAAP conversion process which is not a normal or regular part of the District's controls over the GAAP conversion process. It was an isolated situation; however, the School District has established a process for additional review of non-routine transactions during the GAAP conversion process to ensure that such mistakes will not occur in the future.*

Section III - Federal Award Findings and Questioned Costs

Finding 2008-2 – Schedule of Expenditures of Federal Awards

In accordance with the U.S. Office of Management and Budget Circular A-133, *Audits of States, Local Governments, and Non-Profit Organizations*, management is responsible for identifying all Federal awards received and expended and the Federal programs under which they were received. Federal program and award identification shall include, as applicable, the CFDA title and number, award number and year, name of the Federal agency, and name of the pass-through entity. The School District's schedule of expenditure of federal awards was not complete as a program was omitted and program expenditures were not accurate for other programs. The omitted program was subsequently added to the schedule and expenditures corrected. In addition to our opinions on the School District's financial statements, we are also required to express an "in relation to" opinion on the schedule of expenditures of federal awards. We were only able to express an unqualified opinion after correcting the School District's schedule of expenditures of federal awards. We recommend the School District review fiscal year activity to ensure that all federal programs have been accounted for accurately on the schedule.

Management response: *The Schedule of Expenditures of Federal Awards is supplementary to the financial statements and is not a required part of the basic financial statements per OMB Circular A-133. Although the schedule did exclude one program it is important to note that the financial statements upon which the auditor's opinion is rendered were complete and accurate. Past schedules of Federal Financial Assistance have been prepared as part of the audit. Whereas, the auditors now want to count any modifications as findings, we will change our procedures for completing the schedule of Federal Financial Assistance to omit the auditors from the process.*

Hamilton City School District
Schedule of Prior Audit Findings
Year Ended June 30, 2008

The prior audit disclosed no instances of noncompliance with requirements of major federal programs. In addition, no reportable conditions or material weaknesses with respect to internal controls over compliance with requirements that could have a direct and material effect on a major federal program were reported in the prior year.



At Clark Schaefer Hackett, we are the sum of our individuals. Each team member's training and experience are well-suited for each client's purpose and goals. We are committed to providing insightful and customized service — from efficient compliance to sophisticated consulting — to help each client prosper today and plan for future success.

cincinnati | columbus | dayton | middletown | springfield

www.cshco.com



HAMILTON

CITY SCHOOL

D I S T R I C T


Hamilton, Ohio

Comprehensive Annual Financial Report


For the Fiscal Year Ended
June 30, 2008




BOARD OF EDUCATION




Glenn Stitsinger, D.D.S.
President



George N. Jonson, Esq.
Vice-President



Larry Bowling
President




Dave Davidson
Member



Anna Harvey
Member



Janet Baker
Superintendent



Robert A. Hancock, C.P.A.
Treasurer

COMPREHENSIVE ANNUAL FINANCIAL REPORT

of the

HAMILTON CITY SCHOOL DISTRICT

HAMILTON, OHIO

For the Fiscal Year Ended June 30, 2008

BOARD OF EDUCATION

Glenn Stitsinger, D.D.S.	President
George N. Jonson, Esq.	Vice-President
Larry Bowling	Member
David Davidson, Esq.	Member
Anna Harvey	Member

SUPERINTENDENT OF SCHOOLS

Janet Baker

ISSUED BY

TREASURER'S OFFICE

Robert A. Hancock, C.P.A.
Treasurer

BENEFITS OF NEW ELEMENTARY NEIGHBORHOOD SCHOOLS



Each new elementary school will feature a cafeteria that is connected to the gymnasium. This large area will allow for larger assemblies and evening events.



Extended Learning Areas are small work areas located between two regular sized classrooms that can be used for individual or small group learning.



The media centers for each school will be one of the focal points of the building. They will house room for classes, research areas, computers and an extensive book collection.

- * Classrooms located in clusters or pods to enhance better grade-level teaching and staff collaboration
 - * State of the art technology throughout the buildings
 - * Natural daylighting in classrooms and learning areas
- * Separate bus and car drop-off and pick-up for better safety
 - * Buildings designed for parent and community usage
 - * Enhanced security

COMMUNITY COMMITTEE WORKS ON NEW SCHOOL ATTENDANCE AREAS

The members of the Board of Education appointed a Boundary Committee made up of parents, community members and teacher and principal representatives. The goal of the committee, under the leadership of Mr. Jim Paulus, is to recommend a preferred attendance boundary option to the Board of Education for the eight new elementary schools. Criteria for establishing boundaries include: maintain neighborhood schools; minimal disruption of students; use of major geographic identifiers (major roads, rivers and railroads); minimize costs; and maximize educational opportunities.

The committee has met over a five month period to review four options and are currently in the process of studying variations of the most desirable option which will be presented to the community at two public forums. The District thanks this committee for their time, input and decision making. Establishing appropriate boundaries is important as we transition to the new neighborhood schools.



**Hamilton City School District
Comprehensive Annual Financial Report
Fiscal Year Ended June 30, 2008**

Table of Contents

Board Members
Title Page

I. INTRODUCTORY SECTION

Table of Contents	i
Letter of Transmittal	v
GFOA Certificate of Achievement	xv
ASBO Certificate of Excellence	xvi
Organizational Chart	xvii
Appointed Officials	xviii
Consultants and Advisors	xix

II. FINANCIAL SECTION

Independent Auditor's Report	1
Management's Discussion and Analysis	3
Basic Financial Statements:	
Government-wide Financial Statements:	
Statement of Net Assets	14
Statement of Activities	15
Fund Financial Statements:	
<i>Governmental Funds:</i>	
Balance Sheet	16
Reconciliation of Total Governmental Fund Balances to Net Assets of Governmental Activities	18
Statement of Revenues, Expenditures, and Changes in Fund Balances	20
Reconciliation of the Statement of Revenues, Expenditures, and Changes in Fund Balances of Governmental Funds to the Statement of Activities	22
<i>Fiduciary Funds:</i>	
Statement of Net Assets	23
Statement of Changes in Net Assets	24
Notes to the Basic Financial Statements	25

Hamilton City School District Comprehensive Annual Financial Report Fiscal Year Ended June 30, 2008

Table of Contents (Continued)

Required Supplementary Information:

Schedule of Revenues, Expenditures, and Changes in Fund Balances – Budget and Actual (Non-GAAP Budgetary Basis) – General Fund	48
Notes to Required Supplementary Information	52

Supplemental Section – Combining Statements and Individual Fund Schedules:

Other Major Governmental Fund Descriptions	54
Schedule of Revenue, Expenditure, and Changes in Fund Balance – Budget and Actual (Non GAAP Budgetary Basis) for the following funds:	
Debt Service Fund	55
Permanent Improvement Capital Projects Fund	56
Building Program Capital Projects Fund	59
Capital Projects (CFAP) Fund	60
Non-Major Governmental Fund Descriptions	61
Combining Balance Sheet – Non-Major Governmental Funds	65
Combining Statement of Revenues, Expenditures, and Changes in Fund Balances – Non-Major Governmental Funds	66
Combining Balance Sheet – Non-Major Special Revenue Funds	67
Combining Balance Sheet – Non-Major Capital Projects Funds	73
Combining Statement of Revenues, Expenditures, and Changes in Fund Balances – Non-Major Special Revenue Funds	75
Combining Statement of Revenues, Expenditures, and Changes in Fund Balances – Non-Major Capital Projects Funds	82
Schedule of Revenue, Expenditures, and Changes in Fund Balance – Budget and Actual (Non-GAAP Budgetary Basis) for the following funds:	
Insurance Replacement	83
TV Hamilton	84
Public School Support	85
Other Grants	86
Classroom Facilities Maintenance	87
Athletic Fund	88
Auxiliary Service	90
Management Information System	91
Early Childhood Education	92
Entry Year Program	93
Network Connectivity	94
School Net Professional Development	95
Ohio Reads Volunteer Grant	96
Alternative Schools	97
Poverty Based Assistance	98
Miscellaneous State Grants	99
Adult Basic Education	100
Title VI-B	101

**Hamilton City School District
Comprehensive Annual Financial Report
Fiscal Year Ended June 30, 2008**

Carl D. Perkins 102

Table of Contents (Continued)

Bilingual Education Program (Title III)	103
Title I	104
Title V	106
Drug Free Schools	107
Title VI-B Preschool	108
Improving Teacher Quality	109
Miscellaneous Federal Grants	110
Food Service	111
Uniform School Supplies	112
Vocational Rotary	113
Adult Education	114
Miscellaneous Capital Projects	115
SchoolNet Plus	116
Combining Statement of Changes in Assets and Liabilities – Agency Funds	117

III. Statistical Section

Statistical Section Contents	118
Schedule 1: Net Assets by Component	119
Schedule 2: Changes in Net Assets	120
Schedule 3: Fund Balances by Governmental Funds	121
Schedule 4: Governmental Fund Revenues, Expenditures and Changes In Fund Balances	123
Schedule 5: Assessed Value and Actual Value of Taxable Property	125
Schedule 6: Property Tax Rates	127
Schedule 7: Principal Property Tax Payers	128
Schedule 8: Property Tax Levies and Collection	129
Schedule 9: Outstanding Debt by Type	131
Schedule 10: Direct and Overlapping Governmental Activities Debt	132
Schedule 11: Legal Debt Margin Information	133
Schedule 12: Demographic and Economic Statistics	135
Schedule 13: Principal Employers	136
Schedule 14: Full-Time Equivalent District Employees by Function	137
Schedule 15: Operating Statistics	138
Schedule 16: School Building Information	139

This Page Intentionally Left Blank



December 22, 2008

To the Citizens and Board of Education of the Hamilton City School District:

The Comprehensive Annual Financial Report (CAFR) of the Hamilton City School District (District) for the fiscal year ended June 30, 2008, is hereby submitted. This report was prepared by the Treasurer's Office, and includes the unqualified opinion of our independent auditors, Clark, Schaefer, Hackett & Co. Responsibility for both the accuracy of the data, and the completeness and fairness of the presentation, including all disclosures, rests with the District. To the best of our knowledge and belief, the enclosed data are accurate in all material respects and are reported in a manner designed to present fairly the financial position and results of operations of the various funds of the District. All disclosures necessary to enable the reader to gain an understanding of the District's financial activities have been included. The CAFR conforms to generally accepted accounting principles (GAAP) and was prepared in conformance with the standards of financial reporting established by the Governmental Accounting Standards Board (GASB) using guidelines recommended by the Government Finance Officers Association of the United States and Canada (GFOA).

The CAFR is presented in three sections: introductory, financial, and statistical. The Introductory Section includes this transmittal letter, the District's organizational chart and a list of principal officials. The Financial Section includes the basic financial statements and the combining and individual fund financial statements and schedules, as well as the auditors report on the financial statements and schedules. The Statistical Section includes selected financial and demographic information, generally presented on a multi-year basis.

GAAP also require that management provide a narrative introduction, overview and analysis to accompany the basic financial statements in the form of Management's Discussion and Analysis (MD&A). This letter of transmittal is designed to complement the MD&A and should be read in conjunction with the MD&A. The District's MD&A follows the report of the independent auditors.

Copies of this report will be widely distributed throughout the District. A copy will be sent to all school buildings, the Chamber of Commerce, major taxpayers, Lane Public Library, Standard and Poor's financial rating service, various financial institutions, the District's business advisory council, and any other interested parties.

This report includes all funds which the District has fiduciary control. The District provides a full range of traditional and non-traditional educational programs and services. These include elementary and

secondary curriculum offerings at the general, college preparatory, and vocational levels; a broad range of co-curricular and extracurricular activities; adult and community education offerings; special education programs and community recreation facilities.

In addition to providing these general activities, the District acts as fiscal agent for state funds distributed to parochial schools located within the District boundaries. Therefore, in accordance with GASB Statement 24, this fiduciary responsibility is included in the reporting entity as a special revenue fund. The parochial schools served are St. Ann's, St. Joseph, St. Julie Billiart, St. Peter-in-Chains, Immanuel Lutheran, and Stephen T. Badin High School. While these organizations are similar in operations and services provided, each is a separate and distinct entity whose financial statements are not included in this report.

The District's Board of Education also serves as the statutory overseer of the Lane Public Library (the Library). As provided by Ohio law, the Board of Education appoints trustees to the Library and approves the Library's annual tax budget. However, the District is not financially accountable for the activities of the Library. Furthermore, the District has only ministerial approval of the Library's tax budget and can not amend the budget. The trustees are charged with the responsibility of managing the Library's overall operations and the Library is a separate entity for financial reporting. Accordingly, the Library's financial position is not included in this report.

Economic Condition and Outlook

The District services an area of 19.85 square miles. Approximately 98% of the area is in the City of Hamilton. The entire District is located in Butler County, and its boundaries generally correspond with the City of Hamilton, the county seat.

The City of Hamilton is located in southwestern Ohio, midway between Dayton and Cincinnati. It offers an abundant supply of productive resources and proximity to both national and international marketplaces. With nearly two-thirds of the total United States population, income, and manufacturing activity within overnight transportation of the region, Hamilton is considered a prime location for market oriented firms.

The unemployment rate for the city of Hamilton increased to 6.6% in June 2008, up 1.4% from 5.2% in June 2007 according to the Ohio Bureau of Employment Services. The nation's unadjusted unemployment rate was 5.5% for June 2008. The unadjusted unemployment rate for the state of Ohio in June 2008 was 6.6%, up from 6.1% in July 2007. Employment in the state of Ohio was 5,424,700 in June 2008.

Hamilton's largest manufacturing industry is paper. The second largest industry is healthcare due to Fort Hamilton Hospital. The next largest industry is services due to the location of the Butler County Administrative Offices located in downtown Hamilton.

The District and Its Facilities

The District's enrollment has slightly increased over the past year. Prior to this year, there were nine consecutive years that the District's enrollment has decreased. The District had an enrollment of 9,000 students compared to 8,956 students for the fiscal year that ended June 30, 2007.

The District's facilities include 13 neighborhood elementary schools, two junior high schools, one freshman school, one comprehensive high school (grades 10-12), one alternative school, a maintenance building, a transportation facility, a central food service warehouse, a central office building, and several athletic fields. George Washington Education Center which formerly housed the Alternative School was closed this year. The Alternative School is now housed at the former McKinley Kindergarten Center. The George Washington building has been razed and the new Linden Elementary School is under construction.

As of June 30th, 2008 the district had four new elementary schools under construction. As of the date of this report the district had eight elementary schools under construction.

Organization of the District

The Board of Education of the Hamilton City School District (the Board) is a five-member body politic and corporate, as defined by Section 3313.02 of the Ohio Revised Code. The Board serves as the taxing authority, contracting body, policy maker, and ensures that all other general laws of the State of Ohio are followed in the expenditure of the District's tax dollars, and approves the annual appropriation resolution and tax budget.

The Board members represent a cross section of professions found in Hamilton. The Board members on June 30, 2008 were as follows:

Board Member	<u>Service as a Board Member</u>		Profession
	Began	Expires	
Glenn Stitsinger, D.D.S., President	01/01/86	12/31/09	Dentist
George N. Jonson, Esq., Vice-President	01/01/82	12/31/09	Lawyer
Larry Bowling	01/01/88	12/31/11	Insurance Agent
Anna Harvey	01/01/02	12/31/09	Customer Service Representative
David Davidson, Esq.	09/11/07	12/31/11	Lawyer

The Superintendent is the chief executive officer of the District, responsible directly to the Board for all education and support operations. Mrs. Janet Baker was appointed Superintendent on June 16, 1992. Mrs. Baker has been in the education profession for 38 years; 3 years as a teacher, and 35 years in administration. Mrs. Baker has a BS in Education from Miami University and a ME from Eastern Kentucky University, and has taken several semester hours of education beyond a master's degree.

The Treasurer is the chief financial officer of the District, responsible directly to the Board for maintaining all financial records, issuing all payments, maintaining custody of all District funds and assets, and investing idle funds as specified by Ohio Law. Mr. Robert A. Hancock, CPA was appointed Treasurer on October 11, 1993. Mr. Hancock, a Certified Public Accountant, has been in the government finance profession for 24 years; 4 years in the government auditing profession, and 20 years as a school district treasurer. Mr. Hancock has a BA with majors in Accounting and Business from Bluffton College.

Employee Relations

The District currently has approximately 1,345 full-time and part-time employees. There are five organizations representing District employees. The Board concluded its current negotiations with all

five labor organizations and settled on two-year agreements that will cover the 2007-2008 and 2008-2009 school years. Those agreements provide a 2% annual increase to all salary schedules.

The Hamilton City Organization of School Administrators and Supervisors (HCOSAS) represent the District's administrators. The Hamilton Classroom Teachers Association (HCTA) represents district teachers and educational specialists for collective bargaining purposes. Classified employees are represented by three bargaining units depending on the position held with the District. They are as follows:

- The District's bus drivers are represented by the Ohio Association of Public School Employees Chapter 711 (OAPSE 711);
- The District's clerical personnel are represented by the Ohio Association of Public School Employees Chapter 151 (OAPSE 151); and
- The District's maintenance and food service employees are represented by the American Federation of State, Municipal, and County Employees (AFSCME 468).

Services Provided

The District provides a wide variety of educational and support services as mandated by the Ohio Revised Code or Board directives. The District's fleet of buses provides transportation services to public and parochial students. Many of the District's students walk to school due to the proximity of neighborhood schools to student population centers.

The food service department serves meals daily at the District's seventeen school lunchrooms. The District's food service department also operates a central warehouse for federal commodities and bulk purchase food items.

In addition to transportation and school lunch support services offered to children in the District, students also receive guidance, psychological, and health services free of charge. The guidance services are designed to help a student match their natural skills with vocational and/or academic programs to help them achieve their full potential in life. Psychological services offer a wide variety of help to students ranging from early developmentally handicapped identification to drug and behavior counseling. Health services provide limited medical services free of charge to many of Hamilton's youths who otherwise would be unable to have access to these basic needs.

At the center of the District's services are the instructional programs. The District offers regular instructional programs daily to students in grades kindergarten through twelve. The District serves students with an interest in specific trades through vocational education. The District also serves children who need individual instruction, who are physically or mentally handicapped, or who are academically gifted. These students receive services through the wide array of special education programs offered in the District.

Programs are also offered to adults in the community through the adult education and adult basic education programs. These programs are designed to offer continuing education to non-traditional students and to help adults obtain a high school diploma. Finally, there are several academic and athletic programs, which students can participate in to provide a number of enriching experiences. Many lessons and activities provide a lifetime of memories to Hamilton's students.

Major Initiatives and Events – FY 2008

District Implements Open Enrollment

The Hamilton City School District implemented an Open Enrollment Policy for students who live outside the attendance boundaries and wish to attend the District on a tuition-free basis. The goal of the Policy is to fill as many available seats as possible without adding additional cost to the district. The business community would refer to this as reducing their idle capacity. The District does not add staff to accommodate open enrollment students. Class sizes are also closely monitored to assure that this does not create unacceptably high class sizes. Transportation to and from school is the responsibility of the parent. The District generated close to \$300,000 since implementing this Policy.

Field of Excellence Turf Field Becomes Reality

Led by Board of Education member George Jonson and community member Bill Wilks, the District was able to install a synthetic all-weather turf field at the Virgil M. Schwarm Stadium during the summer 2007. With a \$100,000 pledge from the Hamilton Community Foundation and a \$25,000 pledge from the Hamilton High Boosters Group, many individuals, companies and organizations donated funds to make the Stadium a first class facility. More than 100 events have taken place since the installation including Hamilton High and Badin High boys' and girls' soccer and football games. The District commends the community for making the Field of Excellence a reality.

Leap Frogs Drop in HHS Stadium

Member of the U.S. Navy Parachute Team, the Leap Frogs, dropped in the Virgil M. Schwarm Stadium in front of 1,700 Hamilton High School students as part of the Cincinnati Navy Week. This was a series of events that highlighted the U.S. Navy and the performance allowed students to experience some things they may never see in their lives. The Leap Frogs dropped onto the middle of the field carrying the American Flag and demonstrated various formations to the crowd.

Names Selected for Eight New Elementary Schools

The Hamilton City School District Board of Education agreed to the names of the eight new elementary schools which will be completed in 2009 and 2010. Over 300 people voiced their opinion on names – be it a continuation of Presidents' names, historical names, a combination of current names or geographical names. The majority of those surveyed recommended geographical names as Brookwood, Bridgeport, Crawford Woods, Fairwood, Highland, Linden, Ridgeway and Riverview Elementary Schools. The first four schools which will open in Fall 2009 are Bridgeport, Fairwood, Linden and Ridgeway and groundbreakings were held in Fall 2008. Students performed at each groundbreaking and comments were made from local and state government officials.

School Construction is Boost to City Cooffers

With the District's \$200 million Master Plan for Facilities over the next several years, the construction will generate more than \$2.3 million in new income taxes, according to the Greater Hamilton Chamber of Commerce. This investment in the community should generate about \$350 million in total regional economic activity. The figures were determined by a labor study completed by Turner Construction. The District is excited to be the catalyst on the resurgence of the city.

HHS Carpentry Class Rebuilds City Park Shelter

Hamilton High School's Career Technical Education Carpentry Class restored a burned-out shelter at Millikin Woods Park. The shelter was damaged two years ago and the city of Hamilton's Parks and Recreation Commission Board suggested our students rebuild it. They were happy to work on this worthwhile endeavor to give back to the community.

Teacher Bill Huth Named Educator of the Year

Bill Huth, teacher at Fillmore Elementary School, was named the Harry T. Wilks' Educator of the Year for 2007. Called "an inspiration and role model", Mr. Huth has had a career that spans three decades. For years he has offered free tutoring to students in need. Mr. Huth received a \$3,000 honorarium for the school and the four finalists – Sandra Bussell, Lincoln Elementary; Andrea Chizek, Monroe Elementary; Melissa Doerr, Harrison Elementary; and Becky Webb, Cleveland Elementary – received a \$500 honorarium.

Three Schools Named "Schools of Promise"

Three elementary schools – Adams, Hayes and Lincoln – have been named "Schools of Promise" by the Ohio Department of Education. The award recognizes schools across the state which demonstrate high achievement in reading and math for all groups of students, despite the fact that 40% or more of its students are economically disadvantaged. This is the second year that Hayes has been named a School of Promise. The District commends the students and staff who worked hard to achieve this distinction.

Character Day a Huge Success

Hamilton City School District's Director of Social Responsibility, Jim Place, and his core team offered a full day Challenge Day to over 1,500 students in grades 9 through 12. Each class was transported to Miami University Hamilton for a daylong exercise in which students learned about themselves and others with the overriding theme of acceptance and understanding. Over 150 staff and community members received a one day training before they volunteered to help with Character Day. The District appreciates the support that Miami University Hamilton, the Butler County United Way and the many other local agencies showed to help this endeavor be so successful. The District is committed to teaching the whole child and to demonstrating honesty, personal responsibility, acceptance, compassion and respect to our students so that they become better adults.

Hamilton High's Junior ROTC Makes Nationals

The Hamilton High School Navy Junior ROTC earned a spot in national academics, athletics' and drill championships that was held at the Naval Station in Pensacola, Florida in April. As a result of their success at many of the competitive events, Hamilton's JROTC unit was one of 25 schools in the nation to compete, representing Ohio, Indiana and Michigan. In order to be selected, the unit competed in a 100 question academic exam, four athletic events – curl-ups, push-ups, a shuttle relay and oval relay – five drill events and a unit personnel inspection. The District is proud of these fine men and women who represented themselves well.

Boundary Committee Works Hard for New Attendance Areas

The Board of Education created a Boundary Committee, led by community leader Jim Paulus, to review the attendance areas for the eight new elementary schools. The committee, comprised of teachers, principals, parents and city officials, spent many hours reviewing the various options for each attendance area. Once they had narrowed the options to 2-3, two public forums were held so that parents and community members could review and give input to the options before the Committee made its final recommendation to the Board members. Good discussion was held at both forums and the Committee presented its recommendation to the Board of Education in spring 2008. Once the enrollment numbers for the 2008-2009 school year are finalized, the committee will convene again to see if any boundaries need to shift before the first four buildings open in fall 2009. The District commends the Committee on the many hours and discussion meetings they participated in to come to the best attendance areas for our students.

Board Decides to Partially Replace Wilson Middle School

The Board of Education has been working with the Ohio School Facilities Commission for over 10 years to create the Master Plan for Facilities. After various discussions and weighing the options, the Board made the decision to partially replace Wilson Middle School, keeping the library media center and the Fine Arts wing which were constructed in 2000. The school will close in spring 2009 and Wilson students will be housed at Lincoln and Adams elementary schools during the two year construction period.

Financial Information

The District's accounting system is organized on a "fund" basis. Each fund is a distinct, self-balancing accounting entity. Records for general governmental operations are maintained on a cash basis system of accounting as prescribed by the Auditor of State. Cash basis accounting differs from generally accepted accounting principles (GAAP) as promulgated by the Governmental Accounting Standards Board (GASB). The Board approved a conversion to GAAP for financial reporting beginning with the 1990 fiscal year.

Internal Controls

Management is responsible for establishing and maintaining an internal control structure designed to ensure that the assets of the District are protected from loss, theft, or misuse. These controls also ensure that adequate accounting data are compiled to allow for the preparation of financial statements in conformity with generally accepted accounting principles. The internal control structure is designed to provide reasonable, but not absolute, assurance that these objectives are met. The concept of reasonable assurance recognizes that: (1) the cost of control should not exceed the benefits likely to be derived from its implementation; and (2) the valuation of cost and benefits requires estimates and judgments by management.

Single Audit Act

As a recipient of federal and state financial assistance, the District is responsible for ensuring that an adequate internal control structure is in place to ensure compliance with applicable laws and regulations

related to those programs. This internal control structure is subject to periodic evaluation by management of the District.

As part of the District's single audit, tests are made to determine the adequacy of the internal control structure, including that portion related to federal financial assistance programs, as well as to determine that the District has complied with applicable laws and regulations. The results of the District's single audit for the fiscal year ended June 30, 2008 provided no instances of material weaknesses in the internal control structure or significant violations of applicable laws and regulations.

Budgetary Controls

The District maintains its accounts, appropriations, and other financial records in accordance with the procedures established and prescribed by the Auditor of State. The objective of these budgetary controls is to ensure compliance with legal provisions embodied in the annual appropriation resolution approved by the Board of Education. Activities of all funds are included in the annual appropriation resolution. The level of budgetary control (that is, the level at which expenditures cannot legally exceed the appropriated amount) is established at the individual fund level. The District also maintains an encumbrance accounting system to assist in budgetary control. Unencumbered appropriations lapse at year-end. Encumbered amounts at year-end are carried forward to succeeding years and not re-appropriated. As demonstrated by the statements and schedules included in the financial section of this report, the District continues to meet its responsibility for sound financial management.

In order to comply with Ohio budgetary law, the School District amends the appropriations during the last week of the fiscal year. Since little or no financial transactions are completed after this amendment, the budget versus actual variance is typically insignificant. Amendments are properly approved in accordance with Ohio law.

Other Information

Awards:

GFOA Certificate of Achievement

The Government Finance Officers Association of the United States and Canada (GFOA) awarded a Certificate of Achievement for Excellence in Financial Reporting to the Hamilton City School District for its Comprehensive Annual Financial Report for the fiscal year ended June 30, 2007. In order to be awarded a Certificate of Achievement, a government must publish an easily readable and efficiently organized comprehensive annual financial report. This report must satisfy both generally accepted accounting principles and applicable legal requirements.

A Certificate of Achievement is valid for a period of one year only. The District believes that its current comprehensive annual financial report continues to meet to the Certificate of Achievement Program's requirements, and the District is submitting it to the GFOA to determine its eligibility for another certificate.

ASBO Certificate of Excellence

The Association of School Business Officials International (ASBO) awarded a Certificate of Excellence on Financial Reporting for the fiscal year ended June 30, 2007 to the District. This is the 14th consecutive year the District has received this award. This award certifies that the Comprehensive Annual Financial Report for the fiscal year ended June 30, 2007 substantially conforms to the principles and standards financial reporting as recommended and adopted by the Association of School Business Officials. This award is granted only after an intensive review of the financial report by an expert panel of certified public accountants and practicing school business officials. Management believes the Comprehensive Annual Financial Report for the fiscal year ended June 30, 2008, which will be submitted to ASBO for review, will again conform to ASBO's principles and standards as well.

Independent Audit

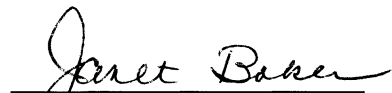
State statutes require an annual audit by independent accountants or the State Auditor's Office. Clark, Schaefer, Hackett & Co. conducted the District's 2008 fiscal year audit. In addition to meeting the requirements set forth in state statutes, the audit also was designed to meet the requirements of the Federal Single Audit Act as amended in 1996 and related OMB Circular A-133. The auditor's report on the basic financial statements and combining and individual fund statements and schedules is included in the financial section of this report.

Acknowledgments

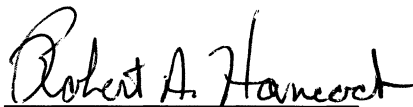
The preparation and publication of this report on a timely basis could not have been possible without the cooperation of the entire Treasurer's Office.

And finally, this report would not have been possible without the support and interest of the Board. Without their leadership and commitment to excellence this report would not be possible.

Sincerely,



Janet Baker
Superintendent



Robert A. Hancock, CPA
Treasurer

Certificate of Achievement for Excellence in Financial Reporting

Presented to

Hamilton City School District
Ohio

For its Comprehensive Annual
Financial Report
for the Fiscal Year Ended
June 30, 2007

A Certificate of Achievement for Excellence in Financial Reporting is presented by the Government Finance Officers Association of the United States and Canada to government units and public employee retirement systems whose comprehensive annual financial reports (CAFRs) achieve the highest standards in government accounting and financial reporting.




Oliver S. Cox

President

Jeffrey R. Emer

Executive Director

ASSOCIATION OF SCHOOL BUSINESS OFFICIALS INTERNATIONAL



This Certificate of Excellence in Financial Reporting

is presented to

Hamilton City School District

For its Comprehensive Annual Financial Report (CAFR)

For the Fiscal Year Ended June 30, 2007

upon recommendation of the Association's Panel of Review

which has judged that the Report substantially conforms

to principles and standards of ASBO's Certificate of Excellence Program

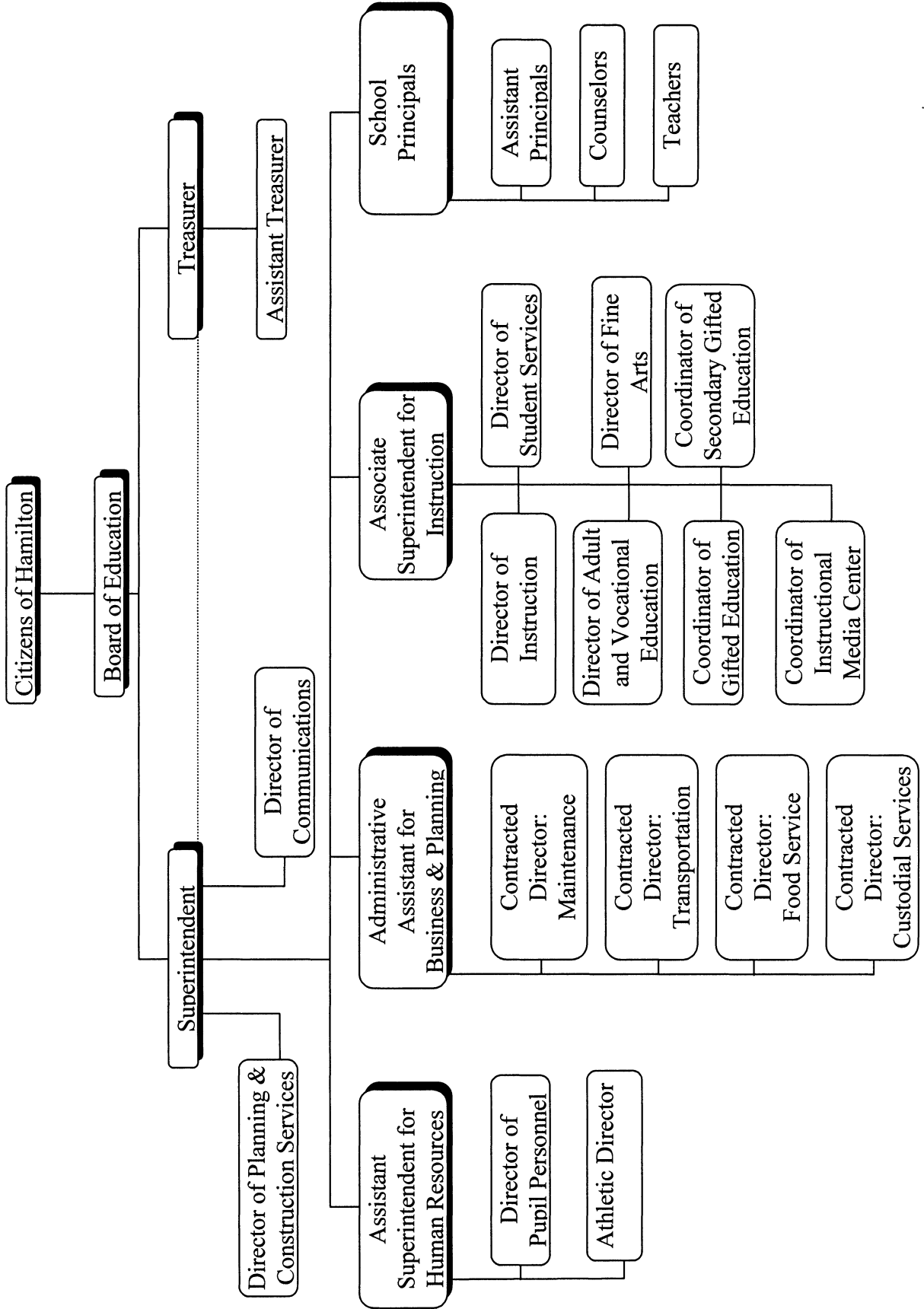
James E. Brundel

President

John D. Mueser

Executive Director

Hamilton City School District Organizational Chart



Hamilton City School District
Appointed Officials

Official	Title
Mrs. Janet Baker	Superintendent
Mr. Robert A. Hancock, CPA	Treasurer
Mrs. Barbara Fuerbacher	Associate Superintendent of Instruction
Dr. Everett Mann	Administrative Assistant of Business and Planning and State and Federal Programs
Mrs. Kathy Leist	Administrative Assistant for Human Resources
Mr. Jim Boerke	Director of Planning and Construction Services
Mrs. Joni Copas	Director of Communications
Mr. Bill Valerius	Director of Pupil Personnel
Mrs. Joan Avery	Director of Instruction
Mr. Tim Carr	Director of Student Services
Mr. Herbert Dietz	Director of Adult and Vocational Education
Mr. Laurin Sprague	Director of Fine Arts
Mr. Mike Burns	Director of Custodial Services
Mr. Lee Wallace	Director of Maintenance
Ms. Becky Goosey	Director of Transportation
Ms. Cinde Gorbandt	Director of Food Service
Mr. Michael Schlereth	Assistant Treasurer
Mr. Michael Dellapina	Athletic Director
Mr. Clair Brustkern	Coordinator of Instructional Media Center
Mrs. Karen Qualls	Coordinator of Secondary Gifted Education

**Hamilton City School District
Consultants and Advisors
For the Fiscal Year Ended June 30, 2008**

Architect

Steed-Hammond-Paul
82 Williams Avenue
Hamilton, Ohio 45011

Independent Auditor

Clark, Schaefer, Hackett, & Co.
160 N. Breiel Blvd
Middletown, Ohio 45042

Legal Council

Ennis, Roberts, & Fischer
Attorneys at Law
121 West Ninth Street
Cincinnati, Ohio 45202

Official Depositories

Fifth Third Bank
Third and High Streets
Hamilton, Ohio 45011

Lebanon Citizen National Bank
794 NW Washington Boulevard
Hamilton, Ohio 45013

Health Insurance - 3rd Party Administrator

Allied Benefits
S. LaSalle Street, Suite 1300
Chicago, IL 60604

Bond Council

Peck, Shaffer, & Williams
201 E. Fifth Street, Suite 900
Cincinnati, Ohio 45202

Investment Counselor

Seasongood & Mayer
414 Walnut Street
Cincinnati, Ohio 45202

Scheper & McGowan
2 South Third Street
Hamilton, Ohio 45011

First Financial Bank
Third and High Streets
Hamilton, Ohio 45011

State Treasury Asset Reserve of Ohio
1228 Euclid Avenue
Cleveland, Ohio 44115

This Page Intentionally Left Blank

FINANCIAL



“Students, parents, grandparents, staff and community ready their shovels to begin building *Ridgeway Elementary School*.”

Ridgeway Elementary, like the other three schools, is positioned on the site to take advantage of natural daylighting. Daylighting benefits student learning and also helps keep utility costs down.



Ridgeway
267 Wasserman Road



“Safety for all of us, a better learning environment and better technology are what a new school means to me”

- 4th grade student
Hayes Elementary School



Linden
801 Hoadley Avenue
(site of former George Washington Education Center)



“Mrs. Baker, *Superintendent*, helps Hayes student reach the microphone.”



“Students from Madison Elementary School, wearing plastic construction hard hats, wait to sing at the groundbreaking ceremony for *Fairwood Elementary School*.”



Fairwood
281 Fair Avenue

Did you know that Derek Howard, Garfield High School Class of 1974, is the architect who designed Fairwood? Derek excelled on this same site as an All-American football player before heading to the University of Michigan and graduating from Michigan’s College of Architecture.



Bridgeport
2171 Bridgeport Drive
(north of Hamilton Freshman School)

Did you know that the exterior of this new elementary school is designed to compliment the exterior of the *Hamilton Freshman School* which opened in 2004?

“Students and members of the successful November 2006 Bond Issue Campaign Committee join together in turning dirt. The passage of our local bond issue guarantees that the state of Ohio gives our school district \$120 million toward building *eight new elementary schools* and completing renovations at all secondary schools.”



INDEPENDENT AUDITORS' REPORT

To the Board of Education
Hamilton City School District:

We have audited the accompanying financial statements of the governmental activities, each major fund, and the aggregate remaining fund information of the Hamilton City School District, Ohio (the "School District") as of and for the year ended June 30, 2008, which collectively comprise the School District's basic financial statements as listed in the table of contents. These financial statements are the responsibility of the School District's management. Our responsibility is to express opinions on the financial statements based on our audit.

We conducted our audit in accordance with auditing standards generally accepted in the United States of America and the standards applicable to financial audits contained in *Government Auditing Standards* issued by the Comptroller General of the United States. Those standards require that we plan and perform the audit to obtain reasonable assurance about whether the financial statements are free of material misstatement. An audit includes examining, on a test basis, evidence supporting the amounts and disclosures in the financial statements. An audit also includes assessing the accounting principles used and the significant estimates made by management, as well as evaluating the overall financial statement presentation. We believe that our audit provides a reasonable basis for our opinions.

In our opinion, the financial statements referred to above present fairly, in all material respects, the respective financial position of the governmental activities, each major fund, and the aggregate remaining fund information of the Hamilton City School District as of June 30, 2008, and the respective changes in financial position thereof for the year then ended in conformity with accounting principles generally accepted in the United States of America.

In accordance with *Government Auditing Standards*, we have also issued our report dated December 22, 2008 on our consideration of the School District's internal control over financial reporting and our tests of its compliance with certain provisions of laws, regulations, contracts, and grant agreements and other matters. The purpose of that report is to describe the scope of our testing of internal control over financial reporting and compliance and the results of that testing, and not to provide an opinion on the internal control over financial reporting or on compliance. That report is an integral part of an audit performed in accordance with *Government Auditing* and should be considered in assessing the results of our audit.

The management's discussion and analysis and the budgetary comparison information on pages 3-13 and 48-52, are not a required part of the basic financial statements but are supplementary information required by accounting principles generally accepted in the United States of America. We have applied certain limited procedures, which consisted principally of inquiries of management regarding methods of measurement and presentation of the required supplementary information. However, we did not audit the information and express no opinion on it.

160 north breiel blvd.
middletown, oh 45042

www.cshco.com
p. 513.424.5000
f. 513.422.7882

Our audit was conducted for the purposes of forming opinions on the financial statements that collectively comprise the School District's basic financial statements. The introductory section, combining and individual nonmajor fund financial statements and schedules, and statistical section are presented for purposes of additional analysis and are not a required part of the basic financial statements. The combining and individual nonmajor fund financial statements and schedules have been subjected to the auditing procedures applied in the audit of the basic financial statements and, in our opinion, are fairly stated in all material respects in relation to the basic financial statements taken as a whole. The introductory and statistical sections have not been subjected to the auditing procedures applied in the audit of the basic financial statements and, accordingly, we express no opinion on them.

Clark, Schaefer, Hackett & Co.

Cincinnati, Ohio
December 22, 2008

HAMILTON CITY SCHOOL DISTRICT

Management's Discussion & Analysis For the Fiscal Year Ended June 30, 2008

Management's discussion and analysis of the Hamilton City School District's financial performance provides an overview of the District's financial activities for the fiscal year ended June 30, 2008. The purpose of this discussion and analysis is to look at the District's financial performance as a whole. The transmittal letter and notes to the financial statements will also enhance your understanding of the District's financial statements.

Using this Comprehensive Annual Financial Report

This report is a series of financial statements and notes to those financial statements. The statements are organized in a manner that enhances the reader's understanding of the District's financial condition as a whole. The report then continues to provide increasingly detailed financial information about specific financial activities for those readers that desire more in depth information.

Financial Highlights

- Total program expenses were \$100.5 million during FY 2008 compared to \$95.8 million during FY 2007, an increase of \$4.7 million or 4.9%. \$2 million is due to the expense of razing the George Washington Education Center in preparation for the new Linden Elementary school construction.
- Total operating grants and contributions were \$17.7 million during FY 2008 compared to \$18.0 million during FY 2007, a decrease 1.9%.
- The District increased its outstanding bonded debt \$70,575,000 in FY 2007. This was the result of issuing \$72.0 million in new bonded debt for the OSFC construction project and the paying of \$1,425,000 in principal on bonded debt. Total outstanding bonded debt was reduced by \$2,365,000 in fiscal year ended June 30, 2008. The balance is now \$108,185,000.

Overview of the Financial Statements

The discussion and analysis are intended to serve as an introduction to the District's basic financial statements. The District's basic financial statements comprise three components: (1) government-wide financial statements, (2) fund financial statements, and (3) notes to the basic financial statements. This report also contains other supplementary information in addition to the basic financial statements.

Government-wide Financial Statements – The government-wide financial statements are designed to provide readers with a broad overview of the District's finances in a manner similar to a private-sector business.

The Statement of Net Assets presents information on all of the District's assets and liabilities, with the difference between the two reported as net assets. Over time, increases or decreases in

HAMILTON CITY SCHOOL DISTRICT

Management's Discussion & Analysis For the Fiscal Year Ended June 30, 2008

net assets may serve as a useful indicator of whether the financial position of the District is improving or deteriorating.

The Statement of Activities presents information showing how the District's net assets changed during the most recent fiscal year. All changes in net assets are reported as soon as the underlying event giving rise to the change occurs, regardless of the timing of related cash flows. Thus, revenues and expenses are reported in this statement for some items that will only result in cash flows in future fiscal years (e.g., uncollected taxes).

Both of the government-wide financial statements distinguish functions of the District that are principally supported by taxes and intergovernmental revenues (governmental activities) from other functions that are intended to recover all or a significant portion of associated costs through users fees and charges (business-type activities). The governmental activities of the District include instruction, support services, administration, operation and maintenance of plant, and extracurricular activities. The District does not have any business-type activities.

Fund Financial Statements – A fund is a grouping of related accounts that is used to maintain control over resources that have been segregated for specific activities or objectives. The District uses fund accounting to ensure and demonstrate compliance with finance-related legal requirements. All of the funds of the District can be divided into two categories: governmental funds and fiduciary funds.

Governmental Funds – Governmental funds are used to account for essentially the same functions reported as governmental activities in the government-wide financial statements. However, unlike the government-wide financial statements, governmental fund financial statements focus on near-term inflows and outflows of spendable resources, as well as on balances of spendable resources available at the end of the fiscal year. Such information may be useful in evaluating the District's near-term financing requirements.

Because the focus of governmental funds is narrower than that of the government-wide financial statements, it is useful to compare the information presented for governmental funds with similar information presented for government activities in the government-wide financial statements. By doing so, readers may better understand the long-term impact of the District's near-term financing decisions. The Balance Sheet and the Statement of Revenues, Expenditures, and Changes in Fund Balance provide a reconciliation to facilitate this comparison between governmental funds and governmental activities.

The District accounts for its activities using many individual governmental funds. The most significant funds, known as major funds, are reported in separate columns in the governmental fund financial statements. These statements provide detailed information about the individual major funds – unlike the government-wide financial statements, which report on the District as a whole. The District's major funds include the following: General Fund, Debt Service Fund, Permanent Improvement Fund, and Building Program Fund and Capital Projects Fund. Data for the other governmental funds are combined in a single aggregated column.

HAMILTON CITY SCHOOL DISTRICT

Management's Discussion & Analysis For the Fiscal Year Ended June 30, 2008

Fiduciary Funds – Fiduciary funds are used to account for resources held for the benefit of parties outside the government. Fiduciary funds are not reflected in the government-wide financial statements because the resources of those funds are not available to support the District's programs.

Notes to the Basic Financial Statements – The notes to the basic financial statements provide additional information that is essential to understanding the data provided in the government-wide and fund financial statements.

Government-wide Financial Analysis

A. Net Assets at Fiscal Year End

The following table presents a condensed summary of the District's overall financial position at the fiscal year ended June 30, 2006; June 30, 2007; and June 30, 2008.

	FY 2006 Governmental Activities (In Millions)	FY 2007 Governmental Activities (In Millions)	FY 2008 Governmental Activities (In Millions)
Assets:			
Current and Other Assets	\$47.2	\$124.1	\$244.8
Capital Assets	72.3	73.3	83.5
Total Assets	119.5	197.4	328.3
Liabilities:			
Long-Term Liabilities	46.0	122.0	119.0
Other Liabilities	41.0	43.2	52.1
Total Liabilities	87.0	165.2	171.1
Net Assets:			
Invested in Capital Assets, Net of Debt	31.9	29.5	30.2
Restricted	8.2	12.5	136.2
Unrestricted	(7.6)	(9.8)	(9.2)
Total Net Assets	\$32.5	\$32.2	\$157.2

Current and other assets represent \$244.8 million in FY 2008 compared to \$124.1 million in FY 2007. This increase is primarily caused by an increase in taxes receivable, OSFC construction project receivable, and cash. Capital assets represent \$83.5 million in FY 2008 compared to \$73.3 million in FY 2007. Total assets increased to \$328.3 million in FY 2008, an increase of 66.3% compared to FY 2007. The District is in the early stages of a \$225 million building project which will cause our total assets to continue to increase over the next few years.

The District's long-term liabilities decreased \$3 million compared to FY 2007 as debt is paid down. The District's other liabilities increased \$8.9 million (or 20.6%) during FY 2008. This is

HAMILTON CITY SCHOOL DISTRICT

Management's Discussion & Analysis For the Fiscal Year Ended June 30, 2008

mainly due to a \$3.8 million increase in Contracts Payable (related to new school construction). The District's total liabilities increased \$5.9 million or 3.5% during FY 2008. The increase in deferred revenue is due to a full year of collections in FY08 on our bond debt that was approved by a vote of District electors in November 2006 as well as the deferred OSFC revenue.

Investments in capital assets represent 19.2% of the District's net assets. Capital assets are used primarily to provide educational services to the community and the value of net capital assets is not available for future spending.

The District has \$136.2 million (or 86.6%) of its net assets restricted for specific purposes primarily related to the construction projects in progress as of the fiscal year ended June 30, 2008. Unrestricted net assets could be used for additional educational needs in future periods, but the District currently has a deficit of (\$9.2) million of net assets in this category (using the full accrual basis of accounting).

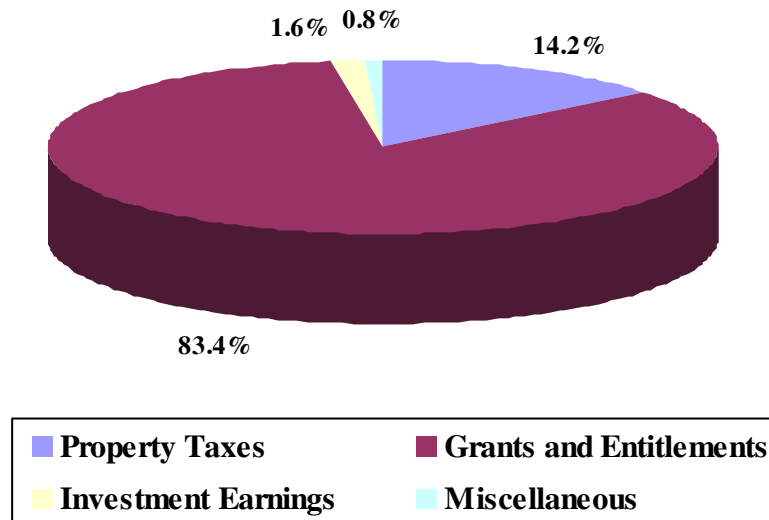
HAMILTON CITY SCHOOL DISTRICT

Management's Discussion & Analysis For the Fiscal Year Ended June 30, 2008

B. Governmental Activities during FY 2008

	FY 2006 Governmental Activities	FY 2007 Governmental Activities	FY 2008 Governmental Activities
Revenues:			
Program Revenues:			
Charges for Services	\$1,128,566	\$1,038,932	\$996,153
Operating Grants and Contributions	17,020,499	18,058,999	17,730,797
Capital Grants and Contributions	89,324	89,166	87,386
Total Program Revenues	<u>18,238,389</u>	<u>19,187,097</u>	<u>18,814,336</u>
General Revenues:			
Property Taxes	25,486,775	27,457,066	29,432,486
Grants and Entitlements	44,912,583	45,311,147	172,343,356
Investment Earnings	630,500	2,238,475	3,227,422
Miscellaneous	1,313,688	1,258,572	1,695,518
Total General Revenues	<u>72,343,546</u>	<u>76,265,260</u>	<u>206,698,782</u>
Total Revenues	<u>\$90,581,935</u>	<u>\$95,452,357</u>	<u>\$225,513,118</u>
Expenses:			
Instruction	48,702,637	52,600,044	51,918,983
Support Services	34,358,299	33,539,794	35,289,305
Food Service Operations	3,749,262	3,787,803	4,773,938
Community Services	1,013,130	1,003,307	-
Extracurricular Activities	1,175,713	463,954	3,245,118
Interest on Long-Term Debt	2,099,345	4,398,077	5,266,849
Total Expenses	<u>91,098,386</u>	<u>95,792,979</u>	<u>100,494,193</u>
Change in Net Assets	<u>\$(516,451)</u>	<u>\$(340,622)</u>	<u>\$125,018,925</u>

General Revenue Sources



HAMILTON CITY SCHOOL DISTRICT

Management's Discussion & Analysis For the Fiscal Year Ended June 30, 2008

Program revenues account for \$18.8 million or 8.3% of the District's total revenues. This is primarily due to the Districts' aggressive approach to seeking grant funding, which totaled \$17.7 million. This represents a slight decrease of 1.8% when compared to total grant funding in FY 2007. Program revenues are those derived directly from the program itself or from parties outside the district's taxpayers or citizens, as a whole. Program revenues reduce the net cost of the program that is to be financed from the district's general revenues. On the statement of activities, these revenues are deducted from the expenses of their functions and programs.

The major components of general revenues are property taxes (\$29.4 million or 26.9%) and grants and entitlements (\$172.3 million or 76.4%). The District's property tax revenue increased \$2.0 million or 7.1% in FY 2008 when compared to total property tax revenues received during FY 2007. Investment earnings were up \$1 million in FY 2008, primarily due to an increase in cash available to be invested. Miscellaneous receipts were up \$436,946 or 34.7% due to unforeseen fluctuations. The District's reliance on grants and entitlements funding increased in FY 2008 by \$127.0 million, an increase of 280.3% when compared to the District total grants and entitlements funding received during FY 2007. This has to do with the OSFC funding for new school construction in the amount of \$124.9 million.

The following table presents the total cost of each of the District's primary services and the comparative net cost after deducting the revenues generated by each function.

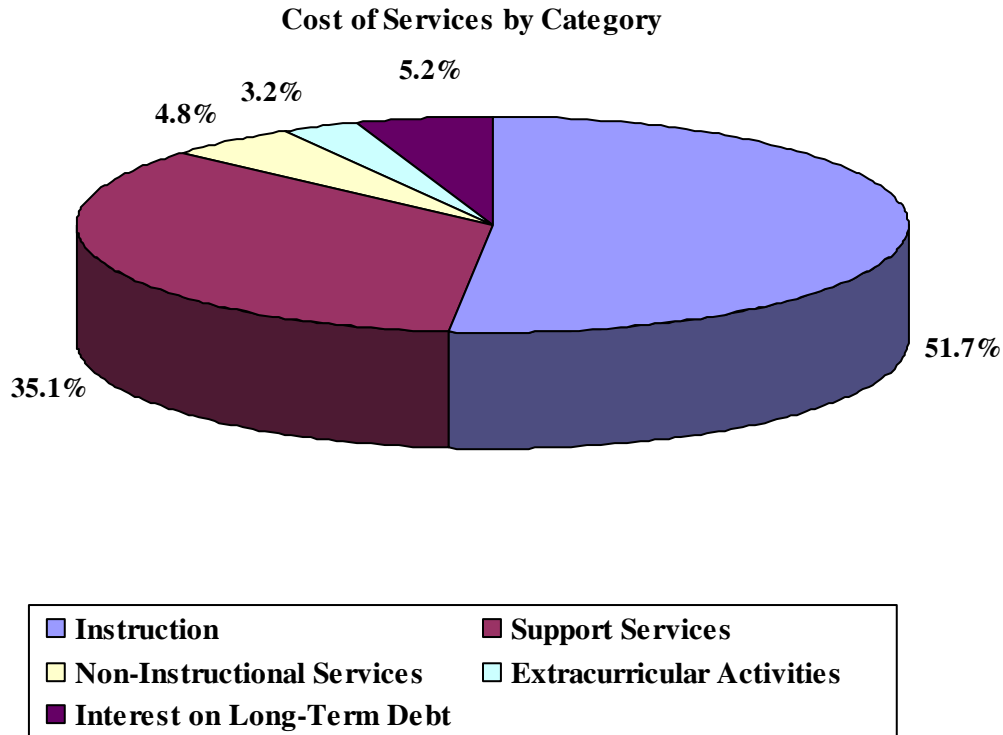
Governmental Activities

	Total Cost of Services	Program Revenue	Revenue as a Percent of Total Cost	Net Cost of Service
Instruction	\$51,918,983	\$9,352,321	18.0%	\$42,566,662
Support Services	35,289,305	4,840,866	13.7%	30,448,439
Non-Instructional Services	4,773,938	4,621,149	96.7%	152,789
Extracurricular Activities	3,245,118	-	0.0%	3,245,118
Interest on Long-Term Debt	5,266,849	-	0.0%	5,266,849
Totals	<u>\$100,494,193</u>	<u>\$18,814,336</u>	<u>18.7%</u>	<u>\$81,679,857</u>

Source: Statement of Activities

HAMILTON CITY SCHOOL DISTRICT

Management's Discussion & Analysis For the Fiscal Year Ended June 30, 2008



Under the full accrual basis of accounting, total instruction costs decreased from \$52.6 million to \$51.9 million (or 1.2%). The decrease in instruction costs is caused by our ongoing right sizing activities to maintain a positive cash balance. Total support services costs increased \$1.8 million (or 5.2%) from \$33.5 million to \$35.3 million during FY 2008. This reason for this increase in support services cost is due to GASB 34 requirement to report any significant loss on disposal of assets as a general government type expense on the statement of activities (and any significant gains would be reported as revenue). In FY 2008, we reported \$2.1 million in losses on disposal of assets as we raze older buildings in preparation to build the new schools.

The total costs of services increased \$4.7 million in FY2008 compared to FY2007 and program revenue decreased in FY 2008. The decrease in program revenue along with the increase in service costs resulted in a \$5 million or 6.6% increase in net cost of services.

This Page Intentionally Left Blank

HAMILTON CITY SCHOOL DISTRICT

Management's Discussion & Analysis For the Fiscal Year Ended June 30, 2008

FINANCIAL ANALYSIS OF THE DISTRICT'S MAJOR FUNDS

Governmental Funds

The District's governmental funds (as presented on the Balance Sheet) reported a combined fund balance of \$91.1 million. The unreserved fund balance can be a useful tool in measuring the District's net resources available for expenditure at the end of the fiscal year. The District has five major governmental funds. Of the \$34.4 million of net unreserved fund balance available at fiscal year end, 100% of that is in the Permanent Improvement Fund, Debt Service Fund, Building Program Fund and Capital Projects Fund (CFAP) and is associated with the ongoing capital improvement projects for which spending priorities have been established.

General Fund

Equity in pooled cash and investments stands at \$5.0 million as of the fiscal year ended June 30, 2008 as compared to \$5.0 million as of the fiscal year ended June 30, 2007. Taxes receivable of \$23.4 million represents one year's estimated annual tax receipts due to the fact that the District collects tax revenues one year in arrears. Taxes receivable for FY 2008 represents a \$2.4 million increase compared to FY 2007. Taxes receivable are not available to finance current operations.

Accrued wages and benefits quantify the dollar value of wages and benefits earned but not paid as of June 30, 2008. This is primarily due to teaching personnel that conclude their contractual obligations in early June but are paid on a 26-pay cycle that does not begin until September. Encumbrances represent orders for goods and services placed on or before June 30, 2008 that were not received and or paid for by June 30, 2008.

The General Fund balance (using the modified accrual basis of accounting) for the fiscal year ended June 30, 2008 was (\$5,104,143), a decrease of \$1,361,387 (or 36.3%) compared to the fiscal year ended June 30, 2007.

Debt Service Fund

All bonded debt is required to be retired through the Debt Service Fund. Proceeds from the 4.4-mil bond issue passed in May 1999 and the 4.91-mil bond issued passed in November 2006 are deposited in the Debt Service Fund and payments per the District's amortization schedule are made from the Debt Service Fund, as required. In FY 2008, the District received \$8.2 million of revenue in the Debt Service Fund and expended \$7.9 million, primarily in principal and interest payments on bonded debt and bond anticipation notes.

Permanent Improvement Fund

The Permanent Improvement Fund accounts for interest earnings on bonds issued in May 1999 and November 2006, as well as the revenue generated from three inside mils. Annual revenue was \$5.1 million in FY 2008 while total expenditures were \$3.1 million. Expenditures in the Permanent Improvement Fund are for items that have a useful life of at least five years. The

HAMILTON CITY SCHOOL DISTRICT

Management's Discussion & Analysis For the Fiscal Year Ended June 30, 2008

District anticipates the majority of the remaining fund balance to be used in its current construction projects.

Building Program Fund

The Building Program Fund was created in May 1999 and contained the proceeds of the \$45 million bonded debt issued. Proceeds from the \$72 million bonded debt issue from November 2006 were subsequently placed in the Building Program Fund. These proceeds will be used in the District OSFC construction project which began in FY 2007.

Capital Projects Fund

The Capital Projects Fund (CFAP) was added as a major fund in fiscal year 2008 as activity starts on the new building projects. In FY 2008, the District received \$27.6 million of revenue in the Capital Projects Fund and expended \$6.1 million

GENERAL FUND BUDGETARY HIGHLIGHTS

The District's budget is prepared in accordance to Ohio law and is based on the budgetary basis of accounting. The most significant budgeted fund is the General Fund. The District's beginning General Fund budgeted expenditures for FY 2008 were \$66.7 million and the final budgeted expenditures for FY 2008 were \$67.2 million. The District's actual General Fund expenditures were \$66.3 million for FY2008. The District received revenues of \$680,939 less than the budget anticipated, primarily due to a decrease in revenues generated from taxes and charges for services.

The District uses the five-year forecast as the original budget document. Upon updating the financial forecast for changes in revenue and expenditure assumptions, the school appropriation process starts with the preparation of building budgets which are based on equal amounts per pupil. The District adds departmental budgets, which are based on program needs. Current operating costs including salaries, fringe benefits, utilities, etc. are combined to arrive at final appropriations. The appropriations must fall within the confines of the financial resources that the District has included in its financial forecast.

CAPITAL ASSET AND DEBT ADMINISTRATION

Capital Assets

As of the fiscal year ended June 30, 2008, the District had \$83.5 million in capital assets, net of depreciation. Acquisitions for governmental activities totaled \$15.0 million, while annual depreciation was \$2.7 million. The majority of the District's acquisitions were the result of the District's continued progress on its facilities master plan. For more detailed information regarding capital assets, please see Note 6 of the notes to the financial statements.

HAMILTON CITY SCHOOL DISTRICT

Management's Discussion & Analysis For the Fiscal Year Ended June 30, 2008

Debt Administration

A summary of long-term debt obligations can be found in Note 7 of the notes to the financial statements.

In 1999, the District passed a 4.4-mil bond issue that raised \$45.0 million for additions, renovations, and new construction. During FY 2005, the District issued \$23,215,000 of debt refunding bonds in order to retire an equal amount of principal from the 1999 bond issue. The interest rate on the refunding bonds is lower than the interest on the previously outstanding bonds. In November 2006, the District passed a 4.91- mil bond issued that raised \$72.0 million for renovations and new construction.

As of the fiscal year ended June 30, 2008, the District had \$108,185,000 in outstanding bonds with \$2,560,000 of that amount due in one year. The District's overall legal debt margin is (\$24.1) million for the fiscal year ended June 30, 2008. The District received an exemption from the State of Ohio from the 9% debt limitation in order to participate in the Ohio School Facilities Commission's Classroom Facilities Assistance Program.

The projects in process or completed for the fiscal year ended June 30, 2008 includes the following:

- Construction of Bridgeport Elementary Building.
- Construction of Brookwood Elementary Building.
- Construction of Crawford Woods Elementary Building.
- Construction of Fairwood Elementary Building.
- HVAC in District Administration Building completed.

For more detailed information regarding debt administration, please see Note 7 of the notes to the financial statements.

HAMILTON CITY SCHOOL DISTRICT

Management's Discussion & Analysis For the Fiscal Year Ended June 30, 2008

ECONOMIC FACTORS

Like most districts in Ohio, the District's biggest general operating financial challenge is state funding for K-12 schools. The school funding lawsuit for all practical purposes has come to a conclusion. Future increases in state funding will be dependent upon the State of Ohio's financial condition. The District has planned for very modest increases of 3.0 percent in FY 2008 and 2.5 per cent per year in following year in the per pupil allocation.

Other Economic Factors:

- The District is in its 14th year since a new operating levy was passed. While the District administration and the Board of Education are committed to making our financial resources stretch as far as possible, the level of future increases from the State of Ohio will dictate when the District needs the next operating levy.
- The District has experienced a slight yet steady decline in student population for the last ten years, through the fiscal year ended June 30, 2007. Student population grew slightly from June 30, 2007 to June 30, 2008 by 44 students. Future enrollment estimates have the District maintaining the current enrollment level.
- The primary resources in providing a quality educational program are the people needed to deliver the education.

Contacting the School District's Financial Management

This financial report is designed to provide our citizens, taxpayers, investors, and creditors with a general overview of the District's finances and to show the District's accountability for the money it receives. Should you have any questions about this report or need additional financial information, please contact Robert A. Hancock, CPA, Treasurer of Hamilton City School District at the following address.

Hamilton City School District
Attention: Robert A. Hancock, Treasurer
533 Dayton Street
Hamilton, OH 45013

Hamilton City School District
Statement of Net Assets
June 30, 2008

	Governmental Activities
Assets:	
Equity in Pooled Cash and Investments	\$ 108,155,490
Receivables (Net of Allowances for Uncollectibles):	
Accounts	68,791
Interest	282,951
Intergovernmental	99,411,470
Taxes	36,039,688
Prepayments	322
Materials and Supplies Inventory	53,499
Deferred Charges	782,861
Non-Depreciable Capital Assets	17,021,255
Depreciable Capital Assets (Net)	66,517,278
Total Assets	\$ 328,333,605
Liabilities:	
Accounts Payable	\$ 788,428
Contracts Payable	4,787,367
Accrued Wages and Benefits	13,231,930
Retainage Payable	218,493
Intergovernmental Payable	251,575
Deferred Revenue	32,384,800
Accrued Interest Payable	441,491
Non-Current Liabilities:	
Due in One Year	2,860,763
Due in More Than One Year	116,170,030
Total Liabilities	\$ 171,134,877
Fund Balances:	
Invested in Capital Assets (Net of Related Debt)	\$ 30,171,083
Restricted For:	
Debt Service	2,383,602
Capital Projects	132,363,021
Other Purposes	1,463,071
Unrestricted	(9,182,049)
Net Assets	\$ 157,198,728

**Hamilton City School District
Statement of Activities
For the Fiscal Year Ended June 30, 2008**

	<u>Expenses</u>	<u>Program Revenues</u>			<u>Net Revenue (Expense) and Changes in Net Assets</u>
		<u>Charges for Services and Sales</u>	<u>Operating Grants and Contributions</u>	<u>Capital Grants and Contributions</u>	<u>Governmental Activities</u>
Governmental Activities:					
Instruction:					
Regular	\$ 38,443,189	\$ 41,341	\$ 5,416,475	\$ 54,000	\$ (32,931,373)
Special	11,363,367	-	3,432,103	-	(7,931,264)
Vocational	1,860,044	3,246	171,534	-	(1,685,264)
Adult/Continuing	252,383	5,120	228,502	-	(18,761)
Support Services:					
Pupils	7,015,991	-	2,018,622	33,386	(4,963,983)
Instructional Staff	6,021,569	-	2,304,813	-	(3,716,756)
Board of Education	412,517	-	-	-	(412,517)
Administration	7,346,984	-	455,469	-	(6,891,515)
Fiscal	1,200,027	-	-	-	(1,200,027)
Business	453,129	-	-	-	(453,129)
Operations and Maintenance	8,671,532	-	18,758	-	(8,652,774)
Pupil Transportation	3,326,630	-	-	-	(3,326,630)
Central	840,926	-	9,818	-	(831,108)
Non-Instructional Services:					
Food Service Operations	4,773,938	946,446	2,692,435	-	(1,135,057)
Community Services	-	-	982,268	-	982,268
Extracurricular Activities	3,245,118	-	-	-	(3,245,118)
Interest on Long-Term Debt	5,266,849	-	-	-	(5,266,849)
Total Governmental Activities	\$ 100,494,193	\$ 996,153	\$ 17,730,797	\$ 87,386	\$ (81,679,857)

General Revenues:

Property Taxes, Levied for General Purposes	19,026,683
Property Taxes, Levied for Debt Services	7,379,543
Property Taxes, Levied for Permanent Improvement	3,026,260
Grants and Entitlements:	
OSFC Funding	124,922,187
State Funding	47,421,169
Investment Earnings	3,227,422
Miscellaneous	1,695,518
Total General Revenues	206,698,782

Change in Net Assets	125,018,925
Net Assets Beginning of Year	32,179,803
Net Assets End of Year	\$ 157,198,728

The notes to the basic financial statements are an integral part of this statement.

**Hamilton City School District
Balance Sheet
Governmental Funds
June 30, 2008**

	<u>General</u>	<u>Debt Service</u>	<u>Permanent Improvement</u>	<u>Building Program</u>
Assets:				
Equity in Pooled Cash and Investments	\$ 5,000,468	\$ 6,168,830	\$ 6,230,244	\$ 28,113,904
Receivables (Net of Allowances for Uncollectibles):				
Accounts	58,366	-	30	-
Interest	237,208	-	42,828	-
Intergovernmental	51	-	-	-
Taxes	23,374,361	8,637,532	3,466,192	-
Interfund Loan Receivable	747,918	-	-	-
Due from Other Funds	1,760	-	-	-
Prepayments	322	-	-	-
Materials and Supplies Inventory	-	-	-	-
Total Assets	<u>\$29,420,454</u>	<u>\$ 14,806,362</u>	<u>\$ 9,739,294</u>	<u>\$ 28,113,904</u>
Liabilities:				
Accounts Payable	\$ 445,089	\$ -	\$ 266,486	\$ -
Contracts Payable	-	-	-	2,641,587
Accrued Wages and Benefits	10,944,335	-	83,892	-
Retainage Payable	-	-	-	218,493
Interfund Loans Payable	-	-	-	-
Intergovernmental Payable	189,764	-	255	-
Due to Other Funds	-	-	-	-
Deferred Revenue	22,945,406	8,373,685	3,379,364	-
Total Liabilities	<u>\$34,524,594</u>	<u>\$ 8,373,685</u>	<u>\$ 3,729,997</u>	<u>\$ 2,860,080</u>
Fund Balances:				
Reserved for:				
Encumbrances	\$ 548,342	\$ -	\$ 609,278	\$ 11,132,116
Inventory	-	-	-	-
Prepayments	322	-	-	-
Property Taxes Available for Advance	586,709	263,847	229,367	-
Unreserved, Reported In:				
General Fund	(6,239,516)	-	-	-
Debt Service Fund	-	6,168,830	-	-
Special Revenue Fund	-	-	-	-
Capital Projects Fund	-	-	5,170,652	14,121,708
Total Fund Balances	<u>\$ (5,104,143)</u>	<u>\$ 6,432,677</u>	<u>\$ 6,009,297</u>	<u>\$ 25,253,824</u>
Total Liabilities and Fund Balances	<u>\$29,420,451</u>	<u>\$ 14,806,362</u>	<u>\$ 9,739,294</u>	<u>\$ 28,113,904</u>

The notes to the basic financial statements are an integral part of this statement.

(Continued)

**Hamilton City School District
Balance Sheet
Governmental Funds
June 30, 2008**

	Capital Projects	Other Governmental Funds	Total Governmental Funds
Assets:			
Equity in Pooled Cash and Investments	\$ 60,279,194	\$ 2,362,850	\$ 108,155,490
Receivables (Net of Allowances for Uncollectibles):			
Accounts	-	10,395	68,791
Interest	-	2,915	282,951
Intergovernmental	97,284,416	2,127,003	99,411,470
Taxes	-	561,603	36,039,688
Interfund Loan Receivable	-	-	747,918
Due from Other Funds	-	-	1,760
Prepayments	-	-	322
Materials and Supplies Inventory	-	53,499	53,499
Total Assets	\$ 157,563,610	\$ 5,118,265	\$ 244,761,889
Liabilities:			
Accounts Payable	\$ -	\$ 76,853	\$ 788,428
Contracts Payable	2,145,780	-	4,787,367
Accrued Wages and Benefits	-	2,203,703	13,231,930
Retainage Payable	-	-	218,493
Interfund Loans Payable	-	747,918	747,918
Intergovernmental Payable	-	61,556	251,575
Due to Other Funds	-	1,760	1,760
Deferred Revenue	97,284,416	1,686,417	133,669,288
Total Liabilities	\$ 99,430,196	\$ 4,778,207	\$ 153,696,759
Fund Balances:			
Reserved for:			
Encumbrances	\$ 42,803,325	\$ 457,025	\$ 55,550,086
Inventory	-	53,499	53,499
Prepayments	-	-	322
Property Taxes Available for Advance	-	14,471	1,094,394
Unreserved, Reported In:			
General Fund	-	-	(6,239,516)
Debt Service Fund	-	-	6,168,830
Special Revenue Fund	-	(240,524)	(240,524)
Capital Projects Fund	15,330,089	55,587	34,678,036
Total Fund Balances	\$ 58,133,414	\$ 340,058	\$ 91,065,127
Total Liabilities and Fund Balances	\$ 157,563,610	\$ 5,118,265	\$ 244,761,886

The notes to the basic financial statements are an integral part of these statements. (Continued)

**Hamilton City School District
Reconciliation of Total Governmental Fund Balances to
Statement Net Assets of Governmental Activities
June 30, 2008**

Total Governmental Fund Balances 91,065,127

Amounts reported for governmental activities in the Statement of Assets are different because of the following:

Capital assets used in governmental activities are not financial resources and therefore are not reported in the funds. These assets

Land	3,163,219	
Land Improvements	1,600,301	
Buildings and Building Improvements	70,814,479	
Furniture Fixtures and Equipment	14,813,790	
Vehicles	4,000,782	
Construction in Progress	13,858,036	
Accumulated Depreciation	<u>(24,712,074)</u>	
		83,538,533

Some of the district's revenues will be collected after year-end but are not available soon enough to pay for the current period's expenditures and therefore are deferred in the funds. 98,581,458

Other long-term assets are not available to pay for current-period expenditures and, therefore, are not reported in the funds. 2,703,033

Long-term liabilities, including bonds payable, are not due and payable in the current period and, therefore, are not reported in the funds.

General Obligation Notes Payable	(108,185,000)	
Premium on Bonds	(4,335,596)	
Capital Lease Payable	(490,425)	
Compensated Absences	(6,019,772)	
Accrued Interest Payable	(441,491)	
Deferred Charges	782,861	
		<u>(118,689,423)</u>

Net Assets of Governmental Activities 157,198,728

The notes to the basic financial statements are an integral part of this statement.

This Page Intentionally Left Blank

Hamilton City School District
Statement of Revenues, Expenditures, and Changes in Fund Balances
Governmental Funds
For the Fiscal Year Ended June 30, 2008

	<u>General</u>	<u>Debt Service</u>	<u>Permanent Improvement</u>	<u>Building Program</u>
Revenues:				
Taxes	\$ 18,641,399	\$ 7,293,711	\$ 2,401,062	\$ -
Tuition	168,030	-	-	-
Charges for Services	271,462	-	-	-
Earnings on Investments	919,760	-	2,266,369	-
Intergovernmental	44,412,128	930,565	378,356	-
Other Local Revenues	60,815	-	24,053	1,630
Total Revenues	<u>64,473,594</u>	<u>8,224,276</u>	<u>5,069,840</u>	<u>1,630</u>
Expenditures:				
Current:				
Instruction:				
Regular	30,401,654	-	696,346	-
Special	7,818,878	-	1,445	-
Vocational	1,481,131	-	1,852	-
Adult/Continuing	-	-	-	-
Support Services:				
Pupils	4,433,996	-	30,111	-
Instructional Staff	2,868,544	-	375,513	-
Board of Education	409,169	-	-	-
Administration	4,722,549	-	24,850	-
Fiscal	1,012,432	126,316	45,150	-
Business	441,001	-	3,169	-
Operations and Maintenance	7,496,170	-	1,022,939	-
Pupil Transportation	2,859,961	-	309,131	-
Central	761,590	-	2,284	-
Non-Instructional Services:				
Food Service Operations	-	-	-	-
Other	3,961	-	-	-
Extracurricular Activities	768,188	-	53,314	-
Capital Outlay	7,355	-	579,293	8,830,337
Debt Service:				
Principal Retirement	150,900	2,365,000	-	-
Interest and Fiscal Charges	-	5,408,274	-	-
Total Expenditures	<u>65,637,479</u>	<u>7,899,590</u>	<u>3,145,397</u>	<u>8,830,337</u>
Excess (Deficiency) of Revenues Over (Under) Expenditures	<u>(1,163,885)</u>	<u>324,686</u>	<u>1,924,443</u>	<u>(8,828,707)</u>
Other Financing Sources (Uses):				
Transfers In	-	-	-	-
Proceeds from Sale of Capital Assets	1,600	-	-	-
Refund of Prior Year Expenditures	896	-	-	-
Transfers Out	(199,998)	-	-	(36,558,310)
Total Other Financing Sources (Uses)	<u>(197,502)</u>	<u>-</u>	<u>-</u>	<u>(36,558,310)</u>
Change in Fund Balance	(1,361,387)	324,686	1,924,443	(45,387,017)
Fund Balance: July 1, 2007	(3,742,756)	6,107,991	4,084,854	70,640,841
Fund Balance: June 30, 2008	<u>\$ (5,104,143)</u>	<u>\$ 6,432,677</u>	<u>\$ 6,009,297</u>	<u>\$ 25,253,824</u>

The notes to the basic financial statements are an integral part of this statement.

Hamilton City School District
Statement of Revenues, Expenditures, and Changes in Fund Balances
Governmental Funds
For the Fiscal Year Ended June 30, 2008

	Capital Projects	Other Governmental Funds	Total Governmental Funds
Revenues:			
Taxes	\$ -	\$ 400,176	\$ 28,736,348
Tuition	-	119,907	287,937
Charges for Services	-	949,692	1,221,154
Earnings on Investments	-	41,293	3,227,422
Intergovernmental	27,637,771	18,267,724	91,626,544
Other Local Revenues	-	1,046,957	1,133,455
Total Revenues	27,637,771	20,825,749	126,232,860
Expenditures:			
Current:			
Instruction:			
Regular	-	6,885,532	37,983,532
Special	-	3,401,117	11,221,440
Vocational	-	310,853	1,793,836
Adult/Continuing	-	261,217	261,217
Support Services:			
Pupils	-	2,472,255	6,936,362
Instructional Staff	-	2,697,969	5,942,026
Board of Education	-	-	409,169
Administration	-	408,696	5,156,095
Fiscal	-	7,002	1,190,900
Business	-	-	444,170
Operations and Maintenance	-	25,957	8,545,066
Pupil Transportation	-	-	3,169,092
Central	-	64,370	828,244
Non-Instructional Services:			
Food Service Operations	-	4,663,397	4,663,397
Other	-	-	3,961
Extracurricular Activities	-	370,069	1,191,571
Capital Outlay	6,062,668	518,470	15,998,123
Debt Service:			
Principal Retirement	-	-	2,515,900
Interest and Fiscal Charges	-	-	5,408,274
Total Expenditures	6,062,668	22,086,904	113,662,375
Excess (Deficiency) of Revenues Over (Under) Expenditures	21,575,103	(1,261,155)	12,570,485
Other Financing Sources (Uses):			
Transfers In	36,558,311	399,999	36,958,310
Proceeds from Sale of Capital Assets	-	-	1,600
Refund of Prior Year Expenditures	-	168	1,064
Transfers Out	-	(200,002)	(36,958,310)
Total Other Financing Sources (Uses)	36,558,311	200,165	2,664
Change in Fund Balance	58,133,414	(1,060,990)	12,573,149
Fund Balance: July 1, 2007	-	1,401,048	78,491,978
Fund Balance: June 30, 2008	\$ 58,133,414	\$ 340,058	\$ 91,065,127

The notes to the basic financial statements are an integral part of this statement.

**Hamilton City School District
 Reconciliation of the Statement of Revenues, Expenditures,
 and Changes in Fund Balances of Governmental Funds
 to the Statement of Activities
 For the Fiscal Year Ended June 30, 2008**

Net Change in Fund Balance – Total Governmental Funds \$ 12,573,149

Amounts reported for governmental activities in the statement of activities are different because of the following:

Governmental funds report capital outlays as expenditures. However, in the statement of activities, the cost of those assets is allocated over their estimated useful lives as depreciation expense.

Capital Outlay	15,016,907
Depreciation Expense	(2,707,486)

Revenues in the Statement of Activities that do not provide current financial resources are fully deferred in the Statement of Revenues, Expenditures and Changes in Fund Balances. Therefore, the recognition of revenue from various types of accounts receivable differ between the two statements. 98,581,455

Repayment of debt principal and amortization of bond premium is an expenditure in the governmental funds, but the repayment reduces long-term liabilities in the statement of net assets. 2,365,000

Governmental funds report the effect of issuances costs and premiums when the debt is first issued, whereas these amounts are deferred and amortized in the Statements of Activities

Premium	162,078
Bond Issuance Costs	(29,266)
Capital Lease Payment	150,900

In the Statement of Activities, interest is accrued on the outstanding debt, however, in governmental funds, an interest expenditure is reported when due. 8,613

Because some property taxes will not be collected for several months after the district's fiscal year end, they are not considered "available" revenues and are deferred in the governmental funds. Deferred tax revenues increased by this amount this year. 696,137

Some expenses reported in the Statement of Activities, such as compensated absences and pension obligation do not require the use of current financial resources and, therefore, are not reported as expenditures in governmental funds. 323,440

In the Statement of Activities, only the loss on the sale of capital assets is reported. (2,122,002)

Change in Net Assets of Governmental Activities	\$ 125,018,925
---	----------------

The notes to the basic financial statements are an integral part of this statement.

Hamilton City School District
Statement of Net Assets
All Fiduciary Fund Types
June 30, 2008

	Private Purpose Trusts	Agency Funds
Assets:		
Equity in Pooled Cash and Invesments	\$ 122,265	\$ 81,675
Cash and Cash Equivalentents with Fiscal Agents	500	-
Interfund Receivable	85	808
Total Assets	122,850	82,483
Liabilities:		
Interfund Payable	154	946
Undistributed Monies		29,634
Due to Students	-	52,041
Advances from Other Funds	(69)	(138)
Total Liabilities	85	82,483
Net Assets:		
Held in Trust	\$ 122,765	\$ -

The notes to the basic financial statements are an integral part of this statement.

Hamilton City School District
Statement of Changes in Net Assets
All Fiduciary Fund Types
For the Fiscal Year Ended June 30, 2008

	Private Purpose Trusts
Additions:	
Gifts and Contributions	\$ 38,701
Interest	3,518
Miscellaneous	40,575
Total Additions	<u>82,794</u>
Deductions:	
Payments in Accordance with Trust Agreements	87,902
Total Deductions	<u>87,902</u>
Changes in Net Assets	(5,108)
Net Assets, Beginning of the Year	<u>127,873</u>
Net Assets, End of the Year	<u>\$ 122,765</u>

The notes to the basic financial statements are an integral part of this state

HAMILTON CITY SCHOOL DISTRICT

Notes to the Basic Financial Statements For the Fiscal Year Ended June 30, 2008

1. Description of the District

The Hamilton City School District (the District) was originally chartered in 1851 by the Ohio State Legislature. In 1853, State laws were enacted to create local Boards of Education. Today, the District operates under current standards prescribed by the Ohio State Board of Education as provided in division (D) of Section 3301.07 and Section 119.01 of the Ohio Revised Code.

The District operates under a locally elected five-member Board (the Board) form of government and provides educational services as authorized by its charter or further mandated by state and/or federal agencies. This Board controls the District's instructional and support facilities staffed by 608 non-certificated personnel and 812 certificated personnel to provide services to students and other community members.

As of June 30, 2008, the District was the 20th largest in the state of Ohio (among 612 districts) in terms of enrollment and the third largest school district in Butler County. It currently operates 13 elementary schools, 3 junior high schools (grades 7-8), 1 freshman school and a comprehensive high school (grades 10-12).

2. Summary of Significant Accounting Policies

The financial statements of the District have been prepared in conformity with generally accepted accounting principles (GAAP) as applied to governmental units. The Governmental Accounting Standards Board (GASB) is the accepted standard setting body for establishing governmental accounting and financial reporting principles. The District's significant accounting policies are described below.

A. The Reporting Entity

A financial reporting entity consists of a primary government and its component units. The District is a primary government because it is a special-purpose government that has a separately elected governing body, is legally separate, and is fiscally independent of other state and local governments.

The District's Board of Education also serves as the statutory overseer of the Lane Public Library (the Library). As provided by Ohio Law, the Board of Education appoints trustees to the Library and approves the Library's annual tax budget. However, the District is not financially accountable for the activities of the Library. Furthermore, the District has only ministerial approval of the Library's tax budget and cannot amend the budget. The trustees are charged with the responsibility of managing the Library's overall operations and the Library is a separate entity for financial reporting purposes. Accordingly, the Library's financial position is not included in this report.

There are no component units combined with the District for financial statement presentation purposes, and it is not included in any other governmental reporting entity. Consequently, the District's statements include only the funds of those organizational entities for which its elected governing body is financially accountable. The District's major operations include education, pupil transportation, food service, and maintenance of District facilities.

HAMILTON CITY SCHOOL DISTRICT

Notes to the Basic Financial Statements For the Fiscal Year Ended June 30, 2008

2. Summary of Significant Accounting Policies (Continued)

B. Fund Accounting

The District uses funds to report on its financial position and the results of its operations. Fund accounting is designed to demonstrate legal compliance and to aid financial management by segregating transactions related to certain District functions or activities. A fund is defined as a fiscal and accounting entity with a self-balancing set of accounts. The funds of the District are grouped into the categories of governmental and fiduciary.

Governmental Funds focus on the sources, uses, and balances of current financial resources. Expendable assets are assigned to the various governmental funds according to the purposes for which they may or must be used. Current liabilities are assigned to the fund from which they will be paid. The difference between governmental fund assets and liabilities is reported as fund balance. The following are the District's major governmental funds.

General Fund – The General Fund is used to account for all financial resources except those required to be accounted for in another fund. The General Fund balance is available to the District for any purpose provided it is expended or transferred according to the general laws of Ohio.

Debt Service Fund – The Debt Service Fund is used to account for the accumulation of resources for, and the payment of, general long-term debt principal and interest and any related cost for the payment of interest on general obligation notes payable, as required by the laws of Ohio.

Permanent Improvement Fund – The Permanent Improvement Fund is used to account for all transactions related to the acquiring, constructing, or improving of such permanent improvements, as required by Chapter 5705 of the Ohio Revised Code.

Building Program Fund – The Building Program Fund is used to account for the receipts and expenditures related to special bond funds in the District. All proceeds from the sale of bonds, notes, or certificates of indebtedness, except premium and accrued interest, must be paid into this fund. Expenditures recorded here represent the costs of acquiring capital facilities including real property.

Capital Project Fund (CFAP) – The Capital Project Fund is used to account for the transactions related to the District's new school construction projects.

Fiduciary Funds report on net assets and changes in net assets. The District's fiduciary funds consist of a private-purpose trust fund and agency funds. The District's private-purpose trust fund accounts for scholarship programs for students. These assets are not available for the District's use. Agency funds are custodial in nature (assets equal liabilities) and do not involve measurement of results of operations. The Student Activity agency fund is used to account for the resources that belong to the various student groups in the District. The fund accounts for sales and other revenue

HAMILTON CITY SCHOOL DISTRICT

Notes to the Basic Financial Statements For the Fiscal Year Ended June 30, 2008

2. Summary of Significant Accounting Policies (Continued)

generating activities by student activity programs. Fiduciary funds are not included the government-wide financial statements.

C. Basis of Presentation

Government-wide Financial Statements – The statement of net assets and the statement of activities display information about the District as a whole. These statements include the financial activities of the primary government except for fiduciary funds. The statements distinguish between those activities of the District that are governmental and those that are considered business-type activities. The District has no business-type activities.

The government-wide statements are prepared using the economic resources measurement focus, which differs from the manner in which the governmental fund financial statements are prepared. Therefore, the governmental fund financial statements include reconciliations with brief explanations to better identify the relationship between the government-wide statements and the statement for governmental funds.

The government-wide statement of activities presents a comparison between direct expenses and program revenues for each function of the District's governmental activities. Direct expenses are those that are specifically associated with a service, program, or department and are, therefore, identifiable to a particular function. Program revenues include charges paid by the recipient of the goods or services offered by the program and grants and contributions that are restricted to meeting the operations or capital requirements of a particular program. Revenues that are not classified as program revenues are presented as general revenues of the District, with certain limited exceptions. The comparison of direct expenses with program revenues identifies the extent to which each governmental function is self-financing or draws from the general revenues of the District.

Fund Financial Statements – Fund financial statements report detailed information about the District. The focus of governmental financial statements is on major funds rather than reporting funds by types. Each major fund is presented in a separate column. Non-major funds are aggregated and presented in a single column. Fiduciary funds are reported by fund type.

The accounting and financial reporting treatment applied to a fund is determined by its measurement focus. All governmental fund types are accounted for using a flow of current financial resources measurement focus. With this measurement focus, only current assets and current liabilities are generally included on the balance sheet. Operating statements of these funds present sources (i.e., revenues and other financial sources) and uses (i.e., expenditures and other financing uses) of current financial resources.

HAMILTON CITY SCHOOL DISTRICT

Notes to the Basic Financial Statements For the Fiscal Year Ended June 30, 2008

2. Summary of Significant Accounting Policies (Continued)

D. Basis of Accounting

Basis of accounting refers to when revenues and expenditures are recognized in the accounts and reported in the financial statements and related to the timing of the measurements made.

The modified accrual basis of accounting is used by the governmental funds. On a modified accrual basis, revenues are recorded when they become both measurable and available.

“Measurable” means the amount of the transaction can be determined; “available” means collectible within the current fiscal year or soon enough thereafter to be used to pay liabilities of the current fiscal year. The available period for the District is sixty days after fiscal year end. Under the modified accrual basis, the following revenue sources are deemed both measurable and available: property taxes available for advance, interest, tuition, student fees, and grants.

The measurement focus of governmental fund accounting is on decreases in net financial resources (expenditures) rather than expenses. Expenditures are generally recognized in the accounting period in which the related fund liability is incurred, if measurable, except for unmatured principal and interest on general long-term debt which is recognized when due. Allocations of costs, such as depreciation, are not recognized in the governmental funds.

Government-wide financial statements are prepared using the full accrual basis of accounting. Also, private-purpose trust funds and agency funds use full accrual accounting. Revenues are recognized when earned and expenses are recognized when incurred.

Revenues: Exchange and Non-Exchange Transactions – Revenues resulting from exchange transactions, in which each party gives and receives essentially equal value, is recorded on the accrual basis when the exchange takes place.

Non-exchange transactions, in which the District receives value without directly giving value in return, include property taxes, grants, entitlements, and donations. On an accrual basis, revenue from property taxes is recognized in the fiscal year for which the taxes were levied. Revenue from grants, entitlements, and donations is recognized in the fiscal year in which all eligibility requirements have been satisfied. Eligibility requirements include timing requirements, which specify the year when the resources are required to be used or the fiscal year when use is first permitted; matching requirements, in which the District must provide local resources to be used for a specified purpose; and expenditure requirements, in which the resources are provided to the District on a reimbursement basis. On a modified accrual basis, revenue from non-exchange transactions must also be available before it can be recognized.

Deferred Revenue – Deferred revenues arise when assets are recognized before revenue recognition criteria have been satisfied. Property taxes measurable as of June 30, 2008, which are intended to finance fiscal year 2009 operations, have been recorded as deferred revenue. On governmental

HAMILTON CITY SCHOOL DISTRICT

Notes to the Basic Financial Statements For the Fiscal Year Ended June 30, 2008

2. Summary of Significant Accounting Policies (Continued)

fund financial statements, receivables that will not be collected within the available period have also been reported as deferred revenue.

E. Cash and Investments

To improve cash management, all cash received by the District is pooled in central bank accounts. Monies for all funds are maintained in these accounts or temporarily used to purchase short-term investments. Individual fund integrity is maintained through District records. Each fund's interest in the pool is presented as "Equity in Pooled Cash and Investments" on the financial statements.

During the fiscal year, the District invested funds in the State Treasury Asset Reserve of Ohio (STAR Ohio). STAR Ohio is an investment pool managed by the State Treasurer's Office which allows governments within the State to pool their funds for investment purposes. STAR Ohio is not registered with the SEC as an investment company, but does operate in a manner consistent with rule 2a7 of the Investment Company Act of 1940. Investments in STAR Ohio are valued at STAR Ohio's share price, which is the price the investment could be sold for on June 30, 2008.

The Governmental Accounting Standards Board Statement No. 31 (GASB 31), "Accounting and Financial Reporting for Certain Investments and for External Investment Pools," requires that investments, with certain exceptions, be recorded at their fair value and that changes in the fair value are reported in the operating statements. The District recorded investments held at June 30, 2008 at fair value.

Following Ohio statutes, the Board of Education has, by resolution, specified the funds to receive an allocation of interest earnings. Interest revenue earned in fiscal year 2008 totaled \$3,227,422 for all governmental funds.

F. Inventory

All inventories are valued at cost using a first-in, first-out basis. Inventory in governmental funds are recorded as expenditures in the governmental fund types when purchased. Reported material and supplies inventory is equally offset by a fund balance reserve in the governmental funds, which indicates that it does not constitute available expendable resources even though it is a component of net current assets.

G. Capital Assets

Capital assets, which include property, plant, and equipment, are reported in the government-wide financial statements but are not reported in the governmental fund financial statements. The District defines capital assets as those with an individual cost of more than \$1,000 and an estimated useful life in excess of one year. All capital assets are capitalized at cost or estimated historical cost where no historical records exist. Donated capital assets are recorded at estimated fair values as of the date

HAMILTON CITY SCHOOL DISTRICT

Notes to the Basic Financial Statements For the Fiscal Year Ended June 30, 2008

2. Summary of Significant Accounting Policies (Continued)

received. The District does not possess any infrastructure. Improvements are capitalized; the costs of normal maintenance and repairs that do not add to the value of the asset or materially extend an asset's life are not capitalized.

When capital assets are purchased, they are capitalized and depreciated in the government-wide statements. Capital assets are reported as expenditures of the current period in the governmental fund financial statements.

All reported capital assets except land and construction-in-progress are depreciated. Depreciation is computed using the straight-line method over the following useful lives.

<u>Asset</u>	<u>Life (Years)</u>
Land Improvements	10 to 20 years
Building	30 to 50 years
Building Improvements	10 to 40 years
Furniture, Fixtures & Equipment	5 to 20 years
Vehicles	10 to 20 years

H. Interfund Balances

On fund financials, receivables and payables resulting from short-term interfund loans are classified as "interfund loans receivable/payable." These amounts are eliminated in the governmental activities column of the statement of net assets. Interfund services provided and used are not eliminated in the process of consolidation. On fund financial statements, receivables and payables arising between funds for goods provided or services rendered are classified as "due from other funds" or "due to other funds".

I. Compensated Absences

Vacation benefits are accrued as a liability as the benefits are earned if the employees' rights to receive compensation are attributable to services already rendered and it is probable that the District will compensate the employees for the benefits through paid time off or some other means. The District records a liability for accumulated unused vacation time when earned for all employees with more than one year of service.

Sick leave benefits are accrued as a liability using the vesting method. The liability includes the employees who are currently eligible to receive termination benefits and those the District has identified as probable of receiving payment in the future. The amount is based on accumulated sick leave and employees' wage rates at fiscal year end, taking into consideration any limits specified in the District's termination policy.

The entire compensated absence liability is reported on the government-wide financial statements. For governmental fund financial statements, a liability is recorded only for the portion of unpaid compensated absences that has matured, for example, as a result of employee resignations and retirements.

HAMILTON CITY SCHOOL DISTRICT

Notes to the Basic Financial Statements For the Fiscal Year Ended June 30, 2008

2. Summary of Significant Accounting Policies (Continued)

J. Accrued Liabilities and Long-Term Obligations

All payables, accrued liabilities, and long-term obligations are reported in the government-wide financial statements. Governmental fund payables and accrued liabilities are reported as obligations of the funds regardless of whether they will be liquidated with current resources, with the exception of compensated absences as noted above.

K. Fund Balance Reserves

The District records reservations for portions of fund equity that are legally segregated for specific future use or which do not represent available for appropriation or expenditure. Unreserved fund balances indicate that portion of fund equity that is available for appropriation in future periods. Fund equity reserves are established for encumbrances, property taxes, inventory, and prepayment.

The reserve for property taxes represents taxes recognized as revenue under generally accepted accounting principles but not available for appropriations under State statutes.

L. Net Assets

Net assets represent the difference between assets and liabilities. Net assets invested in capital assets, net of related debt consists of capital assets, net of accumulated depreciation, reduced by the outstanding balances of any borrowings used for the acquisition, construction, or improvements of those assets. Net assets are reported as restricted when there are limitations imposed on their use either through the enabling legislation adopted by the District or through external restrictions imposed by creditors, grantors, or laws and regulations of other governments.

The District applies restricted resources when an expense is incurred for purposes for which both restricted and unrestricted net assets are available.

M. Estimates

The preparation of financial statements in conformity with generally accepted accounting principles requires management to make estimates and assumptions that affect the amounts reported in the financial statements and accompanying notes. Actual results may differ from those estimates.

HAMILTON CITY SCHOOL DISTRICT

Notes to the Basic Financial Statements For the Fiscal Year Ended June 30, 2008

3. Fund Balance Deficits

Fund balances at June 30, 2008 included the following individual fund deficits (includes accrual entries).

General Fund:	(5,104,143)		
Special Revenues Funds:			
Network Connectivity	(16)	Carl D Perkins	(66,469)
Ohio Reads Volunteer	(10,520)	Title I	(56,423)
Poverty Based	(581,055)	Drug Free Schools	(7,885)
Alternative Schools	(387)	Improving Teacher Quality	(13,207)
Miscellaneous State Grants	(98)	Miscellaneous Federal Grants	(265,971)
Adult Basic Education	(718)	Food Service	(200,474)
Title VI-B	(30,947)	Uniform School Supply	(56,964)

The above fund deficits arise from the recognition of expenditures on the modified accrual basis, which are greater than expenditures recognized on the budgetary basis. The deficits are also due to the timing of receiving reimbursements for goods and/or services rendered.

4. Deposits and Investments

State statutes classify monies held by the District in three categories.

Active deposits are public deposits necessary to meet current demands on the treasury. Such monies must be maintained either as cash in the District treasury, in commercial accounts payable or withdrawable on demand, including negotiable order of withdrawal (NOW) accounts, or in money market deposit accounts.

Inactive deposits are public deposits that the Board of Education has identified as not required for use within the current two-year period of designation of depositories. Inactive deposits must either be evidenced by certificates of deposit maturing not later than the end of the current period of designation of depositories, or by savings or deposit accounts including, but not limited to, passbook accounts.

Interim deposits are deposits of interim monies. Interim monies are those monies which are not needed for immediate use but which will be needed before the end of the current period of designation or depositories. Interim deposits must be evidenced by certificates of deposit maturing not more than one year from the date of deposit, or by savings accounts, including passbook accounts.

Protection of the District's deposits is provided by the Federal Deposit Insurance Corporation (FDIC), by eligible securities pledged by the financial institution as security for repayment, by surety company bonds deposited with the treasurer by the financial institution, or by a single collateral pool established by the financial institution to secure the repayment of all public money deposited with the institution.

HAMILTON CITY SCHOOL DISTRICT

Notes to the Basic Financial Statements For the Fiscal Year Ended June 30, 2008

4. Deposits and Investments (Continued)

Interim monies may be deposited or invested in the following securities:

1. United States Treasury notes, bills, bonds, or any other obligation or security issued by the United States Treasury or any other obligation guaranteed as to principal and interest by the United States;
2. Bonds, notes, debentures, or any other obligations or securities issued by any federal government agency or instrumentality, including but not limited to, the Federal National Mortgage Association, Federal Home Loan Bank, Federal Farm Credit Bank, Federal Home Loan Mortgage Corporation, Government National Mortgage Association, and Student Loan Marketing Association. All federal agency securities shall be direct issuances of federal government agencies or instrumentalities;
3. Written repurchase agreements in the securities listed above provided that the market value of the securities subject to the repurchase agreement must exceed the principal value of the agreements by at least two percent and be marked to market daily, and that the term of the agreement must not exceed thirty days;
4. Bond and other obligations of the State of Ohio;
5. No-load money market mutual funds consisting exclusively of obligations described in division (1) or (2) and repurchase agreements secured by other such obligations, provided the investments in securities described in this division are made only through eligible institutions;
6. The State Treasurer's investment pool (STAR Ohio);
7. Certain banker's acceptances and commercial paper notes for a period not to exceed 180 days from the date of purchase in an amount not to exceed 25 percent of the interim moneys available for investment at any one time; and
8. Under limited circumstances, debt interests rated in either of the two highest rating classifications by at least two nationally recognized rating agencies.

Investments in stripped principal or interest obligations, reverse repurchase agreements, and derivatives are prohibited. The issuance of taxable notes for the purpose of arbitrage, the use of leverage and short selling are also prohibited. An investment must mature within five years from the date of purchase unless matched to a specific obligation or debt of the District, and must be purchased with the expectation that it will be held to maturity. Investments may only be made through specified dealers and institutions. Payments for investments may be made only upon delivery of the securities representing the investments to the treasurer or qualified trustee or, if the securities are not represented by a certificate, upon receipt of confirmation of transfer from the custodian. At the end of the fiscal year, the District had no undeposited cash on hand.

HAMILTON CITY SCHOOL DISTRICT

Notes to the Basic Financial Statements For the Fiscal Year Ended June 30, 2008

4. Deposits and Investments (Continued)

The following information classifies deposits and investments by categories of risk as defined in GASB Statement No. 40, "Deposit and Investment Risk Disclosures – an amendment of GASB Statement No. 3".

Deposits

At fiscal year end, the bank balance of the District's deposits was \$84,989,474. Of the bank balance:

1. \$300,200 was covered by federal depository insurance; and
2. \$84,689,274 was covered by collateral held by the pledging institution's trust department pursuant to Ohio Revised Code, Section 135.181. The Uniform Depository Act (Section 135.181) authorizes pledging of pooled securities in lieu of pledging specific securities. Specifically, a designated public depository may pledge a single pool of eligible securities to secure repayment of all public monies deposited in the financial institution, provided that at all times the total value of the securities so pledged is at least equal to 105% of the total amount of all public deposits secured by the pool, including the portion of such deposits covered by any federal deposit insurance. The deposits not covered by federal depository insurance are considered uninsured and uncollateralized under the provisions of GASB Statement No. 40.

HAMILTON CITY SCHOOL DISTRICT

Notes to the Basic Financial Statements For the Fiscal Year Ended June 30, 2008

4. Deposits and Investments (Continued)

Investments

At June 30, 2008, the Board's investment balances were as follows:

Table 1: Summary of Investment Categories

Description	Credit Rating	Maturity	Investment Concentration	Fair Value
Fifth Third Money Market	N/A	N/A	3.17%	\$2,523,307
Federal Farm Credit Bank Construction Bond	AAA	February 4, 2010	1.26%	1,000,630
Federal National Mortgage Association	AAA	February 14, 2010	1.50%	1,194,756
Federal Home Loan Bank Construction Bond	AAA	March 05, 2012	1.50%	1,195,500
Federal Home Loan Mortgage Corporation	AAA	March 15, 2013	1.50%	1,189,416
Federal Home Loan Mortgage Corporation	AAA	July 15, 2009	1.26%	1,000,060
Federal National Mortgage Association	AAA	August 22, 2011	4.13%	3,286,266
Federal Home Loan Bank Construction Bond	AAA	October 3, 2012	1.90%	1,509,840
Federal National Mortgage Association	AAA	November 7, 2012	1.27%	1,007,500
Federal National Mortgage Association	AAA	December 12, 2012	0.86%	685,528
Discover Bank Greenwood DE	AAA	April 13, 2010	0.13%	100,247
Lehman Brothers Bank FSB DE	AAA	March 23, 2010	0.13%	100,152
Citizens Bank Flint Michigan	AAA	September 10 2010	0.13%	99,634
Star Ohio	AAA	N/A	81.28%	<u>64,664,708</u>
Total				<u>\$79,557,544</u>

HAMILTON CITY SCHOOL DISTRICT

Notes to the Basic Financial Statements For the Fiscal Year Ended June 30, 2008

4. Deposits and Investments (Continued)

Credit Risk: Standard and Poor's rated The Board's investments AAA. The Fifth Third Investment account is a money market account that pays interest monthly and is protected by pooled collateral. The Board has no policy on credit risk.

Custodial Credit Risk: Custodial credit risk is the risk that in the event of a failure of a counter party, the District will not be able to recover the value of its investments or collateral securities that are in the possession of an outside party. GASB 40 requires governments to disclose custodial credit risk only if they have deposits that are not insured and not collateralized, or that are collateralized with securities that are held by the bank or the bank's trust department or agent, but not in the government's name and investments that are not insured and are held by the other party or its trust departments or agent, but not in the government's name. The District's investments in FHLMC, FNMA, and FHLB securities totaling \$12,069,496 are subject to custodial credit risk because the securities are uninsured, unregistered, and held by the District's brokerage firm.

Interest Rate Risk: The Board of Education's formal investment policy states that "Investments held by the Treasurer must mature within five (5) years, unless they are matched to a specific obligation or debt of the District." This policy is intended to mitigate interest rate risk. STAR Ohio maturity dates are varied and short and are not subject to interest rate risk.

Concentration of Credit Risk: The Board places a twenty-five percent "(25%) limit on the concentration of interim funds invested in commercial paper notes or bankers acceptances provided the Treasurer has completed additional training. At June 30, 2008, the Treasurer did not hold either type of investment. The concentration percentages are shown in Table 1.

5. Property Taxes

Property taxes include amounts levied against real, public utility, and tangible personal (business) property. The assessed value, by property classification, upon which taxes collected in 2007 were based are as follows.

Real Estate	\$895,269,180
Public Utility Personal	3,661,600
Tangible Personal	<u>35,748,430</u>
Total Assessed Value	<u>\$934,679,210</u>

In 2008 real property taxes were levied in January on the assessed values as of January 1, 2007 the lien date. Assessed values are established by the County Auditor at 35% of appraised market value. A revaluation of real property is required to be completed no less than every six years, with a statistical update every third year. The most recent revaluation was completed in January 2002.

Tangible personal property tax is assessed on equipment and inventory held by businesses. Tangible property is assessed at 25% of true value (as defined). In 2007, each business was eligible

HAMILTON CITY SCHOOL DISTRICT

Notes to the Basic Financial Statements For the Fiscal Year Ended June 30, 2008

5. Property Taxes (Continued)

to receive a \$10,000 exemption in assessed value, which is reimbursed by the state. However, in 2004, the state began reducing the reimbursement by 10% until the reimbursement has been eliminated.

Real property taxes are payable annually or semi-annually. In 2008 if paid annually, payment was due by February 13th. If paid semiannually, the first payment (at least ½ of amount billed) was due February 13th with the remainder due August 4th.

The County Auditor remits portions of the taxes collected to all taxing districts with periodic settlements of real and public utility property taxes in February and August and tangible personal property taxes in June and October. The District records billed but uncollected property taxes as receivables at their estimated net realized value.

Although total property tax collections for the next fiscal year are measurable, only the amount available as an advance at June 30 is intended to finance current fiscal year operations. The receivable is, therefore, offset by a credit to deferred revenue for that portion not intended to finance current year operations.

6. Capital Assets

A summary of the changes in capital asset activity for governmental activities during the fiscal year is shown in Table 2.

Table 2: Schedule of Capital Assets

	Balance 7/1/07	Additions	Disposals	Transfer In / (Out)	Balance 6/30/08
<i>Non-Depreciable Capital Assets:</i>					
Land	\$2,527,644	\$640,000	(\$4,425)	-	\$3,163,219
Construction in Progress	1,305,943	12,586,729	-	(34,636)	13,858,036
Subtotal	<u>3,833,587</u>	<u>13,226,729</u>	<u>(4,425)</u>	<u>(34,636)</u>	<u>17,021,255</u>
<i>Depreciable Capital Assets:</i>					
Land Improvements	1,095,254	552,622	(47,575)	-	1,600,301
Building and Improvements	73,202,639	260,246	(2,648,406)	-	70,814,479
Furniture/ Fixtures/ Equipment	14,813,092	672,053	(705,991)	34,636	14,813,790
Vehicles	4,137,068	305,257	(441,543)	-	4,000,782
Subtotal	<u>93,248,053</u>	<u>1,790,178</u>	<u>(3,843,515)</u>	<u>34,636</u>	<u>91,229,352</u>
Total Capital Assets, Gross	<u>97,081,640</u>	<u>15,016,907</u>	<u>(3,847,940)</u>	<u>-</u>	<u>108,250,607</u>
<i>Less Accumulated Depreciation:</i>					
Land Improvements	397,556	51,768	(22,454)	-	426,869
Building and Improvements	12,258,572	1,466,119	(696,717)	-	13,027,974
Furniture/ Fixtures/ Equipment	8,819,257	957,696	(620,084)	-	9,156,869
Vehicles	2,255,139	231,903	(386,683)	-	2,100,362
Total Accumulated Depreciation	<u>23,730,524</u>	<u>2,707,486</u>	<u>(1,725,938)</u>	<u>-</u>	<u>24,712,074</u>
Total Capital Assets, Net	<u>\$73,351,116</u>	<u>\$12,309,421</u>	<u>\$(2,122,002)</u>	<u>\$-</u>	<u>\$83,538,533</u>

HAMILTON CITY SCHOOL DISTRICT

Notes to the Basic Financial Statements For the Fiscal Year Ended June 30, 2008

6. Capital Assets (Continued)

Depreciation expense was charged to functions as follows.

Instruction:	
Regular	\$1,219,593
Special	159,396
Vocational	208,593
Adult/Continuing	2,165
Support Services:	
Pupils	157,440
Instructional Staff	245,006
Board of Education	3,348
Administration	86,249
Fiscal Services	9,127
Business	8,959
Operation & Maintenance	208,485
Pupil Transportation	163,513
Central	11,313
Food Services	116,945
Extra-Curricular Activities	<u>107,354</u>
Total Depreciation Expense	<u>\$2,707,486</u>

7. Long-Term Obligations

A. General Long-Term Bonds

The current obligations outstanding, issued to provide funds for the acquisition and construction of facilities and equipment, are general obligations of the school district for which the full faith and credit of the District is pledged for repayment. Accordingly, such unmatured obligations of the District are accounted for on the Statement of Net Assets. Payments of principal and interest relating to all District bonds are recorded as expenditures in the Debt Service Fund. A summary of the District's initial bond issuance is shown in Table 3.

Table 3: Summary of District's Bond Issuance

Purpose	Interest Rate	Issuance Date	Delivery Date	Final Maturity Date	Issuance Amount
School Improvement	5.51%	6/1/99	6/22/99	12/1/24	\$4,500,000
School Improvement	5.61%	9/1/99	9/28/99	12/1/24	\$44,500,000
Debt Refunding	4.74%	3/29/05	6/1/05	12/1/24	\$23,215,000
School Improvement	4.25%	3/8/07	3/8/07	12/1/34	\$72,000,000

HAMILTON CITY SCHOOL DISTRICT

Notes to the Basic Financial Statements For the Fiscal Year Ended June 30, 2008

7. Long-Term Obligations (Continued)

A summary of the District's bond activity for FY 2008 is contained in Table 4.

Table 4: Summary of District's FY 2008 Bond Activity

Purpose	Balance 7/1/07	FY 2008 Additions	FY 2008 Reductions	Balance 6/30/08
School Improvement	\$300,000	\$-	\$100,000	\$200,000
School Improvement	15,645,000	-	1,265,000	14,380,000
Refunding Bonds	22,605,000	-	125,000	22,480,000
School Improvement	72,000,000	-	875,000	71,125,000
Totals	\$110,550,000	\$-	\$2,365,000	\$108,185,000

A summary of the District's future annual service requirements to maturity for its bonds is shown in Table 5.

Table 5: Schedule of Future Debt Obligations Related to Bonds

Fiscal Year Ending June 30	Principal Due	Interest Due	Total FY Payments
FY 2009	\$2,560,000	\$5,298,389	\$7,858,389
FY 2010	3,015,000	5,173,358	8,188,358
FY 2011	3,275,000	5,025,608	8,300,608
FY 2012	3,465,000	4,861,209	8,326,209
FY 2013	3,495,000	4,689,938	8,184,938
FY 2014 to FY 2018	17,735,000	22,708,993	40,443,993
FY 2019 to FY 2023	25,355,000	15,328,313	40,683,313
FY 2024 to FY 2028	21,415,000	8,959,563	30,374,563
FY 2029 to FY 2033	18,955,000	4,570,599	23,525,599
FY 2034 to FY 2035	8,915,000	451,125	9,366,125
Totals	\$108,185,000	\$77,067,095	\$185,252,095

Table 6: Schedule of Future Debt Obligations Related to Capital Leases

Fiscal Year Ending June 30	Principal Due	Interest Due	Total FY Payments
FY 2009	\$150,900	\$-	\$150,900
FY 2010	150,900	-	150,900
FY 2011	150,900	-	150,900
FY 2012	37,725	-	37,725
Totals	\$490,425	\$-	\$490,425

HAMILTON CITY SCHOOL DISTRICT

Notes to the Basic Financial Statements For the Fiscal Year Ended June 30, 2008

7. Long-Term Obligations (Continued)

B. Refunding Bonds

In March 2005, the District issued a \$23,215,000 General Obligation bond for the purpose of refunding \$3,500,000 of May 1999 School Improvement Serial Bonds and \$19,715,000 of May 1999 School Improvement Term Bonds. The bonds were issued for a twenty-year period, with final maturity in December 2024. The refunding resulted in no difference between the net carrying amount of the debt and the acquisition price.

In March 2007, the District issued \$72,000,000 in General Obligation bonds that were approved by the electorate of the Hamilton City School District in November 2006. This bonded debt will fulfill the District's local share in completing the master facilities plan. The State contribution is currently estimated to be \$124,922,187. Of that amount, in FY 2008, the District received \$27,637,771. The remaining OSFC contribution will be \$97,284,416 and is reflected in Accounts Receivable.

C. Capital Leases

During FY 2007, the District entered into a lease agreement for \$754,500 for the acquisition of Canon copiers. The terms of the agreement provides options to purchase the equipment. The lease meets the criteria of a capital lease as defined by Statement of Financial Accounting Standards No. 13, "Accounting for Leases", which defines a capital lease generally as one that transfers benefits and risks of ownership to the lessee at the conclusion of the lease term. The District made payments of \$150,900 under the Canon copier capital lease. The entire amount paid is attributable to principal payments as the Canon copier capital lease is interest free. Payments of principal relating to all District copier leases are recorded primarily as expenditures in the General Fund.

D. Changes in Long-Term Debt Obligations (Continued)

During FY 2008, the changes presented in Table 7 occurred in relation to the District's long-term debt obligations. As stated previously, the District's long-term debt obligations are presented in the government-wide financial statements in the Statement of Net Assets. Compensated Absences are generally paid from the General Fund.

Table 7: Changes in Long-Term Debt Obligations

	Principal Balance 7/1/07	Additions	Reductions	Principal Balance 6/30/08	Amounts Due in One Year
Governmental Activities:					
General Obligation Bonds	\$110,550,000	\$-	\$2,365,000	\$108,185,000	\$2,560,000
Copier Capital Lease	641,325	-	150,900	490,425	150,900
Bond Premium	4,497,674	-	162,078	4,335,596	
Compensated Absences	6,343,212	4,694	328,134	6,019,772	149,863
Totals	\$122,032,211	\$4,694	\$3,006,112	\$119,030,793	\$2,860,763

HAMILTON CITY SCHOOL DISTRICT

Notes to the Basic Financial Statements For the Fiscal Year Ended June 30, 2008

8. Pension Plans

A. School Employees Retirement System:

The District contributes to the School Employees retirements System of Ohio (SERS), a cost-sharing multiple employer public employee retirement system administered by the School Employees Retirement Board. SERS provides basic retirement benefits, disability, survivor, and health care benefits based on eligible service credit to members and beneficiaries. Benefits are established by Chapter 3309 of the Ohio Revised Code. SERS issues a publicly available financial report that includes financial statements and required supplementary information for SERS. That report may be obtained by writing to the School Employees Retirement System, 300 East Broad Street, Columbus, Ohio 43215-3746, or by calling (800) 878-5853.

Plan members are required to contribute 10 percent of their annual covered salary and the District is required to contribute an actuarially determined rate, which is currently 14 percent of approved payroll. The contribution rates are established by SERS' Retirement Board within the rates allowed by State statute. The adequacy of the contribution rate is determined annually. The District's required contributions for pension obligations to SERS for the fiscal years ended June 30, 2008, 2007 and 2006 were \$1,960,272; \$1,971,396; and \$2,544,856, respectively; 50.0 percent has been contributed for fiscal year 2008 and 100 percent for fiscal years 2007 and 2006. The District's current portion of the contribution for fiscal year 2008 is recorded as a liability within the respective funds.

B. State Teachers Retirement System

The District contributes to the State Teachers Retirement System of Ohio (STRS), a cost-sharing multiple employer public employee retirement system administered by the State Teachers Retirement Board. STRS provides retirement, disability, and survivor benefits; annual health care benefits based on eligible service credit to members and beneficiaries. Benefits are established by Chapter 3307 of the Ohio Revised Code. STRS issues a publicly available financial report that includes financial statements and required supplementary information for STRS. That report may be obtained by writing to the State Teachers Retirement System, 275 East Broad Street, Columbus, Ohio 43215-3771, or by calling (888) 227-7877.

New members have a choice of three retirement plans: a Defined Benefits Plan (DB Plan), a Defined Contribution Plan (DC Plan), and a Combined Plan. The DB Plan offers an annual retirement allowance based on final average salary times a percentage that varies based on years of service, or an allowance based on members contributions and earned interest matched by STRS Ohio funds times an actuarially determined annuity factor. The DC Plan allows members to allocate all their member contributions and employer contributions equal to 10.5 percent of earned compensation among various investment choices. Investment decisions are made by the member. A member is eligible to receive a retirement benefits at age 50 and termination of employment. The Combined Plan offers features of both the DB Plan and the DC Plan. In the Combined Plan, the members invest, member contributions are allocated to investment choices by the member, and

HAMILTON CITY SCHOOL DISTRICT

Notes to the Basic Financial Statements For the Fiscal Year Ended June 30, 2008

8. Pension Plans (Continued)

employer contributions are used to fund a defined benefit payment at a reduced level from the regular DB Plan.

DC and Combined Plan members will transfer to the DB Plan during their fifth year of membership unless they permanently select the DC or Combined Plan. Existing members with less than five years of service credit as of June 30, 2001, were given the option of making a one time irrevocable decision to transfer account balances from the existing DB Plan into the DC Plan or the Combined Plan. This option expired on December 31, 2001. Chapter 3307 of the Ohio Revised Code establishes benefits.

Plan members are required to contribute 10 percent of their annual covered salary and the District is required to contribute 14 percent. Contribution rates are established by STRS, upon recommendation of its consulting actuary, not to exceed statutory maximum rates of 10 percent for members and 14 percent for employers. The District's required contributions for pension obligations to STRS for the years ended June 30, 2008, 2007, and 2006, were \$5,988,866; \$6,010,500; and \$5,874,330, respectively; 83.1 percent has been contributed for fiscal year 2008 and 100 percent has been contributed for fiscal years 2007 and 2006. The unpaid contribution for fiscal year 2008 is recorded as a liability within the respective funds.

C. Social Security System

All employees not otherwise covered by SERS or STRS have an option to choose Social Security or SERS/STRS. Ohio law permits Board of Education members to be compensated up to \$80 per meeting. As of June 30, 2008, members of the Hamilton City School District Board of Education have chosen to serve without compensation.

D. Other Information

The District provides comprehensive health care benefits to eligible retirees and their beneficiaries through the State Teachers Retirement System (STRS), and to retired non-certified employees and their dependents through the School Employees Retirement System (SERS). Benefits include hospitalization, physician fees, prescription drugs, and reimbursements of Medicare premiums. Benefit provisions and the obligations to contribute are established by STRS and SERS based on authority granted by State statute.

STRS Ohio administers a pension plan that is comprised of: a defined benefit plan; a self directed defined contribution plan and a combined plan which is a hybrid of the defined benefit and contribution plan. Ohio law authorizes STRS Ohio to offer a cost-sharing, multiple-employer health care plan. STRS Ohio provides access to health care coverage to eligible retirees who participated in the defined benefit or combined plans. Pursuant to 3307 of the Ohio Revised Code, the Retirement Board has discretionary authority over how much, if any, of the associated healthcare costs will be absorbed by STRS Ohio. All benefit recipients, for the most recent year, pay a portion

HAMILTON CITY SCHOOL DISTRICT

Notes to the Basic Financial Statements For the Fiscal Year Ended June 30, 2008

8. Pension Plans (Continued)

of the health care costs in the form of a monthly premium. Under Ohio law, funding for post-employment health care may be deducted from employer contributions. Of the 14% employer contribution rate, 1% of covered payroll was allocated to post-employment health care for years ended June 30, 2008, 2007, and 2006. The 14% employer contribution rate is the maximum rate established under Ohio law. For the District, the amount to fund health care benefits equaled \$424,480 FY 2008, \$423,531 during FY 2007, and \$419,595 during FY 2006.

SERS administers two postemployment benefit plans:

Medicare B Plan - The Medicare B plan reimburses Medicare Part B premiums by eligible retirees and beneficiaries as set forth in Ohio Revised Code (ORC) 3309.69. Qualified benefit recipients who pay Medicare Part B premiums may apply for and receive a monthly reimbursement from SERS. The reimbursement amount is limited by statute to the lesser of January 1, 1999 Medicare Part B premium or the current premium. The Medicare Part B premium for calendar year 2007 was \$93.50; SERS' reimbursements to retirees was \$45.50.

Health Care Plan - ORC 3309.375 and 3309.69 permit SERS to offer health care benefits to eligible retirees and beneficiaries. SERS' Retirement Board reserves the right to change or discontinue any health care plan or program. SERS offers several types of health plans from various vendors, including HMO's, PPO's and traditional indemnity plans. A prescription drug program is also available to those who elect health coverage. SERS employs two third-party administrators and a pharmacy benefit manager to manage the self-insurance and prescription drug plans, respectively.

The ORC provides the statutory authority to fund SERS' postemployment benefits through employer contributions. Active members do not make contributions to the post-employment benefits plan.

The Health Care Fund was established under, and is administered in accordance with, Internal Revenue Code 401(h). Each year after the allocation for statutorily required benefits, the Retirement Board allocates the remainder of the employer 14% contribution to the Health Care Fund. At June 30, 2008, the health care allocation was 3.32%. The actuarially required contribution (ARC), as of December 31, 2006 annual valuation, was 11.50% of covered payroll. The ARC represents a level of funding that, if paid on an ongoing basis, is projected to cover normal cost each year and amortize any unfunded actuarial liabilities of the plan over a period not to exceed thirty years. For the District, the amount to fund health care benefits for the years ended June 30, 2008, 2007, and 2006 were \$217,482, \$189,948, and \$623,490 respectively.

An additional health care surcharge on employers is collected by SERS for employees earning less than an actuarially determined minimum compensation amount, pro-rated according to service credit earned. Statutes provide that no employer shall pay a health care surcharge greater than 2 % of that employer's SERS-covered payroll; nor may SERS collect in aggregate more than 1.5% of total statewide SERS-covered payroll for the health care surcharge. For fiscal year 2007, the minimum pay was established at \$35,800. This amount remains the same for fiscal year 2008 and

HAMILTON CITY SCHOOL DISTRICT

Notes to the Basic Financial Statements For the Fiscal Year Ended June 30, 2008

8. Pension Plans (Continued)

fiscal year 2009. The SERS Retirement Board establishes the rules for the premiums paid by the retirees for health care coverage for themselves and their dependents or for their surviving beneficiaries. Premiums vary depending on the plan selected, qualified years of service, Medicare eligibility, and retirement status.

9. Other Employee Benefits

A. Compensated Absences

The criteria for determining vacation and sick leave components are derived from negotiated agreements and State laws. Classified employees earn 8 to 27 days of vacation per year, depending upon length of service. Accumulated unused vacation time is paid to classified employees upon termination of employment. Teachers and administrators who are not on twelve-month contract do not earn vacation time. Teachers, administrators, and classified employees earn sick leave at the rate of 1.25 days per month. Sick leave may accumulate up to 285 days. Upon retirement, payment is made for 25 percent of the first 150 days of sick leave accumulation plus 50 percent of the days accumulated above 150. In prior years, General Fund resources have been used to liquidate the liability for compensated absences.

B. Insurance Benefits

The District provides life insurance and accidental death and dismemberment insurance to regular employees through Aetna US Healthcare. Employees receive coverage in the amount of 1.5 to 2.5 times the amount of their annual salary, rounded to the nearest \$1,000.

10. Interfund Receivables / Payables

On the fund financial statements, the General Fund has a receivable of \$1,760 that consists of amounts due from other funds. In addition, the General Fund has an interfund loan receivable of \$747,915. These interfund loans were made to provide operating capital. The interfund loan receivable will be repaid by the funds included in the Other Governmental Funds. The District anticipates that all interfund loans will be repaid to the General Fund by the June 30, 2009.

During the year-ended June 30, 2008, the Building Program Fund made transfers of \$36,558,310 to Capital Projects Fund as well as transfers of \$400,000 between non-major governmental funds and General Funds. Transfers are used to (1) move revenues from the fund that statute or budget requires collect them to the fund that statute or budget requires expend them or (2) use unrestricted revenues collected in the General Fund to finance various programs accounted for in other funds in accordance with budgetary authorizations.

HAMILTON CITY SCHOOL DISTRICT

Notes to the Basic Financial Statements For the Fiscal Year Ended June 30, 2008

11. Risk Management

The District is exposed to various risks of loss related to torts; theft of, damage to, and destruction of assets; errors and omissions; injuries to employees; and natural disasters. During fiscal year 2008, commercial insurance carriers provided insurance coverage for property, liability, and vehicles. Settlements have not exceeded insurance coverage in any of the past three fiscal years. There were no significant reductions in insurance coverage from the previous year.

The District also provides life insurance and accidental death and dismemberment coverage to all employees. The amount of coverage per employee varies by bargaining unit. Aetna US Healthcare provides the life insurance coverage for the District.

The District pays the State Workers' Compensation System a premium based on a rate per \$100 of salaries. This rate is calculated based on accident history and administrative costs. The District has elected to provide medical, dental, and vision benefits for all eligible employees. Effective September 1, 1996, the District joined the Butler County Health Plan in order to provide medical and dental coverage. The District maintains an Employee Benefits Fund to account for the vision self-insurance program. J.F. Malloy, Inc. provides claims review and processing services. For financial reporting this fund is combined into the General Fund.

The Employee Benefits Fund receives a significant portion of the insurance premium from the District. This portion of the premium is paid by the fund that pays the salary for the employee. The remainder of the premium is the employee's responsibility, with the amount varying by coverage and bargaining unit. The activity in the Employee Benefits Fund is materially reduced because medical and dental premiums no longer pass through the Employee Benefits Fund.

12. Jointly Governed Organizations

Southwestern Ohio Computer Association (SWOCA) is a jointly governed organization among a three county consortium of school districts. The jointly governed organization was formed for the purpose of applying modern technology with the aid of computers and other electronic equipment to administrative and instructional functions among member districts. Each of the governments of these schools support SWOCA based upon a per pupil charge dependent upon the software package used. SWOCA is governed by a Board of Directors consisting of the superintendents and treasurers of member school districts. The degree of control exercised by any participating school district is limited to its representation on the Board of Directors. The Board of Directors consists of one representative from each of the participating 29 school districts. During FY 2008, the District paid \$229,441 to SWOCA for services.

13. Contingent Liabilities

A. Grants

The District receives significant financial assistance from numbers federal, state, and local agencies in the form of grants. The disbursement of funds received under these programs generally requires

HAMILTON CITY SCHOOL DISTRICT

Notes to the Basic Financial Statements For the Fiscal Year Ended June 30, 2008

13. Contingent Liabilities (Continued)

compliance with terms and conditions specified in the grant agreements and are subject to audit by the grantor agencies.

Any disallowed claims resulting from such audits could become a liability of the General Fund or other applicable funds. However, in the opinion of management, any such disallowed claims will not have a material effect on any of the financial statements of the individual fund types included herein or on the overall financial position of the District at June 30, 2008.

B. Litigation

The District was party to legal proceedings as of June 30, 2008. The District is of the opinion that the ultimate disposition of claims will not have a material effect, if any, on the financial condition of the District.

14. Statutory Resources

The District is required, by state law, to set aside certain General Fund revenue amounts, as defined, into various reserves. During the fiscal year ending June 30, 2008, the reserve activity (cash-basis) was as follows.

Table 10: Statutory Reserves Summary

	<u>Textbooks</u>	<u>Capital Acquisition</u>	<u>Totals</u>
Set-aside Cash Balance as of June 30, 2007	\$-	\$-	\$-
Current Year Set-aside Requirement	1,463,653	1,463,653	2,927,306
Current Year Offsets	-	-	-
Qualifying Disbursements	<u>1,463,653</u>	<u>1,463,653</u>	<u>2,927,306</u>
Set Aside Cash Balance as of June 30, 2008			-
Amount Restricted for Bus Purchases			-
Total Restricted Assets			<u>\$-</u>

Expenditures for textbooks and instructional materials during the fiscal year totaled \$1,463,653, which, is equal to the amount required for the set-aside. Expenditures for the capital acquisition activity during the fiscal year totaled \$13,358,191, which was more than the amount required for the set-aside.

Required Supplementary Information

Hamilton City School District
Schedule of Revenues, Expenditures, and Changes in Fund Balance
Budget and Actual (Non-GAAP Budgetary Basis)
General Fund
For the Fiscal Year Ended June 30, 2008

	Budgeted Amounts		Actual	Variance: Positive / (Negative)
	Original	Final		
Revenues:				
Taxes	\$ 19,145,976	\$ 20,162,858	\$ 19,374,370	\$ (788,488)
Tuition and Fees	384,777	(142,543)	123,116	265,659
Charges for Services	426,596	426,596	271,462	(155,134)
Earnings on Investments	602,445	727,112	950,949	223,837
Other Local Revenues:				
Rental of Property	45,795	47,990	37,021	(10,969)
Miscellaneous Revenue	22,468	57,699	25,414	(32,285)
Total Other Local Revenues	68,263	105,689	62,435	(43,254)
Intergovernmental	44,212,862	44,677,068	44,493,509	(183,559)
Total Revenues	64,840,919	65,956,780	65,275,841	(680,939)
Expenditures:				
Current:				
Instruction:				
Regular:				
Salaries and Wages	20,656,345	20,846,509	19,638,599	1,207,910
Fringe Benefits	10,492,468	10,496,418	9,511,786	984,632
Purchased Services	682,270	688,072	852,783	(164,711)
Materials and Supplies	510,456	573,523	428,601	144,922
Equipment Purchased	26,325	26,325	5,364	20,961
Other Expenditures	7,329	32,329	31,829	500
Total Regular Instruction	32,375,193	32,663,176	30,468,962	2,194,214
Special:				
Salaries and Wages	5,521,469	5,586,521	5,755,583	(169,062)
Fringe Benefits	843,246	843,246	888,160	(44,914)
Purchased Services	1,114,197	1,114,197	1,323,504	(209,307)
Materials and Supplies	22,400	22,400	17,568	4,832
Other Expenditures	500	500	5,445	(4,945)
Total Special Instruction	7,501,812	7,566,864	7,990,260	(423,396)
Vocational:				
Salaries and Wages	1,036,634	1,073,097	1,003,781	69,316
Fringe Benefits	146,591	146,591	154,968	(8,377)
Purchased Services	106,381	112,439	129,551	(17,112)
Materials and Supplies	94,356	94,356	149,855	(55,499)
Equipment Purchased	34,124	34,124	111,346	(77,222)
Other Expenditures	2,975	3,020	4,665	(1,645)
Total Vocational Instruction	1,421,061	1,463,627	1,554,166	(90,539)

(continued)

Hamilton City School District
Schedule of Revenues, Expenditures, and Changes in Fund Balance
Budget and Actual (Non-GAAP Budgetary Basis)
General Fund
For the Fiscal Year Ended June 30, 2008

	Budgeted Amounts		Actual	Variance: Positive / (Negative)
	Original	Final		
Pupil:				
Salaries and Wages	3,644,893	3,700,288	3,562,801	137,487
Fringe Benefits	570,000	571,965	540,132	31,833
Purchased Services	51,086	51,086	71,949	(20,863)
Materials and Supplies	344,958	344,958	235,179	109,779
Equipment Purchased	7,611	7,611	540	7,071
Other Expenditures	-	-	800	(800)
Total Pupil	4,618,548	4,675,908	4,411,401	264,507
Instructional Staff:				
Salaries and Wages	2,245,379	2,245,379	2,196,232	49,147
Fringe Benefits	505,989	505,989	454,930	51,059
Purchased Services	88,920	88,920	106,449	(17,529)
Materials and Supplies	213,139	213,139	172,385	40,754
Equipment Purchased	62,190	62,190	49,713	12,477
Other Expenditures	15,900	15,900	11,203	4,697
Total Instructional Staff	3,131,517	3,131,517	2,990,912	140,605
Board of Education:				
Purchased Services	185,200	185,200	146,534	38,666
Materials and Supplies	110	110	199	(89)
Other Expenditures	291,500	291,500	264,061	27,439
Total Board of Education	476,810	476,810	410,794	66,016
Administration:				
Salaries and Wages	3,495,848	3,561,407	3,925,667	(364,260)
Fringe Benefits	673,687	673,687	732,563	(58,876)
Purchased Services	16,883	17,181	10,485	6,696
Materials and Supplies	68,791	68,791	61,651	7,140
Equipment Purchased	172	172	3,376	(3,204)
Other Expenditures	3,750	3,750	1,843	1,907
Total Administration	4,259,131	4,324,988	4,735,585	(410,597)
Fiscal:				
Salaries and Wages	432,384	432,384	503,189	(70,805)
Fringe Benefits	89,283	89,283	107,308	(18,025)
Purchased Services	9,943	9,943	11,286	(1,343)
Materials and Supplies	32,168	32,168	17,783	14,385
Equipment Purchased	578	578	-	578
Other Expenditures	384,340	384,340	367,188	17,152
Total Fiscal	948,696	948,696	1,006,754	(58,058)

(continued)

Hamilton City School District
Schedule of Revenues, Expenditures, and Changes in Fund Balance
Budget and Actual (Non-GAAP Budgetary Basis)
General Fund
For the Fiscal Year Ended June 30, 2008

	Budgeted Amounts		Actual	Variance: Positive / (Negative)
	Original	Final		
Business:				
Salaries and Wages	273,614	273,614	327,127	(53,513)
Fringe Benefits	49,770	49,770	55,161	(5,391)
Purchased Services	64,535	64,535	111,676	(47,141)
Materials and Supplies	(28,611)	(28,611)	(11,643)	(16,968)
Other Expenditures	-	-	100	(100)
Total Business	359,308	359,308	482,421	(123,113)
Operations and Maintenance:				
Salaries and Wages	2,875,804	2,875,804	3,041,753	(165,949)
Fringe Benefits	481,218	481,218	518,141	(36,923)
Purchased Services	3,729,079	3,729,079	3,687,062	42,017
Materials and Supplies	366,178	366,178	415,775	(49,597)
Equipment Purchased	3,968	3,968	4,598	(630)
Other Expenditures	1,000	1,000	860	140
Total Operations and Maintenance	7,457,247	7,457,247	7,668,189	(210,942)
Pupil Transportation:				
Salaries and Wages	1,717,915	1,717,915	1,847,894	(129,979)
Fringe Benefits	291,416	291,416	316,318	(24,902)
Purchased Services	246,432	246,432	311,537	(65,105)
Materials and Supplies	314,696	314,696	483,356	(168,660)
Total Transportation	2,570,459	2,570,459	2,959,105	(388,646)
Central:				
Salaries and Wages	104,530	104,530	113,124	(8,594)
Fringe Benefits	19,895	19,895	22,363	(2,468)
Purchased Services	186,665	186,665	226,652	(39,987)
Materials and Supplies	19,161	19,161	66,987	(47,826)
Other Expenditures	406,000	406,000	401,144	4,856
Total Central	736,251	736,251	830,270	(94,019)
Operation of Non-Instructional Services:				
Community Services:				
Salaries and Wages	5,786	5,786	3,841	1,945
Fringe Benefits	921	921	621	300
Total Community Services	6,707	6,707	4,462	2,245

(continued)

Hamilton City School District
Schedule of Revenues, Expenditures, and Changes in Fund Balance
Budget and Actual (Non-GAAP Budgetary Basis)
General Fund
For the Fiscal Year Ended June 30, 2008

	Budgeted Amounts		Actual	Variance: Positive / (Negative)
	Original	Final		
Extracurricular Activities:				
Salaries and Wages	662,098	663,828	647,087	16,741
Fringe Benefits	107,574	107,574	112,982	(5,408)
Other Expenditures	4,300	14,300	12,125	2,175
Total Extracurricular Activities	<u>773,972</u>	<u>785,702</u>	<u>772,194</u>	<u>13,508</u>
Capital Outlay:				
Fringe Benefits	1,574	1,574	-	1,574
Purchased Services	13,705	13,705	9,579	4,126
Materials and Supplies	30,880	30,880	826	30,054
Capital Outlay	3,400	3,400	200	3,200
Other Expenditures	-	-	30	(30)
Total Capital Outlay	<u>49,559</u>	<u>49,559</u>	<u>10,635</u>	<u>38,924</u>
Total Expenditures	<u>66,686,271</u>	<u>67,216,819</u>	<u>66,296,110</u>	<u>920,709</u>
Excess (Deficiency) of Revenues Over (Under) Expenditures	<u>(1,845,352)</u>	<u>(1,260,039)</u>	<u>(1,020,269)</u>	<u>239,770</u>
Other Financing Sources (Uses)				
Proceeds from Sale of Capital Assets	3,300	3,300	1,600	(1,700)
Operating Transfers In (Out)	(220,000)	(220,000)	(200,000)	20,000
Advances In	-	-	1,074,927	1,074,927
Advances Out	(1,500,000)	(1,500,000)	(748,053)	751,947
Refund of Prior Year Expenditures	2,000	2,000	896	(1,104)
Total Other Financing Sources (Uses)	<u>(1,714,700)</u>	<u>(1,714,700)</u>	<u>129,370</u>	<u>1,844,070</u>
Change in Fund Balance	(3,560,052)	(2,974,739)	(890,899)	2,083,840
Fund Balance July 1, 2007	3,912,691	3,912,691	3,912,691	-
Prior Year Encumbrances Appropriated	<u>1,109,166</u>	<u>1,109,166</u>	<u>1,109,166</u>	<u>-</u>
Fund Balances June 30, 2008	<u>\$ 1,461,805</u>	<u>\$ 2,047,118</u>	<u>\$ 4,130,958</u>	<u>\$ 2,083,840</u>

Hamilton City School District
Notes to Required Supplementary Information
For the Fiscal Year Ended June 30, 2008

Note A Budgetary Basis of Accounting

While the District is reporting financial position, results of operations, and changes in fund balances on the basis of generally accepted accounting principals (GAAP), the budgetary basis as provided by law is based upon accounting for certain transactions on a basis of cash receipts, disbursements, and encumbrances. The Schedule of Revenues, Expenditures, and Changes in Fund Balance – Budget and Actual (Non-GAAP Budgetary Basis) is presented on the budgetary basis to provide a meaningful comparison of actual results with the budget. The major differences between the budgetary basis and GAAP basis are as follows.

Revenues are recorded when received in cash (budgetary basis) as opposed to when susceptible to accrual (GAAP basis).

Expenditures are recorded when paid in cash (budgetary basis) as opposed to when the liability is incurred (GAAP basis).

The following summarizes the adjustments necessary to reconcile the GAAP statements and the budgetary basis schedule.

	<u>General Fund</u>
Change in Fund Balance (GAAP Basis)	\$(1,361,387)
Increase / (Decrease):	
Due to Revenues	802,247
Due to Expenditures	(658,631)
Due to Other Sources (Uses)	<u>326,872</u>
Change in Fund Balance (Budgetary Basis)	<u><u>(\$890,899)</u></u>

Supplemental Section:
Combining Statements and
Individual Fund Schedules

Other Major Governmental Funds

Other Major Governmental Funds

This section contains Budget and Actual statements on a non-GAAP basis of accounting for the Other Major Governmental Funds. The Other Major Governmental Funds consist of one Debt Service Fund and two Capital Project Funds. Combining statements are not required as all pertinent information is portrayed on the Governmental Funds Balance Sheet and Statement of Revenues, Expenditures, and Changes in Fund Balances.

Debt Service Fund - This fund is used to account for the accumulation of resources and payment of general obligation bond principal and interest and certain other long-term obligations from governmental resources when the government is obligated in some manner for the payment.

Permanent Improvement Fund – A fund provided to account for all transactions related to the acquisition, construction, or improvements to the District’s facilities (as authorized by Chapter 5705 of the Ohio Revised Code). This fund does not include amounts directly related to levy proceed expenditures.

Building Program Fund – A fund provided to account for expenditures of levy generated funds for the acquisition, construction, or improvement of the District’s facilities.

Capital Projects Fund (CFAP) – A fund provided to account for all transactions related to new school construction.

Hamilton City School District
Schedule of Revenues, Expenditures, and Changes in Fund Balance
Budget and Actual (Non-GAAP Budgetary Basis)
Debt Service Fund
For the Fiscal Year Ended June 30, 2008

	Budgeted Amounts		Actual	Variance:
	Original	Final		Positive / Negative
Revenues:				
Taxes	\$ 5,523,504	\$ 7,461,010	\$ 7,331,422	\$ (129,588)
Intergovernmental	640,000	896,809	930,565	33,756
Total Revenues	<u>6,163,504</u>	<u>8,357,819</u>	<u>8,261,987</u>	<u>(95,832)</u>
Expenditures:				
Current:				
Support Services:				
Fiscal:				
Other Expenditures	95,000	127,378	126,316	1,062
Total Fiscal	<u>95,000</u>	<u>127,378</u>	<u>126,316</u>	<u>1,062</u>
Debt Service:				
Principal:				
Principal Retirement	2,365,000	2,365,000	2,365,000	-
Total Principal	<u>2,365,000</u>	<u>2,365,000</u>	<u>2,365,000</u>	<u>-</u>
Interest:				
Interest and Fiscal Charges	5,408,274	5,408,274	5,408,274	-
Total Interest	<u>5,408,274</u>	<u>5,408,274</u>	<u>5,408,274</u>	<u>-</u>
Total Expenditures	<u>7,868,274</u>	<u>7,900,652</u>	<u>7,899,590</u>	<u>1,062</u>
Excess (Deficiency) of Revenues Over (Under) Expenditures	(1,704,770)	457,167	362,397	(94,770)
Change in Fund Balance	(1,704,770)	457,167	362,397	(94,770)
Fund Balance: July 1, 2007	<u>5,806,433</u>	<u>5,806,433</u>	<u>5,806,433</u>	<u>-</u>
Fund Balance: June 30, 2008	<u>\$ 4,101,663</u>	<u>\$ 6,263,600</u>	<u>\$ 6,168,830</u>	<u>\$ (94,770)</u>

Hamilton City School District
Schedule of Revenues, Expenditures, and Changes in Fund Balance
Budget and Actual (Non-GAAP Budgetary Basis)
Permanent Improvement Capital Projects Fund
For the Fiscal Year Ended June 30, 2008

	Budgeted Amounts		Actual	Variance: Positive / Negative
	Original	Final		
Revenues:				
Taxes	\$ 2,475,500	\$ 2,482,464	\$ 2,413,496	\$ (68,968)
Earnings on Investments	590,000	2,161,599	2,444,545	282,946
Intergovernmental	335,000	335,000	378,356	43,356
Other Local Revenue	-	19,253	24,053	4,800
Total Revenues	3,400,500	4,998,316	5,260,450	262,134
Expenditures:				
Current:				
Instruction:				
Regular:				
Purchased Services	2,700,000	2,700,000	-	2,700,000
Materials and Supplies	173,105	173,505	775,064	(601,559)
Equipment Purchased	119,109	121,684	264,994	(143,310)
Total Regular Instruction	2,992,214	2,995,189	1,040,058	1,955,131
Special:				
Equipment Purchased	-	-	1,445	(1,445)
Total Special Instruction	-	-	1,445	(1,445)
Vocational:				
Equipment Purchased	-	-	1,882	(1,882)
Total Vocational Instruction	-	-	1,882	(1,882)
Support Services:				
Pupils:				
Equipment Purchased	-	-	30,111	(30,111)
Total Pupils	-	-	30,111	(30,111)
Instructional Staff:				
Salaries	-	82,479	82,479	-
Equipment Purchased	12,587	12,587	312,319	(299,732)
Total Instructional Staff	12,587	95,066	394,798	(299,732)
Administration:				
Equipment Purchased	-	-	24,850	(24,850)
Total Administration	-	-	24,850	(24,850)
Fiscal:				
Equipment Purchased	-	-	3,141	(3,141)
Other Expenditures	-	841	42,009	(41,168)
Total Fiscal	-	841	45,150	(44,309)
Business:				
Purchased Services	15,051	15,051	15,051	-
Total Business	15,051	15,051	15,051	-

(continued)

Hamilton City School District
Schedule of Revenues, Expenditures, and Changes in Fund Balance
Budget and Actual (Non-GAAP Budgetary Basis)
Permanent Improvement Capital Projects Fund
For the Fiscal Year Ended June 30, 2008

	Budgeted Amounts		Actual	Variance:
	Original	Final		Positive / Negative
Operations and Maintenance:				
Salaries	-	-	273,778	(273,778)
Fringe Benefits	-	-	39,063	(39,063)
Purchased Services	-	16,404	132,250	(115,846)
Materials and Supplies	(337)	(337)	7,204	(7,541)
Equipment Purchased	564,013	564,013	634,011	(69,998)
Total Operations and Maintenance	563,676	580,080	1,086,306	(506,226)
Pupil Transportation:				
Purchased Services	-	161	-	161
Equipment Purchased	293,928	297,488	674,675	(377,187)
Total Pupil Transportation	293,928	297,649	674,675	(377,026)
Central:				
Purchased Services	5,645	5,645	1,240	4,405
Equipment Purchased	-	-	1,044	(1,044)
Total Central	5,645	5,645	2,284	3,361
Operation of Non-Instructional Services:				
Extracurricular Activities				
Purchased Services	351	351	803	(452)
Equipment Purchased	-	-	52,511	(52,511)
Total Extracurricular Activities	351	351	53,314	(52,963)
Capital Outlay:				
Site Acquisition Services:				
Purchased Services	6,190	8,837	7,113	1,724
Equipment Purchased	23,465	24,965	37,970	(13,005)
Total Site Acquisition Services	29,655	33,802	45,083	(11,281)
Site Improvement Services:				
Purchased Services	18,700	20,930	20,930	-
Equipment Purchased	521,772	542,016	543,599	(1,583)
Total Site Improvement Services	540,472	562,946	564,529	(1,583)
Architecture and Engineering Services:				
Purchased Services	103,232	105,830	108,852	(3,022)
Total Architecture and Engineering Services	103,232	105,830	108,852	(3,022)
Building Acquisition and Construction Services:				
Salaries	-	-	117,482	(117,482)
Fringe Benefits	-	-	22,496	(22,496)
Purchased Services	9,900	34,400	33,779	621
Equipment Purchased	-	-	6,373	(6,373)
Total Building Acquisition and Construction Services	9,900	34,400	180,130	(145,730)

(continued)

Hamilton City School District
Schedule of Revenues, Expenditures, and Changes in Fund Balance
Budget and Actual (Non-GAAP Budgetary Basis)
Permanent Improvement Capital Projects Fund
For the Fiscal Year Ended June 30, 2008

	Budgeted Amounts		Actual	Variance: Positive / Negative
	Original	Final		
Building Improvement Services:				
Equipment Purchased	6,237	6,237	17,632	(11,395)
Total Building Improvement Services	6,237	6,237	17,632	(11,395)
Total Expenditures	4,572,948	4,733,087	4,286,150	446,937
Excess (Deficiency) of Revenues Over (Under) Expenditures	(1,172,448)	265,229	974,300	709,071
Change in Fund Balance	(1,172,448)	265,229	974,300	709,071
Fund Balance: July 1, 2007	2,520,582	2,520,582	2,520,582	-
Prior Year Encumbrances Appropriated	1,872,948	1,872,948	1,872,948	-
Fund Balance: June 30, 2008	\$ 3,221,082	\$ 4,658,759	\$ 5,367,830	\$ 709,071

Hamilton City School District
Schedule of Revenues, Expenditures, and Changes in Fund Balance
Budget and Actual (Non-GAAP Budgetary Basis)
Building Program Capital Projects Fund
For the Fiscal Year Ended June 30, 2008

	Budgeted Amounts		Actual	Variance:
	Original	Final		Positive / Negative
Revenues:				
Other Local Revenues				
Gifts and Donations	\$ -	\$ -	\$ 1,630	\$ 1,630
Total Revenues	<u>\$ -</u>	<u>\$ -</u>	<u>\$ 1,630</u>	<u>\$ 1,630</u>
Expenditures:				
Capital Outlay:				
Site Acquisition Services:				
Purchases	-	7,701,700	2,800	7,698,900
Equipment Purchased	-	112,640	126,845	(14,205)
Total Site Acquisition Services	-	7,814,340	129,645	7,684,695
Site Improvement Services:				
Equipment Purchased	-	(32,446,290)	3,932,346	(36,378,636)
Total Site Improvement Services	-	(32,446,290)	3,932,346	(36,378,636)
Architecture and Engineering Services:				
Purchased Services	17,631,697	13,289,229	2,708,962	10,580,267
Total Architecture and Engineering Services	17,631,697	13,289,229	2,708,962	10,580,267
Building Acquisition and Construction Services:				
Purchased Services	3,895,804	4,598,175	4,029,000	569,175
Other	-	43,635	43,635	-
Equipment Purchased	-	26,006,592	8,375,000	17,631,592
Total Building Acquisition and Construction Services	3,895,804	30,648,402	12,447,635	18,200,767
Total Expenditures	<u>21,527,501</u>	<u>19,305,681</u>	<u>19,218,588</u>	<u>87,093</u>
Excess (Deficiency) of Revenues Over (Under) Expenditures	(21,527,501)	(19,305,681)	(19,216,958)	88,723
Other Financing Sources (Uses)				
Transfers Out	-	(36,558,310)	(36,558,310)	-
Total Other Financing Sources (Uses)	-	(36,558,310)	(36,558,310)	-
Change in Fund Balance	(21,527,501)	(55,863,991)	(55,775,268)	87,093
Fund Balance: July 1, 2007	64,809,673	64,809,673	64,809,673	-
Prior Year Encumbrances Appropriated	6,527,501	6,527,501	6,527,501	-
Fund Balance: June 30, 2008	<u>\$49,809,673</u>	<u>\$15,473,183</u>	<u>\$15,561,906</u>	<u>\$ 88,723</u>

Hamilton City School District
Schedule of Revenues, Expenditures, and Changes in Fund Balance
Budget and Actual (Non-GAAP Budgetary Basis)
Capital Projects Fund
For the Fiscal Year Ended June 30, 2008

	Budgeted Amounts		Actual	Variance: Positive / Negative
	Original	Final		
Revenues:				
Other Local Revenues				
Intergovernmental	\$ -	\$40,267,142	\$27,637,772	\$(12,629,370)
Total Revenues	\$ -	\$40,267,142	\$27,637,772	\$(12,629,370)
Expenditures:				
Capital Outlay:				
Site Acquisition Services:				
Purchases	-	48,110,310	-	48,110,310
Total Site Acquisition Services	-	48,110,310	-	48,110,310
Site Improvement Services:				
Equipment Purchased		-	270,853	(270,853)
Total Site Improvement Services	-	-	270,853	(270,853)
Architecture and Engineering Services:				
Purchased Services	-	19,814	34,814	(15,000)
Total Architecture and Engineering Services	-	19,814	34,814	(15,000)
Building Acquisition and Construction Services:				
Purchased Services	-	-	737,013	(737,013)
Equipment Purchased	-	-	47,086,528	(47,086,528)
Total Building Acquisition and Construction Services	-	-	47,823,541	(47,823,541)
Total Expenditures	-	48,130,124	48,129,208	916
Excess (Deficiency) of Revenues Over (Under) Expenditures	-	(7,862,982)	(20,491,436)	(12,628,454)
Other Financing Sources (Uses)				
Transfers In	-	36,558,310	36,558,310	-
Total Other Financing Sources (Uses)	-	36,558,310	36,558,310	-
Change in Fund Balance	-	28,695,328	16,066,874	916
Fund Balance: June 30, 2008	\$ -	\$28,695,328	\$16,066,874	\$(12,628,454)

Non-Major Governmental Funds

Non-Major Special Revenue Funds

Special Revenue Funds are established to account for revenues from specific sources which legally, or otherwise, are restricted to expenditures for specific purposes. A description of the District's Special Revenue Funds follows.

Insurance Replacement - This fund provides for the replacement of items destroyed and/or stolen from the District (this covers the deductible on the District's insurance policies). This fund is not intended to account for major rebuilding, such projects would be accounted for in the capital projects account.

TV Hamilton - A fund provided to assist in the programming and broadcasting of local, public access television. This is a cooperative venture between the City of Hamilton, Ohio and Hamilton City School District.

Public School Support - A fund provided to account for specific local revenues sources, other than taxes or expendable trust, (i.e. profits from vending machines, sale of pictures, etc.). Expenditures from this fund include field trips, assemblies, materials, supplies, and equipment for use in the classroom.

Other Grants - A fund used to account for the proceeds of specific revenue sources, except for state and federal grants that are legally restricted to expenditures for specified purposes.

Classroom Facilities Maintenance - A fund used to account for the proceeds of a levy for the maintenance of facilities.

Athletic Fund - A fund provided to account for those student activity programs which have student participation in the activity, but do not have student management of the programs. This fund would usually include athletic programs but could also include the band, cheerleaders, drill team, flag corps, drama club, and other similar type of activities.

Auxiliary Service Fund - A fund used to account for state funds which provided services and materials to pupils attending non-public schools within the boundaries of the District as provided for in state law. Expenditures are primarily for educational supplies, materials, and testing.

Career Development - A fund provided to account for monies received and expended in conjunction with Vocational Education Career Development projects funded by the State of Ohio, Ohio Department of Education, Division of Vocational Education.

Non-Major Governmental Funds (Continued)

Management Information System - A fund provided for purchase of computer hardware and software or other costs associated with the implementation of the requirements of the management information system (Ohio Senate Bill 140).

Early Childhood Education Preschool – A fund provided to account for monies for received for the preschool programs for three and four year olds.

Entry Year Program – A fund used to implement entry-year programs.

Network Connectivity - A fund provided to account for money appropriated for Ohio Educational Computer Network connections.

School Net Professional Development - A fund provided to account for a limited number of professional development subsidy grants.

Ohio Reads Volunteer Grant - A fund provided to account for specific state revenue required to be expended for the implementation of a volunteer tutoring program to improve student reading skills.

Summer Intervention - A fund used to account for summer intervention services to improve students reading abilities and assist the District in improving performance indicators.

Alternative Schools - A fund used to account for specific state revenue required to be expended on the administration and operation of summer school and other alternative means of education.

Poverty Based Assistance (PBA) - A fund set up to track the minimum mandated portion of the Poverty Based Assistance from the State Foundation payment. PBA replaced the Disadvantaged Pupil Impact Aid (DPIA) program but contains both continued funding for some programs previously in DPIA and funding for new programs.

Miscellaneous State Grants - A fund used to account for various monies received from state agencies that are not classified elsewhere.

Non-Major Governmental Funds (Continued)

Adult Basic Education - A fund provided to account for instructional programs for persons 16 years of age and older who are not enrolled in school and who have less than a twelfth grade education or its equivalent; development of basic education skills; increase of opportunities for useful employment; improvement of attitudes towards self, family, and community.

Title VI-B - A fund used to account for federal revenues used to assist with the training of teachers, supervisors, administrators, clinicians, or other specialists providing educational services to the handicapped.

Carl D. Perkins - A fund used to account for federal revenues for the development of vocational education programs in the following categories: secondary, post-secondary, adult, disadvantaged and handicapped persons, exemplary programs, cooperative education, ancillary services, research, advisory committees, work-study project, and sex equity grants. (This fund is formerly known as the Vocational Evaluation Special Revenue Fund.)

Bilingual Education Program (Title III) - This program includes a provision of funds to develop and carry out elementary and secondary school programs, including activities at the pre-school level, to meet the educational needs of children of limited English proficiency. The program provides structured English language instruction, with respect to the years of study to which the program is applicable, and instruction in the child's native language to the extent necessary to allow a child to achieve competence in English. The instruction must incorporate the cultural heritage of these children and of other children in American society. The instruction must, to the extent necessary, be in all courses or subjects of study which will allow a child to meet grade promotion and graduation standards.

Title I - A fund provided for financial assistance to state and local educational agencies to meet the special needs of educationally deprived children.

Title V - A fund to assist state and local educational agencies in the reform of elementary and secondary education. Funds may be used for various materials, technology, and projects implementing school improvement and parental involvement activities authorized under ESEA, Title I. This program is subject to non-supplanting requirement and must use a restricted indirect cost rate which is referenced under 34 CFR 76.564-76.569.

Drug Free School Grant - A fund provided to assist in drug abuse prevention early intervention, rehabilitation referral, education in elementary and secondary schools, and support components for reducing abuse of alcohol and other drugs.

Non-Major Governmental Funds (Continued)

Title VI-B Preschool - The Preschool Grant Program addresses the improvement and expansion of services for handicapped children ages three through five years.

Improving Teacher Quality – A fund used to account for monies to hire additional classroom teachers in grades 1 through 3, so that the number of students per teacher will be reduced.

Miscellaneous Federal Grants – A fund used to account for various monies received through state agencies from the federal government or directly from the federal government which are not classified elsewhere. A separate cost center must be used for each grant.

Food Service - A fund used to account for all revenues and expenses related to the provision of food services for the District.

Uniform School Supplies - A rotary fund provided to account for the purchase and sale of school supplies as adopted by the Board of Education for use in the schools of the District.

Vocational Rotary - A rotary fund provided to account for all revenues and expenses related to the provision of goods and services to the general public by the vocational classes of the District.

Adult Education - A fund used to account for all revenues and expenses related to the provision of credit and non-credit classes to the general public.

Non-Major Capital Projects Funds

Capital Projects Funds are used to account for the financing and acquisition or construction of major capital facilities, such as new school buildings, additions to existing buildings, or for major renovation projects. A description of the District's Non-Major Capital Projects Funds follows.

Miscellaneous Capital Projects Fund - A fund provided to account for District funds that have been added to the goal of constructing future new classroom facilities.

SchoolNet Plus Fund - A fund provided to account for additional funding targeted for the acquisition of computer workstations in grades K-4. Grant awards require an approved technology plan.

**Hamilton City School District
Combining Balance Sheet
Non-Major Governmental Funds
June 30, 2008**

	Non-Major Special Revenue	Non-Major Capital Projects	Total Non-Major Governmental Funds
Assets:			
Equity in Pooled Cash and Investments	\$ 2,307,263	\$ 55,587	\$ 2,362,850
Receivables (Net of Allowances for Uncollectibles):			
Accounts	10,395	-	10,395
Interest	2,915	-	2,915
Intergovernmental	2,127,003	-	2,127,003
Taxes	561,603	-	561,603
Materials and Supplies Inventory	53,499	-	53,499
Total Assets	<u>\$ 5,062,678</u>	<u>\$ 55,587</u>	<u>\$ 5,118,265</u>
Liabilities:			
Accounts Payable	\$ 76,853	\$ -	76,853
Accrued Wages and Benefits	2,203,703	-	2,203,703
Interfund Loans Payable	747,918	-	747,918
Intergovernmental Payable	61,556	-	61,556
Due to Other Funds	1,760	-	1,760
Deferred Revenue	1,686,417	-	1,686,417
Total Liabilities	<u>\$ 4,778,207</u>	<u>\$ -</u>	<u>\$ 4,778,207</u>
Fund Balances:			
Reserved for:			
Encumbrances	\$ 457,025	\$ -	457,025
Inventory	53,499	-	53,499
Property Taxes	14,471	-	14,471
Unreserved, Reported In:			
Special Revenue Fund	(240,524)	-	(240,524)
Capital Projects Fund	-	55,587	55,587
Total Fund Balances	<u>\$ 284,471</u>	<u>\$ 55,587</u>	<u>\$ 340,058</u>
Total Liabilities and Fund Balances	<u>\$ 5,062,678</u>	<u>\$ 55,587</u>	<u>\$ 5,118,265</u>

Hamilton City School District
Combining Statement of Revenues, Expenditures, and Changes in Fund Balances
Non-Major Governmental Funds
For the Fiscal Year Ended June 30, 2008

	Non-Major Special Revenue	Non-Major Capital Projects	Total Non-Major Governmental Funds
Revenues:			
Property Taxes	\$ 400,176	\$ -	\$ 400,176
Tuition	119,907	-	119,907
Earnings on Investments	41,293	-	41,293
Intergovernmental	18,267,724	-	18,267,724
Other Local Revenues	1,702,060	294,589	1,996,649
Total Revenues	<u>20,531,160</u>	<u>294,589</u>	<u>20,825,749</u>
Expenditures:			
Current:			
Instruction:			
Regular	6,885,532	-	6,885,532
Special	3,401,117	-	3,401,117
Vocational	310,853	-	310,853
Adult/Continuing	261,217	-	261,217
Support Services:			
Pupils	2,472,255	-	2,472,255
Instructional Staff	2,697,969	-	2,697,969
Administration	408,696	-	408,696
Fiscal	7,002	-	7,002
Operations and Maintenance	25,957	-	25,957
Central	64,370	-	64,370
Non-Instructional Services:			
Food Service Operations	4,663,397	-	4,663,397
Extracurricular Activities	370,069	-	370,069
Capital Outlay	-	518,470	518,470
Total Expenditures	<u>21,568,434</u>	<u>518,470</u>	<u>22,086,904</u>
Excess (Deficiency) of Revenues Over (Under) Expenditures	<u>(1,037,274)</u>	<u>(223,881)</u>	<u>(1,261,155)</u>
Other Financing Sources (Uses):			
Transfers In	399,999	-	399,999
Refund of Prior Year Expenditures	168	-	168
Transfers Out	(200,002)	-	(200,002)
Total Other Financing Sources (Uses)	<u>200,165</u>	<u>-</u>	<u>200,165</u>
Change in Fund Balance	(837,109)	(223,881)	(1,060,990)
Fund Balance: July 1, 2007	1,121,580	279,468	1,401,048
Fund Balance: June 30, 2008	<u>\$ 284,471</u>	<u>\$ 55,587</u>	<u>\$ 340,058</u>

This Page is Intentionally Left Blank.

**Hamilton City School District
Combining Balance Sheet
Non-Major Special Revenue Funds
June 30, 2008**

	<u>Insurance Replacement</u>	<u>TV Hamilton</u>	<u>Public School Support</u>	<u>Other Grants</u>	<u>Classroom Facilities Maintenance</u>	<u>Athletic Fund</u>
Assets:						
Equity In Pooled Cash and Investments	\$ 21,352	\$ 104,673	\$ 178,883	\$ 28,283	\$ 1,082,662	\$ 79,506
Receivables (Net of Allowance of Uncollectibles):						
Accounts	-	-	5,766	-	-	2,843
Interest	-	-	332	-	1,940	446
Intergovernmental	-	-	-	-	62	-
Taxes	-	-	-	-	561,603	-
Materials and Supplies Inventory	-	-	-	-	-	-
Total Assets	<u>\$ 21,352</u>	<u>\$ 104,673</u>	<u>\$ 184,981</u>	<u>\$ 28,283</u>	<u>\$ 1,646,267</u>	<u>\$ 82,795</u>
Liabilities:						
Accounts Payable	\$ -	\$ -	\$ -	\$ 4,773	\$ 3,000	\$ 3,288
Accrued Wages and Benefits	-	23,252	-	12	-	2,169
Interfund Loans Payable	-	-	-	2,633	-	5,883
Intergovernmental Payable	-	566	52	2	-	961
Due to Other Funds	-	65	665	190	-	-
Deferred Revenue	-	-	-	-	547,132	-
Total Liabilities	<u>\$ -</u>	<u>\$ 23,883</u>	<u>\$ 717</u>	<u>\$ 7,610</u>	<u>\$ 550,132</u>	<u>\$ 12,301</u>
Fund Balances:						
Reserved for Encumbrances	\$ -	\$ 103,542	\$ 22,131	\$ 388	\$ -	\$ 27,895
Reserved for Inventory	-	-	-	-	-	-
Reservered for Property Taxes	-	-	-	-	14,471	-
Unreserved, Undesignated, Reported in:						
Special Revenue Funds	21,352	(22,752)	162,133	20,285	1,081,664	42,599
Capital Projects Funds	-	-	-	-	-	-
Total Fund Balances	<u>\$ 21,352</u>	<u>\$ 80,790</u>	<u>\$ 184,264</u>	<u>\$ 20,673</u>	<u>\$ 1,096,135</u>	<u>\$ 70,494</u>
Total Liabilities and Fund Balances	<u>\$ 21,352</u>	<u>\$ 104,673</u>	<u>\$ 184,981</u>	<u>\$ 28,283</u>	<u>\$ 1,646,267</u>	<u>\$ 82,795</u>

Auxiliary Service	Career Development	Management Information System	Early Childhood Education Preschool	Network Connectivity	School Net Professional Development
\$ 130,499	\$ 1	\$ 33,388	\$ 19,955	\$ -	\$ (1)
-	-	-	-	-	-
172	-	-	-	-	-
-	-	-	-	-	-
-	-	-	-	-	-
<u>\$ 130,671</u>	<u>\$ 1</u>	<u>\$ 33,388</u>	<u>\$ 19,955</u>	<u>\$ -</u>	<u>\$ (1)</u>
\$ 8,714	\$ -	\$ -	\$ 1,931	\$ -	\$ -
113,747	-	412	-	16	-
-	-	-	297	-	-
661	-	14	-	-	-
-	-	-	-	-	-
-	-	-	-	-	-
<u>\$ 123,122</u>	<u>\$ -</u>	<u>\$ 426</u>	<u>\$ 2,228</u>	<u>\$ 16</u>	<u>\$ -</u>
\$ 8,124	\$ -	\$ -	\$ 18,024	\$ -	\$ -
-	-	-	-	-	-
-	-	-	-	-	-
(575)	1	32,962	(297)	(16)	(1)
-	-	-	-	-	-
<u>\$ 7,549</u>	<u>\$ 1</u>	<u>\$ 32,962</u>	<u>\$ 17,727</u>	<u>\$ (16)</u>	<u>\$ (1)</u>
<u>\$ 130,671</u>	<u>\$ 1</u>	<u>\$ 33,388</u>	<u>\$ 19,955</u>	<u>\$ -</u>	<u>\$ (1)</u>

(Continued)

Hamilton City School District
Combining Balance Sheet
Non-Major Special Revenue Funds (Continued)
June 30, 2008

	Ohio Reads Volunteer Grant	Summer Intervention	Alternative Schools	Poverty Based Assistance	Miscellaneous State Grants
Assets:					
Equity In Pooled Cash and Investments	\$ 11,356	\$ 1	\$ 57,816	\$ 73,094	\$ 12,854
Receivables (Net of Allowance of Uncollectibles):					
Accounts	-	-	-	-	-
Interest	-	-	-	-	-
Intergovernmental	9,386	-	-	-	-
Taxes	-	-	-	-	-
Materials and Supplies Inventory	-	-	-	-	-
Total Assets	\$ 20,742	\$ 1	\$ 57,816	\$ 73,094	\$ 12,854
Liabilities:					
Accounts Payable	\$ 1	\$ -	\$ -	\$ -	\$ -
Accrued Wages and Benefits	21,875	-	58,203	654,085	12,942
Interfund Loans Payable	-	-	-	-	-
Intergovernmental Payable	-	-	-	64	10
Due to Other Funds	-	-	-	-	-
Deferred Revenue	9,386	-	-	-	-
Total Liabilities	\$ 31,262	\$ -	\$ 58,203	\$ 654,149	\$ 12,952
Fund Balances:					
Reserved for Encumbrances	\$ -	\$ -	\$ -	\$ -	\$ 154
Reserved for Inventory	-	-	-	-	-
Reservered for Property Taxes	-	-	-	-	-
Unreserved, Undesignated, Reported in:					
Special Revenue Funds	(10,520)	1	(387)	(581,058)	(252)
Capital Projects Funds	-	-	-	-	-
Total Fund Balances	\$ (10,520)	\$ 1	\$ (387)	\$ (581,058)	\$ (98)
Total Liabilities and Fund Balances	\$ 20,742	\$ 1	\$ 57,816	\$ 73,091	\$ 12,854

Adult Basic Education	Title VI-B	Carl D. Perkins	Title III	Title I
\$ 23,928	\$ 49,888	\$ 59,037	\$ 6,959	\$ 49,492
-	-	-	-	-
-	-	-	-	-
13,468	742,660	102,532	-	985,344
-	-	-	-	-
-	-	-	-	-
<u>\$ 37,396</u>	<u>\$ 792,548</u>	<u>\$ 161,569</u>	<u>\$ 6,959</u>	<u>\$1,034,836</u>
\$ 3,535	\$ 1,744	\$ 2,475	\$ 608	\$ 20,244
26,959	438,913	32,842	5,009	572,420
-	-	88,012	-	1,612
886	11,508	2,177	661	3,320
-	-	-	-	-
6,734	371,330	102,532	-	493,663
<u>\$ 38,114</u>	<u>\$ 823,495</u>	<u>\$ 228,038</u>	<u>\$ 6,278</u>	<u>\$1,091,259</u>
\$ 2,843	\$ 32,517	\$ 56,564	\$ -	\$ 594
-	-	-	-	-
-	-	-	-	-
(3,561)	(63,464)	(123,033)	681	(57,017)
-	-	-	-	-
<u>\$ (718)</u>	<u>\$ (30,947)</u>	<u>\$ (66,469)</u>	<u>\$ 681</u>	<u>\$ (56,423)</u>
<u>\$ 37,396</u>	<u>\$ 792,548</u>	<u>\$ 161,569</u>	<u>\$ 6,959</u>	<u>\$1,034,836</u>

(Continued)

**Hamilton City School District
Combining Balance Sheet
Non-Major Special Revenue Funds (Continued)
June 30, 2008**

	Title V	Drug Free Schools	Title VI-B Preschool	Improving Teacher Quality	Miscellaneous Federal Grants	Food Service
Assets:						
Equity In Pooled Cash and Investments	\$ 31,853	\$ 1,129	\$ 528	\$ 28,164	\$ 123,820	\$ 51,555
Receivables (Net of Allowance of Uncollectibles):						
Accounts	-	-	-	-	-	-
Interest	-	-	-	-	-	-
Intergovernmental	-	4,778	71,405	63,236	100,431	32,126
Taxes	-	-	-	-	-	-
Materials and Supplies Inventory	-	-	-	-	-	53,499
Total Assets	\$ 31,853	\$ 5,907	\$ 71,933	\$ 91,400	\$ 224,251	\$ 137,180
Liabilities:						
Accounts Payable	\$ 47	\$ -	\$ -	\$ 428	\$ 11,697	\$ 33,402
Accrued Wages and Benefits	25,927	8,941	23,079	72,353	11,170	99,239
Interfund Loans Payable	-	-	-	-	382,959	165,179
Intergovernmental Payable	-	73	-	208	1,396	38,997
Due to Other Funds	-	-	-	-	-	840
Deferred Revenue	-	4,778	36,244	31,618	83,000	-
Total Liabilities	\$ 25,974	\$ 13,792	\$ 59,323	\$ 104,607	\$ 490,222	\$ 337,657
Fund Balances:						
Reserved for Encumbrances	\$ 302	\$ -	\$ -	\$ 4,282	\$ 107,104	\$ 28,968
Reserved for Inventory	-	-	-	-	-	53,499
Reservered for Property Taxes	-	-	-	-	-	-
Unreserved, Undesignated, Reported in:						
Special Revenue Funds	5,577	(7,885)	12,610	(17,489)	(373,075)	(282,941)
Capital Projects Funds	-	-	-	-	-	-
Total Fund Balances	\$ 5,879	\$ (7,885)	\$ 12,610	\$ (13,207)	\$ (265,971)	\$(200,474)
Total Liabilities and Fund Balances	\$ 31,853	\$ 5,907	\$ 71,933	\$ 91,400	\$ 224,251	\$ 137,183

Uniform School Supplies	Vocational Rotary	Adult Education	Totals
\$ 24,559	\$ 12,904	\$ 9,125	\$2,307,263
786	1,000	-	10,395
-	25	-	2,915
-	-	1,575	2,127,003
-	-	-	561,603
-	-	-	53,499
<u>\$ 25,345</u>	<u>\$ 13,929</u>	<u>\$ 10,700</u>	<u>\$5,062,678</u>
\$ (19,034)	\$ -	\$ -	\$ 76,853
-	-	138	2,203,703
101,343	-	-	747,918
-	-	-	61,556
-	-	-	1,760
-	-	-	1,686,417
<u>\$ 82,309</u>	<u>\$ -</u>	<u>\$ 138</u>	<u>\$4,778,207</u>
\$ 43,593	\$ -	\$ -	\$ 457,025
-	-	-	53,499
-	-	-	14,471
(100,557)	13,929	10,562	(240,524)
-	-	-	-
<u>\$ (56,964)</u>	<u>\$ 13,929</u>	<u>\$ 10,562</u>	<u>\$ 284,471</u>
<u>\$ 25,345</u>	<u>\$ 13,929</u>	<u>\$ 10,700</u>	<u>\$5,062,678</u>

Hamilton City School District
Combining Balance Sheet
Non-Major Capital Project Funds
June 30, 2008

	<u>Capital Projects</u>	<u>SchoolNet Plus</u>	<u>Totals</u>
Assets:			
Cash and Cash Equivalents	\$ 55,588	\$ (1)	\$ 55,587
Total Assets	<u>\$ 55,588</u>	<u>\$ (1)</u>	<u>\$ 55,587</u>
Liabilities:			
Accounts Payable	\$ -	\$ -	\$ -
Total Liabilities	<u>\$ -</u>	<u>\$ -</u>	<u>\$ -</u>
Fund Balances:			
Reserved for Encumbrances	\$ -	\$ -	\$ -
Unreserved, Undesignated	55,588	(1)	55,587
Total Fund Balances	<u>\$ 55,588</u>	<u>\$ (1)</u>	<u>\$ 55,587</u>
Total Liabilities and Fund Balances	<u>\$ 55,588</u>	<u>\$ (1)</u>	<u>\$ 55,587</u>

This Page Intentionally Left Blank

Hamilton City School District
Combining Statement of Revenues, Expenditures, and Changes in Fund Balance
Non-Major Special Revenue Funds
For the Fiscal Year Ended June 30, 2008

	<u>Insurance Replacement</u>	<u>TV Hamilton</u>	<u>Public School Support</u>	<u>Other Grants</u>	<u>Classroom Facilities Maintenance</u>
Revenues:					
Property Taxes	\$ -	\$ -	\$ -	\$ -	\$ 400,176
Tuition	-	-	73,001	-	-
Earnings on Investments	-	-	8,813	-	23,966
Intergovernmental	-	176,321	-	43,854	434,873
Other Local Revenues	1,560	-	250,209	11,140	-
Total Revenues	<u>1,560</u>	<u>176,321</u>	<u>332,023</u>	<u>54,994</u>	<u>859,015</u>
Expenditures:					
Current:					
Instruction:					
Regular	-	-	-	51,015	-
Special	-	-	-	750	-
Vocational	1,270	155,250	-	-	-
Adult/Continuing	-	-	-	-	-
Support Services:					
Pupils	-	-	368,463	-	-
Instructional Staff	345	-	-	2,250	3,000
Administration	-	-	-	-	-
Fiscal	-	-	-	-	7,002
Operations and Maintenance	1,778	-	-	-	-
Central	-	-	-	11,739	-
Non-Instructional Services:					
Food Service Operations	-	-	-	-	-
Extracurricular Activities	-	-	-	-	-
Total Expenditures	<u>3,393</u>	<u>155,250</u>	<u>368,463</u>	<u>65,754</u>	<u>10,002</u>
Excess (Deficiency) of Revenues Over / (Under)					
Expenditures	(1,833)	21,071	(36,440)	(10,760)	849,013
Other Financing Sources (Uses):					
Transfers In	-	-	(1)	-	-
Refund of Prior Year Expenditures	-	-	-	-	-
Transfers Out	-	-	-	-	-
Total Other Financing Sources (Uses)	<u>-</u>	<u>-</u>	<u>(1)</u>	<u>-</u>	<u>-</u>
Change in Fund Balance	(1,833)	21,071	(36,441)	(10,760)	849,013
Fund Balance: July 1, 2007	23,185	59,719	220,705	31,433	247,122
Fund Balance: June 30, 2008	<u>\$ 21,352</u>	<u>\$ 80,790</u>	<u>\$ 184,264</u>	<u>\$ 20,673</u>	<u>\$ 1,096,135</u>

Athletic Fund	Auxiliary Service	Career Development	Management Information System	Early Childhood Education Preschool	Entry Year Programs	Network Connectivity	School Net Professional Development
\$ -	\$ -	\$ -	\$ -	\$ -	\$ -	\$ -	\$ -
445	-	-	-	-	-	-	-
4,414	3,719	-	-	-	-	-	-
-	844,254	-	33,386	199,480	26,400	54,000	4,770
315,946	-	-	-	-	-	-	-
<u>320,805</u>	<u>847,973</u>	<u>-</u>	<u>33,386</u>	<u>199,480</u>	<u>26,400</u>	<u>54,000</u>	<u>4,770</u>
-	-	-	-	-	(671)	-	-
-	-	-	-	128,421	-	-	-
-	-	-	-	-	-	-	-
-	-	-	-	-	-	-	-
-	-	-	9,303	53,332	-	-	-
-	-	-	-	-	26,397	16	4,771
-	-	-	-	-	(29)	-	-
-	-	-	-	-	-	-	-
1,262	-	-	-	-	-	-	-
-	-	-	-	-	(1,369)	54,000	-
5,850	825,290	-	-	-	-	-	-
366,744	-	-	-	-	-	-	-
<u>373,856</u>	<u>825,290</u>	<u>-</u>	<u>9,303</u>	<u>181,753</u>	<u>24,328</u>	<u>54,016</u>	<u>4,771</u>
(53,051)	22,683	-	24,083	17,727	2,072	(16)	(1)
-	-	-	-	-	-	-	-
168	-	-	-	-	-	-	-
-	-	-	-	-	-	-	-
<u>168</u>	<u>-</u>	<u>-</u>	<u>-</u>	<u>-</u>	<u>-</u>	<u>-</u>	<u>-</u>
(52,883)	22,683	-	24,083	17,727	2,072	(16)	(1)
123,377	(15,134)	1	8,879	-	(2,072)	-	-
<u>\$ 70,494</u>	<u>\$ 7,549</u>	<u>\$ 1</u>	<u>\$ 32,962</u>	<u>\$ 17,727</u>	<u>\$ -</u>	<u>\$ (16)</u>	<u>\$ (1)</u>

(Continued)

Hamilton City School District
Combining Statement of Revenues, Expenditures, and Changes in Fund Balance
Non-Major Special Revenue Funds (Continued)
For the Fiscal Year Ended June 30, 2008

	Ohio Reads Volunteer Grant	Summer Intervention	Alternative Schools	Poverty Based Assistance
Revenues:				
Property Taxes	\$ -	\$ -	\$ -	\$ -
Tuition	-	-	-	-
Earnings on Investments	-	-	-	-
Intergovernmental	101,349	-	275,785	5,786,130
Other Local Revenues	-	-	-	173,672
Total Revenues	101,349	-	275,785	5,959,802
Expenditures:				
Current:				
Instruction:				
Regular	-	-	-	6,226,995
Special	6,756	-	253,459	210,989
Vocational	-	-	-	-
Adult/Continuing	-	-	-	-
Support Services:				
Pupils	-	-	-	596,338
Instructional Staff	95,855	-	-	89,439
Administration	-	-	-	134,371
Fiscal	-	-	-	-
Operations and Maintenance	-	-	-	22,917
Central	-	-	-	-
Non-Instructional Services:				
Food Service Operations	-	-	-	-
Extracurricular Activities	-	-	-	-
Total Expenditures	102,611	-	253,459	7,281,049
Excess (Deficiency) of Revenues Over / (Under)				
Expenditures	(1,262)	-	22,326	(1,321,247)
Other Financing Sources (Uses):				
Transfers In	-	-	-	-
Refund of Prior Year Expenditures	-	-	-	-
Transfers Out	-	-	-	-
Total Other Financing Sources (Uses)	-	-	-	-
Change in Fund Balance	(1,262)	-	22,326	(1,321,247)
Fund Balance: July 1, 2007	(9,258)	1	(22,713)	740,189
Fund Balance: June 30, 2008	\$ (10,520)	\$ 1	\$ (387)	\$ (581,058)

Miscellaneous State Grants	Adult Basic Education	Title VI-B	Carl D. Perkins	Title III	Title I
\$ -	\$ -	\$ -	\$ -	\$ -	\$ -
-	-	-	-	-	-
-	-	-	-	-	-
231,008	287,259	2,568,782	126,454	148,158	3,218,523
-	-	(2,348)	-	-	-
<u>231,008</u>	<u>287,259</u>	<u>2,566,434</u>	<u>126,454</u>	<u>148,158</u>	<u>3,218,523</u>
8,183	-	-	-	-	123,457
5,878	-	433,407	-	129,527	2,187,454
-	(5,365)	-	154,698	-	-
-	247,689	-	-	-	-
123,310	-	1,098,096	82,182	12,525	-
17,187	78,886	817,987	-	-	690,033
-	758	179,613	(107)	-	94,090
-	-	-	-	-	-
-	-	-	-	-	-
-	-	-	-	-	-
-	-	61,008	-	-	66,078
-	-	-	-	-	-
<u>154,558</u>	<u>321,968</u>	<u>2,590,111</u>	<u>236,773</u>	<u>142,052</u>	<u>3,161,112</u>
76,450	(34,709)	(23,677)	(110,319)	6,106	57,411
-	-	-	-	-	-
-	-	-	-	-	-
-	-	-	-	-	(200,000)
-	-	-	-	-	(200,000)
76,450	(34,709)	(23,677)	(110,319)	6,106	(142,589)
(76,548)	33,991	(7,270)	43,850	(5,425)	86,166
<u>\$ (98)</u>	<u>\$ (718)</u>	<u>\$ (30,947)</u>	<u>\$ (66,469)</u>	<u>\$ 681</u>	<u>\$ (56,423)</u>

(Continued)

Hamilton City School District
Combining Statement of Revenues, Expenditures, and Changes in Fund Balance
Non-Major Special Revenue Funds (Continued)
For the Fiscal Year Ended June 30, 2008

	<u>Title V</u>	<u>Drug Free Schools</u>	<u>Title VI-B Preschool</u>	<u>Improving Teacher Quality</u>
Revenues:				
Property Taxes	\$ -	\$ -	\$ -	\$ -
Tuition	-	-	-	-
Earnings on Investments	-	-	-	-
Intergovernmental	26,221	59,104	125,644	482,514
Other Local Revenues	-	-	-	-
Total Revenues	<u>26,221</u>	<u>59,104</u>	<u>125,644</u>	<u>482,514</u>
Expenditures:				
Current:				
Instruction:				
Regular	217,400	-	-	(774)
Special	-	44,476	-	-
Vocational	-	-	-	-
Adult/Continuing	-	-	-	-
Support Services:				
Pupils	-	14,482	114,224	-
Instructional Staff	-	5,050	-	492,861
Administration	-	-	-	-
Fiscal	-	-	-	-
Operations and Maintenance	-	-	-	-
Central	-	-	-	-
Non-Instructional Services:				
Food Service Operations	2,945	9,138	(29)	-
Extracurricular Activities	-	-	-	-
Total Expenditures	<u>220,345</u>	<u>73,146</u>	<u>114,195</u>	<u>492,087</u>
Excess (Deficiency) of Revenues Over / (Under)				
Expenditures	<u>(194,124)</u>	<u>(14,042)</u>	<u>11,449</u>	<u>(9,573)</u>
Other Financing Sources (Uses):				
Transfers In	200,000	-	-	-
Refund of Prior Year Expenditures	-	-	-	-
Transfers Out	-	-	-	-
Total Other Financing Sources (Uses)	<u>200,000</u>	<u>-</u>	<u>-</u>	<u>-</u>
Change in Fund Balance	5,876	(14,042)	11,449	(9,573)
Fund Balance: July 1, 2007	<u>3</u>	<u>6,157</u>	<u>1,161</u>	<u>(3,634)</u>
Fund Balance: June 30, 2008	<u>\$ 5,879</u>	<u>\$ (7,885)</u>	<u>\$ 12,610</u>	<u>\$ (13,207)</u>

Miscellaneous Federal Grant	Food Service	Uniform School Supplies	Vocational Rotary	Adult Education	Totals
\$ -	\$ -	\$ -	\$ -	\$ -	\$ 400,176
-	-	41,341	-	5,120	119,907
-	-	-	381	-	41,293
313,505	2,692,435	-	-	7,515	18,267,724
-	946,446	1,264	4,171	-	1,702,060
<u>313,505</u>	<u>3,638,881</u>	<u>42,605</u>	<u>4,552</u>	<u>12,635</u>	<u>20,531,160</u>
215,499	-	44,428	-	-	6,885,532
-	-	-	-	-	3,401,117
-	-	-	5,000	-	310,853
-	-	-	-	13,528	261,217
-	-	-	-	-	2,472,255
373,962	-	-	-	(70)	2,697,969
-	-	-	-	-	408,696
-	-	-	-	-	7,002
-	-	-	-	-	25,957
-	-	-	-	-	64,370
4,510	3,688,607	-	-	-	4,663,397
-	-	3,325	-	-	370,069
<u>593,971</u>	<u>3,688,607</u>	<u>47,753</u>	<u>5,000</u>	<u>13,458</u>	<u>21,568,434</u>
<u>(280,466)</u>	<u>(49,726)</u>	<u>(5,148)</u>	<u>(448)</u>	<u>(823)</u>	<u>(1,037,274)</u>
-	-	200,000	-	-	399,999
-	-	-	-	-	168
-	-	(2)	-	-	(200,002)
-	-	199,998	-	-	200,165
(280,466)	(49,726)	194,850	(448)	(823)	(837,109)
14,495	(150,748)	(251,814)	14,377	11,385	1,121,580
<u>\$ (265,971)</u>	<u>\$ (200,474)</u>	<u>\$ (56,964)</u>	<u>\$ 13,929</u>	<u>\$ 10,562</u>	<u>\$ 284,471</u>

This Page Intentionally Left Blank

Hamilton City School District
Combining Statement of Revenues, Expenditures, and Changes in Fund Balance
Non-Major Capital Project Funds
For the Fiscal Year Ended June 30, 2008

	<u>Misc. Capital Projects</u>	<u>SchoolNet Plus</u>	<u>Totals</u>
Revenues:			
Other Local Revenues	294,589	-	294,589
Total Revenues	<u>294,589</u>	<u>-</u>	<u>294,589</u>
Expenditures:			
Capital Outlay	518,470	-	\$ 518,470
Total Expenditures	<u>518,470</u>	<u>-</u>	<u>518,470</u>
Change In Fund Balance	(223,881)	-	(223,881)
Fund Balance: July 1, 2007	<u>279,469</u>	<u>(1)</u>	<u>279,468</u>
Fund Balance: June 30, 2008	<u>\$ 55,588</u>	<u>\$ (1)</u>	<u>\$ 55,587</u>

Hamilton City School District
Schedule of Revenues, Expenditures, and Changes in Fund Balance
Budget and Actual (Non-GAAP Budgetary Basis)
Insurance Replacement Special Revenue Fund
For the Fiscal Year Ended June 30, 2008

	Budgeted Amounts		Actual	Variance: Positive / (Negative)
	Original	Final		
Revenues:				
Other Local Revenues:				
Miscellaneous Revenue	\$ -	\$ 633	\$ 1,560	\$ 927
Total Other Local Revenues	-	633	1,560	927
Total Revenues	-	633	1,560	927
Expenditures:				
Current:				
Instruction:				
Regular:				
Materials and Supplies	10,000	10,000	-	10,000
Total Regular Instruction	10,000	10,000	-	10,000
Vocational				
Purchased Services	-	-	1,270	(1,270)
Total Vocational	-	-	1,270	(1,270)
Support Services:				
Instructional Staff:				
Equipment Purchased	0	345	345	-
Total Instructional Staff	-	345	345	-
Operations and Maintenance:				
Purchased Services	-	-	455	(455)
Equipment Purchased	-	-	1,778	(1,778)
Total Operations and Maintenance	-	-	2,233	(2,233)
Total - Support Services	-	345	2,578	(2,233)
Total Expenditures	10,000	10,345	3,848	6,497
Change in Fund Balance	(10,000)	(9,712)	(2,288)	7,424
Fund Balance: July 1, 2007	23,642	23,642	23,642	-
Prior Year Encumbrances Appropriated	-	-	-	-
Fund Balance: June 30, 2008	<u>\$ 13,642</u>	<u>\$ 13,930</u>	<u>\$ 21,354</u>	<u>\$ 7,424</u>

Hamilton City School District
Schedule of Revenues, Expenditures, and Changes in Fund Balance
Budget and Actual (Non-GAAP Budgetary Basis)
TV Hamilton Special Revenue Fund
For the Fiscal Year Ended June 30, 2008

	Budgeted Amounts		Actual	Variance: Positive / (Negative)
	Original	Final		
Revenues:				
Other Local Revenues:				
Gifts and Donations	\$ 10,000	\$ -	\$ -	\$ -
Total Other Local Revenues	10,000	-	-	-
Intergovernmental	130,000	176,321	176,321	-
Total Revenues	140,000	176,321	176,321	-
Expenditures:				
Current:				
Instruction:				
Vocational:				
Salaries and Wages	110,000	110,000	107,733	2,267
Fringe Benefits	40,950	41,100	41,749	(649)
Purchased Services	14,751	11,542	11,342	200
Materials and Supplies	12,400	3,990	3,862	128
Equipment Purchased	42,502	93,071	93,886	(815)
Total Vocational Instruction	220,603	259,703	258,572	1,131
Total Expenditures	220,603	259,703	258,572	1,131
Change in Fund Balance	(80,603)	(83,382)	(82,251)	1,131
Fund Balance: July 1, 2007	28,229	28,229	28,229	-
Prior Year Encumbrances Appropriated	55,153	55,153	55,153	-
Fund Balance: June 30, 2008	\$ 2,779	\$ -	\$ 1,131	\$ 1,131

Hamilton City School District
Schedule of Revenues, Expenditures, and Changes in Fund Balance
Budget and Actual (Non-GAAP Budgetary Basis)
Public School Support Special Revenue Fund
For the Fiscal Year Ended June 30, 2008

	Budgeted Amounts		Actual	Variance: Positive / (Negative)
	Original	Final		
Revenues:				
Tuition and Fees	\$ 60,310	\$ 11,262	\$ 9,514	\$ (1,748)
Earnings on Investments	10,898	69,643	73,001	3,358
Other Local Revenues:				
Extracurricular Activities	134,699	186,657	182,268	(4,389)
Gifts and Donations	85,421	37,706	40,899	3,193
Miscellaneous Revenues	25,821	26,726	26,319	(407)
Total Other Local Revenues	245,941	251,089	249,486	(1,603)
Total Revenues	317,149	331,994	332,001	7
Expenditures:				
Current:				
Support Services:				
Pupils:				
Salaries and Wages	-	35,635	-	35,635
Fringe Benefits	6,957	6,808	10,296	(3,488)
Purchased Services	104,925	123,976	139,130	(15,154)
Materials and Supplies	76,269	155,123	189,317	(34,194)
Equipment Purchased	35,037	34,701	16,049	18,652
Other Expenditures	79,494	85,057	58,080	26,977
Total Pupil	302,682	441,300	412,872	28,428
Operation of Non-Instructional Services:				
Community Services:				
Other Expenditures	100	-	-	-
Total Community Services	100	-	-	-
Total Expenditures	302,782	441,300	412,872	28,428
Excess (Deficiency) of Revenues Over (Under) Expenditures	14,367	(109,306)	(80,871)	28,435
Other Financing Sources (Uses)				
Operating Transfers In (Out)	-	(1)	(1)	-
Advances In (Out)	-	(2,016)	(2,016)	-
Total Other Financing Sources (Uses)	-	(2,017)	(2,017)	-
Change in Fund Balance	14,367	(111,323)	(82,888)	28,435
Fund Balance: July 1, 2007	200,750	200,750	200,750	-
Prior Year Encumbrances Appropriated	39,108	39,108	39,108	-
Fund Balance: June 30, 2008	\$ 254,225	\$128,535	\$156,970	\$ 28,435

Hamilton City School District
Schedule of Revenues, Expenditures, and Changes in Fund Balance
Budget and Actual (Non-GAAP Budgetary Basis)
Other Grants Special Revenue Fund
For the Fiscal Year Ended June 30, 2008

	Budgeted Amounts		Actual	Variance: Positive / (Negative)
	Original	Final		
Revenues:				
Other Local Revenues:				
Miscellaneous Revenues	\$ 9,400	\$ 11,140	\$ 11,140	\$ -
Total Other Local Revenues	9,400	11,140	11,140	-
Intergovernmental	-	43,804	43,854	50
Total Revenues	9,400	54,944	54,994	50
Expenditures:				
Current:				
Instruction:				
Regular:				
Salaries	-	173	173	-
Fringe Benefits	-	26	26	-
Purchased Services	-	18,653	17,345	1,308
Materials and Supplies	4	28,237	29,580	(1,343)
Other Expenditures	-	6,492	5,391	1,101
Total Regular Instruction	4	53,581	52,515	1,066
Special:				
Purchased Services	-	750	610	140
Other Expenditures	-	-	140	(140)
Total Special Instruction	-	750	750	-
Central:				
Materials and Supplies		2,690	2,690	-
Other Expenditures	11,945	13,079	12,994	85
Total Central	11,945	15,769	15,684	85
Total Expenditures	11,949	70,100	68,949	1,151
Excess (Deficiency) of Revenues Over (Under) Expenditures	(11,949)	(69,350)	(68,339)	1,291
Other Financing Sources (Uses)				
Advances In (Out)	-	2,633	2,633	-
Total Other Financing Sources (Uses)	-	2,633	2,633	-
Change in Fund Balance	(11,949)	(66,717)	(65,706)	1,291
Fund Balance: July 1, 2007	31,487	31,487	31,487	-
Prior Year Encumbrances Appropriated	3,949	3,949	3,949	-
Fund Balance: June 30, 2008	<u>\$ 23,487</u>	<u>\$ (31,281)</u>	<u>\$ (30,270)</u>	<u>\$ 1,291</u>

Hamilton City School District
Schedule of Revenues, Expenditures, and Changes in Fund Balance
Budget and Actual (Non-GAAP Budgetary Basis)
Classroom Facilities Maintenance Special Revenue Fund
For the Fiscal Year Ended June 30, 2008

	Budgeted Amounts		Actual	Variance: Positive / (Negative)
	Original	Final		
Revenues:				
Property Taxes	\$211,485	\$ 402,842	\$ 402,249	\$ (593)
Earnings on Investments	900	22,989	23,015	26
Intergovernmental	22,000	433,708	434,811	1,103
Total Revenues	<u>234,385</u>	<u>859,539</u>	<u>860,075</u>	<u>536</u>
Expenditures:				
Current:				
Support Services:				
Instructional Staff:				
Purchased Services		6,402	3,000	3,402
Total Instructional Staff	-	6,402	3,000	3,402
Fiscal:				
Other Expenditures	3,600	3,600	7,002	(3,402)
Total Fiscal	3,600	3,600	7,002	(3,402)
Total Expenditures	<u>3,600</u>	<u>10,002</u>	<u>10,002</u>	<u>-</u>
Change in Fund Balance	230,785	849,537	850,073	536
Fund Balance: July 1, 2007	229,589	229,589	229,589	-
Prior Year Encumbrances Appropriated	-	-	-	-
Fund Balance: June 30, 2008	<u>\$460,374</u>	<u>\$1,079,126</u>	<u>\$1,079,662</u>	<u>\$ 536</u>

Hamilton City School District
Schedule of Revenues, Expenditures, and Changes in Fund Balance
Budget and Actual (Non-GAAP Budgetary Basis)
Athletic Special Revenue Fund
For the Fiscal Year Ended June 30, 2008

	Budgeted Amounts		Actual	Variance: Positive / (Negative)
	Original	Final		
Revenues:				
Tuition and Fees	\$ 166	\$ 445	\$ 445	\$ -
Earnings on Investments	7,123	5,616	4,819	(797)
Other Local Revenues:				
Extracurricular Activities	234,006	255,168	253,863	(1,305)
Gifts and Donations	43,226	48,937	49,895	958
Miscellaneous Revenues	26,919	12,561	13,696	1,135
Total Other Local Revenues	<u>304,151</u>	<u>316,666</u>	<u>317,454</u>	<u>788</u>
Total Revenues	<u>311,440</u>	<u>322,727</u>	<u>322,718</u>	<u>(9)</u>
Expenditures:				
Current:				
Support Services:				
Operations and Maintenance:				
Purchased Services	5,718	20,285	486	19,799
Materials and Supplies	1,129	1,129	776	353
Total Operations and Maintenance	<u>6,847</u>	<u>21,414</u>	<u>1,262</u>	<u>20,152</u>
Operation of Non-Instructional Services:				
Community Services:				
Purchased Services	747	927	600	327
Other Expenditures	3,170	5,093	5,420	(327)
Total Community Services	<u>3,917</u>	<u>6,020</u>	<u>6,020</u>	<u>-</u>
Extracurricular Activities:				
Salaries and Wages	20,598	21,236	29,798	(8,562)
Fringe Benefits	2,918	3,007	4,639	(1,632)
Purchased Services	129,701	167,891	150,824	17,067
Materials and Supplies	108,104	146,577	151,068	(4,491)
Equipment Purchased	6,717	7,501	14,871	(7,370)
Other Expenditures	37,614	41,776	46,178	(4,402)
Total Extracurricular Activities	<u>305,652</u>	<u>387,988</u>	<u>397,378</u>	<u>(9,390)</u>
Total Expenditures	<u>316,416</u>	<u>415,422</u>	<u>404,660</u>	<u>10,762</u>
Excess (Deficiency) of Revenues Over (Under)				
Expenditures	<u>(4,976)</u>	<u>(92,695)</u>	<u>(81,942)</u>	<u>10,753</u>
Other Financing Sources (Uses):				
Operating Transfers In	3,073	-	-	-
Advances In	-	5,834	5,883	49
Refund of Prior Year Expenditures	105	273	168	(105)
Advances Out	<u>(1,273)</u>	<u>-</u>	<u>-</u>	<u>-</u>
Total Other Financing Sources (Uses)	<u>1,905</u>	<u>6,107</u>	<u>6,051</u>	<u>(56)</u>

(continued)

Hamilton City School District
Schedule of Revenues, Expenditures, and Changes in Fund Balance
Budget and Actual (Non-GAAP Budgetary Basis)
Athletic Special Revenue Fund
For the Fiscal Year Ended June 30, 2008

	Budgeted Amounts		Actual	Variance: Positive / (Negative)
	Original	Final		
Changes in Fund Balance	(3,071)	(86,588)	(75,891)	10,697
Fund Balance: July 1, 2007	101,879	101,879	101,879	-
Prior Year Encumbrances Appropriated	<u>22,708</u>	<u>22,708</u>	<u>22,708</u>	<u>-</u>
Fund Balance: June 30, 2008	<u><u>\$ 121,516</u></u>	<u><u>\$ 37,999</u></u>	<u><u>\$ 48,696</u></u>	<u><u>\$ 10,697</u></u>

Hamilton City School District
Schedule of Revenues, Expenditures, and Changes in Fund Balance
Budget and Actual (Non-GAAP Budgetary Basis)
Auxiliary Service Special Revenue Funds
For the Fiscal Year Ended June 30, 2008

	Budgeted Amounts		Actual	Variance: Positive / (Negative)
	Original	Final		
Revenues:				
Earnings on Investments	\$ -	\$ 3,774	\$ 4,194	\$ 420
Intergovernmental	-	844,577	844,254	(323)
Total Revenues	<u>-</u>	<u>848,351</u>	<u>848,448</u>	<u>97</u>
Expenditures:				
Current:				
Operation of Non-Instructional Services:				
Community Services:				
Salaries and Wages	-	562,926	488,918	74,008
Fringe Benefits	-	141,562	124,759	16,803
Purchased Services	203	12,792	12,158	634
Materials and Supplies	24,591	191,483	161,556	29,927
Equipment Purchased	21,011	89,557	97,580	(8,023)
Total Community Services	<u>45,805</u>	<u>998,320</u>	<u>884,971</u>	<u>113,349</u>
Total Expenditures	<u>45,805</u>	<u>998,320</u>	<u>884,971</u>	<u>113,349</u>
Change in Fund Balance	(45,805)	(149,969)	(36,523)	113,446
Fund Balance: July 1, 2007	104,450	104,450	104,450	-
Prior Year Encumbrances Appropriated	<u>45,805</u>	<u>45,805</u>	<u>45,805</u>	<u>-</u>
Fund Balance: June 30, 2008	<u>\$ 104,450</u>	<u>\$ 286</u>	<u>\$ 113,732</u>	<u>\$ 113,446</u>

Hamilton City School District
Schedule of Revenues, Expenditures, and Changes in Fund Balance
Budget and Actual (Non-GAAP Budgetary Basis)
Management Information System Special Revenue Fund
For the Fiscal Year Ended June 30, 2008

	Budgeted Amounts		Actual	Variance: Positive / (Negative)
	Original	Final		
Revenues:				
Intergovernmental	\$ -	\$ 33,386	\$ 33,386	\$ -
Total Revenues	-	33,386	33,386	-
Expenditures:				
Current:				
Support Services:				
Pupils:				
Salaries and Wages	-	5,917	5,917	-
Fringe Benefits	-	9,043	9,043	-
Total Pupils	-	14,960	14,960	-
Total Expenditures	-	14,960	14,960	-
Change in Fund Balance	-	18,426	18,426	-
Fund Balance: July 1, 2007	14,961	14,961	14,961	-
Prior Year Encumbrances Appropriated	-	-	-	-
Fund Balance: June 30, 2008	<u>\$ 14,961</u>	<u>\$ 33,387</u>	<u>\$ 33,387</u>	<u>\$ -</u>

Hamilton City School District
Schedule of Revenues, Expenditures, and Changes in Fund Balance
Budget and Actual (Non-GAAP Budgetary Basis)
Early Childhood Education Preschool
For the Fiscal Year Ended June 30, 2008

	Budgeted Amounts		Actual	Variance: Positive / (Negative)
	Original	Final		
Revenues:				
Intergovernmental	\$ -	\$ 199,480	\$ 199,480	\$ -
Total Revenues	<u>-</u>	<u>199,480</u>	<u>199,480</u>	<u>-</u>
Expenditures:				
Current:				
Instruction:				
Special:				
Salaries and Wages		80,160	80,159	1
Fringe Benefits		33,521	33,520	1
Materials and Supplies		5,586	3,751	1,835
Equipment Purchased		26,881	29,015	(2,134)
Total Special Instruction	<u>-</u>	<u>146,148</u>	<u>146,445</u>	<u>(297)</u>
Support Services:				
Pupils:				
Salaries and Wages	-	39,263	39,263	-
Fringe Benefits	-	14,069	14,069	-
Total Pupils	-	53,332	53,332	-
Total - Support Services	-	53,332	53,332	-
Total Expenditures	<u>-</u>	<u>199,480</u>	<u>199,777</u>	<u>(297)</u>
Excess (Deficiency) of Revenues Over (Under)				
Expenditures	-	-	(297)	(297)
Other Financing Sources (Uses):				
Advances In	-	297	297	-
Total Other Financing Sources (Uses)	<u>-</u>	<u>297</u>	<u>297</u>	<u>-</u>
Change in Fund Balance	-	297	-	(297)
Fund Balance: July 1, 2007	-	-	-	-
Prior Year Encumbrances Appropriated	-	-	-	-
Fund Balance: June 30, 2008	<u>\$ -</u>	<u>\$ 297</u>	<u>\$ -</u>	<u>\$ (297)</u>

Hamilton City School District
Schedule of Revenues, Expenditures, and Changes in Fund Balance
Budget and Actual (Non-GAAP Budgetary Basis)
Entry Year Program Special Revenue Fund
For the Fiscal Year Ended June 30, 2008

	Budgeted Amounts		Actual	Variance: Positive / (Negative)
	Original	Final		
Revenues:				
Intergovernmental	\$ 3,259	\$ 29,659	\$ 29,659	\$ -
Total Revenues	<u>3,259</u>	<u>29,659</u>	<u>29,659</u>	<u>-</u>
Expenditures:				
Current:				
Support Services:				
Instructional Staff:				
Salaries and Wages	-	26,400	26,400	-
Total Instructional Staff	-	26,400	26,400	-
Total Expenditures	<u>-</u>	<u>26,400</u>	<u>26,400</u>	<u>-</u>
Excess (Deficiency) of Revenues Over (Under)				
Expenditures	3,259	3,259	3,259	-
Other Financing Sources (Uses):				
Advances Out	-	(3,259)	(3,259)	-
Total Other Financing Sources (Uses)	<u>-</u>	<u>(3,259)</u>	<u>(3,259)</u>	<u>-</u>
Change in Fund Balance	3,259	-	-	-
Fund Balance: July 1, 2007	-	-	-	-
Prior Year Encumbrances Appropriated	<u>-</u>	<u>-</u>	<u>-</u>	<u>-</u>
Fund Balance: June 30, 2008	<u><u>\$ 3,259</u></u>	<u><u>\$ -</u></u>	<u><u>\$ -</u></u>	<u><u>\$ -</u></u>

Hamilton City School District
Schedule of Revenues, Expenditures, and Changes in Fund Balance
Budget and Actual (Non-GAAP Budgetary Basis)
Network Connectivity Special Revenue Fund
For the Fiscal Year Ended June 30, 2008

	Budgeted Amounts		Actual	Variance: Positive / (Negative)
	Original	Final		
Revenues:				
Intergovernmental	\$ -	\$ 54,000	\$ 54,000	\$ -
Total Revenues	-	54,000	54,000	-
Expenditures:				
Current:				
Support Services:				
Central:				
Purchased Services	-	54,000	54,000	-
Total Central	-	54,000	54,000	-
Total Expenditures	-	54,000	54,000	-
Change in Fund Balance	-	-	-	-
Fund Balance: July 1, 2007	-	-	-	-
Prior Year Encumbrances Appropriated	-	-	-	-
Fund Balance: June 30, 2008	<u>\$ -</u>	<u>\$ -</u>	<u>\$ -</u>	<u>\$ -</u>

Hamilton City School District
Schedule of Revenues, Expenditures, and Changes in Fund Balance
Budget and Actual (Non-GAAP Budgetary Basis)
School Net Professional Development Special Revenue Fund
For the Fiscal Year Ended June 30, 2008

	Budgeted Amounts		Actual	Variance: Positive / (Negative)
	Original	Final		
Revenues:				
Intergovernmental	\$ -	\$ 4,770	\$ 4,770	\$ -
Total Revenues	<u>-</u>	<u>4,770</u>	<u>4,770</u>	<u>-</u>
Expenditures:				
Current:				
Support Services:				
Instructional Staff:				
Salaries	-	-	690	(690)
Fringe Benefits	-	-	108	(108)
Purchased Services	-	4,770	3,973	797
Materials and Supplies	115	115	115	-
Total Instructional Staff	<u>115</u>	<u>4,885</u>	<u>4,886</u>	<u>(1)</u>
Total Expenditures	<u>115</u>	<u>4,885</u>	<u>4,886</u>	<u>(1)</u>
Change in Fund Balance	(115)	(115)	(116)	(1)
Fund Balance: July 1, 2007	-	-	-	-
Prior Year Encumbrances Appropriated	<u>115</u>	<u>115</u>	<u>115</u>	<u>-</u>
Fund Balance: June 30, 2008	<u>\$ -</u>	<u>\$ -</u>	<u>\$ (1)</u>	<u>\$ (1)</u>

Hamilton City School District
Schedule of Revenues, Expenditures, and Changes in Fund Balance
Budget and Actual (Non-GAAP Budgetary Basis)
Ohio Reads Volunteer Grant Special Revenue Fund
For the Fiscal Year Ended June 30, 2008

	Budgeted Amounts		Actual	Variance: Positive / (Negative)
	Original	Final		
Revenues:				
Intergovernmental	\$ 7,391	\$ 207,391	\$ 101,349	\$ (106,042)
Total Revenues	<u>7,391</u>	<u>207,391</u>	<u>101,349</u>	<u>(106,042)</u>
Expenditures:				
Current:				
Instruction:				
Special:				
Materials and Supplies	7,038	7,038	7,463	(425)
Other Expenditures	110	110	100	10
Total Special Instruction	<u>7,148</u>	<u>7,148</u>	<u>7,563</u>	<u>(415)</u>
Support Services:				
Instructional Staff:				
Salaries and Wages	-	170,000	64,755	105,245
Fringe Benefits	-	30,000	17,900	12,100
Purchased Services	-	-	(465)	465
Total Instructional Staff	<u>-</u>	<u>200,000</u>	<u>82,190</u>	<u>117,810</u>
Total Expenditures	<u>7,148</u>	<u>207,148</u>	<u>89,753</u>	<u>117,395</u>
Excess (Deficiency) of Revenues Over (Under)				
Expenditures	243	243	11,596	11,353
Other Financing Sources (Uses)				
Advances Out	-	(7,391)	(7,391)	-
Total Other Financing Sources (Uses)	<u>-</u>	<u>(7,391)</u>	<u>(7,391)</u>	<u>-</u>
Change in Fund Balance	243	(7,148)	4,205	11,353
Fund Balance: July 1, 2007	-	-	-	-
Prior Year Encumbrances Appropriated	<u>7,148</u>	<u>7,148</u>	<u>7,148</u>	<u>-</u>
Fund Balance: June 30, 2008	<u>\$ 7,391</u>	<u>\$ -</u>	<u>\$ 11,353</u>	<u>\$ 11,353</u>

Hamilton City School District
Schedule of Revenues, Expenditures, and Changes in Fund Balance
Budget and Actual (Non-GAAP Budgetary Basis)
Alternative Schools Special Revenue Fund
For the Fiscal Year Ended June 30, 2008

	Budgeted Amounts		Actual	Variance: Positive / (Negative)
	Original	Final		
Revenues:				
Intergovernmental	\$ -	\$ 320,259	\$ 314,390	\$ (5,869)
Total Revenues	<u>-</u>	<u>320,259</u>	<u>314,390</u>	<u>(5,869)</u>
Expenditures:				
Current:				
Instruction:				
Special:				
Salaries and Wages	-	260,299	203,791	56,508
Fringe Benefits	-	55,520	54,215	1,305
Total Special Instruction	<u>-</u>	<u>315,819</u>	<u>258,006</u>	<u>57,813</u>
Total Expenditures	<u>-</u>	<u>315,819</u>	<u>258,006</u>	<u>57,813</u>
Change in Fund Balance	-	4,440	56,384	51,944
Fund Balance: July 1, 2007	1,429	1,429	1,429	-
Prior Year Encumbrances Appropriated	<u>-</u>	<u>-</u>	<u>-</u>	<u>-</u>
Fund Balance: June 30, 2008	<u>\$ 1,429</u>	<u>\$ 5,869</u>	<u>\$ 57,813</u>	<u>\$ 51,944</u>

Hamilton City School District
Schedule of Revenues, Expenditures, and Changes in Fund Balance
Budget and Actual (Non-GAAP Budgetary Basis)
Poverty Based Assistance Special Revenue Fund
For the Fiscal Year Ended June 30, 2008

	Budgeted Amounts		Actual	Variance: Positive / (Negative)
	Original	Final		
Revenues:				
Intergovernmental	\$ -	\$5,959,802	\$5,959,802	\$ -
Total Revenues	-	5,959,802	5,959,802	-
Expenditures:				
Current:				
Instruction:				
Regular:				
Salaries and Wages	-	5,208,718	4,262,641	946,077
Fringe Benefits	-	1,133,144	2,149,273	(1,016,129)
Total Regular Instruction	-	6,341,862	6,411,914	(70,052)
Support Services:				
Pupils:				
Salaries and Wages	-	530,191	468,875	61,316
Fringe Benefits	-	103,560	103,560	-
Total Pupils	-	633,751	572,435	61,316
Instructional Staff:				
Salaries and Wages	-	3,115	3,115	-
Fringe Benefits	-	93,055	93,055	-
Total Instructional Staff	-	96,170	96,170	-
Administration:				
Salaries and Wages	-	112,960	112,960	-
Fringe Benefits	-	42,678	34,487	8,191
Total Operations and Maintenance	-	155,638	147,447	8,191
Operations and Maintenance:				
Salaries and Wages	-	20,677	20,677	-
Fringe Benefits	-	4,787	4,240	547
Total Operations and Maintenance	-	25,464	24,917	547
Total Expenditures	-	7,252,885	7,252,883	2
Change in Fund Balance	-	(1,293,083)	(1,293,081)	2
Fund Balance: July 1, 2007	1,366,185	1,366,185	1,366,185	-
Prior Year Encumbrances Appropriated	-	-	-	-
Fund Balance: June 30, 2008	<u>\$1,366,185</u>	<u>\$ 73,102</u>	<u>\$ 73,104</u>	<u>\$ 2</u>

Hamilton City School District
Schedule of Revenues, Expenditures, and Changes in Fund Balance
Budget and Actual (Non-GAAP Budgetary Basis)
Miscellaneous State Grants Special Revenue Fund
For the Fiscal Year Ended June 30, 2008

	Budgeted Amounts		Actual	Variance: Positive / (Negative)
	Original	Final		
Revenues:				
Intergovernmental	\$ 88,700	\$ 231,008	\$ 231,008	\$ -
Total Revenues	<u>88,700</u>	<u>231,008</u>	<u>231,008</u>	<u>-</u>
Expenditures:				
Current:				
Instruction:				
Regular:				
Materials and Supplies	-	6,636	6,650	(14)
Capital Outlay	-	1,701	1,687	14
Total Regular Instruction	<u>-</u>	<u>8,337</u>	<u>8,337</u>	<u>-</u>
Special:				
Salaries and Wages	-	8,084	3,533	4,551
Fringe Benefits	-	1,708	627	1,081
Purchased Services	-	987	-	987
Materials and Supplies	200	1,959	1,841	118
Total Special Instruction	<u>200</u>	<u>12,738</u>	<u>6,001</u>	<u>6,737</u>
Support Services:				
Pupils:				
Salaries and Wages	-	52,223	43,447	8,776
Fringe Benefits	-	13,794	19,835	(6,041)
Purchased Services	-	60,000	60,000	-
Total Pupils	<u>-</u>	<u>126,017</u>	<u>123,282</u>	<u>2,735</u>
Instructional Staff:				
Purchased Services	7,282	16,179	13,339	2,840
Materials and Supplies	584	2,461	2,461	-
Equipment Purchased	-	2,400	2,198	202
Total Instructional Staff	<u>7,866</u>	<u>21,040</u>	<u>17,998</u>	<u>3,042</u>
Total Expenditures	<u>8,066</u>	<u>168,132</u>	<u>155,618</u>	<u>12,514</u>
Excess (Deficiency) of Revenues Over (Under) Expenditures	80,634	62,876	75,390	12,514
Other Financing Sources (Uses):				
Advances In (Out)	-	(88,700)	(88,700)	-
Total Other Financing Sources (Uses)	<u>-</u>	<u>(88,700)</u>	<u>(88,700)</u>	<u>-</u>
Change in Fund Balance	80,634	(25,824)	(13,310)	12,514
Fund Balance: July 1, 2007	17,942	17,942	17,942	-
Prior Year Encumbrances Appropriated	<u>8,066</u>	<u>8,066</u>	<u>8,066</u>	<u>-</u>
Fund Balance: June 30, 2008	<u>\$ 106,642</u>	<u>\$ 184</u>	<u>\$ 12,698</u>	<u>\$ 12,514</u>

Hamilton City School District
Schedule of Revenues, Expenditures, and Changes in Fund Balance
Budget and Actual (Non-GAAP Budgetary Basis)
Adult Basic Education Special Revenue Fund
For the Fiscal Year Ended June 30, 2008

	Budgeted Amounts		Actual	Variance:
	Original	Final		Positive / (Negative)
Revenues:				
Intergovernmental	\$ 130,854	\$ 434,581	\$ 345,738	\$ (88,843)
Total Revenues	<u>130,854</u>	<u>434,581</u>	<u>345,738</u>	<u>(88,843)</u>
Expenditures:				
Current:				
Instruction:				
Adult / Continuing:				
Salaries and Wages	-	215,373	187,284	28,089
Fringe Benefits	-	44,596	38,797	5,799
Purchased Services	-	3,500	111	3,389
Materials and Supplies	6,000	26,000	13,842	12,158
Equipment Purchased	6,061	12,037	10,603	1,434
Total Adult / Continuing	<u>12,061</u>	<u>301,506</u>	<u>250,637</u>	<u>50,869</u>
Support Services:				
Instructional Staff:				
Salaries and Wages	-	61,581	43,396	18,185
Fringe Benefits	-	15,852	11,166	4,686
Purchased Services	-	22,797	21,446	1,351
Materials and Supplies	-	4,708	2,697	2,011
Equipment Purchased	1,901	5,901	2,181	3,720
Other Expenditures	-	150	150	-
Total Instructional Staff	<u>1,901</u>	<u>110,989</u>	<u>81,036</u>	<u>29,953</u>
Administration:				
Purchased Services	-	1,500	758	742
Total Administration	<u>-</u>	<u>1,500</u>	<u>758</u>	<u>742</u>
Total Expenditures	<u>13,962</u>	<u>413,995</u>	<u>332,431</u>	<u>81,564</u>
Excess (Deficiency) of Revenues Over (Under) Expenditures	116,892	20,586	13,307	(7,279)
Other Financing Sources (Uses):				
Operating Transfers In	-	24,867	24,867	-
Advances In (Out)	-	(9,716)	(9,716)	-
Operating Transfers Out	-	(24,867)	(24,867)	-
Total Other Financing Sources (Uses)	<u>-</u>	<u>(9,716)</u>	<u>(9,716)</u>	<u>-</u>
Change in Fund Balance	116,892	10,870	3,591	(7,279)
Fund Balance: July 1, 2007	-	-	-	-
Prior Year Encumbrances Appropriated	<u>13,962</u>	<u>13,962</u>	<u>13,962</u>	<u>-</u>
Fund Balance: June 30, 2008	<u>\$ 130,854</u>	<u>\$ 24,832</u>	<u>\$ 17,553</u>	<u>\$ (7,279)</u>

Hamilton City School District
Schedule of Revenues, Expenditures, and Changes in Fund Balance
Budget and Actual (Non-GAAP Budgetary Basis)
Title VI-B Special Revenue Fund
For the Fiscal Year Ended June 30, 2008

	Budgeted Amounts		Actual	Variance: Positive / (Negative)
	Original	Final		
Revenues:				
Intergovernmental	\$ 591,220	\$ 3,343,382	\$ 2,681,702	\$ (661,680)
Total Revenues	<u>591,220</u>	<u>3,343,382</u>	<u>2,681,702</u>	<u>(661,680)</u>
Expenditures:				
Current:				
Instruction:				
Special:				
Salaries and Wages	-	382,664	303,736	78,928
Fringe Benefits	-	135,705	93,305	42,400
Purchased Services	6,441	54,237	48,185	6,052
Materials and Supplies	-	2,312	2,312	-
Total Special Instruction	<u>6,441</u>	<u>574,918</u>	<u>447,538</u>	<u>127,380</u>
Support Services:				
Pupils:				
Salaries and Wages	-	706,992	594,758	112,234
Fringe Benefits	-	208,241	164,913	43,328
Purchased Services	8,035	338,665	309,839	28,826
Materials and Supplies	-	16,205	13,864	2,341
Equipment Purchased	24,464	76,246	71,529	4,717
Total Pupils	<u>32,499</u>	<u>1,346,349</u>	<u>1,154,903</u>	<u>191,446</u>
Instructional Staff:				
Salaries and Wages	-	701,657	547,544	154,113
Fringe Benefits	-	340,318	272,978	67,340
Total Instructional Staff	<u>-</u>	<u>1,041,975</u>	<u>820,522</u>	<u>221,453</u>
Administration:				
Salaries and Wages	-	155,650	131,037	24,613
Fringe Benefits	-	54,309	47,589	6,720
Total Administration	<u>-</u>	<u>209,959</u>	<u>178,626</u>	<u>31,333</u>
Operation of Non-Instructional Services:				
Community Services:				
Salaries and Wages	-	63,061	52,562	10,499
Fringe Benefits	-	13,248	11,369	1,879
Materials and Supplies	-	2,713	92	2,621
Total Community Services	<u>-</u>	<u>79,022</u>	<u>64,023</u>	<u>14,999</u>
Total Expenditures	<u>38,940</u>	<u>3,252,223</u>	<u>2,665,612</u>	<u>586,611</u>
Excess (Deficiency) of Revenues Over (Under)				
Expenditures	552,280	91,159	16,090	(75,069)
Other Financing Sources (Uses):				
Advances In	-	(39,393)	(39,393)	-
Total Other Financing Sources (Uses)	<u>-</u>	<u>(39,393)</u>	<u>(39,393)</u>	<u>-</u>
Change in Fund Balance	552,280	51,766	(23,303)	(75,069)
Fund Balance: July 1, 2007	(1)	(1)	(1)	-
Prior Year Encumbrances Appropriated	<u>38,940</u>	<u>38,940</u>	<u>38,940</u>	<u>-</u>
Fund Balance: June 30, 2008	<u>\$ 591,219</u>	<u>\$ 90,705</u>	<u>\$ 15,636</u>	<u>\$ (75,069)</u>

Hamilton City School District
Schedule of Revenues, Expenditures, and Changes in Fund Balance
Budget and Actual (Non-GAAP Budgetary Basis)
Carl D. Perkins Special Revenue Fund
For the Fiscal Year Ended June 30, 2008

	Budgeted Amounts		Actual	Variance: Positive / (Negative)
	Original	Final		
Revenues:				
Intergovernmental	\$ 65,073	\$ 294,059	\$ 191,527	\$ (102,532)
Total Revenues	<u>65,073</u>	<u>294,059</u>	<u>191,527</u>	<u>(102,532)</u>
Expenditures:				
Current:				
Instruction:				
Vocational:				
Salaries and Wages	-	68,375	58,678	9,697
Fringe Benefits	-	8,796	11,393	(2,597)
Equipment Purchased	63,280	136,896	137,060	(164)
Total Vocational Instruction	<u>63,280</u>	<u>214,067</u>	<u>207,131</u>	<u>6,936</u>
Support Services:				
Pupils:				
Salaries and Wages	-	70,991	64,924	6,067
Fringe Benefits	-	18,431	16,914	1,517
Total Pupils	<u>-</u>	<u>89,422</u>	<u>81,838</u>	<u>7,584</u>
Total Expenditures	<u>63,280</u>	<u>303,489</u>	<u>288,969</u>	<u>14,520</u>
Excess (Deficiency) of Revenues Over (Under)				
Expenditures	1,793	(9,430)	(97,442)	(88,012)
Other Financing Sources (Uses):				
Advances In	-	-	88,012	88,012
Advances Out	-	(53,850)	(53,850)	-
Total Other Financing Sources (Uses)	<u>-</u>	<u>(53,850)</u>	<u>34,162</u>	<u>88,012</u>
Change in Fund Balance	1,793	(63,280)	(63,280)	-
Fund Balance: July 1, 2007	-	-	-	-
Prior Year Encumbrances Appropriated	<u>63,280</u>	<u>63,280</u>	<u>63,280</u>	<u>-</u>
Fund Balance: June 30, 2008	<u>\$ 65,073</u>	<u>\$ -</u>	<u>\$ -</u>	<u>\$ -</u>

Hamilton City School District
Schedule of Revenues, Expenditures, and Changes in Fund Balance
Budget and Actual (Non-GAAP Budgetary Basis)
Bilingual Education Program (Title III) Special Revenue Fund
For the Fiscal Year Ended June 30, 2008

	Budgeted Amounts		Actual	Variance: Positive / (Negative)
	Original	Final		
Revenues:				
Intergovernmental	\$ 54,615	\$ 172,364	\$ 150,516	\$ (21,848)
Total Revenues	<u>54,615</u>	<u>172,364</u>	<u>150,516</u>	<u>(21,848)</u>
Expenditures:				
Current:				
Instruction:				
Special:				
Salaries and Wages	-	85,291	83,864	1,427
Fringe Benefits	-	24,442	14,624	9,818
Materials and Supplies	131	20,131	18,530	1,601
Equipment Purchased	-	15,000	12,562	2,438
Total Special Instruction	<u>131</u>	<u>144,864</u>	<u>129,580</u>	<u>15,284</u>
Support Services:				
Pupils:				
Salaries and Wages	-	18,070	12,159	5,911
Fringe Benefits	-	9,368	2,359	7,009
Materials and Supplies	3,238	1,876	1,876	-
Total Pupils	<u>3,238</u>	<u>29,314</u>	<u>16,394</u>	<u>12,920</u>
Total Expenditures	<u>3,369</u>	<u>174,178</u>	<u>145,974</u>	<u>28,204</u>
Excess (Deficiency) of Revenues Over (Under) Expenditures	51,246	(1,814)	4,542	6,356
Other Financing Sources (Uses):				
Advances Out	-	(4,775)	(4,775)	-
Total Other Financing Sources (Uses)	<u>-</u>	<u>(4,775)</u>	<u>(4,775)</u>	<u>-</u>
Change in Fund Balance	51,246	(6,589)	(233)	6,356
Fund Balance: July 1, 2007	3,220	3,220	3,220	-
Prior Year Encumbrances Appropriated	3,369	3,369	3,369	-
Fund Balance: June 30, 2008	<u>\$ 57,835</u>	<u>\$ -</u>	<u>\$ 6,356</u>	<u>\$ 6,356</u>

Hamilton City School District
Schedule of Revenues, Expenditures, and Changes in Fund Balance
Budget and Actual (Non-GAAP Budgetary Basis)
Title I Special Revenue Fund
For the Fiscal Year Ended June 30, 2008

	Budgeted Amounts		Actual	Variance: Positive / (Negative)
	Original	Final		
Revenues:				
Intergovernmental	\$ 21,786	\$4,213,461	\$3,211,714	\$(1,001,747)
Total Revenues	<u>21,786</u>	<u>4,213,461</u>	<u>3,211,714</u>	<u>(1,001,747)</u>
Expenditures:				
Current:				
Instruction:				
Regular:				
Salaries and Wages	-	135,886	95,676	40,210
Fringe Benefits	-	41,636	20,563	21,073
Purchased Services	-	-	349	(349)
Materials and Supplies	1,439	14,537	10,647	3,890
Equipment Purchased	-	20,000	14,132	5,868
Total Regular Instruction	<u>1,439</u>	<u>212,059</u>	<u>141,367</u>	<u>70,692</u>
Special:				
Salaries and Wages	-	2,079,572	1,754,722	324,850
Fringe Benefits	-	534,930	446,083	88,847
Materials and Supplies	376	146,984	26,608	120,376
Total Special Instruction	<u>376</u>	<u>2,761,486</u>	<u>2,227,413</u>	<u>534,073</u>
Support Services:				
Instructional Staff:				
Salaries and Wages	-	466,294	365,175	101,119
Fringe Benefits	-	209,965	138,184	71,781
Purchased Services	6	276,753	116,330	160,423
Materials and Supplies	2,737	53,853	32,840	21,013
Equipment Purchased	-	500	4,033	(3,533)
Total Instructional Staf	<u>2,743</u>	<u>1,007,365</u>	<u>656,562</u>	<u>350,803</u>
Administration:				
Salaries and Wages	-	79,048	73,151	5,897
Fringe Benefits	-	17,796	19,184	(1,388)
Purchased Services	-	1,000	212	788
Materials and Supplies	-	500	-	500
Other	-	40,000	-	40,000
Equipment Purchased	-	1,000	912	88
Total Administration	<u>-</u>	<u>139,344</u>	<u>93,459</u>	<u>45,885</u>
Operation of Non-Instructional Services:				
Community Services:				
Salaries and Wages	-	55,248	46,924	8,324
Fringe Benefits	-	8,750	16,440	(7,690)
Materials and Supplies	-	3,066	2,656	410
Total Community Services	<u>-</u>	<u>67,064</u>	<u>66,020</u>	<u>1,044</u>
Total Expenditures	<u>4,558</u>	<u>4,187,318</u>	<u>3,184,821</u>	<u>1,002,497</u>

(continued)

Hamilton City School District
Schedule of Revenues, Expenditures, and Changes in Fund Balance
Budget and Actual (Non-GAAP Budgetary Basis)
Title I Special Revenue Fund
For the Fiscal Year Ended June 30, 2008

	Budgeted Amounts		Actual	Variance: Positive / (Negative)
	Original	Final		
Excess (Deficiency) of Revenues Over (Under) Expenditures	17,228	26,143	26,893	750
Other Financing Sources (Uses):				
Advances In	-	-	1,611	1,611
Operating Transfers Out	-	(200,074)	(200,000)	74
Advances Out	-	(743)	(743)	-
Total Other Financing Sources (Uses)	-	(200,817)	(199,132)	1,685
Change in Fund Balance	17,228	(174,674)	(172,239)	2,435
Fund Balance: July 1, 2007	196,391	196,391	196,391	-
Prior Year Encumbrances Appropriated	4,558	4,558	4,558	-
Fund Balance: June 30, 2008	\$ 218,177	\$ 26,275	\$ 28,710	\$ 2,435

Hamilton City School District
Schedule of Revenues, Expenditures, and Changes in Fund Balance
Budget and Actual (Non-GAAP Budgetary Basis)
Title V Special Revenue Fund
For the Fiscal Year Ended June 30, 2008

	Budgeted Amounts		Actual	Variance: Positive / (Negative)
	Original	Final		
Revenues:				
Intergovernmental	\$ -	\$ 26,221	\$ 26,221	\$ -
Total Revenues	-	26,221	26,221	-
Expenditures:				
Current:				
Instruction:				
Regular:				
Salaries and Wages	-	99,400	76,941	22,459
Fringe Benefits	-	100,000	20,428	79,572
Materials and Supplies	-	23,276	94,106	(70,830)
Total Regular Instruction	-	222,676	191,475	31,201
Operation of Non-Instructional Services:				
Community Services:				
Purchased Services	-	1,500	2,100	(600)
Materials and Supplies	-	1,286	(358)	1,644
Equipment Purchased	-	758	1,203	(445)
Total Community Services	-	3,544	2,945	599
Total Expenditures	-	226,220	194,420	31,800
Excess (Deficiency) of Revenues Over (Under)				
Expenditures	-	(199,999)	(168,199)	(31,800)
Other Financing Sources (Uses):				
Operating Transfers In	-	200,000	200,000	-
Total Other Financing Sources (Uses)	-	200,000	200,000	-
Change in Fund Balance	-	1	31,801	(31,800)
Fund Balance: July 1, 2007	-	-	-	-
Prior Year Encumbrances Appropriated	-	-	-	-
Fund Balance: June 30, 2008	\$ -	\$ 1	\$ 31,801	\$ (31,800)

Hamilton City School District
Schedule of Revenues, Expenditures, and Changes in Fund Balance
Budget and Actual (Non-GAAP Budgetary Basis)
Drug Free School Grant Special Revenue Fund
For the Fiscal Year Ended June 30, 2008

	Budgeted Amounts		Actual	Variance: Positive / (Negative)
	Original	Final		
Revenues:				
Intergovernmental	\$ 5,509	\$ 73,504	\$ 59,104	\$ (14,400)
Total Revenues	<u>5,509</u>	<u>73,504</u>	<u>59,104</u>	<u>(14,400)</u>
Expenditures:				
Current:				
Instruction:				
Special:				
Salaries and Wages	-	35,956	30,482	5,474
Fringe Benefits	-	6,448	6,914	(466)
Total Special Instruction	-	42,404	37,396	5,008
Support Services:				
Pupils:				
Purchased Services	-	11,871	12,276	(405)
Materials and Supplies	-	2,507	2,206	301
Total Pupils	-	14,378	14,482	(104)
Instructional Staff:				
Salaries and Wages	-	5,229	4,374	855
Fringe Benefits	-	1,033	865	168
Total Instructional Staff	-	6,262	5,239	1,023
Operation of Non-Instructional Services:				
Community Services:				
Purchased Services	-	3,073	2,773	300
Materials and Supplies	281	1,553	994	559
Equipment Purchased	2,665	6,107	6,107	-
Total Community Services	2,946	10,733	9,874	859
Total Expenditures	<u>2,946</u>	<u>73,777</u>	<u>66,991</u>	<u>6,786</u>
Excess (Deficiency) of Revenues Over (Under) Expenditures	2,563	(273)	(7,887)	(7,614)
Other Financing Sources (Uses):				
Operating Transfers In	-	8,295	8,295	-
Operating Transfers Out	-	(8,295)	(8,295)	-
Total Other Financing Sources (Uses)	-	-	-	-
Change in Fund Balance	2,563	(273)	(7,887)	(7,614)
Fund Balance: July 1, 2007	5,620	5,620	5,620	-
Prior Year Encumbrances Appropriated	2,946	2,946	2,946	-
Fund Balance: June 30, 2008	<u>\$ 11,129</u>	<u>\$ 8,293</u>	<u>\$ 679</u>	<u>\$ (7,614)</u>

Hamilton City School District
Schedule of Revenues, Expenditures, and Changes in Fund Balance
Budget and Actual (Non-GAAP Budgetary Basis)
Title VI-B Preschool Special Revenue Fund
For the Fiscal Year Ended June 30, 2008

	Budgeted Amounts		Actual	Variance: Positive / (Negative)
	Original	Final		
Revenues:				
Intergovernmental	\$ 28,079	\$ 151,597	\$ 111,390	\$ (40,207)
Total Revenues	<u>28,079</u>	<u>151,597</u>	<u>111,390</u>	<u>(40,207)</u>
Expenditures:				
Current:				
Support Services:				
Pupils:				
Salaries and Wages	-	123,330	90,961	32,369
Fringe Benefits	-	27,034	21,939	5,095
Materials and Supplies	-	585	567	18
Total Pupils	<u>-</u>	<u>150,949</u>	<u>113,467</u>	<u>37,482</u>
Operation of Non-Instructional Services:				
Community Services:				
Salaries and Wages	-	189	189	-
Fringe Benefits	-	30	30	-
Materials and Supplies	-	-	25	(25)
Total Community Services	<u>-</u>	<u>219</u>	<u>244</u>	<u>(25)</u>
Total Expenditures	<u>-</u>	<u>151,168</u>	<u>113,711</u>	<u>37,457</u>
Change in Fund Balance	28,079	429	(2,321)	(2,750)
Fund Balance: July 1, 2007	2,852	2,852	2,852	-
Prior Year Encumbrances Appropriated	<u>-</u>	<u>-</u>	<u>-</u>	<u>-</u>
Fund Balance: June 30, 2008	<u>\$ 30,931</u>	<u>\$ 3,281</u>	<u>\$ 531</u>	<u>\$ (2,750)</u>

Hamilton City School District
Schedule of Revenues, Expenditures, and Changes in Fund Balance
Budget and Actual (Non-GAAP Budgetary Basis)
Improving Teacher Quality Special Revenue Fund
For the Fiscal Year Ended June 30, 2008

	Budgeted Amounts		Actual	Variance: Positive / (Negative)
	Original	Final		
Revenues:				
Intergovernmental	\$ 517,746	\$ 1,449,661	\$ 545,358	\$ (904,303)
Total Revenues	<u>517,746</u>	<u>1,449,661</u>	<u>545,358</u>	<u>(904,303)</u>
Expenditures:				
Current:				
Support Services:				
Instructional Staff:				
Salaries and Wages	-	487,149	296,969	190,180
Fringe Benefits	-	89,652	73,192	16,460
Purchased Services	678	335,876	14,001	321,875
Materials and Supplies	2,884	285,276	102,761	182,515
Other	-	8,600	-	8,600
Total Instructional Staff	<u>3,562</u>	<u>1,206,553</u>	<u>486,923</u>	<u>719,630</u>
Operation of Non-Instructional Services:				
Community Services:				
Purchased Services	-	500	-	500
Total Community Services	<u>-</u>	<u>500</u>	<u>-</u>	<u>500</u>
Total Expenditures	<u>3,562</u>	<u>1,207,053</u>	<u>486,923</u>	<u>720,130</u>
Excess (Deficiency) of Revenues Over (Under) Expenditures	514,184	242,608	58,435	(184,173)
Other Financing Sources (Uses):				
Transfers In	-	407,630	407,630	-
Transfers Out	-	(407,630)	(407,630)	-
Advances Out	-	(38,538)	(38,538)	-
Total Other Financing Sources (Uses)	<u>-</u>	<u>(38,538)</u>	<u>(38,538)</u>	<u>-</u>
Change in Fund Balance	514,184	204,070	19,897	(184,173)
Fund Balance: July 1, 2007	-	-	-	-
Prior Year Encumbrances Appropriated	<u>3,562</u>	<u>3,562</u>	<u>3,562</u>	<u>-</u>
Fund Balance: June 30, 2008	<u>\$ 517,746</u>	<u>\$ 207,632</u>	<u>\$ 23,459</u>	<u>\$ (184,173)</u>

Hamilton City School District
Schedule of Revenues, Expenditures, and Changes in Fund Balance
Budget and Actual (Non-GAAP Budgetary Basis)
Miscellaneous Federal Grants Special Revenue Fund
For the Fiscal Year Ended June 30, 2008

	Budgeted Amounts		Actual	Variance: Positive / (Negative)
	Original	Final		
Revenues:				
Intergovernmental	\$ 329,863	\$ 1,022,440	\$ 413,374	\$ (609,066)
Total Revenues	<u>329,863</u>	<u>1,022,440</u>	<u>413,374</u>	<u>(609,066)</u>
Expenditures:				
Current:				
Instruction:				
Regular:				
Salaries and Wages	-	147,761	91,451	56,310
Fringe Benefits	-	21,834	14,776	7,058
Purchased Services	950	29,267	26,289	2,978
Materials and Supplies	-	38,620	6,946	31,674
Equipment Purchased	4,256	110,077	85,447	24,630
Other Expenditures	-	-	675	(675)
Total Regular Instruction	<u>5,206</u>	<u>347,559</u>	<u>225,584</u>	<u>121,975</u>
Instructional Staff:				
Salaries and Wages	-	107,515	18,037	89,478
Fringe Benefits	-	21,181	9,071	12,110
Purchased Services	263,094	535,338	529,022	6,316
Materials and Supplies	336	1,686	1,687	(1)
Total Instructional Staff	<u>263,430</u>	<u>665,720</u>	<u>557,817</u>	<u>107,903</u>
Operation of Non-Instructional Services:				
Community Services:				
Purchased Services	-	1,996	2,000	(4)
Materials and Supplies	-	1,940	1,853	87
Equipment Purchased	-	574	654	(80)
Total Community Services	<u>-</u>	<u>4,510</u>	<u>4,507</u>	<u>3</u>
Total Expenditures	<u>268,636</u>	<u>1,017,789</u>	<u>787,908</u>	<u>229,881</u>
Excess (Deficiency) of Revenues Over (Under) Expenditures	61,227	4,651	(374,534)	(379,185)
Other Financing Sources (Uses):				
Advances In	-	-	382,959	382,959
Advances Out	-	(272,600)	(272,600)	-
Total Other Financing Sources (Uses)	<u>-</u>	<u>(272,600)</u>	<u>110,359</u>	<u>382,959</u>
Change in Fund Balance	61,227	(267,949)	(264,175)	3,774
Fund Balance: July 1, 2007	708	708	708	-
Prior Year Encumbrances Appropriated	<u>268,636</u>	<u>268,636</u>	<u>268,636</u>	<u>-</u>
Fund Balance: June 30, 2008	<u>\$ 330,571</u>	<u>\$ 1,395</u>	<u>\$ 5,169</u>	<u>\$ 3,774</u>

Hamilton City School District
Schedule of Revenues, Expenditures, and Changes in Fund Balance
Budget and Actual (Non-GAAP Budgetary Basis)
Food Service Special Revenue Fund
For the Fiscal Year Ended June 30, 2008

	Budgeted Amounts		Actual	Variance: Positive / (Negative)
	Original	Final		
Revenues:				
Charges for Services	\$ 991,329	\$ 992,127	\$ 946,446	(45,681)
Earnings on Investments	-	-	-	-
Intergovernmental	2,556,972	2,578,150	2,858,657	280,507
Total Revenues	3,548,301	3,570,277	3,805,103	234,826
Expenditures:				
Current:				
Operation of Non-Instructional Services:				
Food Service:				
Salaries and Wages	1,288,357	1,599,299	1,299,357	299,942
Fringe Benefits	519,723	519,723	557,058	(37,335)
Purchased Services	216,844	216,844	261,502	(44,658)
Materials and Supplies	1,443,867	1,443,867	1,662,091	(218,224)
Other Expenditures	2,696	2,696	2,421	275
Total Food Service	3,471,487	3,782,429	3,782,429	-
Total Expenditures	3,471,487	3,782,429	3,782,429	-
Excess (Deficiency) of Revenues Over (Under)				
Expenditures	76,814	(212,152)	22,674	234,826
Other Financing Sources (Uses):				
Transfers In	100,000	100,000	-	(100,000)
Advances In	300,000	300,000	165,176	(134,824)
Advances Out	-	(277,471)	(277,471)	-
Total Other Financing Sources (Uses)	400,000	122,529	(112,295)	(234,824)
Change in Fund Balance	476,814	(89,623)	(89,621)	2
Fund Balance: July 1, 2007	-	-	-	-
Prior Year Encumbrances Appropriated	89,625	89,625	89,625	-
Fund Balance: June 30, 2008	\$ 566,439	\$ 2	\$ 4	\$ 2

Hamilton City School District
Schedule of Revenues, Expenditures, and Changes in Fund Balance
Budget and Actual (Non-GAAP Budgetary Basis)
Uniform School Supplies Special Revenue Fund
For the Fiscal Year Ended June 30, 2008

	Budgeted Amounts		Actual	Variance:
	Original	Final		Positive / (Negative)
Revenues:				
Tuition and Fees	\$ -	\$ 42,681	\$ 41,171	\$ (1,510)
Extracurricular Activities	-	1,024	1,264	240
Total Revenues	-	43,705	42,435	(1,270)
Expenditures:				
Current:				
Instruction:				
Regular:				
Materials and Supplies	161,811	227,264	225,995	1,269
Total Regular Instruction	161,811	227,264	225,995	1,269
Extracurricular Activities:				
Academic Oriented Activities:				
Materials and Supplies	-	3,325	3,325	-
Total Academic Oriented Activities	-	3,325	3,325	-
Total Expenditures	161,811	230,589	229,320	1,269
Excess (Deficiency) of Revenues Over (Under) Expenditures	(161,811)	(186,884)	(186,885)	(1)
Other Financing Sources (Uses):				
Transfers In	-	200,000	200,000	-
Advances In	-	101,343	101,343	-
Advances Out	-	(276,269)	(276,269)	-
Total Other Financing Sources (Uses)	-	25,074	25,074	-
Change in Fund Balance	(161,811)	(161,810)	(161,811)	(1)
Fund Balance: July 1, 2007	(1)	(1)	(1)	-
Prior Year Encumbrances Appropriated	161,811	161,811	161,811	-
Fund Balance: June 30, 2008	<u>\$ (1)</u>	<u>\$ -</u>	<u>\$ (1)</u>	<u>\$ (1)</u>

Hamilton City School District
Schedule of Revenues, Expenditures, and Changes in Fund Balance
Budget and Actual (Non-GAAP Budgetary Basis)
Vocational Rotary Special Revenue Fund
For the Fiscal Year Ended June 30, 2008

	Budgeted Amounts		Actual	Variance: Positive / (Negative)
	Original	Final		
Revenues:				
Charges for Services	5,000	3,250	3,246	(4)
Earnings on Investments	-	315	356	41
Other Local Revenues:				
Extracurricular Activities	-	-	(75)	(75)
Total Other Local Revenues	-	-	(75)	(75)
Total Revenues	5,000	3,565	3,527	(38)
Expenditures:				
Current:				
Instruction:				
Vocational:				
Materials and Supplies	8,000	8,000	5,000	3,000
Total Vocational Instruction	8,000	8,000	5,000	3,000
Total Expenditures	8,000	8,000	5,000	3,000
Change in Fund Balance	(3,000)	(4,435)	(1,473)	2,962
Fund Balance: July 1, 2007	14,377	14,377	14,377	-
Prior Year Encumbrances Appropriated	-	-	-	-
Fund Balance: June 30, 2008	\$ 11,377	\$ 9,942	\$ 12,904	\$ 2,962

Hamilton City School District
Schedule of Revenues, Expenditures, and Changes in Fund Balance
Budget and Actual (Non-GAAP Budgetary Basis)
Adult Education Special Revenue Fund
For the Fiscal Year Ended June 30, 2008

	Budgeted Amounts		Actual	Variance:
	Original	Final		Favorable (Unfavorable)
Revenues:				
Tuition and Fees	\$ 4,500	\$ 5,120	\$ 5,120	\$ -
Intergovernmental	17,000	5,940	5,940	-
Total Revenues	<u>21,500</u>	<u>11,060</u>	<u>11,060</u>	<u>-</u>
Expenditures:				
Current:				
Instruction:				
Adult / Continuing:				
Salaries and Wages	11,550	9,490	6,208	3,282
Fringe Benefits	1,945	1,945	1,021	924
Materials and Supplies	6,470	6,470	6,440	30
Total Adult / Continuing Instruction	<u>19,965</u>	<u>17,905</u>	<u>13,669</u>	<u>4,236</u>
Support Services:				
Instructional Staff:				
Salaries and Wages	490	490	-	490
Fringe Benefits	80	80	-	80
Total Instructional Staff	<u>570</u>	<u>570</u>	<u>-</u>	<u>570</u>
Total Expenditures	<u>20,535</u>	<u>18,475</u>	<u>13,669</u>	<u>4,806</u>
Change in Fund Balance	965	(7,415)	(2,609)	4,806
Fund Balance: July 1, 2007	8,515	8,515	8,515	-
Prior Year Encumbrances Appropriated	<u>3,220</u>	<u>3,220</u>	<u>3,220</u>	<u>-</u>
Fund Balance: June 30, 2008	<u>\$ 12,700</u>	<u>\$ 4,320</u>	<u>\$ 9,126</u>	<u>\$ 4,806</u>

Hamilton City School District
Schedule of Revenues, Expenditures, and Changes in Fund Balance
Budget and Actual (Non-GAAP Budgetary Basis)
Miscellaneous Capital Project Fund
For the Fiscal Year Ended June 30, 2008

	Budgeted Amounts		Actual	Variance: Positive / Negative
	Original	Final		
Revenues:				
Other Local Revenues:				
Gifts and Donations	\$ -	\$ 294,589	\$ 294,589	\$ -
Total Other Local Revenues	-	294,589	294,589	-
Total Revenues	-	294,589	294,589	-
Expenditures:				
Capital Outlay:				
Site Acquisition Services				
Purchased Services		2,026	2,026	
Equipment Purchased		512,856	512,856	-
Total - Site Acquisition Services	-	514,882	514,882	-
Capital Outlay:				
Purchased Services	304	3,588	3,588	-
Total - Architecture and Engineering Services	304	3,588	3,588	-
Total - Capital Outlay	304	518,470	518,470	-
Total Expenditures	304	518,470	518,470	-
Change in Fund Balance	(304)	(223,881)	(223,881)	-
Fund Balance: July 1, 2007	279,165	279,165	279,165	-
Prior Year Encumbrances Appropriated	304	304	304	-
Fund Balance: June 30, 2008	<u>\$ 279,165</u>	<u>\$ 55,588</u>	<u>\$ 55,588</u>	<u>\$ -</u>

Hamilton City School District
Schedule of Revenues, Expenditures, and Changes in Fund Balance
Budget and Actual (Non-GAAP Budgetary Basis)
SchoolNet Plus Capital Project Fund
For the Fiscal Year Ended June 30, 2008

	Budgeted Amounts		Actual	Variance: Positive / Negative
	Original	Final		
Revenues:				
Intergovernmental		\$ -	\$ -	\$ -
Total Revenues	<u>\$ -</u>	<u>\$ -</u>	<u>\$ -</u>	<u>\$ -</u>
Expenditures:				
Current:				
Capital Outlay:				
Building Improvement Services:				
Equipment Purchased	44,474	44,474	44,474	-
Total Building Improvement Services	<u>44,474</u>	<u>44,474</u>	<u>44,474</u>	<u>-</u>
Total Expenditures	<u>44,474</u>	<u>44,474</u>	<u>44,474</u>	<u>-</u>
Change in Fund Balance	(44,474)	(44,474)	(44,474)	-
Fund Balance: June 30, 2008	<u><u>\$ (44,474)</u></u>	<u><u>\$ (44,474)</u></u>	<u><u>\$ (44,474)</u></u>	<u><u>\$ -</u></u>

Hamilton City School District
Combining Statements of Changes in Assets and Liabilities
Agency Funds
For the Fiscal Year Ended June 30, 2008

	<u>Beginning Balance</u>	<u>Additions</u>	<u>Deductions</u>	<u>Ending Balance</u>
Student-Managed Student Activities				
ASSETS:				
Equity in Pooled Cash and Investments	\$ 77,168	\$ 84,389	\$ 79,882	\$ 81,675
Accrued Interest Receivable	326	-	326	-
Accounts Receivable	16	-	16	-
Interfund Receivable	808	-	-	808
Total Assets	<u><u>\$ 78,318</u></u>	<u><u>\$ 84,389</u></u>	<u><u>\$ 80,224</u></u>	<u><u>\$ 82,483</u></u>
LIABILITIES:				
Accounts Payable	2,109	-	2,109	-
Interfund Payable	946	-	-	946
Undistributed Monies	23,360	6,274	-	29,634
Due to Students	52,041	-	-	52,041
Advances from Other Funds	(138)	-	-	(138)
Total Liabilities	<u><u>\$ 78,318</u></u>	<u><u>\$ 6,274</u></u>	<u><u>\$ 2,109</u></u>	<u><u>\$ 82,483</u></u>

STATISTICAL

**Hamilton City School District
Statistical Section Table of Contents
For the Fiscal Year Ended June 30, 2008**

This part of the Hamilton City School District's comprehensive annual financial report presents detailed information as a context for understanding what the information in the financial statements, note disclosures, and required supplementary information says about District's overall financial health.

CONTENTS	PAGE
Financial Trends	
These schedules contain trend information to help the reader understand how the District's financial performance and well-being have changed over time.	119
Revenue Capacity	
These schedules contain information to help the reader assess the factors affecting the District's ability to generate revenue.	125
Debt Capacity	
These schedules present information to help the reader assess the affordability of the District's current levels of outstanding debt and the District's ability to issue additional debt in the future.	130
Demographic and Economic Information	
These schedules offer demographic and economic indicators to help the reader understand the environment within which the District's financial activities take place and help make comparisons over time with other school districts.	134
Operating Information	
These schedules contain information about the District's operations and resources to help the reader understand how the District's financial information relates to the services the District provides and the activities it performs.	137

Sources: Unless otherwise noted, the information in these schedules is derived from the comprehensive annual financial reports for the relevant year. The District implemented Statement 34 in fiscal year 2003; schedules presenting government-wide information include information beginning in that year.

Hamilton City School District
Schedule 1: Net Assets by Component
Last 4 Fiscal Years (Accrual Basis of Accounting)

	Fiscal Year			
	<u>2005</u>	<u>2006</u>	<u>2007</u>	<u>2008</u>
Governmental Activities:				
Invested in Capital Assets, Net of Related Debt	\$ 31,263,225	\$ 32,106,740	\$ 29,496,022	\$ 30,171,083
Restricted	8,780,582	8,235,108	12,492,535	136,209,694
Unrestricted	(7,006,931)	(7,821,423)	(9,808,754)	(9,182,049)
Total Governmental Activities Net Assets	<u>\$ 33,036,876</u>	<u>\$ 32,520,425</u>	<u>\$ 32,179,803</u>	<u>\$ 157,198,728</u>

Hamilton City School District
Schedule 2: Changes in Net Assets
Last 4 Fiscal Years (Accrual Basis of Accounting)

	Fiscal Year			
	2005	2006	2007	2008
Expenses:				
Governmental Activities:				
Instruction:				
Regular	\$ 28,716,502	\$ 35,005,575	\$ 38,836,888	\$ 38,443,189
Special	9,928,329	11,281,536	11,335,826	11,363,367
Vocational	2,088,288	1,862,227	2,189,521	1,860,044
Adult/Continuing	240,132	231,358	237,809	252,383
Other	1,179,253	321,941	-	-
Support Services:				
Pupils	6,016,754	6,603,613	6,739,295	7,015,991
Instructional Staff	5,488,135	6,184,847	6,266,376	6,021,569
Board of Education	522,438	681,722	258,292	412,517
Administration	4,682,338	5,462,835	5,069,925	7,346,984
Fiscal	1,028,765	1,079,423	1,178,225	1,200,027
Business	383,674	435,426	427,572	453,129
Operations and Maintenance	7,581,957	9,705,992	9,431,815	8,671,532
Pupil Transportation	2,701,249	3,223,447	3,258,541	3,326,630
Central	970,350	980,994	909,753	840,926
Non-Instructional Services:				
Food Service Operations	3,498,696	3,749,262	3,787,803	4,773,938
Community Services	1,030,594	1,013,130	1,003,307	-
Other	21,896	-	-	-
Extracurricular Activities	1,067,015	1,175,713	463,954	3,245,118
Intergovernmental	-	-	-	-
Interest on Long-Term Debt	1,914,919	2,099,345	4,398,077	5,266,849
Total Governmental Activities	\$ 79,061,284	\$ 91,098,386	\$ 95,792,979	\$ 100,494,193
Program Revenues (See Schedule 3)				
Governmental Activities:				
Charges for Services and Sales				
Food Services	1,244,119	1,071,189	992,560	946,446
Other Activities	72,405	57,377	46,372	49,707
Operating Grants and Contributions	14,043,897	17,020,499	18,058,999	17,730,797
Capital Grants and Contributions	87,840	89,324	89,166	87,386
Total Governmental Activities Program Revenues	\$ 15,448,261	\$ 18,238,389	\$ 19,187,097	\$ 18,814,336
Net (Expense)/Revenue	\$ (63,613,023)	\$ (72,859,997)	\$ (76,605,882)	\$ (81,679,857)
Governmental Revenues and Other Changes in Net Assets				
General Revenues:				
Property Taxes, Levied for General Purposes	18,312,496	19,912,899	18,924,449	19,026,683
Property Taxes, Levied for Debt Service	2,435,591	1,953,163	5,529,775	7,379,543
Property Taxes, Levied for Permanent Improvement	3,579,820	3,620,713	3,002,842	3,026,260
Grants and Entitlements not Restricted to Specific Progr	44,131,385	44,912,583	45,311,147	172,343,356
Investment Earnings	400,617	630,500	2,238,475	3,227,422
Miscellaneous	1,371,264	1,313,688	1,258,572	1,695,518
Total General Revenues	70,231,173	72,343,546	76,265,260	206,698,782
Change in Net Assets	\$ 6,618,150	\$ (516,451)	\$ (340,622)	\$ 125,018,925

Hamilton City School District
Schedule 3: Fund Balances by Governmental Funds
Last Ten Fiscal Years (Modified Accrual Basis of Accounting)

	<u>1999</u>	<u>2000</u>	<u>2001</u>	<u>2002</u>
General Fund:				
Reserved	\$ 6,096,940	\$ 4,082,133	\$ 5,255,950	\$ 2,570,220
Unreserved	(3,428,712)	(442,377)	(2,527,300)	(2,599,970)
Total General Fund	<u>\$ 2,668,228</u>	<u>\$ 3,639,756</u>	<u>\$ 2,728,650</u>	<u>\$ (29,750)</u>
All Other Governmental Funds:				
Reserved	1,409,603	8,102,981	7,092,707	8,582,477
Unreserved, reported in:				
Special Revenue Funds	(203,014)	(217,143)	206,896	(291,403)
Capital Projects Funds	45,339,142	39,603,981	37,554,496	29,199,974
Debt Service Funds	295	(975,386)	(300,016)	520,520
Total All Other Governmental Funds	<u>\$ 46,546,026</u>	<u>\$ 46,514,433</u>	<u>\$ 44,554,083</u>	<u>\$ 38,011,568</u>

2003	2004	2005	2006	2007	2008
\$ 2,064,605	\$ 1,011,314	\$ 1,055,545	\$ 924,538	\$ 1,601,102	\$ 1,135,373
(1,707,494)	(323,655)	(2,452,424)	(3,469,167)	(5,343,858)	(6,239,516)
\$ 357,111	\$ 687,659	\$ (1,396,879)	\$ (2,544,629)	\$ (3,742,756)	\$ (5,104,143)
20,649,011	5,746,077	4,537,936	2,514,725	9,159,058	55,562,928
(1,333,968)	(1,768,511)	(2,472,987)	(837,788)	540,681	(240,524)
4,606,126	3,689,462	3,081,819	2,763,092	66,728,561	34,678,036
630,337	760,659	1,573,879	1,638,632	5,806,434	6,168,830
\$ 24,551,506	\$ 8,427,687	\$ 6,720,647	\$ 6,078,661	\$ 82,234,734	\$ 96,169,270

Hamilton City School District
Schedule 4: Governmental Fund Revenues, Expenditures, and Changes in Fund Balance
Last Ten Fiscal Years (Modified Accrual Basis of Accounting)

	<u>1999</u>	<u>2000</u>	<u>2001</u>	<u>2002</u>
Revenues:				
Taxes	\$ 21,725,163	\$ 18,582,042	\$ 23,262,380	\$ 20,473,163
Tuition	636,267	672,824	678,267	683,859
Charges for Services	-	-	-	-
Earnings on Investments	533,470	3,812,316	3,582,773	1,499,734
Intergovernmental	42,700,295	44,789,133	46,987,463	47,467,996
Other Local Revenues	1,298,276	1,276,157	1,342,478	1,488,354
Total Revenues	\$ 66,893,471	\$ 69,132,472	\$ 75,853,361	\$ 71,613,106
Expenses:				
Instruction:				
Regular	25,952,149	26,350,208	26,134,318	28,999,808
Special	7,481,972	8,884,401	9,757,778	10,273,811
Vocational	2,163,663	2,323,204	2,392,550	2,147,418
Adult/Continuing	194,353	288,523	184,420	227,361
Other	850,320	574,758	531,719	757,436
Support Services:				
Pupils	4,197,371	4,995,569	5,216,917	5,605,423
Instructional Staff	2,674,575	3,351,566	3,653,758	4,591,288
Board of Education	149,854	143,022	187,736	217,940
Administration	3,543,939	3,710,515	3,917,539	4,094,341
Fiscal	878,025	916,462	1,022,291	995,880
Business	511,400	523,568	721,704	590,844
Operations and Maintenance	5,365,569	5,873,799	6,522,198	7,009,854
Pupil Transportation	1,924,739	1,732,379	2,243,760	2,092,499
Central	961,705	779,538	820,594	685,943
Non-Instructional Services	983,993	1,070,296	1,118,034	948,836
Extracurricular Activities	799,305	851,340	985,931	958,782
Intergovernmental	8,396	-	-	28,750
Capital Outlay	2,297,111	2,900,263	10,348,456	6,950,356
Principal Retirement	624,545	41,140,927	1,519,540	1,453,767
Interest and Fiscal Charges	236,244	2,742,230	2,662,656	2,622,695
Issuance Costs	-	-	-	-
Total Expenditures	\$ 61,799,228	\$ 109,152,568	\$ 79,941,899	\$ 81,253,032
Excess of Revenues Over / (Under)				
Expenditures	5,094,243	(40,020,096)	(4,088,538)	(9,639,926)
Other Financing Sources (Uses):				
Operating Transfers In	800,223	20,700	3,650,094	814,969
Operating Transfers Out	(800,223)	(60,700)	(3,690,094)	(928,969)
Refund of Prior Year Expenditures	-	-	-	-
Proceeds From Sale of Capital Assets	65,918	30	2,082	3,011
Proceeds From Capital Leases	659,383	500,000	-	-
Proceeds From Sale of Long-Term Bonds	4,513,957	40,500,000	-	-
Proceeds From Sale of Long-Term Notes	-	-	-	-
Proceeds From Bond Anticipation Notes	40,500,000	-	1,255,000	450,000
Premium on Debt Issuance	-	-	-	-
Payments to Refunded Bond Escrow Agent	-	-	-	-
Total Other Financing Sources (Uses)	\$ 45,739,258	\$ 40,960,030	\$ 1,217,082	\$ 339,011
Net Change in Fund Balance	\$ 50,833,501	\$ 939,934	\$ (2,871,456)	\$ (9,300,915)
Debt Service as a Percentage of Non-Capital Expenditures	1.45%	41.30%	6.01%	5.49%

2003	2004	2005	2006	2007	2008
\$ 23,177,182	\$ 24,143,866	\$ 24,678,147	\$ 24,756,463	\$ 28,319,083	\$ 28,736,348
537,816	690,712	736,506	662,090	630,357	287,937
1,334,151	1,230,145	1,384,290	1,220,951	1,425,403	1,221,154
740,924	382,323	400,617	630,500	2,238,475	3,227,422
51,818,242	57,758,963	57,639,549	61,412,548	62,870,015	91,626,544
1,573,978	946,210	1,216,930	1,196,696	830,945	1,133,455
\$ 79,182,293	\$ 85,152,219	\$ 86,056,039	\$ 89,879,248	\$ 96,314,278	\$ 126,232,860

29,832,088	33,945,090	34,592,581	33,475,223	37,281,588	37,983,532
8,814,972	8,417,594	9,550,172	11,120,504	11,165,460	11,221,440
2,133,163	1,721,661	2,144,517	2,217,621	2,020,171	1,793,836
275,303	257,102	237,598	232,263	238,609	261,217
759,423	905,821	1,183,877	317,317	-	-
5,865,928	5,567,169	5,890,721	6,508,874	6,658,036	6,936,362
4,702,320	5,061,560	5,404,888	6,007,044	5,658,388	5,942,026
264,753	249,873	414,575	756,028	196,531	409,169
4,426,408	4,109,494	4,644,577	5,375,300	4,957,086	5,156,095
1,138,944	1,013,460	1,008,682	1,062,745	1,119,768	1,190,900
636,253	491,510	369,663	435,493	408,778	444,170
7,318,350	8,516,520	7,759,074	9,513,671	8,602,548	8,545,066
2,341,848	2,036,449	2,753,463	3,233,187	3,038,657	3,169,092
916,731	936,238	924,375	961,286	892,763	828,244
4,381,867	4,466,978	4,574,119	4,760,119	4,785,657	4,667,358
976,684	1,096,523	1,060,652	1,146,621	1,455,052	1,191,571
37,000	-	-	-	-	-
12,990,327	18,418,932	3,130,847	713,610	3,638,661	15,998,123
2,299,756	2,109,551	1,542,141	1,755,020	1,565,037	2,515,900
2,547,253	2,431,903	1,915,196	2,119,028	4,155,344	5,408,274
-	-	2,222,144	-	819,443	-
\$ 92,659,371	\$ 101,753,428	\$ 91,323,862	\$ 91,710,954	\$ 98,657,577	\$ 113,662,375

(13,477,078)	(16,601,209)	(5,267,823)	(1,831,706)	(2,343,299)	12,570,485
--------------	--------------	-------------	-------------	-------------	------------

386,210	203,119	235,806	326,186	633,513	36,958,310
(386,210)	(203,119)	(235,806)	(326,186)	(633,513)	(36,958,310)
-	-	-	18,634	5,252	1,064
26,833	5,225	107,365	23,338	3,300	1,600
-	496,018	20,627	-	754,500	-
-	-	23,215,000	-	72,000,000	-
375,000	300,000	-	-	-	-
-	-	-	-	-	-
-	-	2,222,144	-	4,538,193	-
-	-	(23,215,000)	-	-	-
\$ 401,833	\$ 801,243	\$ 2,350,136	\$ 41,972	\$ 77,301,245	\$ 2,664
\$ (13,075,245)	\$ (15,799,966)	\$ (2,917,687)	\$ (1,789,734)	\$ 74,957,946	\$ 12,573,149

6.08%

5.45%

6.44%

4.26%

6.88%

8.11%

Hamilton City School District
Schedule 5: Assessed Value and Actual Value of Taxable Property
Last Ten Fiscal Years (Unaudited)

Tax Year/ Collection Year	Real Property (1)		Tangible Personal Property	
	Assessed Value	Estimated Actual Value (3)	Assessed Value	Estimated Actual Value (4)
2007/08	\$895,269,180	\$2,557,911,943	\$35,748,430	\$155,427,957
2006/07	\$886,072,760	\$2,531,636,457	\$47,320,250	\$205,740,217
2005/06	871,846,570	2,490,990,200	67,854,496	271,417,984
2004/05	799,772,110	2,285,063,171	68,433,194	297,535,626
2003/04	801,948,400	2,291,281,143	71,947,749	312,816,300
2002/03	805,594,360	2,301,698,171	73,902,758	321,316,339
2001/02	682,507,170	1,950,020,486	106,392,029	443,300,121
2000/01	666,447,840	1,904,136,686	105,172,192	420,688,768
1999/00	650,927,570	1,859,793,057	102,190,030	408,760,120
1998/99	573,679,770	1,639,085,057	104,649,106	418,596,424

Source: Butler County Auditor

- (1) Includes Public Utility Real Property
- (2) Ratio represents Total Assessed Value/Total Estimated Actual Value
- (3) Direct rate applied at .35
- (4) Direct rate applies at .25

Public Utilities Personal		Total		
Assessed Value	Estimated Actual Value	Assessed Value	Estimated Actual Value	Ratio (2)
\$3,661,600	\$3,661,600	\$934,679,210	\$2,717,001,499	34.40%
\$7,965,410	\$7,965,410	\$941,358,420	\$2,745,342,085	34.29%
12,342,410	14,025,466	952,043,476	2,776,433,650	34.29%
13,687,220	13,687,220	881,892,524	2,596,286,018	33.97%
14,106,620	14,106,620	888,002,769	2,618,204,063	33.92%
14,583,730	14,583,730	894,080,848	2,637,598,241	33.90%
16,859,270	16,859,270	805,758,469	2,410,179,877	33.43%
18,735,220	18,735,220	790,355,252	2,343,560,674	33.72%
22,306,500	22,306,500	775,424,100	2,290,859,677	33.85%
23,519,560	23,519,560	701,848,436	2,081,201,041	33.72%

**Hamilton City School District
 Schedule 6: Property Tax Rates
 Last Ten Years (Unaudited)**

Tax Year/ Collection Year	Butler County	Hanover Township	City of Hamilton	Hamilton City School District
2007/2008	10.95	4.47	7.16	53.42
2006/2007	10.95	4.47	7.16	53.42
2005/2006	8.74	2.72	7.16	48.21
2004/2005	8.74	2.72	7.16	48.21
2003/2004	8.75	2.72	6.80	48.21
2002/2003	8.75	2.72	7.12	48.21
2001/2002	8.75	2.72	5.12	48.21
2000/2001	8.45	2.72	5.06	48.21
1999/2000	8.45	2.72	5.06	48.21
1998/1999	8.45	2.72	5.06	43.81

Source: Butler County 2007 CAFR; City of Hamilton 2007 CAFR

Hamilton City School District
Schedule 7: Principal Property Tax Payers
Current Year and Ten Years Ago

<i>Principal Taxpayers</i>	Nature of Business	1997 Tax Year				2007 Tax Year	
		Real Estate	Tang. Pers. Property	Total	% of Total Valuation	Real Estate	% of Total Valuation
Carriage Hill	Apartment Community	1,794,110	-	1,794,110	0.26%	-	0.00%
Tippman Realty PRT	Real Estate	-	-	-	0.00%	5,052,960	0.53%
Colonial Senior Services	Health Care	-	-	-	0.00%	4,262,690	0.45%
Pedcor Investments	Financial	-	-	-	0.00%	4,163,870	0.44%
Shadow Creek Apartments	Real Estate	-	-	-	0.00%	4,888,780	0.51%
Affordable Housing PRT Inc	Real Estate	-	-	-	0.00%	3,672,820	0.39%
First National Bank	Financial	2,655,090	-	2,655,090	0.39%	3,515,570	0.37%
Hamilton Crossing LLC	Retail	-	-	-	0.00%	3,325,000	0.35%
Duke Energy	Utility	-	-	-	0.00%	2,212,940	0.23%
Hatteras Properties LTD	Real Estate	2,004,640	-	2,004,640	0.29%	3,871,390	0.41%
Hoesch Suspension, Inc.	Manufacturing	-	1,864,690	1,864,690	0.27%	-	0.00%
Berkely Square Retirement Ctr	Retirement Community	2,923,300	-	2,923,300	0.43%	-	0.00%
Hamilton Stevens	Manufacturing	-	6,891,223	-	0.00%	-	0.00%
Ohio Casualty Insurance	Insurance	3,968,270	-	3,968,270	0.58%	-	0.00%
Fort Hamilton Hospital	Health Care	2,313,420	-	2,313,420	0.34%	-	0.00%
Champion International	Manufacturing	9,966,010	27,124,630	37,090,640	5.41%	-	0.00%
International Paper Co.	Manufacturing	-	11,960,500	11,960,500	1.75%	-	0.00%
Butler County Surgical	Manufacturing	-	-	-	0.00%	2,469,270	0.26%
Mosler Safe Co.	Manufacturing	-	2,665,000	2,665,000	0.39%	-	0.00%
Midwest Centers Partnership	Land Development	1,701,800	-	1,701,800	0.25%	-	0.00%
Richard T. Booth	Real Estate	1,877,110	-	1,877,110	0.27%	-	0.00%
Walmart Stores	Retail	-	1,709,480	1,709,480	0.25%	-	0.00%
Hudson Foods, Inc.	Food Service	-	1,698,960	1,698,960	0.25%	-	0.00%
GE Engine Services, Inc	Manufacturing	-	1,541,420	1,541,420	0.23%	-	0.00%
Connector Mfg.	Manufacturing	-	1,272,070	1,272,070	0.19%	-	0.00%
Hamilton Development Corp	Land Development	1,911,210	-	1,911,210	0.28%	-	0.00%
Western States	Manufacturing	-	1,876,100	1,876,100	0.27%	-	0.00%
Total Assessed Value of Top Ten Taxpayers		31,114,960	58,604,073	82,827,810	12.09%	37,435,290	3.93%
<i>All Others</i>		527,032,140	75,116,533	602,148,673	87.91%	915,179,180	96.07%
Total Assessed Value		\$558,147,100	\$133,720,606	\$684,976,483		\$952,614,470	

Source: Butler County Auditor

Hamilton City School District
Schedule 8: Property Tax Levies and Collections
Last Ten Fiscal Years

<u>Description</u>	<u>FY 1999</u>	<u>FY 2000</u>	<u>FY 2001</u>	<u>FY 2002</u>	<u>FY 2003</u>
Current Levy	\$ 16,376,169	\$ 19,266,197	\$ 19,580,026	\$ 20,913,594	\$ 23,757,745
Current Tax Collections (2) (*)	15,999,474	18,826,628	19,073,877	19,311,203	22,745,476
Percent Collected	97.70%	97.72%	97.41%	92.34%	95.74%
Delinquent Tax Collections (*)	487,037	482,300	570,194	802,539	970,631
Total Tax Collections (*)	\$ 16,486,511	\$ 19,308,928	\$ 19,644,071	\$ 20,113,742	\$ 23,716,107
Percent of Total Tax Collections to Current Tax Levy (*)	100.67%	100.22%	100.33%	96.18%	99.82%
Outstanding Delinquent Taxes (3)	250,401	52,333	966,859	2,771,696	1,971,844
Percent of Outstanding Delinquent Taxes to Current Tax Levy	1.53%	0.27%	4.94%	13.25%	8.30%

Source: Butler County Auditor

(1) Amounts are presented in conformity with Generally Accepted Accounting Principles (GAAP), on a modified accrual basis.

(2) State reimbursements of rollback and homestead exemptions are included.

(3) Penalties and interest are included, since by Ohio law they become part of the tax obligation as assessment occurs.

FY 2004	FY 2005	FY 2006	FY 2007	FY 2008
\$ 23,896,830	\$ 27,365,431	\$ 27,130,156	\$ 31,827,284	\$ 32,611,894
21,810,030	24,884,976	25,222,250	29,801,937	29,202,590
91.27%	90.94%	92.97%	93.64%	89.55%
1,167,323	1,213,114	1,429,976	1,309,550	1,357,114
\$ 22,977,353	\$ 26,098,090	\$ 26,652,226	\$ 31,111,487	\$ 30,559,704
96.15%	95.37%	98.24%	97.75%	93.71%
2,488,818	2,138,597	1,789,990	1,184,739	3,236,930
10.41%	7.81%	6.60%	3.72%	9.93%

Hamilton City School District
 Schedule 9: Outstanding Debt by Type
 Last Ten Fiscal Years

Fiscal Year	Governmental Activities				Total Primary Government	Percentage Of Personal Income ^a	Per Capita	Debt to Estimated Actual Value To Taxable Property
	Energy Conservation Bonds	Capital Leases	General Obligation Bonds	Bond Anticipation Notes				
1997	3,595,000	339,169	-	-	3,934,169	0.39%	63	
1998	3,080,000	114,188	-	-	3,194,188	0.29%	52	0.20%
1999	2,560,000	554,838	4,500,000	40,500,000	48,114,838	3.58%	787	2.94%
2000	2,040,000	933,011	45,000,000	-	47,973,011	3.67%	776	2.58%
2001	1,520,000	702,507	44,895,000	590,000	47,707,507	3.72%	772	2.51%
2002	1,000,000	462,707	44,790,000	450,000	46,702,707	3.64%	770	2.39%
2003	500,000	12,951	43,890,000	375,000	44,777,951	2.57%	738	1.95%
2004	-	405,324	42,765,000	300,000	43,470,324	2.39%	716	1.90%
2005	-	323,810	41,625,000	-	41,948,810	2.31%	691	1.84%
2006	-	218,790	39,975,000	-	40,193,790	2.25%	662	1.61%
2007	-	614,463	110,550,000	-	111,164,463	N/A	1,832	4.39%
2008	-	463,563	108,185,000	-	108,648,563	N/A	1,790	4.25%

Notes: N/A = not available. Details of the District's outstanding debt can be found in Note 8 in the notes to the financial statements.

^a See Schedule 12 for personal income and population data. These ratios are calculated using personal income and population for the prior calendar year.

Hamilton City School District
Schedule 10: Direct and Overlapping Governmental Activities Debt
As of June 30, 2008

<u>Governmental Unit</u>	<u>Gross General Obligation Debt Outstanding</u>	<u>Percent Applicable To District (1)</u>	<u>Amount Applicable To District</u>
Direct:			
Hamilton City School District			
General Obligation Bonds	\$ 108,185,000	100.00%	\$ 108,185,000
Total Hamilton City School District	<u>\$ 108,185,000</u>		<u>\$ 108,185,000</u>
Overlapping:			
City of Hamilton	34,844,118	92.10%	32,091,647
Butler County	<u>72,294,680</u>	11.24%	<u>8,125,363</u>
Total Overlapping	107,138,798		40,217,010
Total Direct and Overlapping Debt	<u><u>\$ 215,323,798</u></u>		<u><u>\$148,402,010</u></u>

(1) Percent applicable to Hamilton City School District calculated using assessed valuation of the school district area value contained within the noted governmental unit divided by assessed valuation of the governmental unit.

In May 1999, voters approved a 4.4 mill bond issue that generated \$45.0 million for building additions and renovations. The District issued the debt in June 1999.

In November 2007, voters approved a 4.91-mil bond issued that generated \$72.0 million for building additions and renovations.

Overlapping governments with no outstanding debt are not reflected.

Source: Hamilton City School District Records; City of Hamilton 2007 CAFR; Butler County 2007 PAFR; and 2008 Tax Values.

Hamilton City School District
Schedule 11: Legal Debt Margin Information
Last Ten Fiscal Years

	<u>FY 1999</u>	<u>FY 2000</u>	<u>FY 2001</u>	<u>FY 2002</u>
Overall Direct Debt Limitation	63,166,359	69,788,169	71,131,973	72,518,262
Total net debt applicable to 9% limit	47,560,000	45,000,000	44,895,000	44,790,000
Legal debt margin within 9% Limitation	15,606,359	24,788,169	26,236,973	27,728,262
Total net debt applicable to the 9% limit as a percentage of debt limit	75.29%	64.48%	63.12%	61.76%
Unvoted Direct Debt Limitation	701,847	775,423	790,354	805,757
Total net debt applicable to 0.1% limit	-	-	-	450,000
Legal debt margin within 0.1% Limitation	701,847	775,423	790,354	355,757
Total net debt applicable to the 0.1% limit as a percentage of debt limit	0.00%	0.00%	0.00%	55.85%
Energy Conservation Measure Limitation	6,316,636	6,978,817	7,113,197	7,251,826
Total net debt applicable to 0.9% limitation	2,560,000	2,040,000	1,520,000	1,000,000
Legal debt margin within 0.9% Limitation	3,756,636	4,938,817	5,593,197	6,251,826
Total net debt applicable to the 0.9% limit as a percentage of debt limit	40.53%	29.23%	21.37%	13.79%

Source: Butler County Auditor and School District financial records

Ohio Bond Law established a limit of 9% for voted debt:
1/10th of 1% for unvoted debt; and
9/10th of 1% for energy conservation measure debt.

Note: The District received an exemption from the 9% debt limitation from the State of Ohio. Numerous districts across the state of Ohio are exceeding the debt limitation when you participate in the Ohio School Facilities Commission's Classroom Facilities Assistance program because the 9% debt limitation was put in place without considering the possibility that school districts would replace or renovate all of their facilities.

Overall Legal Debt Margin Calculation for Fiscal Year 2007

Assessed Value	\$934,679,210
Overall Debt Limit (9% of Assessed Value)	84,121,129
Debt Applicable to Limit	108,185,000
Overall Legal Debt Margin	<u>\$ (24,063,871)</u>

<u>FY 2003</u>	<u>FY 2004</u>	<u>FY 2005</u>	<u>FY 2006</u>	<u>FY 2007</u>	<u>FY 2008</u>
80,467,276	79,920,249	79,370,327	85,683,913	84,722,258	84,121,129
43,890,000	42,765,000	41,625,000	39,975,000	110,550,000	108,185,000
36,577,276	37,155,249	37,745,327	45,708,913	(25,827,742)	(24,063,871)
54.54%	53.51%	52.44%	46.65%	130.49%	128.61%
894,080	888,002	881,892	952,043	941,358	934,679
375,000	300,000	-	-	-	-
519,080	588,002	881,892	952,043	941,358	934,679
41.94%	33.78%	0.00%	0.00%	0.00%	0.00%
8,046,728	7,992,025	7,937,033	8,568,391	8,472,226	8,412,113
500,000	-	-	-	-	-
7,546,728	7,992,025	7,937,033	8,568,391	8,472,226	8,412,113
6.21%	0.00%	0.00%	0.00%	0.00%	0.00%

Hamilton City School District
Schedule 12: Demographic and Economic Statistics
Last Ten Calendar Years

<u>Calendar Year</u>	<u>City of Hamilton Population</u>	<u>Personal Income (Butler County Area)</u>	<u>Per Capita Income (Butler County Area)</u>	<u>Unemployment Rate (Butler County Area)</u>
1998	61,100	1,593,426,900	26,079	3.4%
1999	61,810	1,698,229,750	27,475	3.2%
2000	60,690	1,736,462,280	28,612	3.6%
2001	60,690	1,756,914,810	28,949	4.0%
2002	60,690	1,785,196,350	29,415	5.3%
2003	60,690	1,838,724,930	30,297	5.4%
2004	60,690	1,812,446,160	29,864	5.4%
2005	60,690	1,921,566,780	31,662	5.3%
2006	60,690	2,022,190,800	33,320	5.6%
2007	60,690	N/A - a	N/A - a	5.1%

Source: Butler County CAFR; City of Hamilton CAFR

a - The per capita income or Butler County was not published in the 2007 Butler County CAFR. This will be updated next year.

**Hamilton City School District
Schedule 13: Principal Employers
Current and 8 Years Ago**

<u>Employer</u>	<u>Type of Business</u>	<u>1999</u>			<u>2007</u>		
		<u>Employees</u>	<u>Rank</u>	<u>Percent of Total Employment</u>	<u>Employees</u>	<u>Rank</u>	<u>Percent of Total Employment</u>
Fort Hamilton Hospital	Health Care	1,100	2	3.35%	1,250	1.00	4.03%
Butler County	Government	900	3	2.74%	900	2.00	2.90%
Smart Paper, LLC	Manufacturing			-	525	3.00	1.69%
Valeo Climate Control	Manufacturing	290	9	0.88%	450	4.00	1.45%
Ohio Casualty Group	Insurance	350	7	1.07%	400	5.00	1.29%
First Financial Bank	Financial			-	400	6.00	1.29%
Meijer, Inc.	Retail	460	6	1.40%	325	7.00	1.05%
ThyssenKrupp Bilstein of America	Manufacturing			-	300	8.00	0.97%
The Kroger Co.	Groceries	-		-	300	9.00	0.97%
Champion International	Manufacturing	1,400	1	4.27%		0.00	
City of Hamilton	Government	750	4	2.29%		0.00	
Mercy Hospital	Health Care	650	5	1.98%		0.00	
General Electric	Manufacturing	300	8	0.91%		0.00	
		6,200		18.90%	4,850		16.78%

Source: City of Hamilton, Economic Development Department.

Hamilton City School District
Schedule 14: Full-Time Equivalent District Employees by Function
Last Ten Fiscal Years

	Fiscal Year									
	1999	2000	2001	2002	2003	2004	2005	2006	2007	2008
Instruction:										
Regular	465	481	489	490	515	491	477	487	476	470
Special	163	163	174	172	152	148	153	163	161	154
Vocational	40	39	40	29	28	26	26	24	23	23
Adult/Continuing	11	12	13	11	11	12	12	12	11	10
Other	-	-	-	-	-	-	-	-	-	-
Total Instruction	679	695	716	702	706	677	668	686	671	657
Support Services:										
Pupils	83	89	92	92	95	97	99	101	101	107
Instructional Staff	113	120	139	149	143	144	155	152	152	143
Board of Education	5	5	5	5	5	5	5	5	5	5
Administration	70	74	74	75	77	78	81	80	79	85
Fiscal	9	9	9	9	10	9	9	10	8	9
Business	16	19	18	20	17	14	13	13	12	4
Operations and Maintenance	86	95	93	105	117	120	124	111	108	103
Pupil Transportation	52	55	57	69	75	62	74	61	56	62
Central	4	4	4	3	3	2	2	2	2	2
Total Support Services	438	470	491	527	542	531	562	535	523	520
Non-Instructional Services										
Food Service Operations	95	87	95	88	93	93	90	94	91	39
Community Services	17	17	19	19	18	13	14	13	14	2
Other	-	-	-	-	-	-	-	-	-	-
Extracurricular Activities	5	2	6	5	7	12	9	14	10	17
Total Non-Instructional Services	117	106	120	112	118	118	113	121	115	58
Total	1,234	1,271	1,327	1,341	1,366	1,326	1,343	1,342	1,309	1,235

Hamilton City School District
Schedule 15: Operating Statistics
Last Ten Fiscal Years

Fiscal Year	Enrollment	Operating Expenditures	Cost Per Pupil	Percentage Change	Expenses	Cost Per Pupil	Percentage Change	Teaching Staff	Pupil-Teacher Ratio	Economically Disadvantaged Percentage
1999	10,082	58,671,307	5,819	8.57%	N/A	N/A	N/A	579	17.40	17.20%
2000	9,463	62,424,632	6,597	6.01%	N/A	N/A	N/A	588	16.10	44.70%
2001	9,363	65,454,010	6,991	4.63%	N/A	N/A	N/A	554	16.90	44.90%
2002	9,244	70,313,662	7,606	6.91%	N/A	N/A	N/A	615	15.03	45.30%
2003	9,192	74,822,035	8,140	6.03%	80,323,265	8,738	N/A	553	16.62	45.60%
2004	9,297	78,793,042	8,475	5.04%	83,338,787	8,964	3.62%	561	16.57	47.80%
2005	9,196	82,513,534	8,973	4.51%	79,061,284	8,597	-5.41%	513	17.93	50.50%
2006	9,024	87,123,296	9,655	5.29%	91,098,386	10,095	13.21%	507	17.80	53.60%
2007	8,956	88,479,092	9,879	1.53%	95,792,979	10,696	4.90%	490	18.28	52.60%
2008	9,080	89,740,078	9,883	1.41%	100,494,193	11,068	4.68%	503	18.05	57.10%

Source: Nonfinancial information from district records, Local Report Card

Notes: Operating expenditures are total expenditures less debt service and capital outlays.

N/A = Not available

Hamilton City School District
Schedule 16: School Building Information
Last Ten Fiscal Years

	Fiscal Year									
	1999	2000	2001	2002	2003	2004	2005	2006	2007	2008
Instructional Buildings:										
Adams Elementary (1953)										
Square Feet	53,602	53,602	53,602	53,602	53,602	53,602	53,602	53,602	53,602	53,602
Acreage	6.60	6.60	6.60	6.60	6.60	6.60	6.60	6.60	6.60	6.60
Enrollment	445	453	478	456	504	520	547	526	512	512
Buchanan Elementary (1929)										
Square Feet	36,849	36,849	36,849	36,849	36,849	36,849	36,849	36,849	36,849	36,849
Acreage	4.50	4.50	4.50	4.50	4.50	4.50	4.50	4.50	4.50	4.50
Enrollment	267	276	280	288	271	290	280	279	310	310
Cleveland Elementary (1959)										
Square Feet	38,565	38,565	38,565	38,565	38,565	38,565	38,565	38,565	38,565	38,565
Acreage	9.50	9.50	9.50	9.50	9.50	9.50	9.50	9.50	9.50	9.50
Enrollment	366	411	380	390	406	422	381	408	407	407
Fillmore Elementary (1929)										
Square Feet	49,832	49,832	49,832	49,832	49,832	49,832	49,832	49,832	49,832	49,832
Acreage	9.40	9.40	9.40	9.40	9.40	9.40	9.40	9.40	9.40	9.40
Enrollment	583	566	641	653	653	615	636	613	659	659
Grant Elementary (1954)										
Square Feet	20,861	20,861	20,861	20,861	20,861	20,861	20,861	20,861	20,861	20,861
Acreage	6.20	6.20	6.20	6.20	6.20	6.20	6.20	6.20	6.20	6.20
Enrollment	172	169	166	168	173	162	156	157	153	153
Harrison Elementary (1952)										
Square Feet	53,944	53,944	53,944	53,944	53,944	53,944	53,944	53,944	53,944	53,944
Acreage	5.50	5.50	5.50	5.50	5.50	5.50	5.50	5.50	5.50	5.50
Enrollment	374	386	378	374	385	389	383	374	378	378
Hayes Elementary (1958)										
Square Feet	27,866	27,866	27,866	27,866	27,866	27,866	27,866	27,866	27,866	27,866
Acreage	30.00	30.00	30.00	30.00	30.00	30.00	30.00	30.00	30.00	30.00
Enrollment	331	341	371	347	334	348	343	336	321	321
Jefferson Elementary (1951)										
Square Feet	63,918	63,918	63,918	63,918	63,918	63,918	63,918	63,918	63,918	63,918
Acreage	2.70	2.70	2.70	2.70	2.70	2.70	2.70	2.70	2.70	2.70
Enrollment	403	399	373	360	386	403	370	366	367	367
Jefferson Annex (1904)										
Square Feet	18,261	18,261	18,261	18,261	18,261	18,261	18,261	18,261	18,261	18,261
Acreage	Note 1	Note 1	Note 1	Note 1	Note 1	Note 1	Note 1	Note 1	Note 1	Note 1
Lincoln Elementary (1909)										
Square Feet	65,567	65,567	65,567	65,567	65,567	65,567	65,567	65,567	65,567	65,567
Acreage	3.60	3.60	3.60	3.60	3.60	3.60	3.60	3.60	3.60	3.60
Enrollment	577	550	558	537	544	556	562	521	499	499
Madison Elementary (1955)										
Square Feet	44,729	44,729	44,729	44,729	44,729	44,729	44,729	44,729	44,729	44,729
Acreage	1.00	1.00	1.00	1.00	1.00	1.00	1.00	1.00	1.00	1.00
Enrollment	340	322	295	298	266	287	268	266	257	257
McKinley Kindergarten (1957)										
Square Feet	14,944	14,944	14,944	14,944	14,944	14,944	14,944	14,944	14,944	14,944
Acreage	5.70	5.70	5.70	5.70	5.70	5.70	5.70	5.70	5.70	5.70
Enrollment	262	224	165	179	181	186	177	169	189	189
Monroe Elementary (1959)										
Square Feet	23,976	23,976	23,976	23,976	23,976	23,976	23,976	23,976	23,976	23,976
Acreage	8.50	8.50	8.50	8.50	8.50	8.50	8.50	8.50	8.50	8.50
Enrollment	249	270	254	263	275	260	260	250	272	272
Pierce Elementary (1929)										
Square Feet	50,853	50,853	50,853	50,853	50,853	50,853	50,853	50,853	50,853	50,853
Acreage	4.70	4.70	4.70	4.70	4.70	4.70	4.70	4.70	4.70	4.70
Enrollment	406	434	419	402	408	425	434	407	414	414
Van Buren Elementary (1955)										
Square Feet	39,617	39,617	39,617	39,617	39,617	39,617	39,617	39,617	39,617	39,617
Acreage	11.70	11.70	11.70	11.70	11.70	11.70	11.70	11.70	11.70	11.70
Enrollment	372	377	388	362	389	388	370	400	391	391
Garfield Middle School (1959) - Note 2										
Square Feet	126,844	126,844	126,844	126,844	126,844	126,844	126,844	126,844	126,844	126,844
Acreage	34.00	34.00	34.00	34.00	34.00	34.00	34.00	34.00	34.00	34.00
Enrollment	916	879	896	825	873	851	791	791	694	694
Wilson Middle School (1934)										
Square Feet	98,649	98,649	98,649	98,649	98,649	98,649	98,649	98,649	98,649	98,649
Acreage	26.80	26.80	26.80	26.80	26.80	26.80	26.80	26.80	26.80	26.80
Enrollment	845	874	824	824	806	790	632	634	552	552

	Fiscal Year									
	1999	2000	2001	2002	2003	2004	2005	2006	2007	2008
Instructional Buildings (Continued):										
Freshman School (2003)										
Square Feet	-	-	-	-	-	-	-	121,625	121,625	121,625
Acreage	-	-	-	30.00	30.00	30.00	30.00	30.00	30.00	30.00
Enrollment	-	-	-	-	-	-	676	660	713	713
Hamilton High (1959)										
Square Feet	139,469	139,469	139,469	139,469	139,469	139,469	139,469	139,469	139,469	139,469
Acreage	33.90	33.90	33.90	33.90	33.90	33.90	33.90	33.90	33.90	33.90
Enrollment	2,420	2,067	2,030	2,075	1,864	1,955	1,814	1,798	1,598	1,598
Job Development Center (1985) - Note 3										
Square Feet	62,126	62,126	62,126	62,126	62,126	62,126	62,126	62,126	62,126	62,126
Acreage	Note 4	Note 4	Note 4	Note 4	Note 4	Note 4	Note 4	Note 4	Note 4	Note 4
Other Buildings / Property										
Administration and Training Center (1923)										
Square Feet	-	-	20,680	20,680	20,680	20,680	20,680	20,680	20,680	20,680
Acreage	-	-	1.00	1.00	1.00	1.00	1.00	1.00	1.00	1.00
Old Administration Building (1889)										
Square Feet	12,250	12,250	12,250	12,250	12,250	12,250	12,250	12,250	12,250	12,250
Acreage	-	-	-	-	-	-	-	-	-	-
Food Service										
Square Feet	7,506	7,506	7,506	7,506	7,506	7,506	7,506	7,506	7,506	7,506
Acreage	-	-	-	-	-	-	-	-	-	-
Maintenance Department (1950)										
Square Feet	14,514	14,514	14,514	14,514	14,514	14,514	14,514	14,514	14,514	14,514
Acreage	10.00	10.00	10.00	10.00	10.00	10.00	10.00	10.00	10.00	10.00
Transportation Department (1950)										
Square Feet	14,436	14,436	14,436	14,436	14,436	14,436	14,436	14,436	14,436	14,436
Acreage	Note 6	Note 6	Note 6	Note 6	Note 6	Note 6	Note 6	Note 6	Note 6	Note 6
Mark Avenue Soccer Field										
Acreage	8.26	8.26	8.26	8.26	8.26	8.26	8.26	8.26	8.26	8.26
Smalley Blvd - Undeveloped										
Acreage	9.13	9.13	9.13	9.13	9.13	9.13	9.13	9.13	9.13	9.13
Timberhill Dr. - Undeveloped										
Acreage	11.00	11.00	11.00	11.00	11.00	11.00	11.00	11.00	11.00	11.00
Washington Blvd. - Undeveloped										
Acreage	-	-	-	-	-	-	23.00	23.00	23.00	23.00
Ridgeway Elementary Site - Under Construction										
Acreage	-	-	-	-	-	-	-	-	-	12.12
Fairwood Elementary Site - Under Construction										
Acreage	-	-	-	-	-	-	-	-	-	9.67
Crawford Woods Elementary Site - Under Construction										
Acreage	-	-	-	-	-	-	-	-	-	11.86
Bridgeport Elementary Site - Under Construction										
Acreage	-	-	-	-	-	-	-	-	-	28.00

Source: School District Records, Ohio Department of Education Reports

Notes:

- 1 Jefferson Elementary School and Jefferson Annex share a common site.
- 2 Garfield Middle School site is leased from Butler County.
- 3 The Job Development Center is leased from Miami University, Oxford, Ohio.
- 4 The Job Development Center and the Hamilton High School share a common site (which is owned by the District).
- 5 The Maintenance and Transportation Departments share a common site.

533 Dayton Street, P.O. Box 627, Hamilton, Ohio 45012
(513) 887-5000

*Hamilton City Schools offer Equal Educational and Employment Opportunities
without regard to race, color, national origin, age, sex or handicap.*



Mary Taylor, CPA
Auditor of State

HAMILTON CITY SCHOOL DISTRICT
BUTLER COUNTY

CLERK'S CERTIFICATION

This is a true and correct copy of the report which is required to be filed in the Office of the Auditor of State pursuant to Section 117.26, Revised Code, and which is filed in Columbus, Ohio.

Susan Babbitt

CLERK OF THE BUREAU

CERTIFIED
MARCH 17, 2009