



Dave Yost • Auditor of State

FULTON COUNTY
TABLE OF CONTENTS

TITLE	PAGE
Independent Accountants' Report.....	1
Management's Discussion and Analysis.....	3
Basic Financial Statements:	
Government-Wide Financial Statements:	
Statement of Net Assets	17
Statement of Activities	18
Fund Financial Statements:	
Balance Sheet - Governmental Funds.....	20
Reconciliation of Total Governmental Fund Balances to Net Assets of Governmental Activities.....	22
Statement of Revenues, Expenditures, and Changes in Fund Balances - Governmental Funds	24
Reconciliation of Statement of Revenues, Expenditures, and Changes in Fund Balances of Governmental Funds to the Statement of Activities	26
Statement of Revenues, Expenditures and Changes in Fund Balance - Budget and Actual (Non GAAP Budgetary Basis) - General Fund	27
Motor Vehicle and Gas Tax Fund	28
Board of Developmental Disabilities	29
EMS Advanced and Basic Life Services	30
Statement of Fund Net Assets – Proprietary Funds	31
Statement of Revenues, Expenses and Change in Fund Net Assets	32
Statement of Cash Flows – Proprietary Funds	33
Statement of Fiduciary Net Assets - Fiduciary Funds	35
Notes to the Basic Financial Statements	37
Schedule of Federal Awards Expenditures.....	77
Notes to Schedule of Federal Awards Expenditures	80
Independent Accountants' Report on Internal Control over Financial Reporting and on Compliance and Other Matters Required by <i>Government Auditing Standards</i>	81
Independent Accountants' Report on Compliance with Requirements Applicable to Major Federal Programs and Internal Control Over Compliance in Accordance with <i>OMB Circular A-133</i>	83

FULTON COUNTY
TABLE OF CONTENTS
(Continued)

TITLE	PAGE
Schedule of Findings.....	85
Corrective Action Plan.....	87
Schedule of Prior Audit Findings.....	89



Dave Yost • Auditor of State

INDEPENDENT ACCOUNTANTS' REPORT

Fulton County
152 South Fulton Street, Suite 165
Wauseon, Ohio 43567

To the Board of Commissioners:

We have audited the accompanying financial statements of the governmental activities, the business-type activities, each major fund, and the aggregate remaining fund information of Fulton County, Ohio (the County), as of and for the year ended December 31, 2010, which collectively comprise the County's basic financial statements as listed in the table of contents. These financial statements are the responsibility of the County's management. Our responsibility is to express opinions on these financial statements based on our audit.

We conducted our audit in accordance with auditing standards generally accepted in the United States of America and the standards applicable to financial audits contained in the Comptroller General of the United States' *Government Auditing Standards*. Those standards require that we plan and perform the audit to reasonably assure whether the financial statements are free of material misstatement. An audit includes examining, on a test basis, evidence supporting the amounts and disclosures in the financial statements. An audit also includes assessing the accounting principles used and significant estimates made by management, as well as evaluating the overall financial statement presentation. We believe our audit provides a reasonable basis for our opinions.

In our opinion, the financial statements referred to above present fairly, in all material respects, the respective financial position of the governmental activities, the business-type activities, each major fund, and the aggregate remaining fund information of Fulton County as of December 31, 2010, and the respective changes in financial position and where applicable, cash flows, thereof and the respective budgetary comparisons for the General, Motor Vehicle and Gas Tax, County Board of Developmental Disabilities, and Emergency Medical Services Advanced and Basic Life Services Funds for the year then ended in conformity with accounting principles generally accepted in the United States of America.

In accordance with *Government Auditing Standards*, we have also issued our report dated September 15, 2011, on our consideration of the County's internal control over financial reporting and our tests of its compliance with certain provisions of laws, regulations, contracts and grant agreements and other matters. While we did not opine on the internal control over financial reporting or on compliance, that report describes the scope of our testing of internal control over financial reporting and compliance and the results of that testing. That report is an integral part of an audit performed in accordance with *Government Auditing Standards*. You should read it in conjunction with this report in assessing the results of our audit.

Accounting principles generally accepted in the United States of America require this presentation to include *Management's discussion and analysis*, as listed in the table of contents, to supplement the basic financial statements. Although this information is not part of the basic financial statements, the Governmental Accounting Standards Board considers it essential for placing the basic financial statements in an appropriate operational, economic, or historical context. We have applied certain limited procedures to the required supplementary information in accordance with auditing standards generally accepted in the United States of America, which consisted of inquiries of management about the methods of preparing the information and comparing the information for consistency with management's responses to our inquiries, the basic financial statements, and other knowledge we obtained during our audit of the basic financial statements. We do not express an opinion or provide any assurance on the information because the limited procedures do not provide us with sufficient evidence to express an opinion or provide any other assurance.

We conducted our audit to opine on the financial statements that collectively comprise the County's basic financial statements taken as a whole. The schedule of federal awards expenditures provides additional information required by the U.S. Office of Management and Budget Circular A-133, *Audits of States, Local Governments, and Non-Profit Organizations*, and is not a required part of the basic financial statements. The schedule of federal awards expenditures is management's responsibility, and was derived from and relates directly to the underlying accounting and other records used to prepare the basic financial statements. This schedule was subject to the auditing procedures we applied to the basic financial statements. We also applied certain additional procedures, including comparing and reconciling this information directly to the underlying accounting and other records used to prepare the basic financial statements or to the basic financial statements themselves, in accordance with auditing standards generally accepted in the United States of America. In our opinion, this information is fairly stated in all material respects in relation to the basic financial statements taken as a whole.



Dave Yost
Auditor of State

September 15, 2011

FULTON COUNTY, OHIO
MANAGEMENT'S DISCUSSION AND ANALYSIS
FOR THE YEAR ENDED DECEMBER 31, 2010
UNAUDITED

The management's discussion and analysis of Fulton County's (the "County") financial performance provides an overall review of the County's financial activities for the year ended December 31, 2010. The intent of this discussion and analysis is to look at the County's financial performance as a whole; readers should also review the notes to the basic financial statements and financial statements to enhance their understanding of the County's financial performance.

Financial Highlights

Key financial highlights for 2010 are as follows:

- The total net assets of the County increased \$11,303,053. Net assets of governmental activities increased \$6,950,704, which represents a 10.06% increase from 2009. Net assets of business-type activities increased \$4,352,349 or 24.31% from 2009.
- General revenues accounted for \$18,900,203 or 49.11% of total governmental activities revenue. Program specific revenues accounted for \$19,587,294 or 50.89% of total governmental activities revenue of \$38,487,497.
- The County had \$31,422,262 in expenses related to governmental activities; \$19,587,294 of these expenses was offset by program specific charges for services, grants or contributions. General revenues (primarily taxes) of \$18,900,203 were adequate to provide for these programs.
- The general fund, the County's largest major fund, had revenues and other financing sources of \$11,982,373 in 2010, an increase of \$1,933,622 or 19.25% from 2009 revenues and other financing sources. The expenditures and other financing uses of the general fund were \$9,967,563 in 2010, a decrease of \$439,381 or 4.23% from 2009. The general fund balance increased \$2,014,810 from 2009 to 2010.
- The motor vehicle and gas tax fund, a County major fund, had revenues of \$4,930,823 in 2010. The motor vehicle and gas tax fund had expenditures of \$4,234,820 in 2010. The motor vehicle and gas tax fund balance increased \$696,003 from 2009 to 2010.
- The county board of developmental disabilities (the "county board of DD") fund, a County major fund, had revenues and other financing sources of \$5,144,243 in 2010. The county board of DD had expenditures of \$4,154,027 in 2010. The county board of DD fund balance increased \$990,216 from 2009 to 2010.
- The emergency medical system advanced and basic ("EMS A&B") life services fund, a County major fund, had revenues of \$2,543,183 in 2010. The EMS advanced and basic life services fund had expenditures of \$2,139,506 in 2010. The EMS A&B life services fund balance increased \$403,677 from 2009 to 2010.
- The County had two major proprietary funds. The net assets for the water fund increased in 2010 by \$4,179,507 or 35.33%. Net assets for the sewer fund increased in 2010 by \$143,538 or 2.39%.
- In the general fund, the actual revenues and other financing sources came in \$1,295,835 higher than they were originally budgeted and actual expenditures and other financing uses were \$487,365 less than the amount in the original budget. These positive variances are a result of the County's conservative budgeting process.

FULTON COUNTY, OHIO
MANAGEMENT'S DISCUSSION AND ANALYSIS
FOR THE YEAR ENDED DECEMBER 31, 2010
UNAUDITED

Using this Basic Financial Statements (BFS)

This annual report consists of a series of financial statements and notes to those statements. These statements are organized so the reader can understand the County as a financial whole, an entire operating entity. The statements then proceed to provide an increasingly detailed look at specific financial activities.

The statement of net assets and statement of activities provide information about the activities of the whole County, presenting both an aggregate view of the County's finances and a longer-term view of those finances. Fund financial statements provide the next level of detail. For governmental funds, these statements tell how services were financed in the short-term as well as what remains for future spending. The fund financial statements also look at the County's most significant funds with all other nonmajor funds presented in total in one column. In the case of the County, there are four major governmental funds. The general fund is the largest major fund.

Reporting the County as a Whole

Statement of Net Assets and the Statement of Activities

The statement of net assets and the statement of activities answer the question, "How did we do financially during 2010?" These statements include all assets, liabilities, revenues and expenses using the accrual basis of accounting similar to the accounting used by most private-sector companies. This basis of accounting will take into account all of the current year's revenues and expenses regardless of when cash is received or paid.

These two statements report the County's net assets and changes in those assets. This change in net assets is important because it tells the reader that, for the County as a whole, the financial position of the County has improved or diminished. The causes of this change may be the result of many factors, some financial, some not. Non-financial factors include the County's property tax base, current property tax laws in Ohio restricting revenue growth, facility conditions and other factors.

In the statement of net assets and the statement of activities, the County is divided into two distinct kinds of activities:

Governmental activities - Most of the County's programs and services are reported here including human services, health, public safety, public works and general government. These services are funded primarily by taxes and intergovernmental revenues including federal and State grants and other shared revenues.

Business-type activities - These services are provided on a charge for goods or services basis to recover all or a significant portion of the expenses of the goods or services provided.

Reporting the County's Most Significant Funds

Fund Financial Statements

A fund is a grouping of related accounts that is used to maintain control over resources that have been segregated for specific activities or objectives. The County, like other state and local governments, uses fund accounting to ensure and demonstrate compliance with finance-related legal requirements. All of the funds of the County can be divided into three categories: governmental funds, proprietary funds, and fiduciary funds.

FULTON COUNTY, OHIO
MANAGEMENT'S DISCUSSION AND ANALYSIS
FOR THE YEAR ENDED DECEMBER 31, 2010
UNAUDITED

Fund financial reports provide detailed information about the County's major funds. The County uses many funds to account for a multitude of financial transactions. However, these fund financial statements focus on the County's most significant funds. The County's major governmental funds are the general, motor vehicle and gas tax, board of developmental disabilities (county board of DD), and EMS advanced and basic (EMS A&B) life services funds.

Governmental Funds

Governmental funds are used to account for essentially the same functions reported as governmental activities in the government-wide financial statements. However, unlike the government-wide financial statements, governmental fund financial statements focus on near-term inflows and outflows of spendable resources, as well as on balances of spendable resources available at the end of the year. Such information may be useful in evaluating a government's near-term financing requirements.

Because the focus of the governmental funds is narrower than that of the government-wide financial statements, it is useful to compare the information presented for governmental funds with similar information presented for governmental activities in the government-wide financial statements. By doing so, the readers may better understand the long-term impact of the government's near-term financing decisions. Both the governmental fund balance sheet and the governmental fund statement of revenues, expenditures, and changes in fund balances provide a reconciliation to facilitate this comparison between governmental funds and governmental activities.

The County maintains a multitude of individual governmental funds. Information is presented separately in the governmental fund balance sheet and in the governmental statement of revenues, expenditures, and changes in fund balances for the major funds, which were identified earlier. Data from the other governmental funds are combined into a single, aggregated presentation.

Proprietary Funds

The County maintains two different types of proprietary funds. Enterprise funds are used to report the same functions presented as business-type activities in the government-wide financial statements. The County uses enterprise funds to account for its water, sewer, solid waste incinerator and recycling operations. The internal service funds used to accumulate and allocate costs intentionally for mapping services and information technology provided to other departments.

Fiduciary Funds

Fiduciary funds are used to account for resources held for the benefit of parties outside the County. Fiduciary funds are not reflected in the government-wide financial statements because the resources of those funds are not available to support the County's own programs. The accounting used for fiduciary funds is much like that used for proprietary funds.

Notes to the Basic Financial Statements

The notes provide additional information that is essential to a full understanding of the data provided in the government-wide and fund financial statements.

Government-Wide Financial Analysis

Recall that the statement of net assets provides the perspective of the County as a whole.

The table below provides a summary of the County's net assets for 2010 and 2009.

FULTON COUNTY, OHIO

**MANAGEMENT'S DISCUSSION AND ANALYSIS
FOR THE YEAR ENDED DECEMBER 31, 2010
UNAUDITED**

Net Assets

	Governmental Activities 2010	Business-type Activities 2010	Governmental Activities 2009	Business-type Activities 2009	2010 Total	2009 Total
Assets:						
Current and other assets	\$ 40,436,749	\$ 4,018,965	\$ 35,325,965	\$ 3,201,769	\$ 44,455,714	\$ 38,527,734
Capital assets, net	<u>42,739,673</u>	<u>24,126,472</u>	<u>41,489,661</u>	<u>19,975,045</u>	<u>66,866,145</u>	<u>61,464,706</u>
Total assets	<u>83,176,422</u>	<u>28,145,437</u>	<u>76,815,626</u>	<u>23,176,814</u>	<u>111,321,859</u>	<u>99,992,440</u>
Liabilities:						
Long-term liabilities	3,276,368	5,578,452	3,355,317	5,080,431	8,854,820	8,435,748
Other liabilities	<u>7,830,009</u>	<u>305,197</u>	<u>8,340,968</u>	<u>186,944</u>	<u>8,135,206</u>	<u>8,527,912</u>
Total liabilities	<u>11,106,377</u>	<u>5,883,649</u>	<u>11,696,285</u>	<u>5,267,375</u>	<u>16,990,026</u>	<u>16,963,660</u>
Net assets:						
Invested in capital assets, net of related debt	41,166,896	19,242,863	40,059,008	15,712,766	60,409,759	55,771,774
Restricted	25,601,324	-	22,108,618	-	25,601,324	22,108,618
Unrestricted	<u>5,301,825</u>	<u>3,018,925</u>	<u>2,951,715</u>	<u>2,196,673</u>	<u>8,320,750</u>	<u>5,148,388</u>
Total net assets	<u>\$ 72,070,045</u>	<u>\$ 22,261,788</u>	<u>\$ 65,119,341</u>	<u>\$ 17,909,439</u>	<u>\$ 94,331,833</u>	<u>\$ 83,028,780</u>

Over time, net assets can serve as a useful indicator of a government's financial position. At December 31, 2010, the County's assets exceeded liabilities by \$94,331,833. This amounts to \$72,070,045 in governmental activities and \$22,261,788 in business-type activities. The County's finances remained strong during 2010.

Capital assets reported on the government-wide statements represent the largest portion of the County's net assets. At year-end, capital assets represented 60.07% of total governmental and business-type assets. Capital assets include land, construction in progress, land improvements, buildings and improvements, furniture and equipment, vehicles and infrastructure. Capital assets, net of related debt to acquire the assets at December 31, 2010, were \$60,409,759. These capital assets are used to provide services to citizens and are not available for future spending. Although the County's investment in capital assets is reported net of related debt, it should be noted that the resources to repay the debt must be provided from other sources, since capital assets may not be used to liquidate these liabilities.

As of December 31, 2010, the County is able to report positive balances in all three categories of net assets for the governmental activities and business-type activities.

A portion of the County's net assets, \$25,601,324 or 27.14%, represents resources that are subject to external restrictions on how they may be used. The remaining balance of unrestricted net assets of \$8,320,750 may be used to meet the government's ongoing obligations to citizens and creditors.

The table below shows the changes in net assets for fiscal years 2010 and 2009.

FULTON COUNTY, OHIO

MANAGEMENT'S DISCUSSION AND ANALYSIS
FOR THE YEAR ENDED DECEMBER 31, 2010
UNAUDITED

	Change in Net Assets					
	Governmental	Business-type	Governmental	Business-type	2010	2009
	Activities	Activities	Activities	Activities	Total	Total
	2010	2010	2009	2009		
Revenues:						
Program revenues:						
Charges for services and sales	\$ 5,588,170	\$ 2,594,773	\$ 5,491,244	\$ 2,134,026	\$ 8,182,943	\$ 7,625,270
Operating grants and contributions	11,600,584	-	11,610,239	-	11,600,584	11,610,239
Capital grants and contributions	<u>2,398,540</u>	<u>4,469,909</u>	<u>594,332</u>	<u>1,345,180</u>	<u>6,868,449</u>	<u>1,939,512</u>
Total program revenues	<u>19,587,294</u>	<u>7,064,682</u>	<u>17,695,815</u>	<u>3,479,206</u>	<u>26,651,976</u>	<u>21,175,021</u>
General revenues:						
Property taxes	7,148,290	-	7,042,008	-	7,148,290	7,042,008
Sales tax	6,120,809	-	4,244,967	-	6,120,809	4,244,967
Unrestricted grants	3,368,506	-	3,223,891	-	3,368,506	3,223,891
Investment earnings	570,981	-	634,795	-	570,981	634,795
Other	<u>1,691,617</u>	<u>296,364</u>	<u>1,422,819</u>	<u>53,636</u>	<u>1,987,981</u>	<u>1,476,455</u>
Total general revenues	<u>18,900,203</u>	<u>296,364</u>	<u>16,568,480</u>	<u>53,636</u>	<u>19,196,567</u>	<u>16,622,116</u>
Total revenues	<u>38,487,497</u>	<u>7,361,046</u>	<u>34,264,295</u>	<u>3,532,842</u>	<u>45,848,543</u>	<u>37,797,137</u>
Expenses:						
Program expenses:						
General government	6,439,608	-	6,856,864	-	6,439,608	6,856,864
Public safety	6,761,938	-	6,559,092	-	6,761,938	6,559,092
Public works	4,580,614	-	4,891,314	-	4,580,614	4,891,314
Health	5,422,171	-	5,249,143	-	5,422,171	5,249,143
Human services	4,858,005	-	6,086,991	-	4,858,005	6,086,991
Economic development	2,617,460	-	1,605,364	-	2,617,460	1,605,364
Other	14,766	-	6,651	-	14,766	6,651
Intergovernmental	661,392	-	805,591	-	661,392	805,591
Interest and fiscal charges	66,308	-	74,793	-	66,308	74,793
Water	-	2,414,018	-	2,666,450	2,414,018	2,666,450
Sewer	-	450,195	-	520,237	450,195	520,237
Solid waste incinerator	-	243,107	-	227,232	243,107	227,232
Recycling	-	15,908	-	128,628	15,908	128,628
Total expenses	<u>31,422,262</u>	<u>3,123,228</u>	<u>32,135,803</u>	<u>3,542,547</u>	<u>34,545,490</u>	<u>35,678,350</u>
Transfers	<u>(114,531)</u>	<u>114,531</u>	<u>(118,000)</u>	<u>118,000</u>	<u>-</u>	<u>-</u>
Change in net assets	6,950,704	4,352,349	2,010,492	108,295	11,303,053	2,118,787
Net assets at beginning of year	<u>65,119,341</u>	<u>17,909,439</u>	<u>63,108,849</u>	<u>17,801,144</u>	<u>83,028,780</u>	<u>80,909,993</u>
Net assets at end of year	<u>\$ 72,070,045</u>	<u>\$ 22,261,788</u>	<u>\$ 65,119,341</u>	<u>\$ 17,909,439</u>	<u>\$ 94,331,833</u>	<u>\$ 83,028,780</u>

FULTON COUNTY, OHIO
MANAGEMENT'S DISCUSSION AND ANALYSIS
FOR THE YEAR ENDED DECEMBER 31, 2010
UNAUDITED

Governmental Activities

Governmental net assets increased by \$6,950,704 in 2010 from 2009.

General government represents activities related to the governing body as well as activities that directly support County programs. In 2010, general government expenses totaled \$6,439,608, or 20.05% of total governmental expenses. General government programs were supported by \$2,979,239 in direct charges to users and \$4,220 in operating grants and contributions.

The County's largest program was public safety, which primarily supports the operations of the sheriff's department, E-911, emergency medical services, and the EMS advanced & basic life services. The program accounted for \$6,761,938 or 21.52% of total governmental expenses. Public safety programs are primarily supported by revenues from charges to users of services, of \$1,260,528, and operating grants and contributions of \$507,452.

The next largest program is health, which accounted for \$5,422,171 of expenses, or 17.26% of total governmental expenses of the County during 2010. Health programs include the operation of the county board of DD, the senior center and the dog warden and kennel. These expenses were funded in part by \$431,153 in charges to users of services and \$1,345,311 in operating grants and contributions in 2010.

Another significant program is human services, which accounted for \$4,858,005 of expenses, or 15.46% of total governmental expenses of the County during 2010. Human services programs include the operations of the public assistance, public assistance trust, child support enforcement agency and the children services board. These expenses were funded in part by \$701,796 in charges to users of services and \$3,211,490 in operating grants and contributions in 2010.

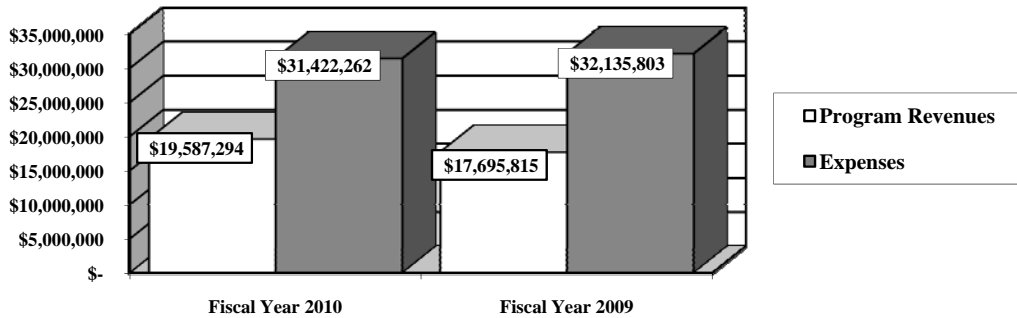
Operating grants and contributions were the largest type of program revenue. The State and federal government contributed revenues of \$11,600,584 in operating grants and contributions. These revenues are restricted to a particular program or purpose. Of the total operating grants and contributions, \$3,211,490, or 27.69%, subsidized human services programs, \$4,078,222 or 35.16%, subsidized public works programs, and \$2,453,889, or 21.16%, subsidized economic development programs. Another type of program revenue is direct charges to users of governmental activities, made up \$5,588,170 or 14.52% of total governmental revenues. These charges for services and sales include fees for charges for services, licenses and permits, and fines and forfeitures related to judicial activities, and rental income.

General revenues totaled \$18,900,203, and amounted to 49.11% of total revenues. These revenues primarily consist of property and sales tax revenue of \$13,269,099, or 70.21% of total general revenues in 2010. Property taxes increased by 1.51% during 2010. Sales tax revenue increased 44.19% in 2010, due to a 0.5% increase in the sales tax rate at the beginning of 2010. The other primary source of general revenues is grants and entitlements not restricted to specific programs which include local government revenue, homestead and rollback and tangible personal property tax reimbursement revenue. Interest earnings decreased during 2010 to \$570,981, or 3%, of total general revenues.

The statement of activities shows the cost of program services and the charges for services and grants offsetting those services. The following table shows, for governmental activities, the total cost of services and the net cost of services for 2010. That is, it identifies the cost of these services supported by tax revenue and unrestricted State grants and entitlements.

FULTON COUNTY, OHIO
MANAGEMENT'S DISCUSSION AND ANALYSIS
FOR THE YEAR ENDED DECEMBER 31, 2010
UNAUDITED

Governmental Activities – Program Revenues vs. Total Expenses



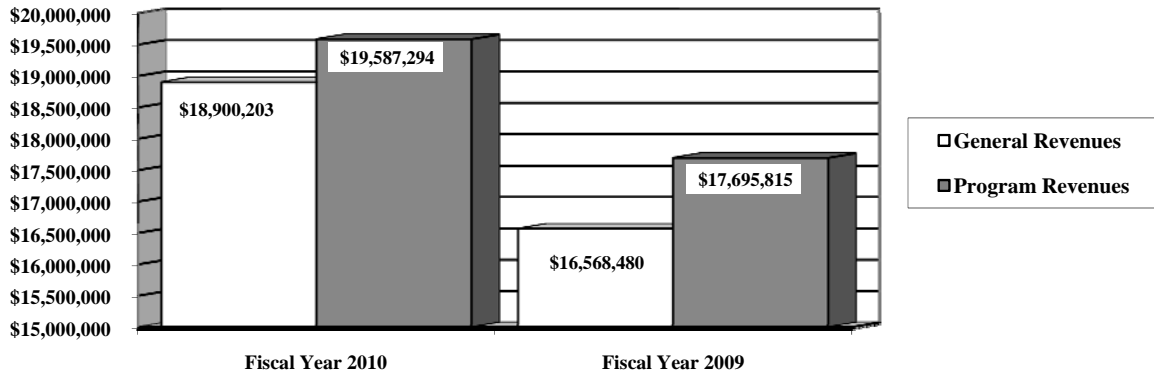
Governmental Activities

	Total Cost of Services 2010	Net Cost of Services 2010	Total Cost of Services 2009	Net Cost of Services 2009
Program expenses:				
General government	\$ 6,439,608	\$ 3,456,149	\$ 6,856,864	\$ 4,069,949
Public safety	6,761,938	4,993,958	6,559,092	4,426,087
Public works	4,580,614	(2,102,832)	4,891,314	227,269
Health	5,422,171	3,645,707	5,249,143	3,926,023
Human services	4,858,005	944,719	6,086,991	787,186
Economic development and assistance	2,617,460	154,801	1,605,364	116,439
Other	14,766	14,766	6,651	6,651
Intergovernmental	661,392	661,392	805,591	805,591
Interest and fiscal charges	66,308	66,308	74,793	74,793
Total	<u>\$ 31,422,262</u>	<u>\$ 11,834,968</u>	<u>\$ 32,135,803</u>	<u>\$ 14,439,988</u>

The dependence upon general revenues for governmental activities is apparent; with 37.67% and 44.94% of expenses supported through taxes and other general revenues during 2010 and 2009, respectively.

FULTON COUNTY, OHIO
MANAGEMENT'S DISCUSSION AND ANALYSIS
FOR THE YEAR ENDED DECEMBER 31, 2010
UNAUDITED

Governmental Activities - General and Program Revenues



Business-Type Activities

The water and sewer funds are the County's two major proprietary funds. The business-type activities had revenues of \$7,361,046 and expenses of \$3,123,228 for 2010. The net assets of these programs increased \$4,352,349 or 24.31% from 2009. During 2010, these programs received \$4,469,909 in capital grants and contributions.

Financial Analysis of the Government's Funds

As noted earlier, the County uses fund accounting to ensure and demonstrate compliance with finance-related legal requirements.

Governmental Funds

The focus of the County's governmental funds is to provide information on near-term inflows, outflows, and balances of spendable resources. Such information is useful in assessing the County's financing requirements. In particular, unreserved fund balance may serve as a useful measure of the County's net resources available for spending at year-end.

The County's governmental funds reported a combined fund balance of \$29,346,533, which is \$5,231,123 greater than last year's total of \$24,115,410. The schedule below indicates the fund balance and the total change in fund balance as of December 31, 2010 and December 31, 2009, for all major and nonmajor governmental funds.

	<u>Fund Balance</u> <u>December 31, 2010</u>	<u>Fund Balance</u> <u>December 31, 2009</u>	<u>Increase</u>
Major funds:			
General	\$ 5,868,345	\$ 3,853,535	\$ 2,014,810
Motor vehicle and gas tax	2,851,416	2,155,413	696,003
County board of DD	6,566,508	5,576,292	990,216
EMS A & B life services	4,795,534	4,391,857	403,677
Other nonmajor governmental funds	<u>9,264,730</u>	<u>8,138,313</u>	<u>1,126,417</u>
Total	<u>\$ 29,346,533</u>	<u>\$ 24,115,410</u>	<u>\$ 5,231,123</u>

FULTON COUNTY, OHIO
MANAGEMENT'S DISCUSSION AND ANALYSIS
FOR THE YEAR ENDED DECEMBER 31, 2010
UNAUDITED

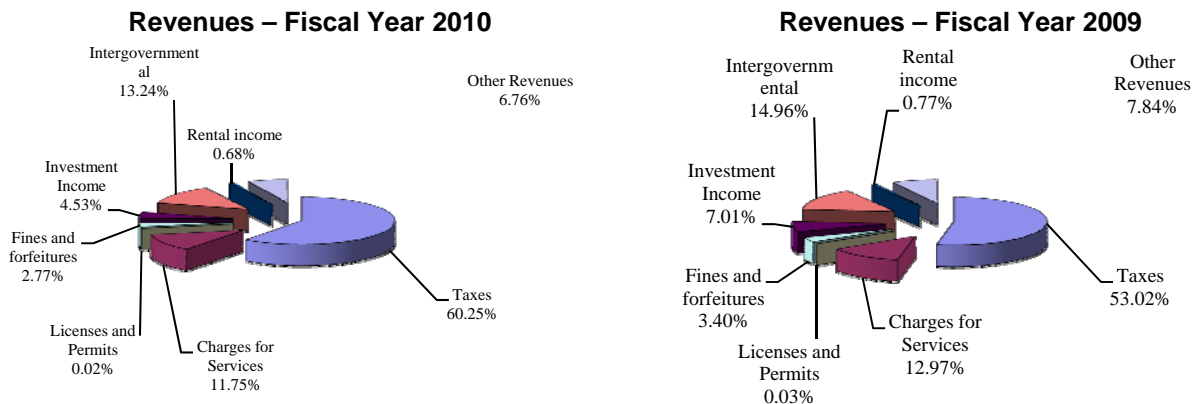
General Fund

The general fund is the operating fund of the County. At the end of the fiscal year, the fund balance of the general fund was \$5,868,345, a 52.29% increase from 2009.

The table that follows assists in illustrating the revenues of the general fund.

	<u>2010</u> <u>Amount</u>	<u>2009</u> <u>Amount</u>	<u>Percentage</u> <u>Change</u>
Revenues:			
Taxes	\$ 7,177,737	\$ 5,289,273	35.70 %
Charges for services	1,399,005	1,294,750	8.05 %
Licenses and permits	2,668	2,298	16.10 %
Fines and forfeitures	330,874	339,116	(2.43) %
Intergovernmental	1,578,483	1,493,217	5.71 %
Investment income	540,260	698,607	(22.67) %
Rental income	80,182	76,281	5.11 %
Other	<u>805,140</u>	<u>782,330</u>	2.92 %
Total	<u>\$ 11,914,349</u>	<u>\$ 9,975,872</u>	19.43 %

Tax revenue represents 60.25% of all general fund revenue. Tax revenue increased by 35.70% from the prior year. This increase is due to a 0.5% increase in the sales tax rate effective January 1, 2010. Charges for services revenue increased 8.05% from 2009. This is primarily due to an increase in charges received for services provided by the County Auditor and County Treasurer. The decrease in investment income was due to decreases in interest rates by the Federal Reserve. Intergovernmental revenue increased 5.71% from 2009 due to more local government receipts received from the State. All other revenue remained comparable to 2009.



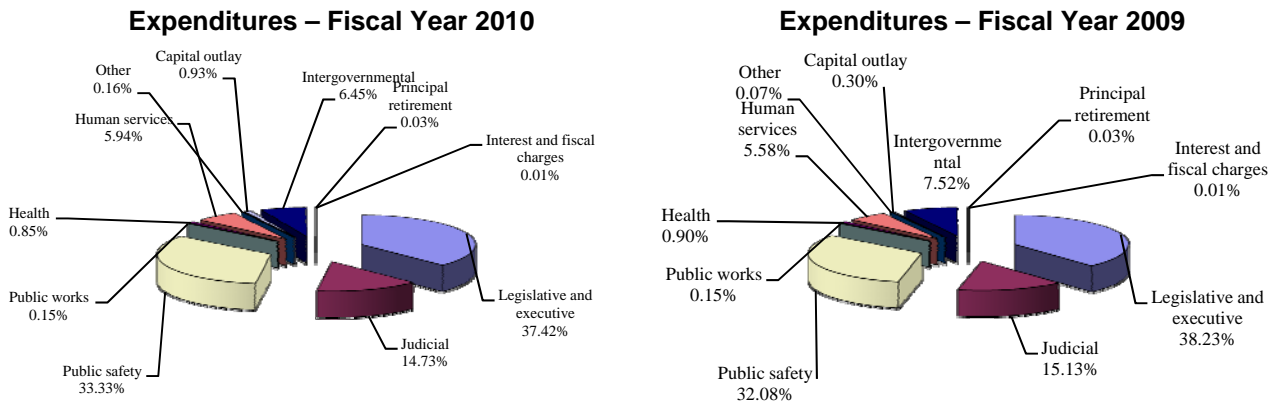
FULTON COUNTY, OHIO

MANAGEMENT'S DISCUSSION AND ANALYSIS
FOR THE YEAR ENDED DECEMBER 31, 2010
UNAUDITED

The table that follows assists in illustrating the expenditures of the general fund.

	<u>2010</u> <u>Amount</u>	<u>2009</u> <u>Amount</u>	<u>Percentage</u> <u>Change</u>
Expenditures:			
General government			
Legislative and executive	\$ 3,576,366	\$ 3,856,309	(7.26) %
Judicial	1,407,629	1,526,478	(7.79) %
Public safety	3,185,007	3,235,422	(1.56) %
Public works	14,340	15,111	(5.10) %
Health	81,160	90,893	(10.71) %
Human services	567,510	562,717	0.85 %
Other	14,766	6,651	122.01 %
Capital outlay	88,177	30,475	189.34 %
Intergovernmental	616,371	758,742	(18.76) %
Principal retirement	3,226	2,678	20.46 %
Interest and fiscal charges	<u>518</u>	<u>622</u>	(16.72) %
Total	<u>\$ 9,555,070</u>	<u>\$10,086,098</u>	(5.26) %

Overall general fund expenditures decreased 5.26% from the prior year, which is mainly due to the County Commissioners making cuts due to the uncertainty of future revenues, particularly revenues to be received from the State. Legislative and executive expenditures decreased \$279,943, which was the largest decrease of any expenditure line item. Judicial expenditures decreased \$118,849 when compared to the prior year. These decreases are due to the County trimming various administrative services.



Motor Vehicle and Gas Tax Fund

The motor vehicle and gas tax fund, a County major fund, had revenues of \$4,930,823 in 2010. The motor vehicle and gas tax fund had expenditures of \$4,234,820 in 2010. The motor vehicle and gas tax fund balance increased \$696,003 from 2009 to 2010. The increase is due to expenditures for public works projects being less than revenues.

FULTON COUNTY, OHIO
MANAGEMENT'S DISCUSSION AND ANALYSIS
FOR THE YEAR ENDED DECEMBER 31, 2010
UNAUDITED

County Board of Developmental Disabilities (County Board of DD)

The county board of DD, a County major fund, had revenues and other financing sources of \$5,144,243 in 2010. The county board of DD had expenditures of \$4,154,027 in 2010. The county board of DD fund balance increased \$990,216 from 2009 to 2010. The increase is due to revenues, consisting mainly of property taxes, exceeding expenditures during 2010.

EMS Advanced and Basic Life Services Fund

The EMS A&B life services fund, a County major fund, had revenues of \$2,543,183. The EMS advanced and basic life services fund had expenditures of \$2,139,506. The EMS advanced and basic life services fund balance increased \$403,677 from 2009 to 2010. This increase is primarily due to revenues, consisting of property taxes and charges for services, exceeding expenditures.

Budgeting Highlights – General Fund

The County's budgeting process is prescribed by the Ohio Revised Code (ORC). Essentially the budget is the County's appropriations which are restricted by the amounts of anticipated revenues certified by the Budget Commission in accordance with the ORC. Therefore, the County's plans or desires cannot be totally reflected in the original budget. If budgeted revenues are adjusted due to actual activity then the appropriations can be adjusted accordingly.

In the general fund, actual revenues and other financing sources of \$11,718,624 exceeded original and final budgeted revenues and other financing sources by \$1,295,835 and \$263,645, respectively. These increases are due to the County's conservative approach to budgeting. Actual expenditures and other financing uses of \$10,299,020 were \$487,365 and \$817,510 less than original and final budgeted appropriations, respectively.

Proprietary Funds

The County's proprietary funds provide the same type of information found in the government-wide financial statements for business-type activities, but in more detail.

Capital Assets and Debt Administration

Capital Assets

At the end of 2010, the County had \$66,866,145 (net of accumulated depreciation) invested in land, construction in progress, land improvements, buildings and improvements, furniture and equipment, vehicles, and infrastructure. Of this total, \$42,739,673 was reported in governmental activities and \$24,126,472 was reported in business-type activities, see Note 10 to the basic financial statements for detail.

The following table shows fiscal 2009 balances compared to 2009:

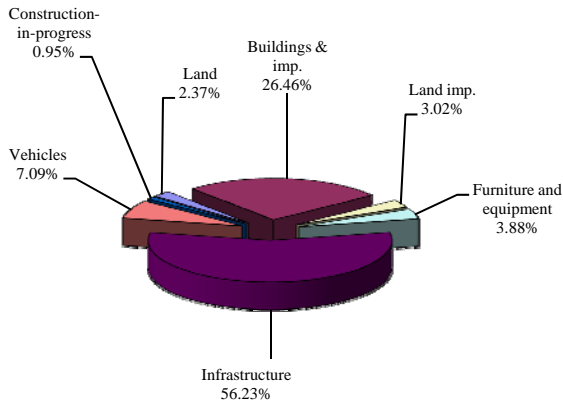
FULTON COUNTY, OHIO
MANAGEMENT'S DISCUSSION AND ANALYSIS
FOR THE YEAR ENDED DECEMBER 31, 2010
UNAUDITED

Capital Assets at December 31
(Net of Depreciation)

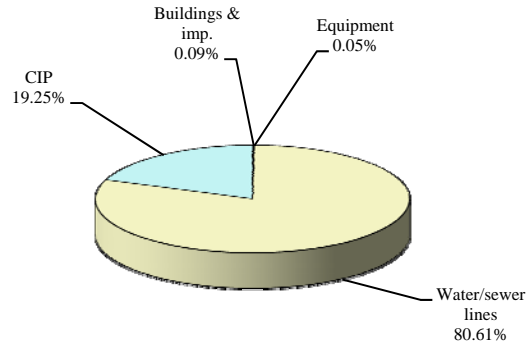
	Governmental Activities		Business-Type Activities		Total	
	2010	2009	2010	2009	2010	2009
Land	\$ 1,011,931	\$ 1,011,931	\$ -	\$ -	\$ 1,011,931	\$ 1,011,931
Construction-in-progress	405,324	282,421	4,644,324	-	5,049,648	282,421
Land improvements	1,292,146	1,375,427	-	-	1,292,146	1,375,427
Building and improvements	11,312,746	11,847,362	22,560	24,298	11,335,306	11,871,660
Furniture and equipment	1,658,195	1,786,717	11,318	13,832	1,669,513	1,800,549
Vehicles	3,028,112	2,549,331	-	-	3,028,112	2,549,331
Infrastructure	24,031,219	22,636,472	-	-	24,031,219	22,636,472
Water/sewer lines	-	-	19,448,270	19,936,915	19,448,270	19,936,915
Total	\$ 42,739,673	\$ 41,489,661	\$ 24,126,472	\$ 19,975,045	\$ 66,866,145	\$ 61,464,706

The following graphs show the breakdown of governmental and business-type activities capital assets by category for 2010 and 2009.

Capital Assets - Governmental Activities 2010

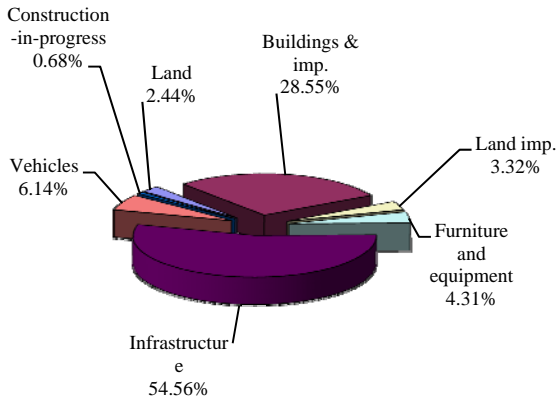


Capital Assets - Business-Type Activities 2010

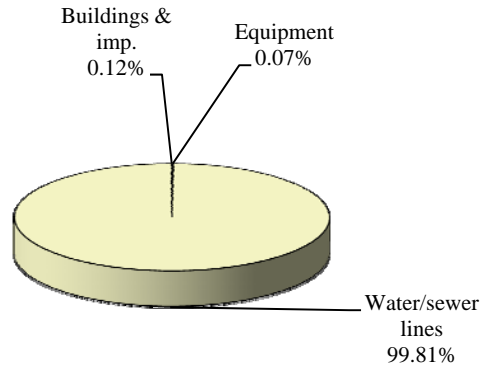


FULTON COUNTY, OHIO
MANAGEMENT'S DISCUSSION AND ANALYSIS
FOR THE YEAR ENDED DECEMBER 31, 2010
UNAUDITED

Capital Assets - Governmental Activities 2009



Capital Assets - Business-Type Activities 2009



Debt Administration

The County had the following long-term obligations outstanding at December 31, 2010 and 2009:

	Governmental Activities 2010	Governmental Activities 2009
OWDA loans	\$ 307,644	\$ 437,983
Special assessment bonds	147,697	203,970
General obligation notes	193,157	216,109
General obligation bonds	680,000	760,000
Landfill closure/postclosure	334,612	389,281
Capital lease	18,731	12,603
OPWC loans	680,889	441,941
Total long-term obligations	<u>\$ 2,362,730</u>	<u>\$ 2,461,887</u>
	Business-Type Activities 2010	Business-Type Activities 2009
OWDA loans	\$ 4,815,414	\$ 4,296,766
Special assessment bonds	469,105	519,849
OEPA loans	33,965	-
Loan payable	225,658	239,269
Total long-term obligations	<u>\$ 5,544,142</u>	<u>\$ 5,055,884</u>

See Note 13 to the basic financial statements for additional disclosures and detail regarding the County's debt activity.

FULTON COUNTY, OHIO
MANAGEMENT'S DISCUSSION AND ANALYSIS
FOR THE YEAR ENDED DECEMBER 31, 2010
UNAUDITED

Economic Factors

The County's Administration considered the impact of various economic factors when establishing the 2011 budget. Despite the uncertainty surrounding the economy, the County continues to carefully monitor its primary sources of revenue—real estate taxes, local sales taxes, local government funds and interest income. In order to stabilize the impact of the fluctuations in these revenue sources, the County continues to pursue economic development and job creation; and adoption of a budget designed to promote long-term fiscal stability. In order to meet the objectives of the 2011 budget, the County emphasized various efforts to continue to contain costs while pursuing new sources of revenue.

The passage of the State budget bill, House Bill 66, in July of 2005 is predicted to have a significant impact on the 2011 County budget. The anticipated cuts in the local government fund, the phase out of the tangible personal property tax, the uncertainty in the collection and application of the Commercial Activity Tax (CAT) and other changes in the taxing structure of the State, will cause an estimated 12% overall reduction in revenues for the general fund.

The average unemployment rate for Fulton County in 2010 was 11.9%, which reflects a decrease from 2009. Fulton County ranks higher than the state average of 10.1%. Efforts in the area of economic development are predicted to have positive results in 2010 with the addition of jobs in Fulton County. The strongest growth area in 2011 is predicted to be in the area of commercial/retail opportunities, while the manufacturing base is remaining steady. Also, new housing growth is remaining steady in the County. The overall economy of the County is anticipated to maintain at the current level over the next year.

Contacting the County's Financial Management

This financial report is designed to provide our citizens, taxpayers, investors and creditors with a general overview of the County's finances and to show the County's accountability for the money it receives. If you have questions about this report or need additional financial information, contact Honorable Brett J. Kolb, Fulton County Auditor, Courthouse, 152 S. Fulton Street, Suite 165, Wauseon, Ohio 43567.

FULTON COUNTY, OHIO

STATEMENT OF NET ASSETS
DECEMBER 31, 2010

	Governmental Activities	Business-type Activities	Total
Assets:			
Equity in pooled cash and investments	\$ 27,247,791	\$ 2,754,591	\$ 30,002,382
Cash in segregated accounts	426,034	186,511	612,545
Receivables (net of allowances for uncollectibles):			
Sales taxes	988,472	-	988,472
Property taxes	6,650,462	-	6,650,462
Accounts	435,133	216,909	652,042
Due from other governments	3,338,758	-	3,338,758
Special assessments	674,894	863,336	1,538,230
Accrued interest	205,132	-	205,132
Materials and supplies inventory	268,797	-	268,797
Prepayments	71,942	1,179	73,121
Loans receivable, net	125,773	-	125,773
Internal balance	3,561	(3,561)	-
Capital assets:			
Land and construction in progress	1,417,255	4,644,324	6,061,579
Depreciable capital assets, net	41,322,418	19,482,148	60,804,566
Total capital assets, net	<u>42,739,673</u>	<u>24,126,472</u>	<u>66,866,145</u>
Total assets	<u>83,176,422</u>	<u>28,145,437</u>	<u>111,321,859</u>
Liabilities:			
Accounts payable	632,274	15,568	647,842
Retainage payable	-	185,293	185,293
Accrued wages and benefits	362,108	8,952	371,060
Due to other governments	186,183	12,661	198,844
Accrued interest payable	17,749	82,723	100,472
Unearned revenue	6,631,695	-	6,631,695
Long-term liabilities:			
Due within one year	918,712	1,282,394	2,201,106
Due in more than one year	2,357,656	4,296,058	6,653,714
Total liabilities	<u>11,106,377</u>	<u>5,883,649</u>	<u>16,990,026</u>
Net assets:			
Invested in capital assets, net of related debt	41,166,896	19,242,863	60,409,759
Restricted for:			
Debt service	142,624	-	142,624
Capital projects	1,152,066	-	1,152,066
Public works	4,127,739	-	4,127,739
Health	8,046,894	-	8,046,894
Public safety	7,215,741	-	7,215,741
Human services	2,178,175	-	2,178,175
Economic development	677,259	-	677,259
Real estate assessment	755,252	-	755,252
County court computer services	380,689	-	380,689
Other purposes	924,885	-	924,885
Unrestricted	<u>5,301,825</u>	<u>3,018,925</u>	<u>8,320,750</u>
Total net assets	<u>\$ 72,070,045</u>	<u>\$ 22,261,788</u>	<u>\$ 94,331,833</u>

SEE ACCOMPANYING NOTES TO THE BASIC FINANCIAL STATEMENTS

FULTON COUNTY, OHIO

STATEMENT OF ACTIVITIES
FOR THE YEAR ENDED DECEMBER 31, 2010

	Expenses	Program Revenues		
		Charges for Services and Sales	Operating Grants and Contributions	Capital Grants and Contributions
Governmental activities:				
General government:				
Legislative and executive	\$ 4,528,348	\$ 1,766,747	\$ -	\$ -
Judicial	1,911,260	1,212,492	4,220	-
Public safety	6,761,938	1,260,528	507,452	-
Public works	4,580,614	206,684	4,078,222	2,398,540
Health	5,422,171	431,153	1,345,311	-
Human services	4,858,005	701,796	3,211,490	-
Economic development and assistance	2,617,460	8,770	2,453,889	-
Intergovernmental	661,392	-	-	-
Other	14,766	-	-	-
Interest and fiscal charges	66,308	-	-	-
Total governmental activities	<u>31,422,262</u>	<u>5,588,170</u>	<u>11,600,584</u>	<u>2,398,540</u>
Business-type activities:				
Water	2,414,018	2,052,785	-	4,289,717
Sewer	450,195	340,172	-	180,192
Other business-type activities:				
Solid waste incinerator	243,107	194,204	-	-
Recycling	15,908	7,612	-	-
Total business-type activities	<u>3,123,228</u>	<u>2,594,773</u>	<u>-</u>	<u>4,469,909</u>
Total primary government	<u>\$ 34,545,490</u>	<u>\$ 8,182,943</u>	<u>\$ 11,600,584</u>	<u>\$ 6,868,449</u>

General revenues:

Property taxes levied for:

General fund	
Health - County Board of DD	
Health - Senior Center	
Public safety - EMS Advanced and Basic Life Services	
Public safety - EMS	
Public safety - 911	
Sales taxes	
Grants and entitlements not restricted to specific programs	
Investment earnings	
Miscellaneous	

Total general revenues

Transfers

Change in net assets

Net assets at beginning of year

Net assets at end of year

SEE ACCOMPANYING NOTES TO THE BASIC FINANCIAL STATEMENTS

**Net (Expense) Revenue
and Changes in Net Assets**

Governmental Activities	Business-type Activities	Total
\$ (2,761,601)	\$ -	\$ (2,761,601)
(694,548)	-	(694,548)
(4,993,958)	-	(4,993,958)
2,102,832	-	2,102,832
(3,645,707)	-	(3,645,707)
(944,719)	-	(944,719)
(154,801)	-	(154,801)
(661,392)	-	(661,392)
(14,766)	-	(14,766)
(66,308)	-	(66,308)
<u>(11,834,968)</u>	<u>-</u>	<u>(11,834,968)</u>
-	3,928,484	3,928,484
-	70,169	70,169
-	(48,903)	(48,903)
-	(8,296)	(8,296)
<u>-</u>	<u>3,941,454</u>	<u>3,941,454</u>
<u>(11,834,968)</u>	<u>3,941,454</u>	<u>(7,893,514)</u>
1,576,412	-	1,576,412
2,724,916	-	2,724,916
791,041	-	791,041
1,261,691	-	1,261,691
268,005	-	268,005
526,225	-	526,225
6,120,809	-	6,120,809
3,368,506	-	3,368,506
570,981	-	570,981
1,691,617	296,364	1,987,981
<u>18,900,203</u>	<u>296,364</u>	<u>19,196,567</u>
<u>(114,531)</u>	<u>114,531</u>	<u>-</u>
6,950,704	4,352,349	11,303,053
65,119,341	17,909,439	83,028,780
<u>\$ 72,070,045</u>	<u>\$ 22,261,788</u>	<u>\$ 94,331,833</u>

FULTON COUNTY, OHIO

BALANCE SHEET
GOVERNMENTAL FUNDS
DECEMBER 31, 2010

	General	Motor Vehicle and Gas Tax	County Board of DD	EMS A & B Life Services
Assets:				
Equity in pooled cash and cash equivalents . . .	\$ 4,715,665	\$ 2,159,527	\$ 6,833,736	\$ 4,714,773
Cash in segregated accounts	17,218	-	-	-
Receivables (net of allowance for uncollectibles):				
Sales taxes	950,094	38,378	-	-
Property taxes	1,604,528	-	2,607,358	1,002,830
Accounts	92,304	5,365	182	231,687
Special assessments	-	-	-	-
Interfund loans	69,344	-	-	-
Due from other funds	7,533	-	-	-
Due from other governments	596,058	2,097,168	241,888	66,104
Accrued interest	205,118	-	-	-
Advances to other funds	14,339	-	-	-
Materials and supplies inventory	59,755	153,357	3,327	-
Prepayments	22,702	2,104	-	-
Loans receivable, net	-	-	-	-
Total assets	<u>\$ 8,354,658</u>	<u>\$ 4,455,899</u>	<u>\$ 9,686,491</u>	<u>\$ 6,015,394</u>
Liabilities:				
Accounts payable	\$ 89,048	\$ 169,457	\$ 171,582	\$ 1,375
Accrued wages and benefits	126,129	37,705	78,922	2,178
Due to other funds	35,238	118	-	-
Due to other governments	72,125	19,843	36,659	3,013
Interfund loans payable	-	-	-	-
Advances from other funds	-	-	-	-
Deferred revenue	563,773	1,377,360	232,820	213,294
Unearned revenue	1,600,000	-	2,600,000	1,000,000
Total liabilities	<u>2,486,313</u>	<u>1,604,483</u>	<u>3,119,983</u>	<u>1,219,860</u>
Fund balances:				
Reserved for encumbrances	223,848	114,011	171,436	1,326,950
Reserved for materials and supplies inventory	59,755	153,357	3,327	-
Reserved for loans	-	-	-	-
Reserved for advances	14,339	-	-	-
Reserved for prepayments	22,702	2,104	-	-
Unreserved:				
Designated for budget stabilization	500,000	-	-	-
Undesignated (deficit), reported in:				
General fund	5,047,701	-	-	-
Special revenue funds	-	2,581,944	6,391,745	3,468,584
Debt service funds	-	-	-	-
Capital projects funds	-	-	-	-
Total fund balances	<u>5,868,345</u>	<u>2,851,416</u>	<u>6,566,508</u>	<u>4,795,534</u>
Total liabilities and fund balances	<u>\$ 8,354,658</u>	<u>\$ 4,455,899</u>	<u>\$ 9,686,491</u>	<u>\$ 6,015,394</u>

SEE ACCOMPANYING NOTES TO THE BASIC FINANCIAL STATEMENTS

Other Governmental Funds	Total Governmental Funds
\$ 8,749,734	\$ 27,173,435
408,816	426,034
-	988,472
1,435,746	6,650,462
105,595	435,133
674,894	674,894
-	69,344
141,288	148,821
337,540	3,338,758
14	205,132
23,121	37,460
51,887	268,326
47,136	71,942
125,773	125,773
<u>\$ 12,101,544</u>	<u>\$ 40,613,986</u>
\$ 200,759	\$ 632,221
111,799	356,733
113,390	148,746
52,078	183,718
69,344	69,344
37,460	37,460
820,289	3,207,536
1,431,695	6,631,695
<u>2,836,814</u>	<u>11,267,453</u>
825,119	2,661,364
51,887	268,326
125,773	125,773
23,121	37,460
47,136	71,942
-	500,000
-	5,047,701
7,757,463	20,199,736
(37,439)	(37,439)
471,670	471,670
<u>9,264,730</u>	<u>29,346,533</u>
<u>\$ 12,101,544</u>	<u>\$ 40,613,986</u>

FULTON COUNTY, OHIO

RECONCILIATION OF TOTAL GOVERNMENTAL FUND BALANCES TO
NET ASSETS OF GOVERNMENTAL ACTIVITIES
DECEMBER 31, 2010

Total governmental fund balances		\$ 29,346,533
<i>Amounts reported for governmental activities on the statement of net assets are different because:</i>		
Capital assets used in governmental activities (excluding internal service fund capital assets) are not financial resources and and therefore are not reported in the funds.		42,731,569
Other long-term assets are not available to pay for current-period expenditures and therefore are deferred in the funds.		
Property taxes receivable	\$ 18,767	
Special assessments receivable	674,894	
Charges for services receivable	146,289	
Interest receivable	154,227	
Intergovernmental receivable	2,213,359	
Total		3,207,536
An internal service fund is used by management to charge the costs of the geographic information system to individual funds. The assets and liabilities of the internal service fund are included in governmental activities in the statement of net assets.		70,158
On the statement of net assets interest is accrued on outstanding bonds and loans payable, whereas in governmental funds, interest is accrued when due.		(17,749)
Long-term liabilities, including bonds payable, are not due and payable in the current period and therefore are not reported in the funds.		
OWDA loans	(307,644)	
Special assessment bonds	(147,697)	
General obligation notes	(193,157)	
General obligation bonds	(680,000)	
OPWC loans	(680,889)	
Compensated absences	(905,272)	
Capital leases payable	(18,731)	
Landfill closure/postclosure	(334,612)	
Total		(3,268,002)
Net assets of governmental activities		<u>\$ 72,070,045</u>

SEE ACCOMPANYING NOTES TO THE BASIC FINANCIAL STATEMENTS

This page intentionally left blank.

FULTON COUNTY, OHIO

STATEMENT OF REVENUES, EXPENDITURES AND CHANGES IN FUND BALANCES
 GOVERNMENTAL FUNDS
 FOR THE YEAR ENDED DECEMBER 31, 2010

	General	Motor Vehicle and Gas Tax	County Board of DD	EMS A & B Life Services
Revenues:				
Property taxes	\$ 1,578,830	\$ -	\$ 2,728,411	\$ 1,264,765
Sales taxes	5,598,907	521,902	-	-
Charges for services	1,399,005	78,257	142,745	852,315
Licenses and permits	2,668	-	-	-
Fines and forfeitures	330,874	70,332	-	-
Intergovernmental	1,578,483	4,055,973	2,125,493	421,453
Investment income	540,260	6,879	-	-
Special assessments	-	-	-	-
Rental income	80,182	-	-	-
Contributions and donations	4,736	-	9,459	-
Other	800,404	197,480	93,135	4,650
Total revenues	<u>11,914,349</u>	<u>4,930,823</u>	<u>5,099,243</u>	<u>2,543,183</u>
Expenditures:				
Current:				
General government:				
Legislative and executive	3,576,366	-	-	-
Judicial	1,407,629	-	-	-
Public safety	3,185,007	-	-	2,139,506
Public works	14,340	3,820,408	-	-
Health	81,160	-	4,050,145	-
Human services	567,510	-	5,313	-
Economic development and assistance	-	-	-	-
Other	14,766	-	-	-
Capital outlay	88,177	374,307	98,569	-
Intergovernmental	616,371	-	-	-
Debt service:				
Principal retirement	3,226	40,105	-	-
Interest and fiscal charges	518	-	-	-
Total expenditures	<u>9,555,070</u>	<u>4,234,820</u>	<u>4,154,027</u>	<u>2,139,506</u>
Excess of revenues over expenditures	<u>2,359,279</u>	<u>696,003</u>	<u>945,216</u>	<u>403,677</u>
Other financing sources (uses):				
Issuance of loan	-	-	-	-
Sale of capital assets	32,048	-	-	-
Capital lease transaction	10,976	-	-	-
Transfers in	25,000	-	45,000	-
Transfers (out)	(412,493)	-	-	-
Total other financing sources (uses)	<u>(344,469)</u>	<u>-</u>	<u>45,000</u>	<u>-</u>
Net change in fund balances	2,014,810	696,003	990,216	403,677
Fund balances at beginning of year	3,853,535	2,155,413	5,576,292	4,391,857
Fund balances at end of year	<u>\$ 5,868,345</u>	<u>\$ 2,851,416</u>	<u>\$ 6,566,508</u>	<u>\$ 4,795,534</u>

SEE ACCOMPANYING NOTES TO THE BASIC FINANCIAL STATEMENTS

Other Governmental Funds	Total Governmental Funds
\$ 1,588,187	\$ 7,160,193
-	6,120,809
2,231,984	4,704,306
191,100	193,768
180,416	581,622
8,476,924	16,658,326
5,351	552,490
305,210	305,210
-	80,182
19,267	33,462
658,977	1,754,646
<u>13,657,416</u>	<u>38,145,014</u>
507,797	4,084,163
390,745	1,798,374
1,271,340	6,595,853
83,211	3,917,959
1,123,969	5,255,274
4,071,937	4,644,760
2,644,974	2,644,974
-	14,766
2,542,481	3,103,534
-	616,371
291,186	334,517
70,966	71,484
<u>12,998,606</u>	<u>33,082,029</u>
<u>658,810</u>	<u>5,062,985</u>
279,053	279,053
-	32,048
-	10,976
230,760	300,760
<u>(42,206)</u>	<u>(454,699)</u>
<u>467,607</u>	<u>168,138</u>
1,126,417	5,231,123
8,138,313	24,115,410
<u>\$ 9,264,730</u>	<u>\$ 29,346,533</u>

FULTON COUNTY, OHIO

RECONCILIATION OF THE STATEMENT OF REVENUES, EXPENDITURES AND CHANGES
IN FUND BALANCES OF GOVERNMENTAL FUNDS TO THE STATEMENT OF ACTIVITIES
FOR THE YEAR ENDED DECEMBER 31, 2010

Net change in fund balances - total governmental funds \$ 5,231,123

Amounts reported for governmental activities in the statement of activities are different because:

Governmental funds report capital outlays as expenditures.

However, in the statement of activities, the cost of those assets is allocated over their estimated useful lives as depreciation expense. This is the amount by which capital outlays exceeds depreciation expense in the current period.

Capital asset additions	\$ 4,273,545	
Current year depreciation	<u>(3,013,203)</u>	
Total		1,260,342

The net effect of various miscellaneous transactions involving capital assets (i.e., sales, disposals, trade-ins, and donations) is to decrease net assets. (9,650)

Revenues in the statement of activities that do not provide current financial resources are not reported as revenues in the funds.

Property taxes	(11,903)	
Special assessments	349,221	
Charges for services	(39,473)	
Interest revenue	25,548	
Intergovernmental revenues	<u>19,090</u>	
Total		342,483

Proceeds of loans and capital leases are reported as an other financing source in the governmental funds, however, in the statement of activities, they are not reported as revenues as they increase the liabilities on the statement of net assets. (290,029)

Repayment of bond, loan, note and lease principal is an expenditure in the governmental funds, but the repayment reduces long-term liabilities in the statement of net assets. 334,517

In the statement of activities, interest is accrued on outstanding bonds, whereas in governmental funds, an interest expenditure is reported when due. 5,176

Governmental funds report capital outlay expenditures for improvements related to the landfill. However, on the statement of net assets, capital outlays decrease the long-term liability for the closure and postclosure cost. 54,669

Some expenses reported in the statement of activities, such as compensated absences, do not require the use of current financial resources and therefore are not reported as expenditures in governmental funds. (17,666)

The internal service fund used by management to charge the costs of the geographic information system to individual funds is not reported in the government-wide statement of activities. Governmental expenditures and the related internal service funds revenues are eliminated. The net revenue of the internal service funds is allocated among the governmental activities. 39,739

Change in net assets of governmental activities \$ 6,950,704

SEE ACCOMPANYING NOTES TO THE BASIC FINANCIAL STATEMENTS

FULTON COUNTY, OHIO

STATEMENT OF REVENUES, EXPENDITURES AND CHANGES IN
 FUND BALANCE - BUDGET AND ACTUAL (NON-GAAP BUDGETARY BASIS)
 GENERAL FUND
 FOR THE YEAR ENDED DECEMBER 31, 2010

	Budgeted Amounts			Variance with
	Original	Final	Actual	Final Budget Positive (Negative)
Revenues:				
Property taxes	\$ 1,610,900	\$ 1,610,900	\$ 1,565,092	\$ (45,808)
Sales taxes.	4,750,000	5,239,600	5,239,948	348
Charges for services.	1,245,500	1,324,500	1,419,151	94,651
Licenses and permits	2,500	2,500	2,668	168
Fines and forfeitures	393,000	393,000	334,091	(58,909)
Intergovernmental.	1,421,189	1,560,089	1,568,232	8,143
Investment income.	501,100	501,100	556,515	55,415
Rental income	50,000	50,000	81,572	31,572
Contributions and donations.	10,000	10,000	4,805	(5,195)
Other	388,600	613,290	788,424	175,134
Total revenues	<u>10,372,789</u>	<u>11,304,979</u>	<u>11,560,498</u>	<u>255,519</u>
Expenditures:				
Current:				
General government:				
Legislative and executive.	3,963,618	3,970,225	3,719,568	250,657
Judicial.	1,567,595	1,678,012	1,478,962	199,050
Public safety.	3,492,026	3,393,925	3,214,701	179,224
Public works.	14,500	16,000	15,460	540
Health.	95,680	95,680	95,567	113
Human services.	680,974	716,389	565,974	150,415
Intergovernmental	515,745	647,992	620,126	27,866
Other	162,000	24,411	14,766	9,645
Capital outlay	86,000	92,059	92,059	-
Total expenditures	<u>10,578,138</u>	<u>10,634,693</u>	<u>9,817,183</u>	<u>817,510</u>
Excess/deficiency of revenues over/under expenditures.	<u>(205,349)</u>	<u>670,286</u>	<u>1,743,315</u>	<u>1,073,029</u>
Other financing sources (uses):				
Sale of capital assets.	10,000	10,000	32,048	22,048
Advances in	-	100,000	101,078	1,078
Advances (out)	-	(69,344)	(69,344)	-
Transfers in	40,000	40,000	25,000	(15,000)
Transfers (out).	<u>(208,247)</u>	<u>(412,493)</u>	<u>(412,493)</u>	<u>-</u>
Total other financing sources (uses)	<u>(158,247)</u>	<u>(331,837)</u>	<u>(323,711)</u>	<u>8,126</u>
Net change in fund balances	(363,596)	338,449	1,419,604	1,081,155
Fund balances at beginning of year	2,791,717	2,791,717	2,791,717	-
Prior year encumbrances appropriated	160,731	160,731	160,731	-
Fund balance at end of year	<u>\$ 2,588,852</u>	<u>\$ 3,290,897</u>	<u>\$ 4,372,052</u>	<u>\$ 1,081,155</u>

SEE ACCOMPANYING NOTES TO THE BASIC FINANCIAL STATEMENTS

FULTON COUNTY, OHIO

STATEMENT OF REVENUES, EXPENDITURES AND CHANGES IN
 FUND BALANCE - BUDGET AND ACTUAL (NON-GAAP BUDGETARY BASIS)
 MOTOR VEHICLE AND GAS TAX
 FOR THE YEAR ENDED DECEMBER 31, 2010

	Budgeted Amounts		Actual	Variance with
	Original	Final		Final Budget
				Positive
				(Negative)
Revenues:				
Sales taxes	\$ 520,000	\$ 504,000	\$ 521,816	\$ 17,816
Charges for services.	45,000	43,000	77,637	34,637
Fines and forfeitures	61,000	62,600	69,722	7,122
Intergovernmental.	3,810,000	3,860,000	4,041,494	181,494
Investment income.	20,000	20,000	6,879	(13,121)
Other	21,000	30,400	197,480	167,080
Total revenues	4,477,000	4,520,000	4,915,028	395,028
Expenditures:				
Current:				
Public works	5,254,000	5,524,540	3,920,528	1,604,012
Capital outlay	153,500	383,500	377,807	5,693
Debt service:				
Principal retirement.	50,000	50,000	40,105	9,895
Total expenditures	5,457,500	5,958,040	4,338,440	1,619,600
Excess/deficiency of revenues over/under expenditures.	(980,500)	(1,438,040)	576,588	2,014,628
Other financing sources (uses):				
Transfers in	-	80,000	-	(80,000)
Total other financing sources (uses)	-	80,000	-	(80,000)
Net change in fund balances	(980,500)	(1,358,040)	576,588	1,934,628
Fund balances at beginning of year	1,311,885	1,311,885	1,311,885	-
Prior year encumbrances appropriated	69,500	69,500	69,500	-
Fund balance at end of year	\$ 400,885	\$ 23,345	\$ 1,957,973	\$ 1,934,628

SEE ACCOMPANYING NOTES TO THE BASIC FINANCIAL STATEMENTS

FULTON COUNTY, OHIO

STATEMENT OF REVENUES, EXPENDITURES AND CHANGES IN
 FUND BALANCE - BUDGET AND ACTUAL (NON-GAAP BUDGETARY BASIS)
 COUNTY BOARD OF DEVELOPMENTAL DISABILITIES
 FOR THE YEAR ENDED DECEMBER 31, 2010

	Budgeted Amounts		Actual	Variance with
	Original	Final		Final Budget
				Positive
				(Negative)
Revenues:				
Property taxes	\$ 2,500,000	\$ 2,500,000	\$ 2,702,396	\$ 202,396
Charges for services.	105,000	105,000	142,563	37,563
Intergovernmental.	1,768,832	1,768,832	2,251,716	482,884
Contributions and donations.	2,500	2,500	9,596	7,096
Other	7,500	7,500	93,135	85,635
Total revenues	<u>4,383,832</u>	<u>4,383,832</u>	<u>5,199,406</u>	<u>815,574</u>
Expenditures:				
Current:				
Health.	5,183,229	5,147,980	4,031,316	1,116,664
Capital outlay	170,780	212,780	212,474	306
Total expenditures	<u>5,354,009</u>	<u>5,360,760</u>	<u>4,243,790</u>	<u>1,116,970</u>
Excess/deficiency of revenues over/under expenditures.	<u>(970,177)</u>	<u>(976,928)</u>	<u>955,616</u>	<u>1,932,544</u>
Other financing sources (uses):				
Transfers in	-	-	45,000	45,000
Total other financing sources (uses)	<u>-</u>	<u>-</u>	<u>45,000</u>	<u>45,000</u>
Net change in fund balances	(970,177)	(976,928)	1,000,616	1,977,544
Fund balances at beginning of year	5,325,568	5,325,568	5,325,568	-
Prior year encumbrances appropriated	170,800	170,800	170,800	-
Fund balance at end of year	<u>\$ 4,526,191</u>	<u>\$ 4,519,440</u>	<u>\$ 6,496,984</u>	<u>\$ 1,977,544</u>

SEE ACCOMPANYING NOTES TO THE BASIC FINANCIAL STATEMENTS

FULTON COUNTY, OHIO

STATEMENT OF REVENUES, EXPENDITURES AND CHANGES IN
 FUND BALANCE - BUDGET AND ACTUAL (NON-GAAP BUDGETARY BASIS)
 EMS ADVANCED AND BASIC LIFE SERVICES
 FOR THE YEAR ENDED DECEMBER 31, 2010

	<u>Budgeted Amounts</u>		<u>Actual</u>	<u>Variance with Final Budget Positive (Negative)</u>
	<u>Original</u>	<u>Final</u>		
Revenues:				
Property taxes	\$ 1,360,000	\$ 1,360,000	\$ 1,269,538	\$ (90,462)
Charges for services.	510,000	510,000	879,236	369,236
Intergovernmental.	280,000	280,000	421,453	141,453
Other	15,000	15,000	4,719	(10,281)
Total revenues	<u>2,165,000</u>	<u>2,165,000</u>	<u>2,574,946</u>	<u>409,946</u>
Expenditures:				
Current:				
Public safety.	<u>2,087,449</u>	<u>3,498,512</u>	<u>3,464,618</u>	<u>33,894</u>
Total expenditures	<u>2,087,449</u>	<u>3,498,512</u>	<u>3,464,618</u>	<u>33,894</u>
Net change in fund balances	77,551	(1,333,512)	(889,672)	443,840
Fund balances at beginning of year	4,127,117	4,127,117	4,127,117	-
Prior year encumbrances appropriated	<u>102,214</u>	<u>102,214</u>	<u>102,214</u>	<u>-</u>
Fund balance at end of year	<u>\$ 4,306,882</u>	<u>\$ 2,895,819</u>	<u>\$ 3,339,659</u>	<u>\$ 443,840</u>

SEE ACCOMPANYING NOTES TO THE BASIC FINANCIAL STATEMENTS

FULTON COUNTY, OHIO

STATEMENT OF NET ASSETS
 PROPRIETARY FUNDS
 DECEMBER 31, 2010

	Business-type Activities - Enterprise Funds				Governmental Activities - Internal Service Funds
	Water	Sewer	Nonmajor Funds	Total	
Assets:					
Current assets:					
Equity in pooled cash and cash equivalents . . .	\$ 2,203,106	\$ 479,788	\$ 71,697	\$ 2,754,591	\$ 74,356
Cash in segregated accounts	185,293	-	1,218	186,511	-
Receivables:					
Accounts	182,705	33,676	528	216,909	-
Special assessments	107,597	755,739	-	863,336	-
Due from other funds	-	-	-	-	3,561
Materials and supplies inventory	-	-	-	-	471
Prepayments	498	681	-	1,179	-
Total current assets	<u>2,679,199</u>	<u>1,269,884</u>	<u>73,443</u>	<u>4,022,526</u>	<u>78,388</u>
Noncurrent assets:					
Capital assets:					
Land and construction in progress	4,644,324	-	-	4,644,324	-
Depreciable capital assets, net	13,601,362	5,846,908	33,878	19,482,148	8,104
Total capital assets, net	<u>18,245,686</u>	<u>5,846,908</u>	<u>33,878</u>	<u>24,126,472</u>	<u>8,104</u>
Total noncurrent assets	<u>18,245,686</u>	<u>5,846,908</u>	<u>33,878</u>	<u>24,126,472</u>	<u>8,104</u>
Total assets	<u>20,924,885</u>	<u>7,116,792</u>	<u>107,321</u>	<u>28,148,998</u>	<u>86,492</u>
Liabilities:					
Current liabilities:					
Accounts payable	1,183	1,362	13,023	15,568	53
Retainage payable	185,293	-	-	185,293	-
Accrued wages and benefits	3,807	3,806	1,339	8,952	5,375
Due to other funds	1,780	1,781	-	3,561	75
Due to other governments	5,974	5,582	1,105	12,661	2,465
Accrued interest payable	75,084	7,639	-	82,723	-
Compensated absences payable - current	11,648	11,647	212	23,507	5,742
Special assessment bonds payable	20,375	30,674	-	51,049	-
OWDA loans payable	1,013,778	179,984	-	1,193,762	-
Other loans payable	14,076	-	-	14,076	-
Total current liabilities	<u>1,332,998</u>	<u>242,475</u>	<u>15,679</u>	<u>1,591,152</u>	<u>13,710</u>
Long-term liabilities:					
Compensated absences payable	5,401	5,402	-	10,803	2,624
Special assessment bonds payable	72,529	345,527	-	418,056	-
OWDA loans payable	3,291,147	330,505	-	3,621,652	-
Other loans payable	211,582	33,965	-	245,547	-
Total long-term liabilities	<u>3,580,659</u>	<u>715,399</u>	<u>-</u>	<u>4,296,058</u>	<u>2,624</u>
Total liabilities	<u>4,913,657</u>	<u>957,874</u>	<u>15,679</u>	<u>5,887,210</u>	<u>16,334</u>
Net assets:					
Invested in capital assets, net of related debt . . .	14,015,567	5,193,418	33,878	19,242,863	8,104
Unrestricted	1,995,661	965,500	57,764	3,018,925	62,054
Total net assets	<u>\$ 16,011,228</u>	<u>\$ 6,158,918</u>	<u>\$ 91,642</u>	<u>22,261,788</u>	<u>\$ 70,158</u>

SEE ACCOMPANYING NOTES TO THE BASIC FINANCIAL STATEMENTS

FULTON COUNTY, OHIO

STATEMENT OF REVENUES, EXPENSES AND
CHANGES IN NET ASSETS
PROPRIETARY FUNDS
FOR THE YEAR ENDED DECEMBER 31, 2010

	Business-type Activities - Enterprise Funds				Governmental
	Water	Sewer	Nonmajor Funds	Total	Activities - Internal Service Funds
Operating revenues:					
Charges for services	\$ 2,050,707	\$ 338,095	\$ 201,816	\$ 2,590,618	\$ 196,104
Tap-in fees	2,078	2,077	-	4,155	-
Other operating revenues	251,023	43,838	1,503	296,364	-
Total operating revenues	<u>2,303,808</u>	<u>384,010</u>	<u>203,319</u>	<u>2,891,137</u>	<u>196,104</u>
Operating expenses:					
Personal services	125,796	125,796	62,387	313,979	202,120
Contract services	1,690,271	121,322	175,748	1,987,341	2,496
Materials and supplies	2,898	1,471	3,281	7,650	17,874
Administrative costs	2,043	2,044	8,335	12,422	1,029
Depreciation	386,186	161,459	4,252	551,897	680
Other	40,759	3,206	5,012	48,977	1,105
Total operating expenses	<u>2,247,953</u>	<u>415,298</u>	<u>259,015</u>	<u>2,922,266</u>	<u>225,304</u>
Operating income (loss)	<u>55,855</u>	<u>(31,288)</u>	<u>(55,696)</u>	<u>(31,129)</u>	<u>(29,200)</u>
Nonoperating expenses:					
Interest and fiscal charges	(166,065)	(34,897)	-	(200,962)	-
Total nonoperating expenses	<u>(166,065)</u>	<u>(34,897)</u>	<u>-</u>	<u>(200,962)</u>	<u>-</u>
Loss before contributions and transfers	(110,210)	(66,185)	(55,696)	(232,091)	(29,200)
Transfer in	-	-	85,000	85,000	68,939
Capital contributions	4,289,717	209,723	-	4,499,440	-
Change in net assets	4,179,507	143,538	29,304	4,352,349	39,739
Net assets at beginning of year	<u>11,831,721</u>	<u>6,015,380</u>	<u>62,338</u>	<u>17,909,439</u>	<u>30,419</u>
Net assets at end of year	<u>\$ 16,011,228</u>	<u>\$ 6,158,918</u>	<u>\$ 91,642</u>	<u>\$ 22,261,788</u>	<u>\$ 70,158</u>

SEE ACCOMPANYING NOTES TO THE BASIC FINANCIAL STATEMENTS

FULTON COUNTY, OHIO

STATEMENT OF CASH FLOWS
 PROPRIETARY FUNDS
 FOR THE YEAR ENDED DECEMBER 31, 2010

	Business-type Activities - Enterprise Funds				Governmental Activities - Internal Service Funds
	Water	Sewer	Nonmajor Enterprise Funds	Total	
Cash flows from operating activities:					
Cash received from sales/charges for services	\$ 2,002,931	\$ 329,668	\$ 201,882	\$ 2,534,481	\$ 192,543
Cash received from tap-in fees	2,078	2,077	-	4,155	-
Cash received from other operations	250,133	43,838	1,503	295,474	-
Cash payments for personal services	(118,019)	(118,020)	(68,198)	(304,237)	(196,132)
Cash payments for contractual services	(1,688,651)	(175,801)	(187,887)	(2,052,339)	(2,496)
Cash payments for materials and supplies	(2,929)	(1,518)	(3,359)	(7,806)	(22,313)
Cash payments for administrative costs	(2,045)	(2,045)	(9,073)	(13,163)	(1,029)
Cash payments for other expenses	(39,824)	(3,568)	(5,012)	(48,404)	(1,030)
Net cash provided by (used in) operating activities	403,674	74,631	(70,144)	408,161	(30,457)
Cash flows from noncapital financing activities:					
Cash received from special assessments	34,554	26,811	-	61,365	-
Cash received from transfers in	-	-	85,000	85,000	68,939
Net cash provided by noncapital financing activities	34,554	26,811	85,000	146,365	68,939
Cash flows from capital and related financing activities:					
Capital contributions	4,284,717	180,192	-	4,464,909	-
Principal retirement on bonds	(20,340)	(30,404)	-	(50,744)	-
Principal retirement on loans	(1,003,645)	(173,790)	-	(1,177,435)	-
Cash received from loan issuance	1,682,472	33,965	-	1,716,437	-
Interest and fiscal charges	(189,642)	(38,086)	-	(227,728)	-
Acquisition of capital assets	(4,459,031)	(24,469)	-	(4,483,500)	-
Net cash provided by (used in) capital and related financing activities	294,531	(52,592)	-	241,939	-
Net increase in cash and investments	732,759	48,850	14,856	796,465	38,482
Cash and investments at beginning of year	1,655,640	430,938	58,059	2,144,637	35,874
Cash and investments at end of year	\$ 2,388,399	\$ 479,788	\$ 72,915	\$ 2,941,102	\$ 74,356

-- Continued

FULTON COUNTY, OHIO

STATEMENT OF CASH FLOWS
 PROPRIETARY FUNDS (CONTINUED)
 FOR THE YEAR ENDED DECEMBER 31, 2010
 0

	Business-type Activities - Enterprise Funds				Governmental Activities - Internal Service Funds
	Water	Sewer	Nonmajor Enterprise Funds	Total	
Reconciliation of operating income (loss) to net cash provided by (used in) operating activities:					
Operating income (loss)	\$ 55,855	\$ (31,288)	\$ (55,696)	\$ (31,129)	\$ (29,200)
Adjustments:					
Depreciation.	386,186	161,459	4,252	551,897	680
Changes in assets and liabilities:					
Increase in materials and supplies inventory	-	-	-	-	(40)
(Increase) decrease in accounts receivable.	(53,391)	(32,084)	66	(85,409)	-
(Increase) decrease in due from other funds.	4,725	-	-	4,725	(3,561)
(Increase) decrease in prepayments	159	(407)	-	(248)	-
(Decrease) in accounts payable	(3,714)	(27,346)	(12,955)	(44,015)	(4,310)
Increase (decrease) in accrued wages and benefits	1,419	1,418	(1,266)	1,571	2,816
Increase (decrease) in intergovernmental payable.	4,262	(570)	(1,522)	2,170	577
Increase (decrease) in compensated absences.	6,393	6,393	(3,023)	9,763	2,542
Increase (decrease) in due to other funds.	1,780	(2,944)	-	(1,164)	39
Net cash provided by (used in) operating activities	<u>\$ 403,674</u>	<u>\$ 74,631</u>	<u>\$ (70,144)</u>	<u>\$ 408,161</u>	<u>\$ (30,457)</u>

During 2010, the sewer fund received \$29,531 in contributed capital from governmental funds.
 During 2010, the water fund received \$5,000 in contributed capital from developers.
 At December 31, 2010, the water fund purchased \$185,293 in capital assets on account.

SEE ACCOMPANYING NOTES TO THE BASIC FINANCIAL STATEMENTS

FULTON COUNTY, OHIO

STATEMENT OF FIDUCIARY ASSETS AND LIABILITIES
 FIDUCIARY FUNDS
 DECEMBER 31, 2010

	Agency
Assets:	
Equity in pooled cash	
and cash equivalents	\$ 4,781,233
Cash in segregated accounts.	255,207
Receivables:	
Real estate and other taxes.	37,389,148
Due from other governments.	1,935,513
Special assessments.	6,308,092
Deferred assessments receivable	1,263,107
 Total assets	 \$ 51,932,300
 Liabilities:	
Deposits held and due to others.	\$ 5,036,440
Due to other governments.	45,632,753
Deferred loan payments.	1,263,107
 Total liabilities.	 \$ 51,932,300

SEE ACCOMPANYING NOTES TO THE BASIC FINANCIAL STATEMENTS

This page intentionally left blank.

FULTON COUNTY, OHIO

NOTES TO THE BASIC FINANCIAL STATEMENTS FOR THE YEAR ENDED DECEMBER 31, 2010

NOTE 1 - DESCRIPTION OF THE COUNTY

Fulton County, Ohio (the "County") was created in 1850. The County is governed by a Board of three commissioners elected by the voters of the County. The County Commissioners serve as the taxing authority, the contracting body, and the chief administrators of public services for the County. Other officials elected by the voters of the County that manage various segments of the County's operations are: the county auditor, county treasurer, recorder, clerk of courts, coroner, engineer, prosecuting attorney, sheriff, common pleas court judge, a probate court judge and two county municipal court judges.

NOTE 2 - SUMMARY OF SIGNIFICANT ACCOUNTING POLICIES

The basic financial statements (BFS) of the County have been prepared in conformity with accounting principles generally accepted in the United States of America ("GAAP") as applied to government units. The Governmental Accounting Standards Board ("GASB") is the accepted standard setting body for establishing governmental accounting and financial reporting principles. The County also applies Financial Accounting Standards Board (FASB) guidance issued on or before November 30, 1989, to its governmental and business-type activities and its proprietary funds provided it does not conflict with or contradict GASB pronouncements. The County has the option to also apply FASB guidance issued after November 30, 1989 to its business-type activities and proprietary funds, subject to this same limitation. The County has elected not to apply this FASB guidance.

The most significant of the County's accounting policies are described below.

A. Reporting Entity

The County's reporting entity has been defined in accordance with GASB Statement No. 14, "The Financial Reporting Entity" as amended by GASB statement No. 39 "Determining Whether Certain Organizations are Component Units". The basic financial statements include all funds, agencies, boards, commissions, and component units for which the County and the County Commissioners are "accountable". Accountability as defined in GASB Statement No. 14 was evaluated based on financial accountability, the nature and significance of the potential component unit's (PCU) relationship with the County and whether exclusion would cause the County's basic financial statements to be misleading or incomplete. Among the factors considered were separate legal standing; appointment of a voting majority of the PCU's board; fiscal dependency and whether a benefit or burden relationship exists; imposition of will; and the nature and significance of the PCU's relationship with the County.

Based on the foregoing criteria, the financial activities of the following PCU's have been reflected in the accompanying basic financial statements as:

EXCLUDED POTENTIAL COMPONENT UNITS

As counties are structured in Ohio, the County Auditor and County Treasurer, respectively, serve as fiscal officer and custodian of funds for various agencies, boards, and commissions. As fiscal officer, the County Auditor certifies the availability of cash and appropriations prior to the processing of payments and purchases. As the custodian of all public funds, the County Treasurer invests public monies held on deposit in the County treasury.

FULTON COUNTY, OHIO
NOTES TO THE BASIC FINANCIAL STATEMENTS
FOR THE YEAR ENDED DECEMBER 31, 2010
(Continued)

NOTE 2 - SUMMARY OF SIGNIFICANT ACCOUNTING POLICIES - (Continued)

In the case of the separate agencies, boards, and commissions listed below the County serves as fiscal agent and custodian, but is not accountable; therefore the operations of the following PCU's have been excluded from the County's BFS, but the funds held on behalf of these PCU's in the County treasury are included in the agency funds.

Fulton County Board of Health - The five member Board of Health is appointed by the District Advisory Council, which is comprised of township trustee chairmen and clerks and mayors of participating municipalities. The Board of Health adopts its own budget and operates autonomously from the County.

Soil and Water Conservation District - The five members of the District are independently elected officials. They adopt their own budget and operate autonomously from the County.

JOINTLY GOVERNED ORGANIZATIONS

Maumee Valley Planning Organization - The County is a member of the Maumee Valley Planning Organization (MVPO) which is a jointly governed organization between Defiance, Fulton, Henry, Paulding, and Williams Counties and the respective townships and municipalities in each of those counties. The purpose of MVPO is to act as a joint regional planning commission to write and administer Community Development Block Grants and help with housing rehabilitation in the area.

MVPO is governed by a Board consisting of fifteen members. The Board is made up of one County Commissioner from each member county as well as one township representative and one municipal representative for each of the five member counties. The main sources of revenue are fees charged by MVPO to administer Community Development Block Grants and a per capita amount from each county. In 2010, the County paid per capita charges of \$134,137 to MVPO.

Defiance-Fulton-Henry Counties Council - The County is a member of the Defiance-Fulton-Henry Counties Council (Council) which is a jointly governed organization between Defiance, Fulton and Henry Counties. The Council was formed under Ohio Revised Code Section 167.04 as a regional council of governments. The purpose of the Council is to foster cooperation among the three member counties in all areas of service.

The Council is governed by a Board consisting of one representative from each member county's Board of County Commissioners. The Council establishes cooperative programs which benefit member entities. Fulton County obtains employees health, dental and vision coverage through a program established by the Council.

Regional Port Authority of Northwest Ohio - The Regional Port Authority of Northwest Ohio (the "Authority") was created in June 2008 and is a jointly governed organization between Defiance, Henry, Paulding and Fulton Counties. The Authority was established pursuant to Ohio Revised Code Section 4582.21. The purpose of the Authority is to enhance, foster, aid, provide or promote transportation, economic development, housing, recreation, education, governmental operations, culture, research and the creation and preservation of jobs and employment opportunities.

FULTON COUNTY, OHIO
NOTES TO THE BASIC FINANCIAL STATEMENTS
FOR THE YEAR ENDED DECEMBER 31, 2010
(Continued)

NOTE 2 - SUMMARY OF SIGNIFICANT ACCOUNTING POLICIES - (Continued)

The Authority is governed by a Board consisting of twelve appointed members. Each member county's Board of County Commissioners shall appoint three members. Each respective Board of County Commissioners shall appoint one member of the Board whose initial term expires December 31, 2010, one member of the Board whose initial term expires December 31, 2011 and one member of the Board whose initial term expires December 31, 2012. Upon the expiration of the initial terms, each subsequent member of the Board shall serve a four year term commencing on January 1 of each year.

Any county may withdraw from the Authority by resolution of that county's Board of County Commissioners. Upon withdrawal, such county shall not be entitled to any distribution from the Authority and forfeits its rights to receive any funds it contributed to the Authority. The Authority may be dissolved by adoption of a resolution by all member counties' Board of County Commissioners. Upon dissolution and after paying all expenses, costs and debts of the Authority, any real or personal property given to the Authority shall be returned to the county from which it was received, and any balances remaining in the funds of the Authority, and remaining real or personal property of the Authority, shall be distributed to the counties equally.

During 2010, the County made no contributions to the Authority. Financial information of the Authority can be obtained by contacting Jerry J. Arkebauer, Executive Director, 1300 E. 2nd Street, Suite 200, Defiance, Ohio 43512.

JOINT VENTURES WITHOUT EQUITY INTEREST

Corrections Center of Northwest Ohio - The County is a member of Northwest Ohio's Multicounty - Municipal Correctional Center (CCNO), which is a joint venture between Defiance, Fulton, Henry, Lucas and Williams counties and the City of Toledo. The purpose of the CCNO is to provide additional jail space for convicted criminals in the five counties and City of Toledo and to provide a correctional center for the inmates. The CCNO joint venture was created in 1986, construction was finished and occupancy was taken December 31, 1996.

The CCNO is governed by a commission team made up of 18 members. These members consist of one judge, one chief law enforcement officer, and one county commissioner or administrative official from each entity. Sources of revenue include operating costs and capital costs contributed by members and rental revenue. The County does not have explicit, measurable right to the net resources of the CCNO. Total expenditures made by the County to the CCNO in 2010 were \$1,305,679. Complete financial statements for the CCNO can be obtained from the CCNO's administrative office on County Road 24 in Stryker, Ohio.

Regional Planning Commission - The County, along with the townships, villages and cities within Fulton County, is a participant in the joint venture to operate the Fulton County Regional Planning Commission (the "Commission"). The Commission's duties are to make studies, maps, plans, recommendations and reports concerning the physical, environmental, social, economic and governmental characteristics, functions, services, and other aspects of the County.

FULTON COUNTY, OHIO
NOTES TO THE BASIC FINANCIAL STATEMENTS
FOR THE YEAR ENDED DECEMBER 31, 2010
(Continued)

NOTE 2 - SUMMARY OF SIGNIFICANT ACCOUNTING POLICIES - (Continued)

The entities within the Commission pay an annual assessment to the Commission based on census figures. The County's assessments are a match to the total assessment on the members. The financial statements of the Commission can be reviewed at the Fulton County Courthouse, Wauseon.

Quadco Rehabilitation Center - The County is a participant with Henry, Defiance, and Williams Counties in a joint venture to operate Quadco Rehabilitation Center, Administrative Board (Quadco). Quadco, a nonprofit corporation, provides services and facilities for training physically and mentally disabled persons. Quadco is responsible for contracting with various agencies to obtain funding to operate the organization.

Quadco is governed by an eight member Board composed of two appointees made by each of the four County Boards of Developmental Disabilities (County Boards of DD). This Board in conjunction with the County Boards of DD assesses the need of the adult mentally retarded and developmentally disabled residents in each County and sets priorities based on available funds. The County provides subsidies to Quadco based on units of service provided to it. For the year ended December 31, 2010 the County remitted \$15,455 to Quadco to supplement its operations.

The Board operates autonomously from the County and the County has no financial responsibility for the operations of the Board. On dissolution of Quadco, the property and equipment of the corporation would revert back to the four counties. This access to the net resources of the Board has not been explicitly defined, nor is it currently measurable. Complete financial statements for Quadco can be obtained from Quadco's administrative office at 427 N. Fulton Street, Stryker, Ohio.

Four County Solid Waste District - The County is a member of the Four County Solid Waste District (District), which is a joint venture between Fulton, Defiance, Paulding, and Williams counties. The purpose of the District is to make disposal of waste in the four-county area more comprehensive in terms of recycling, incinerating, and landfilling. The District was created in 1989.

The District is governed and operated through a twelve member Board of Directors, comprised of three commissioners from each county. Financial records are maintained by the Williams County Auditor in Bryan, Ohio. The District's sole revenue source is derived from a waste disposal fee for in-district and out-of-district waste.

The County has an ongoing financial interest in the District. The County Commissioners are able to influence the Board of Directors to use the District's surplus resources to undertake special projects of interest of the County's citizens. In the event that a county withdraws from the District, this access to the net resources has not been explicitly defined, nor is it currently measurable. The County has no ongoing financial responsibility for the District. No contributions were made by the County to the District in 2010. Grant monies received by the County from the District are reported in a special revenue fund.

Community Improvement Corporation of Fulton County - The County, along with the townships, villages and cities within Fulton County, is a participant in the joint venture to operate the Community Improvement Corporation (CIC) of Fulton County. The CIC's duties are to advance, encourage and promote the industrial, economic, commercial and civic development of the County and the surrounding territory.

FULTON COUNTY, OHIO
NOTES TO THE BASIC FINANCIAL STATEMENTS
FOR THE YEAR ENDED DECEMBER 31, 2010
(Continued)

NOTE 2 - SUMMARY OF SIGNIFICANT ACCOUNTING POLICIES - (Continued)

The CIC is governed by a board of twenty-three trustees. Four of these trustees are elected and appointed officials of Fulton County, with the remaining trustees consisting of officials from the various municipalities, townships and villages represented, as well as four at-large members from local businesses which have an interest in economic development. The County's degree of control over the board is limited to its representation on the board.

Northwest Ohio Juvenile Detention, Training, and Rehabilitation District - The County is a participant with Defiance, Henry, and Williams Counties in a joint venture to operate the Northwest Juvenile Detention, Training, and Rehabilitation District (NWOJDD), established to operate both detention and training and rehabilitation facilities for juveniles.

NWOJDD is governed and operated by a thirteen member board of trustees consisting of three trustees from each county and one at large member. Revenue sources are from member counties and rental revenue. The County has no ongoing financial responsibility for NWOJDD. The County remitted \$251,812 to NWOJDD in 2010.

Four County Board of Alcohol, Drug Addiction and Mental Health Services - The Four County Board of Alcohol, Drug Addiction and Mental Health Services (the "Board") is a joint venture between Fulton, Defiance, Henry, and Williams Counties. The purpose of this board is to provide alcohol, drug addiction, and mental health services to individuals in the four counties.

The Four County Board is governed by a Board consisting of eighteen members. The breakdown is as follows: four members are appointed by the Ohio Director of Alcohol and Drug Addiction Services and by the Ohio Department of Mental Health, three each are appointed by the Defiance and Fulton County Commissioners, and two each are appointed by the Henry and Williams County Commissioners.

The main sources of revenue of the Board are State and federal grants, and a property tax levy covering the entire four county areas. Outside agencies are contracted by the Board to provide services for the Board. The Board operates autonomously from the County and the County has no financial responsibility for the operations of the Board. The County does have indirect access to the net resources of the Board. In the event the County withdrew from the Board it would be entitled to a share of the state and federal grants that is currently being received by the Board. This access to net resources of the Board has not been explicitly defined, nor is it currently measurable. Complete financial statements for the Board can be obtained from the Board at its offices located at State Route 66 at State Route 34, Archbold, Ohio.

B. Basis of Presentation

Government-wide Financial Statements - The statement of net assets and the statement of activities display information about the County as a whole. These statements include the financial activities of the primary government except for fiduciary funds. The activity of the internal service fund is eliminated to avoid "doubling up" revenues and expenses. The statements distinguish between those activities of the County that are governmental and those that are considered business-type activities.

The statement of net assets presents the financial condition of the governmental and business-type activities of the County at year-end. The statement of activities presents a comparison between direct expenses and program revenues for each program or function of

FULTON COUNTY, OHIO
NOTES TO THE BASIC FINANCIAL STATEMENTS
FOR THE YEAR ENDED DECEMBER 31, 2010
(Continued)

NOTE 2 - SUMMARY OF SIGNIFICANT ACCOUNTING POLICIES - (Continued)

the County's governmental activities and for the business-type activities of the County. Direct expenses are those that are specifically associated with a service, program or department and therefore clearly identifiable to a particular function. The policy of the County is to not allocate indirect expenses to functions in the statement of activities. Program revenues include charges paid by the recipient of the goods or services offered by the program, grants and contributions that are restricted to meeting the operational or capital requirements of a particular program. Revenues, which are not classified as program revenues, are presented as general revenues of the County, with certain limited exceptions. The comparison of direct expenses with program revenues identifies the extent to which each business segment or governmental function is self-financing or draws from the general revenues of the County.

Fund Financial Statements - During the year, the County segregates transactions related to certain County functions or activities in separate funds in order to aid financial management and to demonstrate legal compliance. Fund financial statements are designed to present financial information of the County at this more detailed level. The focus of governmental and proprietary fund financial statements is on major funds. Each major fund is presented in a separate column. Nonmajor funds are aggregated and presented in a single column. The internal service funds are presented in a single column on the face of the proprietary fund statements. Fiduciary funds are reported by type.

C. Fund Accounting

The County uses funds to maintain its financial records during the year. A fund is defined as a fiscal and accounting entity with a self-balancing set of accounts. There are three categories of funds: governmental, proprietary and fiduciary.

Governmental Funds - Governmental funds are those through which most governmental functions typically are financed. Governmental fund reporting focuses on the sources, uses and balances of current financial resources. Expendable assets are assigned to the various governmental funds according to the purposes for which they may or must be used. Current liabilities are assigned to the fund from which they will be paid. The difference between governmental fund assets and liabilities is reported as fund balance. The following are the County's major governmental funds:

General - The general fund is used to account for all activities of the County not required to be included in another fund. The general fund balance is available to the County for any purpose provided it is expended or transferred according to the general laws of Ohio.

Motor Vehicle and Gas Tax - This fund accounts for revenues derived from motor vehicle licenses, and gasoline taxes. Expenditures are restricted by State law to County road and bridge repair and maintenance programs.

County Board of Developmental Disabilities (County Board of DD) - This fund accounts for the operation of a school and the costs of administering a workshop for the mentally retarded and developmentally disabled. Revenue sources include a countywide property tax levy and federal and State grants.

EMS Advanced and Basic Life Services - This fund accounts for a property tax levy, charges for services and cost of services related to the emergency medical services provided by the County.

FULTON COUNTY, OHIO
NOTES TO THE BASIC FINANCIAL STATEMENTS
FOR THE YEAR ENDED DECEMBER 31, 2010
(Continued)

NOTE 2 - SUMMARY OF SIGNIFICANT ACCOUNTING POLICIES - (Continued)

Other governmental funds of the County are used to account for (a) financial resources to be used for the acquisition, construction, or improvement of capital facilities; (b) for the accumulation of resources for, and the repayment of, general long-term debt principal, interest and related costs and (c) for grants and other resources, the use of which is restricted to a particular purpose.

Proprietary Funds - Proprietary fund reporting focuses on the determination of operating income, changes in net assets, financial position and cash flows. Proprietary funds are classified as either enterprise or internal service.

Enterprise Funds - Enterprise funds may be used to account for any activity for which a fee is charged to external users for goods or services. The County has presented the following major enterprise funds:

Sewer - This fund accounts for sanitary sewer services provided to individual and commercial users in the majority of the unincorporated areas of the County. The costs of providing these services are financed primarily through user charges.

Water - This fund accounts for revenues and expenses associated with water services provided from the County to individual and commercial users. The costs of providing these services are financed primarily through user charges.

The other enterprise funds of the County are used to account for the solid waste incinerator and recycling activities. These funds are nonmajor funds whose activities have been aggregated and presented in a single column in the BFS.

Internal Service Funds - Internal service funds account for the financing of services provided by one department or agency to other departments or agencies of the County on a cost-reimbursement basis. The County's internal service funds primarily account for geographic information systems services provided to various departments of the County and information technology services provided to various departments of the County.

Fiduciary Funds - Fiduciary fund reporting focuses on net assets and changes in net assets. The fiduciary fund category is split into four classifications: pension trust funds, investment trust funds, private-purpose trust funds and agency funds. Trust funds are used to account for assets held by the County under a trust agreement for individuals, private organizations, or other governments and are therefore not available to support the County's own programs. Agency funds are custodial in nature (assets equal liabilities) and do not involve measurement of results of operations. The County's only fiduciary funds are agency funds. The County's agency funds account for assets held by the County for political subdivisions in which the County acts as fiscal agent and for taxes, State-levied shared revenues, and fines and for forfeitures collected and distributed to other political subdivisions.

D. Measurement Focus

Government-wide Financial Statements - The government-wide financial statements are prepared using the economic resources measurement focus. All assets and liabilities associated with the operation of the County are included on the statement of net assets.

FULTON COUNTY, OHIO
NOTES TO THE BASIC FINANCIAL STATEMENTS
FOR THE YEAR ENDED DECEMBER 31, 2010
(Continued)

NOTE 2 - SUMMARY OF SIGNIFICANT ACCOUNTING POLICIES - (Continued)

Fund Financial Statements - All governmental funds are accounted for using a flow of current financial resources measurement focus. With this measurement focus, only current assets and current liabilities generally are included on the balance sheet. The statement of revenues, expenditures and changes in fund balances reports on the sources (i.e., revenues and other financing sources) and uses (i.e., expenditures and other financing uses) of current financial resources. This approach differs from the manner in which the governmental activities of the government-wide financial statements are prepared. Governmental fund financial statements therefore include a reconciliation with brief explanations to better identify the relationship between the government-wide statements and the statements for governmental funds.

Like the government-wide statements, all proprietary fund types are accounted for on a flow of economic resources measurement focus. All assets and liabilities associated with the operation of these funds are included on the statement of net assets. The statement of changes in fund net assets presents increases (i.e., revenues) and decreases (i.e., expenses) in net total assets. The statement of cash flows provides information about the County finances and meets the cash flow needs of its proprietary funds.

Agency funds do not report a measurement focus as they do not report operations.

E. Basis of Accounting

Basis of accounting determines when transactions are recorded in the financial records and reported on the basic financial statements. Government-wide financial statements are prepared using the full accrual basis of accounting. Governmental funds use the modified accrual basis of accounting. Proprietary and fiduciary funds use the full accrual basis of accounting. Differences in the full accrual and the modified accrual basis of accounting arise in the recognition of revenue, the recording of deferred revenue, and in the presentation of expenses versus expenditures.

Revenues - Exchange and Nonexchange Transactions - Revenues resulting from exchange transactions, in which each party gives and receives essentially equal value, are recorded on the full accrual basis when the exchange takes place. On a modified accrual basis, revenue is recorded in the fiscal year in which the resources are measurable and become available. Available means that the resources will be collected within the current fiscal year or are expected to be collected soon enough thereafter to be used to pay liabilities of the current fiscal year. For the County, available means expected to be received within sixty days of year end.

Nonexchange transactions, in which the County receives value without directly giving equal value in return, include sales taxes, property taxes, grants, entitlements and donations. On a full accrual basis, revenue from sales taxes is recognized in the year in which the sales are made. Revenue from property taxes is recognized in the fiscal year for which the taxes are levied (See Note 6). Revenue from grants, entitlements and donations is recognized in the fiscal year in which all eligibility requirements have been satisfied. Eligibility requirements include timing requirements, which specify the year when the resources are required to be used or the year when use is first permitted, matching requirements, in which the County must provide local resources to be used for a specified purpose, and expenditure requirements, in which the resources are provided to the County on a reimbursement basis. On a modified accrual basis, revenue from all other nonexchange transactions must also be

FULTON COUNTY, OHIO
NOTES TO THE BASIC FINANCIAL STATEMENTS
FOR THE YEAR ENDED DECEMBER 31, 2010
(Continued)

NOTE 2 - SUMMARY OF SIGNIFICANT ACCOUNTING POLICIES - (Continued)

available before it can be recognized.

Under the modified accrual basis, the following revenue sources are considered to be both measurable and available at year end: sales tax (See Note 7), interest, federal and State grants and subsidies, State-levied locally shared taxes (including motor vehicle license fees and gasoline taxes), fees and rentals.

Unearned Revenue and Deferred Revenue - Unearned revenue and deferred revenue arise when assets are recognized before revenue recognition criteria have been satisfied.

Property taxes for which there is an enforceable legal claim as of December 31, 2010, but which were levied to finance year 2011 operations, and other revenues received in advance of the fiscal year for which they were intended to finance, have been recorded as unearned revenue. Special assessments not received within the available period, grants and entitlements received before the eligibility requirements are met, and delinquent property taxes due at December 31, 2010, are recorded as deferred revenue in the governmental funds.

On governmental fund financial statements, receivables that will not be collected within the available period have been reported as deferred revenue.

Expense/Expenditures - On the full accrual basis of accounting, expenses are recognized at the time they are incurred.

The measurement focus of governmental fund accounting is on decreases in net financial resources (expenditures) rather than expenses. Expenditures are generally recognized in the accounting period in which the related fund liability is incurred, if measurable. Allocations of cost, such as depreciation and amortization, are not recognized in governmental funds.

F. Budgetary Data

The budgetary process is prescribed by provisions of the Ohio Revised Code and entails the preparation of budgetary documents within an established timetable. The major documents prepared are the tax budget, the certificate of estimated resources and the appropriation resolution, all of which are prepared on the budgetary basis of accounting. The certificate of estimated resources and the appropriation resolution are subject to amendment throughout the year with the legal restriction that appropriations cannot exceed estimated resources, as certified.

All funds, other than agency funds and the OWDA debt service fund, are required to be budgeted and appropriated. The primary level of budgetary control is at the object level within each department. Budgetary modifications may only be made by resolution of the County Commissioners.

Tax Budget - A budget of estimated cash receipts and disbursements is submitted to the County Auditor, as secretary of the County Budget Commission, by July 20 of each year, for the period January 1 to December 31 of the following year. All funds, except agency funds and the OWDA debt service fund, are legally required to be budgeted. The purpose of the tax budget is to reflect the need for existing (or increased) tax rates.

FULTON COUNTY, OHIO
NOTES TO THE BASIC FINANCIAL STATEMENTS
FOR THE YEAR ENDED DECEMBER 31, 2010
(Continued)

NOTE 2 - SUMMARY OF SIGNIFICANT ACCOUNTING POLICIES - (Continued)

Estimated Resources - The County Budget Commission determines if the budget substantiates a need to levy the full amount of authorized property tax rates and reviews revenue estimates. The County Budget Commission certifies its actions to the County by September 1. As part of this certification, the County receives the official certificate of estimated resources, which states the projected revenue of each fund.

On or about January 1, the certificate of estimated resources is amended to include unencumbered fund balances at December 31. Further amendments may be made during the year if the County Auditor determines that revenue to be collected will be greater than or less than the prior estimates and the County Budget Commission finds the revised estimates to be reasonable. The amounts set forth in the budgetary statements represent estimates from the original and final amended certificate of estimated resources issued during 2010.

Appropriations - A temporary appropriation resolution to control cash disbursements may be passed on or about January 1 of each year for the period January 1 to March 31. An annual appropriation resolution must be passed by April 1 of each year for the period January 1 to December 31. The appropriation resolution may be amended or supplemented during the year as new information becomes available. Appropriations may not exceed estimated resources. The County legally adopted several supplemental appropriations during the year. The original budget and all budgetary amendments and supplemental appropriations necessary during 2010 are included in the original and final budget amounts in the budget-to-actual comparisons.

Lapsing of Appropriations - At the close of each fiscal year, the unencumbered balance of each appropriation reverts to the respective fund from which it was appropriated and becomes subject to future appropriations. The encumbered appropriation balance is carried forward to the succeeding fiscal year and is not reappropriated.

G. Cash and Investments

To improve cash management, cash received by the County is pooled. Monies for all funds, including proprietary funds, are maintained in this pool. Individual fund integrity is maintained through the County's records. Each fund's interest in the pool is presented as "equity in pooled cash and investments" on the basic financial statements.

During 2010, investments were limited to federal agency securities, nonnegotiable certificates of deposit and U.S. Government money market mutual funds.

Except for nonparticipating investment contracts, investments are reported at fair value which is based on quoted market prices. Nonparticipating investment contracts such as nonnegotiable certificates of deposit are reported at cost.

Under existing Ohio statutes all investment earnings are assigned to the general fund unless statutorily required to be credited to a specific fund. Interest revenue credited to the general fund during 2010 amounted to \$540,260 which includes \$474,717 assigned from other County funds.

FULTON COUNTY, OHIO
NOTES TO THE BASIC FINANCIAL STATEMENTS
FOR THE YEAR ENDED DECEMBER 31, 2010
(Continued)

NOTE 2 - SUMMARY OF SIGNIFICANT ACCOUNTING POLICIES - (Continued)

The County has segregated bank accounts for monies held separately from the County's central bank account. These depository accounts are presented on the basic financial statements as "cash in segregated accounts" since they are not required to be deposited into the County treasury.

For presentation on the basic financial statements, investments of the cash management pool and investments with original maturities of three months or less at the time they are purchased by the County are considered to be cash equivalents. Investments with an initial maturity of more than three months are reported as investments.

An analysis of the County's investment account at year end is provided in Note 4.

H. Inventories of Materials and Supplies

On the government-wide and fund financial statements, purchased inventories are presented at the lower of cost or market and donated commodities are presented at their entitlement value. Inventories are recorded on a first-in, first-out basis and are expensed when used. Inventories are accounted for using the consumption method.

On fund financial statements, reported material and supplies inventory is equally offset by a fund balance reserve in the governmental funds which indicates that it does not constitute available spendable resources even though it is a component of net current assets.

I. Capital Assets

Governmental capital assets are those assets not specifically related to activities reported in the proprietary funds. These assets generally result from expenditures in the governmental funds. These assets are reported in the governmental activities column of the government-wide statement of net assets, but are not reported in the fund financial statements. Capital assets utilized by the proprietary funds are reported both in the business-type activities column of the government-wide statement of net assets and in the respective funds.

All capital assets are capitalized at cost (or estimated historical cost) and updated for additions and retirements during the year. Donated capital assets are recorded at their fair market values as of the date received. The County maintains a capitalization threshold of \$2,500. The County's infrastructure consists of roads, bridges, culverts and water and sewer lines. Improvements are capitalized; the costs of normal maintenance and repairs that do not add to the value of the asset or materially extend an asset's life are not capitalized. Interest incurred during the construction of capital assets is also capitalized.

All reported capital assets are depreciated except for land and construction in process. Improvements are depreciated over the remaining useful lives of the related capital assets. Useful lives for infrastructure were estimated based on the County's historical records of necessary improvements and replacements. Depreciation is computed using the straight-line method over the following useful lives:

FULTON COUNTY, OHIO
NOTES TO THE BASIC FINANCIAL STATEMENTS
FOR THE YEAR ENDED DECEMBER 31, 2010
(Continued)

NOTE 2 - SUMMARY OF SIGNIFICANT ACCOUNTING POLICIES - (Continued)

<u>Description</u>	<u>Governmental Activities Estimated Lives</u>	<u>Business-Type Activities Estimated Lives</u>
Land improvements	10 - 20 years	-
Buildings and improvements	20 - 40 years	20 - 40 years
Machinery and equipment	5 - 20 years	5 - 20 years
Vehicles	8 - 20 years	5 years
Sewer lines/water lines	-	50 years
Infrastructure	20 - 50 years	20 - 50 years

Interest is capitalized on proprietary fund capital assets acquired with tax-exempt debt. The County's policy is to capitalize net interest on construction projects until substantial completion of the project. The amount of capitalized interest equals the difference between the interest cost associated with the tax-exempt borrowing used to finance the project from the date of borrowing until completion of the project and the interest earned from temporary investment of the debt proceeds over the same period.

Capitalized interest is amortized on the straight-line method over the estimated useful life of the asset. For 2010, the net interest expense incurred on proprietary fund construction projects was not material.

J. Compensated Absences

Compensated absences of the County consist of vacation leave and sick leave to the extent that payment to the employee for these absences is attributable to services already rendered and is not contingent on a specific event that is outside the control of the County and the employee.

In accordance with the provisions of GASB Statement No. 16, "Accounting for Compensated Absences", a liability for vacation leave is accrued if a) the employees' rights to payment are attributable to services already rendered; and b) it is probable that the employer will compensate the employees for the benefits through paid time off or other means, such as cash payment at termination or retirement. A liability for sick leave is based on the sick leave accumulated at December 31, 2010, by those employees who are currently eligible to receive termination (severance) payments, as well as those employees expected to become eligible in the future. Sick leave benefits are accrued using the vesting method.

The total liability for vacation and sick leave payments has been calculated using pay rates in effect at December 31, 2010, and reduced to the maximum payment allowed by labor contract and/or statute, plus applicable additional salary related payments.

County employees earn vacation at varying rates ranging from two to five weeks per year. Sick leave is accumulated at the rate of 4.6 hours per 80 hours worked. Vacation and sick leave are accumulated on an hours worked basis. Vacation pay is vested after one year and sick pay upon eligibility for retirement. Accumulated vacation cannot exceed three times the annual accumulation rate for an employee.

The entire compensated absences liability is reported on the government-wide financial statements.

FULTON COUNTY, OHIO
NOTES TO THE BASIC FINANCIAL STATEMENTS
FOR THE YEAR ENDED DECEMBER 31, 2010
(Continued)

NOTE 2 - SUMMARY OF SIGNIFICANT ACCOUNTING POLICIES - (Continued)

On governmental fund financial statements, compensated absences are recognized as liabilities and expenditures to the extent payments come due each period upon the occurrence of employee resignations and retirements. These amounts are recorded in the accounts "compensated absences payable" in the fund from which the employees who have accumulated leave are paid. The noncurrent portion of the liability is not reported. For proprietary funds, the entire amount of compensated absences is reported as a fund liability.

K. Prepaid Items

Payments made to vendors for services that will benefit periods beyond December 31, 2010, are recorded as prepaid items using the consumption method by recording a current asset for the prepaid amount and reflecting the expenditure/expense in the year in which services are consumed.

L. Accrued Liabilities and Long-term Obligations

All payables, accrued liabilities and long-term obligations are reported in the government-wide financial statements, and all payables, accrued liabilities and long-term obligations payable from proprietary funds are reported in the proprietary fund financial statements.

In general, governmental fund payables and accrued liabilities that, once incurred, are paid in a timely manner and in full from current financial resources are reported as obligations of the funds. However, claims and judgments, compensated absences and special termination benefits that will be paid from governmental funds are reported as a liability in the fund financial statements only to the extent that they are due for payment during the current year. Bonds, notes, capital leases and long-term loans are recognized as a liability in the fund financial statements when due.

M. Interfund Transactions

Transfers between governmental and business-type activities on the government-wide financial statements are reported in the same manner as general revenues.

During the normal course of operations, the County has numerous transactions between funds. Transfers represent movement of resources from a fund receiving revenue to a fund through which those resources will be expended and are recorded as other financing sources (uses) in governmental funds and as transfers in proprietary funds. Interfund transactions that would be treated as revenues and expenditures/expenses if they involved organizations external to the County are treated similarly when involving other funds of the County.

Activity between funds that is representative of lending/borrowing arrangements outstanding at the end of the fiscal year are referred to as "advances to/from other funds" for long-term loans and "interfund loans receivable/payable" for loans expected to be repaid within one year. All other outstanding balances outstanding between funds are reported as "due to/from other funds." These amounts are eliminated in the statement of net assets, except for any residual balances outstanding between the governmental activities and business-type activities, which are reported in the government-wide financial statements as "internal balances".

FULTON COUNTY, OHIO
NOTES TO THE BASIC FINANCIAL STATEMENTS
FOR THE YEAR ENDED DECEMBER 31, 2010
(Continued)

NOTE 2 - SUMMARY OF SIGNIFICANT ACCOUNTING POLICIES - (Continued)

Advances between funds, as reported in the governmental fund financial statements, are offset by a fund balance reserve account in applicable governmental funds to indicate they are not available for appropriation and are not expendable available financial resources.

N. Fund Balance Reserves and Designations

Reserved or designated fund balances indicate that a portion of fund equity is not available for current appropriation or use. The unreserved or undesignated portions of fund equity reflected in the governmental funds are available for use within the specific purposes of the funds.

The County reports amounts representing encumbrances outstanding, prepayments, materials and supplies inventories, advances and loans receivable. The County reports amounts set-aside by the County Commissioners as budget stabilization as designation of fund balance in the governmental funds.

O. Operating Revenues and Expenses

Operating revenues are those revenues that are generated directly from the primary activities of the proprietary funds. For the County, these revenues are charges for services for the water, sewer, solid waste incinerator, recycling and geographic information systems programs. Operating expenses are necessary costs incurred to provide the good or service that are the primary activity of the fund.

P. Contributions of Capital

Contributions of capital in proprietary fund financial statements arise from outside contributions of capital assets, or from grants or outside contributions of resources restricted to capital acquisition and construction. During 2010, the water and sewer funds received \$4,289,717 and \$209,723 in contributions, respectively.

Q. Net Assets

Net assets represent the difference between assets and liabilities. Net assets invested in capital assets, net of related debt consists of capital assets, net of accumulated depreciation, reduced by the outstanding balances of any borrowing used for the acquisition, construction or improvement of those assets. Net assets are reported as restricted when there are limitations imposed on their use either through the enabling legislation or through external restrictions imposed by creditors, grantors or laws or regulations of other governments. Net assets restricted for other purposes primarily consist of amounts restricted for special projects at the Western and Eastern District Courts. At December 31, 2010, there were no net assets restricted by enabling legislation.

The County applies restricted resources first when an expense is incurred for purposes for which both restricted and unrestricted net assets are available.

FULTON COUNTY, OHIO
NOTES TO THE BASIC FINANCIAL STATEMENTS
FOR THE YEAR ENDED DECEMBER 31, 2010
(Continued)

NOTE 2 - SUMMARY OF SIGNIFICANT ACCOUNTING POLICIES - (Continued)

R. Extraordinary and Special Items

Extraordinary items are transactions or events that are both unusual in nature and infrequent in occurrence. Special items are transactions or events that are within the control of management and are either unusual in nature or infrequent in occurrence. The County had no extraordinary or special items during 2010.

S. Estimates

The preparation of basic financial statements in conformity with GAAP requires management to make estimates and assumptions that affect the amounts reported in the basic financial statements and accompanying notes. Actual results may differ from those estimates.

NOTE 3 - ACCOUNTABILITY AND COMPLIANCE

A. Change in Accounting Principles

For fiscal year 2010, the County has implemented GASB Statement No. 51, "Accounting and Financial Reporting for Intangible Assets", GASB Statement No. 53, "Accounting and Financial Reporting for Derivative Instruments", and GASB Statement No. 58, "Accounting and Financial Reporting for Chapter 9 Bankruptcies".

GASB Statement No. 51 addresses accounting and financial reporting standards for intangible assets, which are assets that lack physical substance, are nonfinancial in nature, and have an initial useful life extending beyond a single reporting period. Examples of intangible assets include easements, water rights, computer software, patents, and trademarks. GASB Statement No. 51 improves the quality of financial reporting by creating consistency in the recognition, initial measurement, and amortization of intangible assets. The implementation of GASB Statement No. 51 did not have an effect on the financial statements of the County.

GASB Statement No. 53 addresses the recognition, measurement, and disclosure of information regarding derivative instruments entered into by state and local governments. Derivative instruments are financial arrangements used by governments to manage specific risks or to make investments. Common types of derivative instruments include interest rate and commodity swaps, interest rate locks, options, swaptions, forward contracts, and futures contracts. The implementation of GASB Statement No. 53 did not have an effect on the financial statements of the County.

GASB Statement No. 58 establishes accounting and financial reporting guidance for governments that have petitioned for protection from creditors by filing for bankruptcy under Chapter 9 of the United States Bankruptcy Code. GASB Statement No. 58 requires governments to remeasure liabilities that are adjusted in bankruptcy when the bankruptcy court confirms a new payment plan. The implementation of GASB Statement No. 58 did not have an effect on the financial statements of the County.

B. Deficit Fund Balances

<u>Nonmajor governmental fund</u>	<u>Deficit</u>
Law library	\$ 8,173
FY 2010 community corrections	1,847
Ditch bond retirement	63,177

FULTON COUNTY, OHIO
NOTES TO THE BASIC FINANCIAL STATEMENTS
FOR THE YEAR ENDED DECEMBER 31, 2010
(Continued)

NOTE 3 - ACCOUNTABILITY AND COMPLIANCE - (Continued)

These funds complied with Ohio State law, which does not permit a cash basis deficit at year end. The general fund is liable for any deficits in these funds and provides transfers when cash is required, not when accruals occur. The deficit fund balances resulted from adjustments for accrued liabilities.

NOTE 4 - DEPOSITS AND INVESTMENTS

Monies held by the County are classified by State statute into two categories. Active monies are public monies determined to be necessary to meet current demand upon the County treasury. Active monies must be maintained either as cash in the County treasury, in commercial accounts payable or withdrawable on demand, including negotiable order of withdrawal (NOW) accounts, or in money market deposit accounts.

Monies held by the County which are not considered active are classified as inactive. Inactive monies may be deposited or invested in the following securities:

1. United States Treasury Notes, Bills, Bonds, or any other obligation or security issued by the United States Treasury or any other obligation guaranteed as to principal and interest by the United States;
2. Bonds, notes, debentures, or any other obligations or securities issued by any federal government agency or instrumentality, including, but not limited to, the Federal National Mortgage Association, Federal Home Loan Bank, Federal Farm Credit Bank, Federal Home Loan Mortgage Corporation, Government National Mortgage Association, and Student Loan Marketing Association. All federal agency securities shall be direct issuances of federal government agencies or instrumentalities;
3. Written repurchase agreements in the securities listed above provided that the market value of the securities subject to the repurchase agreement must exceed the principal value of the agreement by at least two percent and be marked to market daily, and that the term of the agreement must not exceed thirty days;
4. Bonds and other obligations of the State of Ohio;
5. No-load money market mutual funds consisting exclusively of obligations described in items (1) or (2) above and repurchase agreements secured by such obligations, provided that investments in securities described in this division are made only through eligible institutions;
6. The State Treasurer's investment pool State Treasury Asset Reserve of Ohio (STAR Ohio);
7. Certain banker's acceptance and commercial paper notes for a period not to exceed one hundred eighty days from the purchase date in an amount not to exceed twenty-five percent of the interim monies available for investment at any one time;
8. Under limited circumstances, corporate debt interests rated in either of the two highest classifications by at least two nationally recognized rating agencies.
9. High grade commercial paper for a period not to exceed 180 days and in an amount not to exceed twenty-five percent of the County's total average portfolio; and
10. Bankers acceptances for a period not to exceed 180 days and in an amount not to exceed twenty-five percent of the County's total average portfolio.

FULTON COUNTY, OHIO
NOTES TO THE BASIC FINANCIAL STATEMENTS
FOR THE YEAR ENDED DECEMBER 31, 2010
(Continued)

NOTE 4 - DEPOSITS AND INVESTMENTS - (Continued)

Protection of the County's deposits is provided by the Federal Deposit Insurance Corporation (FDIC), by eligible securities pledged by the financial institution as security for repayment, by surety company bonds deposited with the County Treasurer by the financial institution or by a single collateral pool established by the financial institution to secure the repayment of all public monies deposited with the institution.

Investments in stripped principal or interest obligations, reverse repurchase agreements and derivatives are prohibited. The issuance of taxable notes for the purpose of arbitrage, the use of leverage and short selling are also prohibited. An investment must mature within five years from the date of purchase unless matched to a specific obligation or debt of the County, and must be purchased with the expectation that it will be held to maturity. Investments may only be made through specified dealers and institutions. Payment for investments may be made only upon delivery of the securities representing the investments to the County Treasurer or, if the securities are not represented by a certificate, upon receipt of confirmation of transfer from the custodian.

A. Cash in Segregated Accounts

At year end, the County had \$867,752 cash and cash equivalents deposited separate from the County's internal investment pool. This amount is included in the amount of deposits with fiscal institutions below.

B. Deposits with Financial Institutions

At December 31, 2010, the carrying amount of all County deposits was \$33,626,767. Based on the criteria described in GASB Statement No. 40, "Deposits and Investment Risk Disclosures", as of December 31, 2010, \$28,581,987 of the County's bank balance of \$33,888,864 was exposed to custodial risk as discussed below, while \$5,306,877 was covered by the FDIC.

Custodial credit risk is the risk that, in the event of bank failure, the County's deposits may not be returned. All deposits are collateralized with eligible securities in amounts equal to at least 105% of the carrying value of the deposits. Such collateral, as permitted by the Ohio Revised Code, is held in single financial institution collateral pools at Federal Reserve Banks, or at member banks of the federal reserve system, in the name of the respective depository bank and pledged as a pool of collateral against all of the public deposits it holds or as

specific collateral held at the Federal Reserve Bank in the name of the County. The County has no deposit policy for custodial credit risk beyond the requirements of State statute. Although the securities were held by the pledging institutions' trust department and all statutory requirements for the deposit of money had been followed, noncompliance with federal requirements could potentially subject the County to a successful claim by the FDIC.

The County has no deposit policy for custodial credit risk beyond the requirements of State statute. Ohio law requires that deposits be either insured or be protected by eligible securities pledged to and deposited either with the County or a qualified trustee by the financial institution as security for repayment, or by a collateral pool of eligible securities deposited with a qualified trustee and pledged to secure the repayment of all public monies deposited in the financial institution whose market value at all times shall be at least 105% of the deposits being secured.

FULTON COUNTY, OHIO
NOTES TO THE BASIC FINANCIAL STATEMENTS
FOR THE YEAR ENDED DECEMBER 31, 2010
(Continued)

NOTE 4 - DEPOSITS AND INVESTMENTS - (Continued)

C. Investments

As of December 31, 2010, the County had the following investments and maturities:

<u>Investment type</u>	<u>Fair value</u>	<u>Investment maturities</u>			
		<u>6 months or less</u>	<u>7 to 12 months</u>	<u>13 to 18 months</u>	<u>19 to 24 months</u>
FHLB	\$ 2,014,500	\$ 1,020,100	\$ -	\$ -	\$ 994,400
U.S. government money market	<u>10,100</u>	<u>10,100</u>	<u>-</u>	<u>-</u>	<u>-</u>
Total	<u>\$ 2,024,600</u>	<u>\$ 1,030,200</u>	<u>\$ -</u>	<u>\$ -</u>	<u>\$ 994,400</u>

The weighted average maturity of investments is 1.21 years.

Interest Rate Risk: As a means of limiting its exposure to fair value losses arising from rising interest rates and according to State law, the County's investment policy limits investment portfolio maturities to five years or less.

Credit Risk: The U.S. Government money market funds carry a rating of AAAM by Standard & Poor's. The County's investments in federal agency securities were rated AAA and Aaa by Standard & Poor's and Moody's Investor Services, respectively.

Custodial Credit Risk: For an investment, custodial credit risk is the risk that, in the event of the failure of the counterparty, the County will not be able to recover the value of its investments or collateral securities that are in the possession of an outside party. The Federal Home Loan Bank Notes are exposed to custodial credit risk in that they are uninsured and unregistered. The County has no investment policy dealing with investments custodial risk beyond the requirement in State statute that prohibits payments for investments prior to the delivery of the securities representing such investments to the County Treasurer or qualified trustee.

Concentration of Credit Risk: The County places no limit on the amount that may be invested in any one issuer. The following table includes the percentage of each investment type held by the County at December 31, 2010:

<u>Investment type</u>	<u>Fair value</u>	<u>% of total</u>
FHLB	\$ 2,014,500	99.50%
U.S. government money market	<u>10,100</u>	<u>0.50%</u>
Total	<u>\$ 2,024,600</u>	<u>100.00%</u>

D. Reconciliation of Cash and Investments to the Statement of Net Assets

The following is a reconciliation of cash and investments as reported in the note above to cash and investments as reported on the statement of net assets as of December 31, 2010:

FULTON COUNTY, OHIO
NOTES TO THE BASIC FINANCIAL STATEMENTS
FOR THE YEAR ENDED DECEMBER 31, 2010
(Continued)

NOTE 4 - DEPOSITS AND INVESTMENTS - (Continued)

<u>Cash and investments per note</u>	
Carrying amount of deposits	\$ 33,626,767
Investments	<u>2,024,600</u>
Total	<u>\$ 35,651,367</u>
 <u>Cash and investments per statement of net assets</u>	
Governmental activities	\$ 27,673,825
Business-type activities	2,941,102
Agency funds	<u>5,036,440</u>
Total	<u>\$ 35,651,367</u>

NOTE 5 - INTERFUND TRANSACTIONS

- A. Interfund transfers for the year ended December 31, 2010, consisted of the following, as reported on the fund financial statements:

Transfers to general fund from:	
Nonmajor governmental funds	<u>\$ 25,000</u>
Transfers to nonmajor governmental funds from:	
General	223,135
Nonmajor governmental funds	<u>7,625</u>
Total transfers to nonmajor governmental funds	<u>230,760</u>
Transfers to County Board of DD fund from:	
General	<u>45,000</u>
Transfers to nonmajor enterprise funds from:	
General	<u>85,000</u>
Transfers to internal service funds from	
General	59,358
Nonmajor governmental funds	<u>9,581</u>
Total transfers to nonmajor governmental funds	<u>68,939</u>
Total transfers	<u>\$ 454,699</u>

Transfers are used to (1) move revenues from the fund that statute or budget required to collect them to the fund that statute or budget requires to expend them, (2) move receipts restricted to debt service from the funds collecting the receipts to the debt service fund as debt service payments become due, and (3) use unrestricted revenues collected in the general fund to finance various programs accounted for in other funds in accordance with budgetary authorizations.

The transfer to the general fund is from the probate court indigent guardianship fund, a nonmajor governmental fund. This transfer is allowed under Ohio Revised Code Section 2111.51.

All other transfers complied with Ohio Revised Code Sections 5705.14, 5705.15 and 5705.16.

FULTON COUNTY, OHIO
NOTES TO THE BASIC FINANCIAL STATEMENTS
FOR THE YEAR ENDED DECEMBER 31, 2010
(Continued)

NOTE 5 - INTERFUND TRANSACTIONS – (Continued)

Transfers between governmental funds are eliminated on the statement of activities.

- B.** Long-term advances to and from other funds at December 31, 2010, consisted of the following, as reported on the fund financial statements:

<u>Receivable fund</u>	<u>Payable fund</u>	<u>Amount</u>
General	Nonmajor governmental funds	\$ 14,339
Nonmajor governmental funds	Nonmajor governmental funds	23,121
Total long-term advances		<u>\$ 37,460</u>

The balance in the general fund represents amounts due from other funds that are not expected to be repaid within the next fiscal year.

Long-term advances between governmental funds are eliminated on the statement of net assets.

- C.** Interfund loans receivable/payable at December 31, 2010, consisted of the following, as reported on the fund financial statements:

<u>Receivable fund</u>	<u>Payable fund</u>	<u>Amount</u>
General	Nonmajor governmental funds	\$ 69,344
Total interfund loans		<u>\$ 69,344</u>

The balance in the general fund and nonmajor governmental funds represents amounts due from other funds that are expected to be repaid within the next year.

Interfund loans between governmental funds are eliminated on the statement of net assets.

- D.** Due to/from other funds consisted of the following at December 31, 2010, as reported on the fund financial statements:

<u>Receivable fund</u>	<u>Payable fund</u>	<u>Amount</u>
General	Motor vehicle and gas tax	\$ 118
General	Nonmajor governmental funds	7,340
General	Internal service funds	75
Internal service funds	Water	1,780
Internal service funds	Sewer	1,781
Nonmajor governmental funds	General	35,238
Nonmajor governmental funds	Nonmajor governmental funds	<u>106,050</u>
Total due to/from other funds		<u>\$ 152,382</u>

The balances resulted from the time lag between the dates that payments between the funds are made. Amounts due to/from between governmental funds are eliminated on the statement of net assets.

FULTON COUNTY, OHIO
NOTES TO THE BASIC FINANCIAL STATEMENTS
FOR THE YEAR ENDED DECEMBER 31, 2010
(Continued)

NOTE 6 - PROPERTY TAXES

Property taxes include amounts levied against all real and public utility located in the County. Taxes collected from real property taxes (other than public utility) in one calendar year are levied in the preceding calendar year on the assessed value as of January 1 of that preceding year, the lien date. Assessed values are established by the County Auditor at 35 percent of appraised market value. All property is required to be revaluated every six years. Real property taxes are payable annually or semi-annually. If paid annually, payment is due December 31; if paid semi-annually, the first payment is due December 31, with the remainder payable by June 20. Under certain circumstances, State statute permits later payment dates to be established.

Public utility real and tangible personal property taxes collected in one calendar year are levied in the preceding calendar year on assessed values determined as of December 31 of the second year preceding the tax collection year, the lien date. Public utility tangible personal property is assessed at varying percentages of true value; public utility real property is assessed at 35 percent of true value. 2010 public utility property taxes became a lien December 31, 2009, are levied after October 1, 2010, and are collected in 2011 with real property taxes. Public utility property taxes are payable on the same dates as real property taxes described previously.

Tangible personal property tax revenues received in calendar year 2010 (other than public utility property) represent the collection of calendar year 2010 taxes levied against local and inter-exchange telephone companies. Tangible personal property taxes received from telephone companies in calendar year 2010 were levied after October 1, 2009, on the value as of December 31, 2009. Amounts paid by multi-county taxpayers are due September 20. Single county taxpayers may pay annually or semiannually. If paid annually, payment is due April 30; if paid semiannually, the first payment is due April 30, with the remainder payable by September 20.

House Bill No. 66 was signed into law on June 30, 2005. House Bill No. 66 phases out the tax on tangible personal property of general businesses, telephone and telecommunications companies, and railroads. The tax on general business and railroad property was eliminated in calendar year 2009, and the tax on telephone and telecommunications property will be eliminated by calendar year 2011. The tax is phased out by reducing the assessment rate on the property each year. The bill replaces the revenue lost by the County due to the phasing out of the tax. In calendar years 2009-2010, the County was fully reimbursed for the lost revenue. In calendar years 2011-2017, the reimbursements will be phased out.

The County Treasurer collects property taxes on behalf of all taxing districts in the County. The County Auditor periodically remits to the taxing districts their portion of the taxes collected. Property taxes receivable represents real property taxes, public utility taxes, tangible personal property taxes and outstanding delinquencies which are measurable as of December 31, 2010 and for which there is an enforceable legal claim. In the governmental funds, the current portion receivable has been offset by unearned revenue since the current taxes were not levied to finance 2010 operations and the collection of delinquent taxes has been offset by deferred revenue since the collection of the taxes during the available period is not subject to reasonable estimation. On a full accrual basis, collectible delinquent property taxes have been recorded as a receivable and revenue while on a modified accrual basis the revenue is deferred.

The full tax rate for all County operations for the year ended December 31, 2010 was \$10.45 per \$1,000 of assessed value. The assessed values of real and tangible personal property upon which 2010 property tax receipts were based are as follows:

FULTON COUNTY, OHIO

NOTES TO THE BASIC FINANCIAL STATEMENTS
FOR THE YEAR ENDED DECEMBER 31, 2010
(Continued)

NOTE 6 - PROPERTY TAXES - (Continued)

<u>Real property</u>	
Residential/agricultural	\$ 696,804,720
Commercial/industrial/mineral	171,917,130
<u>Public utility</u>	
Real	458,020
Personal	<u>35,523,490</u>
Total assessed value	<u>\$ 904,703,360</u>

NOTE 7 - PERMISSIVE SALES AND USE TAX

In 1983, the County Commissioners by resolution imposed a 0.5% percent tax on all retail sales made in the County, including sales of motor vehicles, and on storage, use, or consumption in the County of tangible personal property, including automobiles, not subject to the sales tax. In 1987, the County Commissioners by resolution increased this tax by 0.5% to provide a total tax of 1.0%. In 2009, the County Commissioners by resolution increased this tax by 0.5% to provide a total tax of 1.5%. Vendor collections of the tax are paid to the State Treasurer by the twenty-third day of the month following collection. The State Tax Commissioner certifies to the State Auditor the amount of the tax to be returned to the County. The Tax Commissioner's certification must be made within forty-five days after the end of the month of collection. The State Auditor then has five days in which to draw the warrant payable to the County.

Proceeds of the sales tax are credited to the general fund and the motor vehicle and gas tax fund and amounts that have been collected by the State and are to be received within the available period are accrued as revenue to the extent they are intended to finance the 2010 operations. Sales tax revenue for 2010 amounted to \$6,120,809.

NOTE 8 - RECEIVABLES

Receivables at December 31, 2010, consisted of taxes, special assessments, accounts (billings for user charged services), interest, and intergovernmental receivables arising from grants, entitlements and shared revenue. All intergovernmental receivables have been classified as "due from other governments" on the basic financial statements. Receivables have been recorded to the extent that they are measurable at December 31, 2010, as well as intended to finance 2010 operations.

A summary of the principal items of receivables reported on the statement of net assets follows:

Governmental activities:	
Sales taxes	\$ 988,472
Real estate and other taxes	6,650,462
Accounts	435,133
Due from other governments	3,338,758
Special assessments	674,894
Accrued interest	205,132
Business-type activities:	
Accounts	216,909
Special assessments	863,336

FULTON COUNTY, OHIO
NOTES TO THE BASIC FINANCIAL STATEMENTS
FOR THE YEAR ENDED DECEMBER 31, 2010
(Continued)

NOTE 8 - RECEIVABLES - (Continued)

Receivables have been disaggregated on the face of the basic financial statements. All receivables are expected to be collected within the subsequent year, with the exception of the special assessments which are collected over the life of the assessment.

NOTE 9 - LOANS RECEIVABLE

Loans receivable represents low interest loans made by the County for development projects and small businesses under the Federal Community Development Block Grant (CDBG) program. The loans bear interest at annual rates ranging between 3 and 5 percent. The loans are to be repaid over periods ranging from 5 to 10 years. A summary of the CDBG loan activity for 2010 is as follows:

	<u>Balance at 12/31/2009</u>	<u>Issued/ Additions</u>	<u>Payments/ Reductions</u>	<u>Balance at 12/31/2010</u>
Revolving loans	\$ 425,569	\$ 12,000	\$ (68,618)	\$ 368,951
Allowance for doubtful accounts	<u>(243,178)</u>	<u>-</u>	<u>-</u>	<u>(243,178)</u>
Revolving loans, net	<u>\$ 182,391</u>	<u>\$ 12,000</u>	<u>\$ (68,618)</u>	<u>\$ 125,773</u>

The loans are reported in the nonmajor governmental funds. Fund balance has been reserved for the outstanding balance due at year end.

FULTON COUNTY, OHIO
NOTES TO THE BASIC FINANCIAL STATEMENTS
FOR THE YEAR ENDED DECEMBER 31, 2010
(Continued)

NOTE 10 - CAPITAL ASSETS

A.

Capital asset activity for the fiscal year ended December 31, 2010, was as follows

	Balance <u>12/31/09</u>	<u>Additions</u>	<u>Deductions</u>	Balance <u>12/31/10</u>
Governmental activities:				
<i>Capital assets not being depreciated:</i>				
Land	\$ 1,011,931	\$ -	\$ -	\$ 1,011,931
Construction in progress	<u>282,421</u>	<u>122,903</u>	<u>-</u>	<u>405,324</u>
Total capital assets not being depreciated	<u>1,294,352</u>	<u>122,903</u>	<u>-</u>	<u>1,417,255</u>
<i>Capital assets being depreciated:</i>				
Land improvements	2,171,528	-	-	2,171,528
Buildings and improvements	19,342,543	3,400	-	19,345,943
Machinery and equipment	5,048,266	237,058	-	5,285,324
Vehicles	4,922,945	712,581	(440,633)	5,194,893
Infrastructure	<u>41,300,573</u>	<u>3,197,603</u>	<u>-</u>	<u>44,498,176</u>
Total capital assets being depreciated	<u>72,785,855</u>	<u>4,150,642</u>	<u>(440,633)</u>	<u>76,495,864</u>
<i>Less: accumulated depreciation:</i>				
Land improvements	(796,101)	(83,281)	-	(879,382)
Buildings and improvements	(7,495,181)	(538,016)	-	(8,033,197)
Machinery and equipment	(3,261,549)	(365,580)	-	(3,627,129)
Vehicles	(2,373,614)	(224,150)	430,983	(2,166,781)
Infrastructure	<u>(18,664,101)</u>	<u>(1,802,856)</u>	<u>-</u>	<u>(20,466,957)</u>
Total accumulated depreciation	<u>(32,590,546)</u>	<u>(3,013,883)</u>	<u>430,983</u>	<u>(35,173,446)</u>
Total capital assets being depreciated, net	<u>40,195,309</u>	<u>1,136,759</u>	<u>(9,650)</u>	<u>41,322,418</u>
Governmental activities capital assets, net	<u>\$ 41,489,661</u>	<u>\$ 1,259,662</u>	<u>\$ (9,650)</u>	<u>\$ 42,739,673</u>

FULTON COUNTY, OHIO
NOTES TO THE BASIC FINANCIAL STATEMENTS
FOR THE YEAR ENDED DECEMBER 31, 2010
(Continued)

NOTE 10 - CAPITAL ASSETS - (Continued)

Capital assets of the business-type activities for the year ended December 31, 2010, was as follows:

	Balance 12/31/09	Additions	Deductions	Balance 12/31/10
Business-type activities:				
<i>Capital assets not being depreciated:</i>				
Construction in progress	\$ -	\$ 4,644,324	\$ -	\$ 4,644,324
Total capital assets not being depreciated	-	4,644,324	-	4,644,324
<i>Capital assets being depreciated:</i>				
Buildings and improvements	69,416	-	-	69,416
Machinery and equipment	25,150	-	-	25,150
Vehicles	20,989	-	-	20,989
Waterlines/sewerlines	27,557,749	59,000	-	27,616,749
Total capital assets being depreciated	27,673,304	59,000	-	27,732,304
<i>Less: accumulated depreciation:</i>				
Buildings and improvements	(45,118)	(1,738)	-	(46,856)
Machinery and equipment	(8,803)	(2,514)	-	(11,317)
Vehicles	(20,989)	-	-	(20,989)
Waterlines/sewerlines	(7,623,349)	(547,645)	-	(8,170,994)
Total accumulated depreciation	(7,698,259)	(551,897)	-	(8,250,156)
Total capital assets being depreciated, net	19,975,045	(492,897)	-	19,482,148
Business-type activities capital assets, net	\$ 19,975,045	\$ 4,151,427	\$ -	\$ 24,126,472

FULTON COUNTY, OHIO
NOTES TO THE BASIC FINANCIAL STATEMENTS
FOR THE YEAR ENDED DECEMBER 31, 2010
(Continued)

NOTE 10 - CAPITAL ASSETS - (Continued)

B. Depreciation expense was charged to functions/programs of the primary government as follows:

Governmental activities:

Legislative and executive	\$ 342,517
Judicial	82,764
Public safety	177,363
Public works	2,124,791
Health	117,441
Human services	123,306
Intergovernmental	45,021
Depreciation of internal service fund capital assets	<u>680</u>
Total depreciation expense - governmental activities	<u>\$ 3,013,883</u>

Business-type activities:

Water	\$ 386,186
Sewer	161,459
Nonmajor	<u>4,252</u>
Total depreciation expense - business-type activities	<u>\$ 551,897</u>

NOTE 11 - CAPITAL LEASES - LESSEE DISCLOSURE

During 2010 and in prior years, the County entered into capital lease agreements for the acquisition of copier equipment. These leases meet the criteria of a capital lease as defined by generally accepted accounting principles which defines a capital lease generally as one which transfers benefits and risks of ownership to the lessee. At inception, capital lease transactions are accounted for as a capital outlay expenditure and other financing source in the appropriate fund.

Capital assets consisting of copier equipment have been capitalized in the amount of \$33,115. This amount represents the present value of minimum lease payments at the time of acquisition. Accumulated depreciation as of December 31, 2010 was \$11,318, leaving a current book value of \$21,797. A corresponding liability was recorded in the government-wide financial statements. Principal payments made in the 2010 totaled \$3,226 and \$1,622, paid by the general fund and the workforce investment act fund, a nonmajor governmental fund, respectively.

FULTON COUNTY, OHIO
NOTES TO THE BASIC FINANCIAL STATEMENTS
FOR THE YEAR ENDED DECEMBER 31, 2010
(Continued)

NOTE 11 - CAPITAL LEASES - LESSEE DISCLOSURE - (Continued)

The following is a schedule of the future minimum lease payments required under the capital leases and the present value of the minimum lease payments as of December 31, 2010:

<u>Year Ending</u> <u>December 31,</u>	<u>Amount</u>
2011	\$ 8,030
2012	5,006
2013	3,697
2014	2,664
2015	<u>2,220</u>
Total future minimum lease payments	21,617
Less: amount representing interest	<u>(2,886)</u>
Present value of net minimum lease payments	<u>\$ 18,731</u>

NOTE 12 - COMPENSATED ABSENCES

Vacation leave is earned at rates which vary depending upon length of service and standard workweek. Current policies credit vacation leave on a pay period basis except for new employees who are required to complete one year of service prior to their accrual becoming available. Employees, per department policy, may also accrue compensatory time for hours worked in excess of regular work week. County employees are paid for earned, unused vacation leave upon termination of employment. Unused compensatory time may, depending on departmental policy, be paid at termination of service.

Upon retirement, all employees are paid their accumulated, unused sick leave per Ohio Revised Code Section 124.39(B). Each employee of the County with ten or more years of service with any Ohio local government or the State of Ohio is paid 25% of his or her accumulated unused sick leave, up to a maximum of 30 days upon retirement from the County, with the exception of the County Engineer Department highway workers who are paid 33% of the accumulated unused sick leave, up to maximum of 30 days upon retirement from the County.

At December 31, 2010, vested benefits for vacation leave for governmental activities employees totaled \$632,103 and vested benefits for sick leave totaled \$128,674. These amounts represent the non-current portion of the vested benefits and are reported in the government-wide financial statements. For business-type activities, vested benefits for vacation leave totaled \$23,507 and vested benefits for sick leave totaled \$0. These amounts represent the current and non-current portion of the vested benefits and are reported as a liability of the fund from which the employee is paid. In accordance with GASB Statement No. 16, an additional liability of \$152,861 for governmental activities employees and \$10,303 for business-type activities employees was accrued to record termination (severance) payments for employees expected to become eligible to retire in the future.

FULTON COUNTY, OHIO

NOTES TO THE BASIC FINANCIAL STATEMENTS
FOR THE YEAR ENDED DECEMBER 31, 2010
(Continued)

NOTE 13 - LONG-TERM OBLIGATIONS

A. Governmental Long-Term Obligations

During 2010, the following changes occurred in the County's governmental long-term obligations:

	Issue Date	Maturity Date	Balance 12/31/09	Additions	Reductions	Balance 12/31/10	Amount Due in One Year
Governmental activities:							
<u>OWDA loans:</u>							
Delta/Worthington Steel							
Waterlines - 6.36%	7/1/96	1/1/13	\$ 196,344	\$ -	\$ (54,745)	\$ 141,599	\$ 55,845
Sewerlines - 1%	1/1/96	7/1/12	241,639	-	(75,594)	166,045	80,402
Total OWDA loans			437,983	-	(130,339)	307,644	136,247
<u>Special assessment bonds:</u>							
Elmira & Assumption waterlines	12/31/92	12/1/11	40,000	-	(20,000)	20,000	20,000
Ditch Bond, Ditch #2096	3/17/05	10/1/10	4,164	-	(4,164)	-	-
Ditch Bond, Ditch #2100	6/30/06	10/1/11	11,806	-	(5,721)	6,085	6,085
Ditch Bond, Ditch #2105	10/15/09	12/1/14	148,000	-	(26,388)	121,612	28,426
Total special assessment bonds			203,970	-	(56,273)	147,697	54,511
<u>General obligation notes:</u>							
Fulton County							
solid waste building	1/10/03	12/1/17	216,109	-	(22,952)	193,157	24,020
Total general obligation notes			216,109	-	(22,952)	193,157	24,020
<u>General obligation bonds:</u>							
Various purposes	8/30/07	8/15/17	250,000	-	(25,000)	225,000	30,000
Various purposes	8/30/07	8/15/17	510,000	-	(55,000)	455,000	55,000
Total general obligation bonds			760,000	-	(80,000)	680,000	85,000
<u>OPWC loans payable:</u>							
Issue II Loan - Co Rd C Project	12/01/06	01/01/07	80,963	-	(4,763)	76,200	4,762
Issue II Loan - Co Rd 14 Project	12/01/06	01/01/07	70,268	-	(4,133)	66,135	4,133
Issue II Loan - Co Rd C Reconstruction	1/1/07	1/1/28	22,500	-	(1,250)	21,250	1,250
Issue II Loan - Co Rd A Project	1/1/07	7/1/18	139,375	-	(16,397)	122,978	16,397
Issue II Loan - Rd 20 Resurfacing	12/1/09	7/1/19	128,835	-	(13,562)	115,273	13,561
Issue II Loan - County Rd B	10/22/10	1/1/21	-	279,053	-	279,053	13,953
Total OPWC Loans			441,941	279,053	(40,105)	680,889	54,056
<u>Other long-term obligations</u>							
Landfill closure/postclosure costs			389,281	-	(54,669)	334,612	4,848
Capital lease obligations			12,603	10,976	(4,848)	18,731	6,776
Compensated absences			893,430	568,853	(548,645)	913,638	553,254
Total other long-term obligations			1,295,314	579,829	(608,162)	1,266,981	564,878
Total governmental activities long-term liabilities			\$ 3,355,317	\$ 858,882	\$ (937,831)	\$ 3,276,368	\$ 918,712

FULTON COUNTY, OHIO
NOTES TO THE BASIC FINANCIAL STATEMENTS
FOR THE YEAR ENDED DECEMBER 31, 2010
(Continued)

NOTE 13 - LONG-TERM OBLIGATIONS - (Continued)

Ohio Water Development Authority (OWDA) Loans: The OWDA loans reported as governmental activities liabilities were issued in previous years by the County for waterline and sewer line projects. The loans are funded by tax increment financing service payments. Loan payments will be made from nonmajor governmental funds. A portion of the waterline loan is reported in the water fund in Note 13.C.

Special assessment bonds: The special assessment bonds are supported by the full faith and credit of the County. Special assessment bonds will be paid from the proceeds of special assessments levied against benefited property owners from nonmajor governmental funds.

Landfill closure/postclosure costs: The County has recognized a liability for estimated closure and postclosure costs on the landfill. The liability is reduced as expenditures are made, which occur in a nonmajor governmental fund. The liability for landfill closure and postclosure costs is further described in Note 19.

General obligation notes: The County issued general obligation notes on January 10, 2003, for the purpose of acquiring and improving a facility to be used as a solid waste/recycling transfer station and acquiring equipment for operation. The notes have been issued in three series - the first series for \$91,000 had an interest rate of 4.40% and matured December 1, 2007; the second series for \$115,000 has an interest rate of 4.65% and matures on December 1, 2012; and the third series for \$144,000 has an interest rate of 4.80% and matures on December 1, 2017. Payments are made from nonmajor governmental funds.

General obligation bonds: On August 30, 2007 the County issued two general obligation bonds for various purposes in the amount of \$915,000. These bonds bear an interest rate of 4.05% and are supported by the full faith and credit of the County. Repayment will be made with tax levy revenues in the nonmajor governmental funds.

OPWC loans payable: The Ohio Public Works Commission (OPWC) loans were issued on December 1, 2006, January 1, 2007, July 24, 2008, June 22, 2009 and October 22, 2010 to provide for improvements to County Road C, County Road 14, County Road A, County Road 20 and County Road B. These loans bear no interest rate as long as the County remains current on its payments. The OPWC loan proceeds are recorded in a nonmajor governmental fund and OPWC loan payments are recorded in the motor vehicle and gas tax fund.

Capital lease obligation: The County has entered into capital lease obligations for the purchase of copier equipment. Principal payments on these obligations are reported in the general fund and in nonmajor governmental funds. The capital lease obligation is further described in Note 11.

Compensated absences: Compensated absences represent amounts for which the County could potentially be liable on eligible employees. Compensated absences are presented net of actual increases and decreases because of the practicality of determining these values. The benefits will be paid from the funds from which the employees' salaries are paid, which are primarily the general, motor vehicle and gas tax, and County Board of DD funds. Compensated absences are further described in Note 12.

FULTON COUNTY, OHIO
NOTES TO THE BASIC FINANCIAL STATEMENTS
FOR THE YEAR ENDED DECEMBER 31, 2010
(Continued)

NOTE 13 - LONG-TERM OBLIGATIONS - (Continued)

The following is a summary of the County's future annual debt service principal and interest requirements for general obligation bonds, special assessment bonds and OWDA loans:

Year Ending	Special Assessment Bonds			OWDA Loans		
	Principal	Interest	Total	Principal	Interest	Total
2011	\$ 54,511	\$ 7,229	\$ 61,740	\$ 136,247	\$ 13,108	\$ 149,355
2012	29,705	4,193	33,898	142,485	6,872	149,357
2013	31,042	2,857	33,899	28,912	289	29,201
2014	32,439	1,459	33,898	-	-	-
Total	<u>\$ 147,697</u>	<u>\$ 15,738</u>	<u>\$ 163,435</u>	<u>\$ 307,644</u>	<u>\$ 20,269</u>	<u>\$ 327,913</u>

Year Ending	OPWC Loans			General Obligation Bonds		
	Principal	Interest	Total	Principal	Interest	Total
2011	\$ 54,056	\$ -	\$ 54,056	\$ 85,000	\$ 26,730	\$ 111,730
2012	68,010	-	68,010	90,000	23,187	113,187
2013	68,011	-	68,011	95,000	19,439	114,439
2014	68,009	-	68,009	95,000	15,694	110,694
2015	68,009	-	68,009	100,000	11,745	111,745
2016 - 2020	278,715	-	278,715	215,000	11,037	226,037
2021 - 2025	64,683	-	64,683	-	-	-
2026 - 2027	11,396	-	11,396	-	-	-
Total	<u>\$ 680,889</u>	<u>\$ -</u>	<u>\$ 680,889</u>	<u>\$ 680,000</u>	<u>\$ 107,832</u>	<u>\$ 787,832</u>

General Obligation Notes			
Year Ending	Principal	Interest	Total
2011	\$ 24,020	\$ 9,198	\$ 33,218
2012	25,137	8,081	33,218
2013	26,165	6,912	33,077
2014	27,420	5,656	33,076
2015	28,737	4,340	33,077
2016 - 2017	61,678	4,476	66,154
Total	<u>\$ 193,157</u>	<u>\$ 38,663</u>	<u>\$ 231,820</u>

FULTON COUNTY, OHIO

NOTES TO THE BASIC FINANCIAL STATEMENTS
FOR THE YEAR ENDED DECEMBER 31, 2010
(Continued)

NOTE 13 - LONG-TERM OBLIGATIONS - (Continued)

- B. The Ohio Revised Code provides that the net general obligation debt of the County, exclusive of certain exempt debt, issued without a vote of the electors shall never exceed one percent of the total assessed valuation of the County.

The Code further provides that the total voted and unvoted net debt of the County, less the same exempt debt, shall never exceed a sum equal to three percent of the first \$100,000,000 of the assessed valuation, plus one and one-half percent of such valuation in excess of \$100,000,000 and not in excess of \$300,000,000, plus two and one-half percent of such valuation in excess of \$300,000,000. The assessed valuation used in determining the County's legal debt margin has been modified by House Bill 530 which became effective March 30, 2006. In accordance with House Bill 530, the assessed valuation used in calculating the County's legal debt margin calculation excludes tangible personal property used in business, telephone or telegraph property, interexchange telecommunications company property, and personal property owned or leased by a railroad company and used in railroad operations. The statutory limitations on debt are measured by a direct ratio of net debt to tax valuation and expressed in terms of a percentage. Based on this calculation, the County's voted legal debt margin was \$20,437,584 at December 31, 2010 and the unvoted legal debt margin was \$9,047,034 at December 31, 2010.

C. Business-Type Activities

During 2010, the following changes occurred in the County's business-type long-term obligations:

	Issue Date	Maturity Date	Balance 12/31/09	Additions	Reductions	Balance 12/31/10	Amount Due in One Year
Business-type activities:							
<u>OWDA loans:</u>							
Lucas County/North Star	1996	2012	\$ 2,382,475	\$ -	\$ (630,620)	\$ 1,751,855	\$ 670,728
Lucas County/North Star	1996	2012	1,206,889	-	(336,291)	870,598	343,050
Teleflex extension	2000	2009	23,123	-	(23,123)	-	-
NE Fulton County Water Supply	2010	2042	-	1,682,472	-	1,682,472	-
Worthington/North Star	1996	2012	371,371	-	(118,873)	252,498	123,724
Sewer infrastructure	2002	2012	113,598	-	(44,427)	69,171	45,770
Wastewater collection/treatment	2007	2028	199,310	-	(10,490)	188,820	10,490
Total OWDA loans			4,296,766	1,682,472	(1,163,824)	4,815,414	1,193,762
<u>Special assessment bonds:</u>							
Pettisville waterline	9/1/97	12/1/14	100,000	-	(20,000)	80,000	20,000
Waterline extension assessment	6/15/06	6/15/26	13,244	-	(340)	12,904	375
Exit 3 sewer improvement	1/13/99	12/1/18	290,000	-	(25,000)	265,000	25,000
Industrial corridor sewer district	12/23/04	12/1/24	116,605	-	(5,404)	111,201	5,674
Total special assessment bonds			519,849	-	(50,744)	469,105	51,049
<u>Other long-term obligations:</u>							
Loan payable			239,269	-	(13,611)	225,658	14,076
OEPA loan payable			-	33,965	-	33,965	-
Compensated absences			24,547	18,970	(9,207)	34,310	23,507
Total other long-term obligations			263,816	52,935	(22,818)	293,933	37,583
Total business-type activities long-term liabilities			\$ 5,080,431	\$ 1,735,407	\$ (1,237,386)	\$ 5,578,452	\$ 1,282,394

FULTON COUNTY, OHIO
NOTES TO THE BASIC FINANCIAL STATEMENTS
FOR THE YEAR ENDED DECEMBER 31, 2010
(Continued)

NOTE 13 - LONG-TERM OBLIGATIONS - (Continued)

Ohio Water Development Authority Loans - 1996 Issues: During 1996, Fulton County entered into various loan agreements with the Ohio Water Development Authority (OWDA) as incentives for the location of two steel mills. The loan agreements were for the construction of water and sewer lines. Repayment of these loans is funded through tax increment financing (TIF) service payments made by the two steel mills. Semi-annually the TIF service payments are made to the County and subsequently remitted to the OWDA. The loans are amortized over a period of fifteen years. A portion of the capital assets associated with the Lucas County/North Star Steel loans are no longer reported as capital assets of the County, therefore, 15% of the balances of the loans are excluded from the County's calculation of "invested in capital assets, net of related debt" for the water fund.

Ohio Water Development Authority Loan - 2000 Issue: During 2000, the County entered into a loan agreement with the OWDA for an extension to the Teleflex waterline. Repayment of this loan is funded through TIF service payments made by Teleflex. Semi-annually the TIF service payments are made to the County and subsequently remitted to the OWDA. This loan is paid from the water fund and bears an interest rate of 3.0%. The loan is amortized over a period of ten years.

Ohio Water Development Authority Loan - 2002 Issue: During 2002, the County entered into a loan agreement with the OWDA for infrastructure. Repayment of this loan is funded through user charges in the sewer fund. This loan bears an interest rate of 3.0% and is amortized over ten years.

Ohio Water Development Authority Loan - 2007 Issue: During 2007, the County entered into a loan agreement with the OWDA for wastewater collection and treatment. Repayment of this loan is funded through user charges in the sewer fund. This loan is interest free with final maturity on July 1, 2028.

Ohio Water Development Authority Loan - 2010 Issue: During 2010, the County entered into a loan agreement with the OWDA for the Northeast Fulton County Water Supply project. Repayment of this loan is funded through user charges in the water fund. This loan has not been closed as of December 31, 2010; therefore, no amortization schedule is available. This loan is interest free with final maturity on January 1, 2042.

Special assessment bonds: On June 15, 2006, the County issued special assessment bonds which retired the bond anticipation note issued in 2005 for the waterline extension project. On December 23, 2004, the County issued special assessment bonds for the industrial corridor sewer project in the amount of \$140,000. Other special assessments issued in prior years include the Pettisville waterline and Exit 3 sewer improvement projects. These bonds are supported by the full faith and credit of the County. Special assessment bonds will be paid from the proceeds of special assessments levied against benefited property owners in the sewer fund. A portion of the capital assets associated with the Exit 3 sewer improvement bond are no longer reported as capital assets of the County, therefore, 88% of the balance of this loan is excluded from the County's calculation of "invested in capital assets, net of related debt" for the sewer fund.

Loan payable: During 2002, Fulton County entered into an agreement with the City of Wauseon as a subrecipient of an OWDA loan to construct the Tedrow waterline. Repayment of this loan will be funded by user charges collected by the County. The loan bears an interest rate of 3.39% and will mature on January 1, 2024.

FULTON COUNTY, OHIO
NOTES TO THE BASIC FINANCIAL STATEMENTS
FOR THE YEAR ENDED DECEMBER 31, 2010
(Continued)

NOTE 13 - LONG-TERM OBLIGATIONS - (Continued)

OEPA loan payable: During 2010, Fulton County entered into a loan agreement with the Ohio Environmental Protection Agency (OEPA) for improvements to the Camp Palmer sewer. The loan is not closed as of December 31, 2010 and therefore no amortization schedule is available.

The following is a summary of the future debt service requirements of the business-type special assessment bonds and loans:

Year Ended	Special Assessment Bonds			OWDA Loans		
	Principal	Interest	Total	Principal	Interest	Total
2011	\$ 51,049	\$ 25,461	\$ 76,510	\$ 1,193,762	\$ 137,822	\$ 1,331,584
2012	56,371	22,723	79,094	1,225,997	81,835	1,307,832
2013	56,710	19,693	76,403	555,833	25,108	580,941
2014	62,070	16,636	78,706	10,490	-	10,490
2015	42,450	13,300	55,750	10,490	-	10,490
2016 - 2020	153,752	32,910	186,662	52,450	-	52,450
2021 - 2025	45,917	7,276	53,193	52,450	-	52,450
2026 - 2028	786	39	825	31,470	-	31,470
Total	<u>\$ 469,105</u>	<u>\$ 138,038</u>	<u>\$ 607,143</u>	<u>\$ 3,132,942</u>	<u>\$ 244,765</u>	<u>\$ 3,377,707</u>

Year Ended	Loan Payable		
	Principal	Interest	Total
2011	\$ 14,076	\$ 7,532	\$ 21,608
2012	14,557	7,050	21,607
2013	15,055	6,553	21,608
2014	15,570	6,038	21,608
2015	16,102	5,506	21,608
2016 - 2020	89,155	18,884	108,039
2021 - 2023	61,143	3,678	64,821
Total	<u>\$ 225,658</u>	<u>\$ 55,241</u>	<u>\$ 280,899</u>

D. Deferred Loan Payable to the Ohio Sewer and Water Rotary Commission

The County has received an advance to meet the portion of the cost of extension of waterlines to be financed by assessments from which collections are deferred or exempt pursuant to division (B) of Section 6103.052 of the Ohio Revised Code. The Board of County Commissioners is responsible for collecting the assessments upon expiration of the maximum time for which the deferments were made or when the property no longer meets the exemption criteria. This money must be remitted to the Ohio Sewer and Water Rotary Commission within one year. If the money is not collected and remitted within one year, the County is responsible for paying interest from the general fund.

FULTON COUNTY, OHIO
NOTES TO THE BASIC FINANCIAL STATEMENTS
FOR THE YEAR ENDED DECEMBER 31, 2010
(Continued)

NOTE 14 - RISK MANAGEMENT

A. County Risk Sharing Authority, Inc.

The County is exposed to various risks of loss related to torts, theft, damage to or destruction of assets, errors and omissions, employee injuries, and natural disasters.

The County is a member of the County Risk Sharing Authority Inc. (CORSA), which is a shared risk pool of sixty-one counties in Ohio. CORSA was formed as an Ohio nonprofit corporation for the purpose of establishing the CORSA Insurance/Self-Insurance Program, a group primary and excess insurance/self-insurance and risk management program. Member counties agree to jointly participate in coverage of losses and pay all contributions necessary for the specified insurance coverages provided by CORSA. These coverages include comprehensive general liability, automobile liability, law enforcement liability, crime and excess liability, certain property insurance and public officials' errors and omissions liability insurance.

Each member county has one vote on all matters requiring a vote, to be cast by a designated representative. The affairs of the CORSA are managed by an elected board of not more than nine trustees. Only county commissioners of member counties are eligible to serve on the board. No county may have more than one representative on the board at any one time. Each member county's control over the budgeting and financing of CORSA is limited to its voting authority and any representation it may have on the board.

The County continues to carry commercial insurance for all other risks of loss, including workers' compensation and employee health and accident insurance. The County obtains employee health, dental and vision coverage through a program sponsored by the Defiance-Fulton-Henry Counties Council (the "Council"). See Note 2.A. for further detail on the Council. Settled claims resulting from these risks have not exceeded commercial insurance coverage in any of the past three years.

B. Fulton-Henry Counties Employee Insurance Benefits Program

The County participates in the Fulton-Henry Counties Employee Insurance Benefits Program (the "Program"), a public entity shared risk pool consisting of Fulton and Henry Counties. The purpose of the Program is for its members to pool funds or resources to purchase health and dental insurance products and enhance the wellness opportunities for employees.

Each member pays a monthly premium amount, which is established annually by the Council's Governing Board, to Reliance Financial Services ("Reliance"). Reliance is the fiscal agent for the Council and has a trust agreement with the Council to account for all Council finances and assets. The Program is governed by a board consisting of one representative from each member county's Board of County Commissioners.

The degree of control exercised by any participating member is limited to its representation on the board. Upon withdrawal from the Program, a program agreement shall govern the disposition of any contributions by the withdrawing member to each program of the Council in excess of that member's share of the costs of that program. In 2010, the County contributed a total of \$1,837,095 for this plan.

FULTON COUNTY, OHIO
NOTES TO THE BASIC FINANCIAL STATEMENTS
FOR THE YEAR ENDED DECEMBER 31, 2010
(Continued)

NOTE 15 - PENSION PLANS

A. Ohio Public Employees Retirement System

Plan Description - The County participates in the Ohio Public Employees Retirement System (OPERS). OPERS administers three separate pension plans. The Traditional Pension Plan is a cost-sharing, multiple-employer defined benefit pension plan. The Member-Directed Plan is a defined contribution plan in which the member invests both member and employer contributions (employer contributions vest over five years at 20% per year). Under the Member-Directed Plan, members accumulate retirement assets equal to the value of the member and vested employer contributions plus any investment earnings. The Combined Plan is a cost-sharing, multiple-employer defined benefit pension plan that has elements of both a defined benefit and a defined contribution plan. Under the Combined Plan, employer contributions are invested by the retirement system to provide a formula retirement benefit similar to the Traditional Pension Plan benefit. Member contributions, whose investment is self-directed by the member, accumulate retirement assets in a manner similar to the Member-Directed Plan. While members in the State and local divisions may participate in all three plans, law enforcement (generally sheriffs, deputy sheriffs and township police) and public safety divisions exist only within the traditional pension plan.

OPERS provides retirement, disability, survivor and death benefits and annual cost of living adjustments to members of the Traditional Pension and the Combined Plans. Members of the Member-Directed Plan do not qualify for ancillary benefits. Authority to establish and amend benefits is provided by Chapter 145 of the Ohio Revised Code. OPERS issues a stand-alone financial report that may be obtained by writing to OPERS, Attention: Finance Director, 277 E. Town St., Columbus, OH 43215-4642 or by calling (614) 222-5601 or (800) 222-7377.

Funding Policy - The Ohio Revised Code provides statutory authority for member and employer contributions. For 2010, member and contribution rates were consistent across all three plans. While members in the State and local divisions may participate in all three plans, law enforcement and public safety divisions exist only within the Traditional Plan. The 2010 member contribution rates were 10.00% for members in State and local classifications. Public safety and law enforcement members contributed 10.5% and 11.1%, respectively. The County's contribution rate for 2010 was 14.00%, except for those plan members in law enforcement or public safety, for whom the County's contribution was 17.87% of covered payroll.

The County's contribution rate for pension benefits for members in the Traditional Plan for 2010 was 8.50% from January 1 through February 28, 2010 and 9.00% from March 1 through December 31, 2010. The County's contribution rate for pension benefits for members in the Combined Plan for 2010 was 9.27% from January 1 through February 28, 2010 and 9.77% from March 1 through December 31, 2010. For those plan members in law enforcement and public safety pension contributions were 12.37% from January 1 through February 28, 2010 and 12.87% from March 1 through December 31, 2010. The County's required contributions for pension obligations to the Traditional Pension and Combined Plans for the years ended December 31, 2010, 2009, and 2008 were \$1,015,724, \$954,696, and \$819,610, respectively; 100% has been contributed for 2010, 2009 and 2008. Contributions to the member-directed plan for 2010 were \$22,253 made by the County and \$15,895 made by the plan members.

FULTON COUNTY, OHIO
NOTES TO THE BASIC FINANCIAL STATEMENTS
FOR THE YEAR ENDED DECEMBER 31, 2010
(Continued)

NOTE 15 - PENSION PLANS - (Continued)

B. State Teachers Retirement System

Plan Description - Certified teachers, employed by the school for Developmental Disabilities, participate in the State Teachers Retirement System of Ohio (STRS Ohio), a cost-sharing multiple employer public employee retirement system administered by the State Teachers Retirement Board. STRS Ohio provides retirement and disability benefits to members and death and survivor benefits to beneficiaries. STRS Ohio issues a stand-alone financial report that may be obtained by writing to STRS Ohio, 275 E. Broad St., Columbus, OH 43215-3771, by calling (888) 227-7877, or by visiting the STRS Ohio Web site at www.strsoh.org.

New members have a choice of three retirement plans, a Defined Benefit (DB) Plan, a Defined Contribution (DC) Plan and a Combined Plan. The DB plan offers an annual retirement allowance based on final average salary times a percentage that varies based on years of service, or an allowance based on a member's lifetime contributions and earned interest matched by STRS Ohio funds divided by an actuarially determined annuity factor. The DC Plan allows members to place all their member contributions and employer contributions equal to 10.5 percent of earned compensation into an investment account. Investment decisions are made by the member. A member is eligible to receive a retirement benefit at age 50 and termination of employment. The member may elect to receive a lifetime monthly annuity or a lump sum withdrawal. The Combined Plan offers features of both the DC Plan and the DB Plan. In the Combined Plan, member contributions are invested by the member, and employer contributions are used to fund the defined benefit payment at a reduced level from the regular DB Plan.

The DB portion of the Combined Plan payment is payable to a member on or after age 60; the DC portion of the account may be taken as a lump sum or converted to a lifetime monthly annuity at age 50. Benefits are established by Chapter 3307 of the Ohio Revised Code. A DB or Combined Plan member with five or more years credited service who becomes disabled may qualify for a disability benefit. Eligible spouses and dependents of these active members who die before retirement may qualify for survivor benefits. Members in the DC Plan who become disabled are entitled only to their account balance. If a member of the DC Plan dies before retirement benefits begin, the member's designated beneficiary is entitled to receive the member's account balance.

Funding Policy - For 2010, plan members were required to contribute 10.00% of their annual covered salaries. The County was required to contribute 14.00%; 13.00% was the portion used to fund pension obligations. Contribution rates are established by the State Teachers Retirement Board, upon recommendations of its consulting actuary, not to exceed statutory maximum rates of 10 percent for members and 14 percent for employers. Chapter 3307 of the Ohio Revised Code provides statutory authority for member and employer contributions.

The County's required contributions for pension obligations to STRS Ohio for the years ended December 31, 2010, 2009, and 2008 were \$29,830, \$29,259, and \$29,017, respectively; 100% has been contributed for 2010, 2009 and 2008.

FULTON COUNTY, OHIO
NOTES TO THE BASIC FINANCIAL STATEMENTS
FOR THE YEAR ENDED DECEMBER 31, 2010
(Continued)

NOTE 16 - POSTRETIREMENT BENEFIT PLANS

A. Ohio Public Employees Retirement

Plan Description - OPERS maintains a cost-sharing multiple employer defined benefit post-employment healthcare plan, which includes a medical plan, prescription drug program and Medicare Part B premium reimbursement, to qualifying members of both the Traditional Pension and the Combined Plans. Members of the Member-Directed Plan do not qualify for ancillary benefits, including post-employment health care coverage.

To qualify for post-employment health care coverage, age-and-service retirees under the Traditional Pension and Combined Plans must have ten years or more of qualifying Ohio service credit. The Ohio Revised Code permits, but does not mandate, OPERS to provide OPEB benefits to its eligible members and beneficiaries. Authority to establish and amend benefits is provided in Chapter 145 of the Ohio Revised Code.

Disclosures for the healthcare plan are presented separately in the OPERS financial report which may be obtained by writing to OPERS, Attention: Finance Director, 277 E. Town St., Columbus, OH 43215-4642 or by calling (614) 222-5601 or (800) 222-7377.

Funding Policy - The post-employment healthcare plan was established under, and is administrated in accordance with, Internal Revenue Code Section 401(h). State statute requires that public employers fund post-employment healthcare through contributions to OPERS. A portion of each employer's contribution to the Traditional or Combined Plans is set aside for the funding of post-employment health care.

Employer contribution rates are expressed as a percentage of the covered payroll of active employees. In 2010, local government employers contributed 14.00% of covered payroll (17.87% for public safety and law enforcement). Each year the OPERS Retirement Board determines the portion of the employer contribution rate that will be set aside for the funding of the postemployment health care benefits. The portion of employer contributions allocated to fund post-employment healthcare for members in the Traditional Plan for 2010 was 5.50% from January 1 through February 28, 2010 and 5.00% from March 1 through December 31, 2010. The portion of employer contributions allocated to fund post-employment healthcare for members in the Combined Plan for 2010 was 4.73% from January 1 through February 28, 2010 and 4.23% from March 1 through December 31, 2010.

The OPERS Retirement Board is also authorized to establish rules for the payment of a portion of the health care benefits provided, by the retiree or their surviving beneficiaries. Payment amounts vary depending on the number of covered dependents and the coverage selected. Active members do not make contributions to the post-employment healthcare plan.

The County's contributions allocated to fund post-employment health care benefits for the years ended December 31, 2010, 2009, and 2008 were \$557,340, \$615,019, and \$788,847, respectively; 100% has been contributed for 2010, 2009 and 2008.

The Health Care Preservation Plan (HCPP) adopted by the OPERS Board of Trustees on September 9, 2004, was effective January 1, 2007. Member and employer contribution rates for state and local employers increased on January 1 of each year from 2006 to 2008. Rates for law and public safety employers increased over a six year period beginning on January 1, 2006, with a final rate increase on January 1, 2011. These rate increases allowed additional funds to be allocated to the health care plan.

FULTON COUNTY, OHIO
NOTES TO THE BASIC FINANCIAL STATEMENTS
FOR THE YEAR ENDED DECEMBER 31, 2010
(Continued)

NOTE 16 - POSTRETIREMENT BENEFIT PLANS - (Continued)

B. State Teachers Retirement System

Plan Description - The County contributes to the cost sharing, multiple employer defined benefit Health Plan (the "Plan") administered by the State Teachers Retirement System of Ohio (STRS Ohio) for eligible retirees who participated in the defined benefit or combined pension plans offered by STRS Ohio. Benefits include hospitalization, physicians' fees, prescription drugs and reimbursement of monthly Medicare Part B premiums. The Plan is included in the report of STRS Ohio which may be obtained by visiting www.strsoh.org or by calling (888) 227-7877.

Funding Policy - Ohio law authorizes STRS Ohio to offer the Plan and gives the Retirement Board authority over how much, if any, of the health care costs will be absorbed by STRS Ohio. All benefit recipients, for the most recent year, pay a portion of the health care costs in the form of a monthly premium. Under Ohio law, funding for post-employment health care may be deducted from employer contributions. For 2010, STRS Ohio allocated employer contributions equal to 1.00% of covered payroll to the Health Care Stabilization Fund. The County's contributions for health care for the fiscal years ended December 31, 2010, 2009, and 2008 were \$2,295, \$2,251, and \$2,232, respectively; 100% has been contributed for 2010, 2009 and 2008.

NOTE 17 - BUDGETARY BASIS OF ACCOUNTING

While reporting financial position, results of operations, and changes in fund balance on the basis of generally accepted accounting principles (GAAP), the budgetary basis as provided by law is based upon accounting for certain transactions on a basis of cash receipts and disbursements.

The statement of revenue, expenditures, and changes in fund balance - budget and actual (non-GAAP budgetary basis) presented for the general fund and major special revenue funds are presented on the budgetary basis to provide a meaningful comparison of actual results with the budget. The major differences between the budget basis and the GAAP basis are that:

- (a) Revenues and other financing sources are recorded when received in cash (budget basis) as opposed to when susceptible to accrual (GAAP basis);
- (b) Expenditures and other financing uses are recorded when paid in cash (budget basis) as opposed to when the liability is incurred (GAAP basis);
- (c) In order to determine compliance with Ohio law, and to reserve that portion of the applicable appropriation, total outstanding encumbrances (budget basis) are recorded as the equivalent of an expenditure, as opposed to a reservation of fund balance for that portion of outstanding encumbrances not already recognized as payables (GAAP basis);
- (d) Investments are reported at fair value (GAAP basis) rather than cost (budget basis); and,
- (e) Advances-in and advances-out are operating transactions (budget basis) as opposed to balance sheet transactions (GAAP basis).

FULTON COUNTY, OHIO
NOTES TO THE BASIC FINANCIAL STATEMENTS
FOR THE YEAR ENDED DECEMBER 31, 2010
(Continued)

NOTE 17 - BUDGETARY BASIS OF ACCOUNTING - (Continued)

The adjustments necessary to convert the results of operations for the year on the budget basis to the GAAP basis for the general fund and major special revenue funds are as follows:

Net Change in Fund Balances

	<u>General</u>	Motor Vehicle <u>Gas Tax</u>	County <u>Board of DD</u>	EMS <u>A and BLS</u>
Budget basis	\$ 1,419,604	\$ 576,588	\$ 1,000,616	\$ (889,672)
Net adjustment for revenue accruals	353,851	15,795	(100,163)	(31,763)
Net adjustment for expenditure accruals	5,057	(97,934)	(128,219)	(4,312)
Net adjustment for other financing sources/(uses) accruals	(20,758)	-	-	-
Encumbrances (budget basis)	<u>257,056</u>	<u>201,554</u>	<u>217,982</u>	<u>1,329,424</u>
GAAP basis	<u>\$ 2,014,810</u>	<u>\$ 696,003</u>	<u>\$ 990,216</u>	<u>\$ 403,677</u>

NOTE 18 - CONTINGENT LIABILITIES

A. Grants

The County has received federal and State grants for specific purposes that are subject to review and audit by the grantor agencies or their designee. These audits could lead to a request for reimbursement to the grantor agency for expenditures disallowed under the terms of the grant. Based on prior experience, the County Commissioners believe such disallowance, if any, will be immaterial.

B. Litigation

Claims and lawsuits are pending against the County. In the opinion of the County Prosecutor, no liability is anticipated in excess of insurance coverage.

NOTE 19 - LANDFILL

State laws and regulations require that the County perform certain maintenance and monitoring functions at the closed landfill site for thirty years after closure. The landfill was closed in 1983. The estimated liability for landfill postclosure care has a balance of \$334,612 as of December 31, 2010. The estimated cost of landfill postclosure care expenses is based on the amount that would be paid if all materials and services required to monitor and maintain the closed landfill were acquired as of December 31, 2010. However, the actual cost of postclosure care may be higher due to inflation, changes in technology, or changes in landfill laws and regulations. The costs will be paid from current County revenues.

FULTON COUNTY, OHIO
NOTES TO THE BASIC FINANCIAL STATEMENTS
FOR THE YEAR ENDED DECEMBER 31, 2010
(Continued)

NOTE 20 - CONDUIT DEBT OBLIGATIONS

To provide for the financing of certain expenditures at the Fulton County Health Center, the Health Center has issued special facility revenue bonds. These consist of \$5,200,000 in 1995 and \$7,000,000 in 1999, Fulton County, Ohio, Tax-Exempt Variable Rate Demand Bonds, with final maturity in 2021. The special facility bonds were refunded and new bonds were issued in the amount of \$28,500,000. These bonds do not constitute a debt or pledge of the faith and credit of the County and have not been reported in the accompanying financial statements. As of December 31, 2010, \$28,500,000 was still outstanding.

NOTE 21 - FEDERAL TRANSACTIONS

The Fulton County Department of Human Services (Welfare Department) distributes federal food stamps to entitled recipients within Fulton County. The receipt and issuance of these stamps have the characteristics of federal grants. However, the Department of Human Services merely acts in an intermediary capacity. Therefore, the inventory value of the stamps is not reflected in the accompanying financial statements as the only economic interest related to the stamps rest with the ultimate recipient.

FULTON COUNTY

SCHEDULE OF FEDERAL AWARDS EXPENDITURES
FOR THE YEAR ENDED DECEMBER 31, 2010

FEDERAL GRANTOR <i>Pass-through Grantor</i> Program Files	Federal CFDA Number	Project Number	Disburse- ments
UNITED STATES DEPARTMENT OF HOUSING AND URBAN DEVELOPMENT			
<i>Passed through the Ohio Department of Development</i>			
Community Development Block Grants			
Fiscal Year 2008 Formula Grants	14.228	B-F-08-024-01	\$ 11,010
Fiscal Year 2009 Formula Grants	14.228	B-F-09-024-01	149,901
Community Housing Improvement Program (CHIP)	14.228	B-C-08-024-01	17,966
Fiscal Year 2009 Water and Sewer Grants	14.228	B-W-09-024-01	29,531
Revolving Loan	14.228		<u>12,000</u>
Total Community Development Block Grants			<u>220,408</u>
Home Investment Partnership Program	14.239	B-C-08-024-02	389,577
Community Development Block Grant Entitlement Grant	14.253	B-Z-08-024-01	<u>772,891</u>
Total U.S. Department of Housing and Urban Development			<u>1,382,876</u>
UNITED STATES DEPARTMENT OF HEALTH AND HUMAN SERVICES			
<i>Passed through the Ohio Department of Job and Family Services</i>			
Aging Cluster			
Special Programs for the Aging - Title III, Part B - Grants for Supportive Services and Senior Centers	93.044		7,222
ARRA Aging Home-Delivered Nutrition Services for States	93.705		<u>3,187</u>
Total Aging Cluster			<u>10,409</u>
CCDF Cluster			
Child Care and Development Block Grant	93.575		771
Child Care Mandatory and Matching Funds of the Child Care and Development Fund	93.596		<u>147,221</u>
Total CCDF Cluster			<u>147,992</u>
Child Support Enforcement Program			
ARRA Child Support Enforcement	93.563		258,244
Child Support Enforcement	93.563		<u>163,592</u>
Total Child Support Enforcement Program			<u>421,836</u>
Promoting Safe and Stable Families	93.556		25,277
Temporary Assistance for Needy Families	93.558		583,147
Child Welfare Services	93.645		34,632
ARRA Adoption Assistance	93.659		1,024
Social Services Block Grant (Title XX)	93.667		306,302
Child Abuse and Neglect	93.669		2,000
Chafee Foster Care Independence Program	93.674		3,270
Medical Assistance Program	93.778		106,865
Total passed through the Ohio Department of Job and Family Services			<u>1,642,754</u>
<i>Passed through the Ohio Secretary of State</i>			
Voting Access for Individuals with Disabilities	93.617		<u>620</u>
<i>Passed through the Ohio Department of Developmental Disabilities</i>			
Social Services Block Grant (Title XX)	93.667		25,305
Medical Assistance Program	93.778		216,388
Total passed through the Ohio Department of Developmental Disabilities			<u>241,693</u>
Total Social Services Block Grant Programs (CFDA 93.667)			331,607
Total Medicaid Cluster (CFDA 93.778)			<u>323,253</u>
Total U.S. Department of Health and Human Services			<u>1,885,067</u>

(continued)

FULTON COUNTY

SCHEDULE OF FEDERAL AWARDS EXPENDITURES
FOR THE YEAR ENDED DECEMBER 31, 2010
(Continued)

FEDERAL GRANTOR	Federal		Disburse-
<i>Pass-through Grantor</i>	CFDA	Project	ments
Program Files	Number	Number	
UNITED STATES GENERAL SERVICES ADMINISTRATION			
ON BEHALF OF THE ELECTION ASSISTANCE COMMISSION			
<i>Passed through the Ohio Secretary of State</i>			
Help America Vote Act, Title II	90.401	251	541
UNITED STATES DEPARTMENT OF LABOR			
<i>Passed through the Area 7, Workforce Investment Board (Montgomery County)</i>			
Workforce Investment Act Cluster			
ARRA WIA Adult Program	17.258		90,895
WIA Adult Program	17.258		186,015
Total WIA Adult Program			<u>276,910</u>
ARRA WIA Youth Activities	17.259		66,119
WIA Youth Activities	17.259		155,685
Total WIA Adult Program			<u>221,804</u>
ARRA WIA Dislocated Worker	17.260		111,965
WIA Dislocated Worker	17.260		208,693
Total WIA Adult Program			<u>320,658</u>
WIA Dislocated Worker	17.278		137,017
Total Workforce Investment Act Cluster			<u>956,389</u>
Employment Service Cluster			
Employment Service Wagner-Peyser Funded Activities	17.207		417
Disabled Veterans' Outreach Program	17.801		115
Local Veterans Employment Representative Program	17.804		5
Total Employment Service Cluster			<u>537</u>
Total U.S. Department of Labor			<u>956,926</u>
UNITED STATES DEPARTMENT OF HOMELAND SECURITY			
<i>Passed through Ohio Emergency Management Agency</i>			
Fiscal Year 2009 Emergency Management Performance Grant	97.042		30,642
Fiscal Year 2010 Emergency Management Performance Grant	97.042		14,363
Total passed through the Ohio Emergency Management Agency			<u>45,005</u>
<i>Passed through the Ohio Office of Domestic Preparedness</i>			
Fiscal Year 2007 Citizens Corps Program Grant	97.053		786
Fiscal Year 2007 State Homeland Security Program	97.073		650
Fiscal Year 2008 State Homeland Security Program	97.073		38,000
Total State Homeland Security Program			<u>38,650</u>
Interoperable Communications Equipment Grant	97.055		34,024
Total passed through the Ohio Office of Domestic Preparedness			<u>73,460</u>
Total U.S. Department of Homeland Security			<u>118,465</u>
UNITED STATES DEPARTMENT OF TRANSPORTATION, FEDERAL AVIATION ADMINISTRATION			
<i>Direct Assistance</i>			
Airport Improvement Program			
Vision 100	20.106	3-39-0087-0708	53,641
Vision 100	20.106	3-39-0087-0809	46,400
Vision 100	20.106	3-39-0087-0910	74,903
Total U.S. Department of Transportation, Federal Aviation Administration			<u>174,944</u>

FULTON COUNTY

SCHEDULE OF FEDERAL AWARDS EXPENDITURES
FOR THE YEAR ENDED DECEMBER 31, 2010
(Continued)

FEDERAL GRANTOR <i>Pass-through Grantor</i> Program Files	Federal CFDA Number	Project Number	Disburse- ments
UNITED STATES DEPARTMENT OF AGRICULTURE FOOD AND NUTRITION SERVICE			
<i>Passed through the Ohio Department of Job and Family Services</i>			
ARRA State Admin Match Grant for Supplemental Nutrition Assistance Program	10.561		10,457
State Admin Match Grant for Supplemental Nutrition Assistance Program	10.561		170,674
<i>Total passed through the Ohio Department of Job and Family</i>			
Total U.S. Department of Agriculture Food and Nutrition Service			<u>181,131</u>
UNITED STATES DEPARTMENT OF TRANSPORTATION			
<i>Passed through the Ohio Department of Transportation</i>			
Highway Planning and Construction Cluster FED/CSTP - 2010	20.205	87656	1,073,453
FED/CSTP - 2010	20.205	87410	11,393
Total U.S. Department Transportation			<u>1,084,846</u>
TOTAL FEDERAL AWARDS EXPENDITURES			<u>\$ 5,784,796</u>

THE ACCOMPANYING NOTES ARE AN INTEGRAL PART OF THIS SCHEDULE

FULTON COUNTY

NOTES TO THE SCHEDULE OF FEDERAL AWARDS EXPENDITURES
FOR THE YEAR ENDED DECEMBER 31, 2010

NOTE A - SIGNIFICANT ACCOUNTING POLICIES

The accompanying Schedule of Federal Awards Expenditures (the Schedule) reports Fulton County's (the County's) federal award programs' disbursements. The schedule has been prepared on the cash basis of accounting.

NOTE B - COMMUNITY DEVELOPMENT BLOCK GRANT (CDBG) REVOLVING LOAN PROGRAMS

The County has a revolving loan fund (RLF) program to provide low-interest loans to businesses to create jobs for low to moderate income persons and also to lend money to eligible persons to rehabilitate homes. The federal Department of Housing and Urban Development (HUD) grants money for these loans to the County, passed through the Ohio Department of Development. The initial loan of this money is recorded as a disbursement on the accompanying Schedule of Federal Awards Expenditures (the Schedule). Loans repaid, including interest, are used to make additional loans. Such subsequent loans are subject to the same compliance requirements imposed by HUD as the initial loans; and therefore are reported as federal expenditures in the year of disbursement. Prior year outstanding loan balances are reported in the schedule below.

These loans are collateralized by mortgages, personal guarantees, promissory notes and/or security agreements.

Activity in the CDBG revolving loan fund during 2010 is as follows:

Beginning loans receivable balance as of January 1, 2010	\$425,569
Loan principal repaid	(68,618)
Loan issued	12,000
Ending loans receivable balance as of December 31, 2010	<u>\$368,951</u>
Cash balance on hand in the revolving loan fund as of December 31, 2010	\$395,797
Program Disbursements:	
Revolving Loans Issued	\$12,000
Other Grants administered through the 14.228 program	208,408
Total CDBG 14.228 program	<u>\$220,408</u>

NOTE C - MATCHING REQUIREMENTS

Certain Federal programs require the County to contribute non-Federal funds (matching funds) to support the Federally-funded programs. The County has met its matching requirements. The Schedule does not include the expenditure of non-Federal matching funds.



Dave Yost • Auditor of State

INDEPENDENT ACCOUNTANTS' REPORT ON INTERNAL CONTROL OVER FINANCIAL REPORTING AND ON COMPLIANCE AND OTHER MATTERS REQUIRED BY *GOVERNMENT AUDITING STANDARDS*

Fulton County
152 South Fulton Street, Suite 165
Wauseon, Ohio 43567

To the Board of Commissioners:

We have audited the financial statements of the governmental activities, the business-type activities, each major fund, and the aggregate remaining fund information of Fulton County, Ohio (the County), as of and for the year ended December 31, 2010, which collectively comprise the County's basic financial statements and have issued our report thereon dated September 15, 2011. We conducted our audit in accordance with auditing standards generally accepted in the United States of America and the standards applicable to financial audits contained in the Comptroller General of the United States' *Government Auditing Standards*.

Internal Control Over Financial Reporting

In planning and performing our audit, we considered the County's internal control over financial reporting as a basis for designing our audit procedures for the purpose of expressing our opinions on the financial statements, but not for the purpose of opining on the effectiveness of the County's internal control over financial reporting. Accordingly, we have not opined on the effectiveness of the County's internal control over financial reporting.

A *deficiency in internal control* exists when the design or operation of a control does not allow management or employees, when performing their assigned functions, to prevent, or detect and timely correct misstatements. A *material weakness* is a deficiency, or combination of internal control deficiencies resulting in more than a reasonable possibility that a material misstatement of the County's financial statements will not be prevented, or detected and timely corrected.

Our consideration of internal control over financial reporting was for the limited purpose described in the first paragraph of this section and was not designed to identify all deficiencies in internal control over financial reporting that might be deficiencies, significant deficiencies or material weaknesses. We did not identify any deficiencies in internal control over financial reporting that we consider material weaknesses, as defined above.

Compliance and Other Matters

As part of reasonably assuring whether the County's financial statements are free of material misstatement, we tested its compliance with certain provisions of laws, regulations, contracts, and grant agreements, noncompliance with which could directly and materially affect the determination of financial statement amounts. However, providing an opinion on compliance with those provisions was not an objective of our audit and accordingly, we do not express an opinion. The results of our tests disclosed no instances of noncompliance or other matters we must report under *Government Auditing Standards*.

Fulton County
Independents Accountants' Report on Internal Control Over
Financial Reporting and on Compliance and Other Matters
Required by *Government Auditing Standard*
Page 2

We did note certain matters not requiring inclusion in this report that we reported to the County's management in a separate letter dated September 15, 2011.

We intend this report solely for the information and use of management, financial report review committee, Board of County Commissioners, federal awarding agencies and pass-through entities and others within the County. We intend it for no one other than these specified parties.

A handwritten signature in black ink that reads "Dave Yost". The signature is written in a cursive style with a large, looping initial "D".

Dave Yost
Auditor of State

September 15, 2011



Dave Yost • Auditor of State

INDEPENDENT ACCOUNTANTS' REPORT ON COMPLIANCE WITH REQUIREMENTS APPLICABLE TO EACH MAJOR FEDERAL PROGRAM AND ON INTERNAL CONTROL OVER COMPLIANCE REQUIRED BY OMB CIRCULAR A-133

Fulton County
152 South Fulton Street, Suite 165
Wauseon, Ohio 43567

To the Board of Commissioners:

Compliance

We have audited the compliance of Fulton County, Ohio (the County), with the types of compliance requirements described in the U.S. Office of Management and Budget (OMB) *Circular A-133, Compliance Supplement* that could directly and materially affect each of the County's major federal programs for the year ended December 31, 2010. The summary of auditor's results section of the accompanying schedule of findings identifies the County's major federal programs. The County's management is responsible for complying with the requirements of laws, regulations, contracts, and grants applicable to each major federal program. Our responsibility is to express an opinion on the County's compliance based on our audit.

We conducted our audit of compliance in accordance with auditing standards generally accepted in the United States of America; the standards applicable to financial audits included in the Comptroller General of the United States' *Government Auditing Standards*; and OMB Circular A-133, *Audits of States, Local Governments, and Non-Profit Organizations*. Those standards and OMB Circular A-133 require that we plan and perform the audit to reasonably assure whether noncompliance occurred with the compliance requirements referred to above that could directly and materially affect a major federal program. An audit includes examining, on a test basis, evidence about the County's compliance with those requirements and performing other procedures we considered necessary in the circumstances. We believe our audit provides a reasonable basis for our opinion. Our audit does not provide a legal determination on the County's compliance with those requirements.

As described in finding 2010-001 in the accompanying schedule of findings, the County did not comply with requirements regarding cash management applicable to its Home Improvement Partnership Program major federal program. Compliance with this requirement is necessary, in our opinion, for the County to comply with requirements applicable to this program.

In our opinion, except for the noncompliance described in the preceding paragraph, Fulton County complied, in all material respects, with the requirements referred to above that could directly and materially affect each of its major federal programs for the year ended December 31, 2010.

Internal Control Over Compliance

The County's management is responsible for establishing and maintaining effective internal control over compliance with the requirements of laws, regulations, contracts, and grants applicable to federal programs. In planning and performing our audit, we considered the County's internal control over compliance with requirements that could directly and materially affect a major federal program, to determine our auditing procedures for the purpose of opining on compliance and to test and report on internal control over compliance in accordance with OMB Circular A-133, but not for the purpose of opining on the effectiveness of internal control over compliance. Accordingly, we have not opined on the effectiveness of the County's internal control over compliance.

Our consideration of internal control over compliance was for the limited purpose described in the first paragraph of this section and would not necessarily identify all deficiencies in internal control over compliance that might be deficiencies, significant deficiencies or material weaknesses. However, as discussed below, we identified a certain deficiency in internal control over compliance that we consider to be a material weakness.

A deficiency in internal control over compliance exists when the design or operation of a control over compliance does not allow management or employees, when performing their assigned functions, to prevent, or to timely detect and correct, noncompliance with a federal program compliance requirement. A *material weakness in internal control over compliance* is a deficiency, or combination of deficiencies, in internal control over compliance, such that there is a reasonable possibility that material noncompliance with a federal program compliance requirement will not be prevented, or timely detected and corrected. We consider the deficiency in internal control over compliance described in the accompanying schedule of findings as item 2010-001 to be a material weakness.

The County's response to the finding we identified is described in the accompanying schedule of findings we did not audit the County's response and, accordingly, we express no opinion on it.

We intend this report solely for the information and use of management, financial report review committee, the Board of County Commissioners, others within the County, federal awarding agencies, and pass-through entities. It is not intended for anyone other than these specified parties.



Dave Yost
Auditor of State

September 15, 2011

FULTON COUNTY
SCHEDULE OF FINDINGS
OMB CIRCULAR A -133 § .505
DECEMBER 31, 2010

1. SUMMARY OF AUDITOR'S RESULTS

(d)(1)(i)	Type of Financial Statement Opinion	Unqualified
(d)(1)(ii)	Were there any material control weaknesses reported at the financial statement level (GAGAS)?	No
(d)(1)(ii)	Were there any significant deficiencies in internal control reported at the financial statement level (GAGAS)?	No
(d)(1)(iii)	Was there any reported material noncompliance at the financial statement level (GAGAS)?	No
(d)(1)(iv)	Were there any material internal control weaknesses reported for major federal programs?	Yes
(d)(1)(iv)	Were there any significant deficiencies in internal control reported for major federal programs?	No
(d)(1)(v)	Type of Major Programs' Compliance Opinion	Qualified over Cash Management
(d)(1)(vi)	Are there any reportable findings under § .510(a)?	Yes
(d)(1)(vii)	Major Programs (list):	Workforce Investment Act Cluster – CFDA # 17.258, # 17.259, # 17.260,, # 17.278. Home Improvement Partnership Program – CFDA # 14.239 Community Development Block Grants – CFDA # 14.253 Highway Planning and Construction – CFDA # 20.205 Child Support Enforcement – CFDA # 93.563 Social Services Block Grant – CFDA # 93.667
(d)(1)(viii)	Dollar Threshold: Type A/B Programs	Type A: > \$ 300,000 Type B: all others
(d)(1)(ix)	Low Risk Auditee?	No

**2. FINDINGS RELATED TO THE FINANCIAL STATEMENTS
 REQUIRED TO BE REPORTED IN ACCORDANCE WITH GAGAS**

None

3. FINDINGS AND QUESTIONED COSTS FOR FEDERAL AWARDS

1. Noncompliance and Material Weakness – Failure to comply with 15 day rule

Finding Number	2010-001
CFDA Title and Number	Home Improvement Partnership Program 14.239
Federal Award Number / Year	2010
Federal Agency	United States Department of Housing and Urban Development
Pass-Through Agency	Ohio Department of Development

24 CFR 92.502 (c) (2) provides that HOME funds drawn from the United States Treasury account must be expended for eligible costs within 15 days. Any interest earned within the 15 day period may be retained by the participating jurisdiction as HOME funds. Any funds that are drawn down and not expended for eligible costs within 15 days of the disbursement must be returned to HUD for deposit in the participating jurisdiction's United States Treasury account of the HOME Investment Trust Fund.

The County did not sufficiently monitor the timing of request for funds. The County maintained a balance in excess of \$5,000 for up to seven months after receiving a draw.

Noncompliance with the 15-Day Rule may jeopardize future funding.

We recommend the County establish procedures to monitor request for funds to ensure that excess amounts of cash are not maintained.

Officials' Response:

Fulton County and Maumee Valley Planning Organization (MVPO), as grant administrator, will monitor more closely the time taken to process outstanding invoices in order to comply with 24 CFR 92.502 (c) (2).

The OHCP grant funds can require 30 days or more from draw to receipt; therefore, MVPO is always estimating the draw amounts. Those estimates are based upon contactors' information of anticipated project completion. MVPO will communicate more frequently with the contractors to assure the project is progressing per schedule, prior to requesting the funds from OHCP. As soon as the contractors' pay requests are obtained, they will be sent to the County for processing, even if the funds have not been received from OHCP. Although Fulton County has the option of paying invoices prior to receiving OHCP funds, it is unlikely the County has sufficient working capital, to avoid all possible 15-day rule findings.

FULTON COUNTY

**CORRECTIVE ACTION PLAN
OMB CIRCULAR A -133 § .315 (c)
DECEMBER 31, 2010**

Finding Number	Planned Corrective Action	Anticipated Completion Date	Responsible Contact Person
2010-001	<p>Fulton County and Maumee Valley Planning Organization (MVPO), as grant administrator, will monitor more closely the time taken to process outstanding invoices in order to comply with 24 CFR 92.502 (c) (2).</p> <p>The OHCP grant funds can require 30 days or more from draw to receipt; therefore, MVPO is always estimating the draw amounts. Those estimates are based upon contractors' information of anticipated project completion. MVPO will communicate more frequently with the contractors to assure the project is progressing per schedule, prior to requesting the funds from OHCP. As soon as the contractors' pay requests are obtained, they will be sent to the County for processing, even if the funds have not been received from OHCP. Although Fulton County has the option of paying invoices prior to receiving OHCP funds, it is unlikely the County has sufficient working capital, to avoid all possible 15-day rule findings.</p>	9/15/2011	Annie Hernandez, Fiscal Supervisor

This page intentionally left blank.

FULTON COUNTY

SCHEDULE OF PRIOR AUDIT FINDINGS
OMB CIRCULAR A -133 § .315 (b)
DECEMBER 31, 2010

Finding Number	Finding Summary	Fully Corrected?	Not Corrected, Partially Corrected; Significantly Different Corrective Action Taken; or Finding No Longer Valid; <i>Explain</i>
2009-001	County Child Support Enforcement Agency failed to follow up on medical support	Yes	

This Page is Intentionally Left Blank.



Dave Yost • Auditor of State

FULTON COUNTY FINANCIAL CONDITION

FULTON COUNTY

CLERK'S CERTIFICATION

This is a true and correct copy of the report which is required to be filed in the Office of the Auditor of State pursuant to Section 117.26, Revised Code, and which is filed in Columbus, Ohio.

Susan Babbitt

CLERK OF THE BUREAU

CERTIFIED
SEPTEMBER 29, 2011