

**CLEAR FORK VALLEY LOCAL SCHOOL DISTRICT
RICHLAND COUNTY, OHIO**

**BASIC FINANCIAL STATEMENTS
(AUDITED)**

***FOR THE FISCAL YEAR ENDED
JUNE 30, 2016***

BRADD STEVENS, TREASURER



Dave Yost • Auditor of State

Board of Education
Clear Fork Valley Local School District
92 Hines Avenue
Bellville, Ohio 44813

We have reviewed the *Independent Auditor's Report* of the Clear Fork Valley Local School District, Richland County, prepared by Julian & Grube, Inc., for the audit period July 1, 2015 through June 30, 2016. Based upon this review, we have accepted these reports in lieu of the audit required by Section 117.11, Revised Code. The Auditor of State did not audit the accompanying financial statements and, accordingly, we are unable to express, and do not express an opinion on them.

Our review was made in reference to the applicable sections of legislative criteria, as reflected by the Ohio Constitution, and the Revised Code, policies, procedures and guidelines of the Auditor of State, regulations and grant requirements. The Clear Fork Valley Local School District is responsible for compliance with these laws and regulations.

A handwritten signature in black ink that reads "Dave Yost".

Dave Yost
Auditor of State

December 28, 2016

This page intentionally left blank.

**CLEAR FORK VALLEY LOCAL SCHOOL DISTRICT
RICHLAND COUNTY, OHIO**

TABLE OF CONTENTS

Independent Auditor’s Report	1 - 2
Management’s Discussion and Analysis	3 - 14
Basic Financial Statements:	
Government-Wide Financial Statements:	
Statement of Net Position	15
Statement of Activities	16
Fund Financial Statements:	
Balance Sheet - Governmental Funds	17
Reconciliation of Total Governmental Fund Balances to Net Position of Governmental Activities	18
Statement of Revenues, Expenditures and Changes in Fund Balances - Governmental Funds	19
Reconciliation of the Statement of Revenues, Expenditures and Changes in Fund Balances of Governmental Funds to the Statement of Activities	20
Statement of Revenues, Expenditures and Changes in Fund Balance - Budget and Actual (Non-GAAP Budgetary Basis) - General Fund	21
Statement of Net Position - Proprietary Fund	22
Statement of Revenues, Expenses and Changes in Net Position - Proprietary Fund	23
Statement of Cash Flows - Proprietary Fund	24
Statement of Fiduciary Net Position - Fiduciary Funds	25
Statement of Changes in Fiduciary Net Position - Fiduciary Fund	26
Notes to the Basic Financial Statements	27 - 64
Required Supplementary Information:	
Schedule of the District’s Proportionate Share of the Net Pension Liability:	
School Employees Retirement System (SERS) of Ohio	66
State Teachers Retirement System (STRS) of Ohio	67
Schedule of District Contributions:	
School Employees Retirement System (SERS) of Ohio	68 - 69
State Teachers Retirement System (STRS) of Ohio	70 - 71
Notes to Required Supplementary Information	72
Supplementary Information:	
Schedule of Expenditures of Federal Awards	73
Independent Auditor’s Report on Internal Control Over Financial Reporting and on Compliance and Other Matters Required by <i>Government Auditing Standards</i>	74 - 75
Independent Auditor’s Report on Compliance With Requirements Applicable to the Major Federal Program and on Internal Control Over Compliance Required by the Uniform Guidance	76 - 77
Schedule of Findings <i>Uniform Guidance 2 CFR § 200.515</i>	78

This page intentionally left blank.



Julian & Grube, Inc.

Serving Ohio Local Governments

333 County Line Rd. West, Westerville, OH 43082 Phone: 614.846.1899 Fax: 614.846.2799

Independent Auditor's Report

Clear Fork Valley Local School District
Richland County
92 Hines Avenue
Bellville, Ohio 44813

To the Board of Education:

Report on the Financial Statements

We have audited the accompanying financial statements of the governmental activities, its major fund, and the aggregate remaining fund information of the Clear Fork Valley Local School District, Richland County, Ohio, as of and for the fiscal year ended June 30, 2016, and the related notes to the financial statements, which collectively comprise the Clear Fork Valley Local School District's basic financial statements as listed in the table of contents.

Management's Responsibility for the Financial Statements

Management is responsible for preparing and fairly presenting these financial statements in accordance with accounting principles generally accepted in the United States of America; this includes designing, implementing, and maintaining internal control relevant to preparing and fairly presenting financial statements that are free from material misstatement, whether due to fraud or error.

Auditor's Responsibility

Our responsibility is to opine on these financial statements based on our audit. We audited in accordance with auditing standards generally accepted in the United States of America and the financial audit standards in the Comptroller General of the United States' *Government Auditing Standards*. Those standards require us to plan and perform the audit to reasonably assure the financial statements are free from material misstatement.

An audit requires obtaining evidence about financial statement amounts and disclosures. The procedures selected depend on our judgment, including assessing the risks of material financial statement misstatement, whether due to fraud or error. In assessing those risks, we consider internal control relevant to the Clear Fork Valley Local School District's preparation and fair presentation of the financial statements in order to design audit procedures that are appropriate in the circumstances, but not to the extent needed to opine on the effectiveness of the Clear Fork Valley Local School District's internal control. Accordingly, we express no opinion. An audit also includes evaluating the appropriateness of management's accounting policies and the reasonableness of their significant accounting estimates, as well as our evaluation of the overall financial statement presentation.

We believe the audit evidence we obtained is sufficient and appropriate to support our audit opinions.

Opinion

In our opinion, the financial statements referred to above present fairly, in all material respects, the respective financial position of the governmental activities, its major fund, and the aggregate remaining fund information of the Clear Fork Valley Local School District, Richland County, Ohio, as of June 30, 2016, and the respective changes in financial position and, where applicable, cash flows thereof and the budgetary comparison for the General fund thereof for the fiscal year then ended in accordance with the accounting principles generally accepted in the United States of America.

Other Matters

Required Supplementary Information

Accounting principles generally accepted in the United States of America require this presentation to include *Management's discussion and analysis* and schedules of net pension liabilities and pension contributions listed in the table of contents, to supplement the basic financial statements. Although this information is not part of the basic financial statements, the Governmental Accounting Standards Board considers it essential for placing the basic financial statements in an appropriate operational, economic, or historical context. We applied certain limited procedures to the required supplementary information in accordance with auditing standards generally accepted in the United States of America, consisting of inquiries of management about the methods of preparing the information and comparing the information for consistency with management's responses to our inquiries, to the basic financial statements, and other knowledge we obtained during our audit of the basic financial statements. We do not opine or provide any assurance on the information because the limited procedures do not provide us with sufficient evidence to opine or provide any other assurance.

Supplementary and Other Information

Our audit was conducted to opine on the Clear Fork Valley Local School District's basic financial statements taken as a whole.

The Schedule of Expenditures of Federal Awards presents additional analysis as required by Title 2 U.S. Code of Federal Regulations (CFR) Part 200, Uniform Administrative Requirements, Cost Principles, and Audit Requirements for Federal Awards and is not a required part of the financial statements.

The Schedule is management's responsibility, and derives from and relate directly to the underlying accounting and other records used to prepare the basic financial statements. We subjected this Schedule to the auditing procedures we applied to the basic financial statements. We also applied certain additional procedures, including comparing and reconciling the Schedule directly to the underlying accounting and other records used to prepare the basic financial statements or to the basic financial statements themselves in accordance with auditing standards generally accepted in the United States of America. In our opinion, this Schedule is fairly stated in all material respects in relation to the basic financial statements taken as a whole.

Other Reporting Required by Government Auditing Standards

In accordance with *Government Auditing Standards*, we have also issued our report dated November 3, 2016, on our consideration of the Clear Fork Valley Local School District's internal control over financial reporting and our tests of its compliance with certain provisions of laws, regulations, contracts and grant agreements and other matters. That report describes the scope of our internal control testing over financial reporting and compliance, and the results of that testing, and does not opine on internal control over financial reporting or on compliance. That report is an integral part of an audit performed in accordance with *Government Auditing Standards* in considering the Clear Fork Valley Local School District's internal control over financial reporting and compliance.



Julian & Grube, Inc.

November 3, 2016

**CLEAR FORK VALLEY LOCAL SCHOOL DISTRICT
RICHLAND COUNTY, OHIO**

**MANAGEMENT'S DISCUSSION AND ANALYSIS
FOR THE FISCAL YEAR ENDED JUNE 30, 2016**

The management's discussion and analysis of the Clear Fork Valley Local School District's (the "District") financial performance provides an overall review of the District's financial activities for the fiscal year ended June 30, 2016. The intent of this discussion and analysis is to look at the District's financial performance as a whole; readers should also review the basic financial statements and the notes to the basic financial statements to enhance their understanding of the District's financial performance.

Financial Highlights

Key financial highlights for fiscal year 2016 are as follows:

- In total, net position of governmental activities increased \$1,305,486 which represents a 16.45% increase from 2015.
- General revenues accounted for \$15,480,990 in revenue or 79.41% of all revenues. Program specific revenues, in the form of charges for services and sales, grants and contributions accounted for \$4,015,173 or 20.59% of total revenues of \$19,496,163.
- The District had \$18,190,677 in expenses related to governmental activities; only \$4,015,173 of these expenses were offset by program specific charges for services, grants and contributions. General revenues supporting governmental activities (primarily taxes and unrestricted grants and entitlements) of \$15,480,990 were adequate to provide for these programs.
- The District's only major governmental fund is the general fund. The general fund had \$16,512,511 in revenues and \$15,910,893 in expenditures and other financing uses. The general fund had a decrease in the reserve for inventory for 2016 of \$2,237. During fiscal 2016, the general fund's fund balance increased \$601,618 from a fund balance of \$8,050,435 to \$8,649,816.

Using the Basic Financial Statements (BFS)

This annual report consists of a series of financial statements and notes to those statements. These statements are organized so the reader can understand the District as a financial whole, an entire operating entity. The statements then proceed to provide an increasingly detailed look at specific financial activities.

The *statement of net position* and *statement of activities* provide information about the activities of the whole District, presenting both an aggregate view of the District's finances and a longer-term view of those finances. Fund financial statements provide the next level of detail. For governmental funds, these statements tell how services were financed in the short-term as well as what remains for future spending. The fund financial statements also look at the District's most significant funds with all other nonmajor funds presented in total in one column. In the case of the District, the general fund is by far the most significant fund, and the only governmental fund reported as a major fund.

**CLEAR FORK VALLEY LOCAL SCHOOL DISTRICT
RICHLAND COUNTY, OHIO**

MANAGEMENT'S DISCUSSION AND ANALYSIS
FOR THE FISCAL YEAR ENDED JUNE 30, 2016

Reporting the District as a Whole

Statement of Net Position and the Statement of Activities

While this document contains the large number of funds used by the District to provide programs and activities, the view of the District as a whole looks at all financial transactions and asks the question, "How did we do financially during 2016?" The statement of net position and the statement of activities answer this question. These statements include *all assets, deferred outflows of resources, liabilities, deferred inflows of resources, revenues and expenses* using the *accrual basis of accounting* similar to the accounting used by most private-sector companies. This basis of accounting will take into account all of the current year's revenues and expenses regardless of when cash is received or paid.

These two statements report the District's *net position* and changes in that position. This change in net position is important because it tells the reader that, for the District as a whole, the *financial position* of the District has improved or diminished. The causes of this change may be the result of many factors, some financial, some not. Non-financial factors include the District's property tax base, current property tax laws in Ohio restricting revenue growth, facility conditions, required educational programs and other factors.

In the statement of net position and the statement of activities, the governmental activities include the District's programs and services, including instruction, support services, operation and maintenance of plant, pupil transportation, extracurricular activities, and food service operations.

The District's statement of net position and statement of activities can be found on pages 15-16 of this report.

Reporting the District's Most Significant Funds

Fund Financial Statements

The analysis of the District's major governmental funds begins on page 11. Fund financial reports provide detailed information about the District's major funds. The District uses many funds to account for a multitude of financial transactions. However, these fund financial statements focus on the District's most significant funds. The District's only major governmental fund is the general fund.

Governmental Funds

Most of the District's activities are reported in governmental funds, which focus on how money flows into and out of those funds and the balances left at year-end available for spending in future periods. These funds are reported using an accounting method called *modified accrual* accounting, which measures cash and all other *financial assets* than can readily be converted to cash. The governmental fund financial statements provide a detailed *short-term* view of the District's general government operations and the basic services it provides. Governmental fund information helps you determine whether there are more or fewer financial resources that can be spent in the near future to finance educational programs. The relationship (or differences) between governmental *activities* (reported in the statement of net position and the statement of activities) and governmental *funds* is reconciled in the basic financial statements. The basic governmental fund financial statements can be found on pages 17-21 of this report.

Proprietary Funds

The District maintains a proprietary fund. Internal service funds are an accounting device used to accumulate and allocate costs internally among the District's various functions. The District's internal service fund accounts for employee benefits self-insurance. The basic proprietary fund financial statements can be found on pages 22-24 of this report.

**CLEAR FORK VALLEY LOCAL SCHOOL DISTRICT
RICHLAND COUNTY, OHIO**

**MANAGEMENT'S DISCUSSION AND ANALYSIS
FOR THE FISCAL YEAR ENDED JUNE 30, 2016**

Reporting the District's Fiduciary Responsibilities

The District is the trustee, or fiduciary, for its scholarship programs. This activity is presented as a private-purpose trust fund. The District also acts in a trustee capacity as an agent for individuals. These activities are reported in an agency fund. All of the District's fiduciary activities are reported in a separate statement of fiduciary net position and changes in fiduciary net position on pages 25 and 26. These activities are excluded from the District's other financial statements because the assets cannot be utilized by the District to finance its operations.

Notes to the Basic Financial Statements

The notes provide additional information that is essential to a full understanding of the data provided in the government-wide and fund financial statements. These notes to the basic financial statements can be found on pages 27-64 of this report.

Required Supplementary Information

In addition to the basic financial statements and accompanying notes, this report also presents certain required supplementary information concerning the District's net pension liability. The required supplementary information can be found on pages 66 through 72 of this report.

THIS SPACE IS INTENTIONALLY LEFT BLANK

**CLEAR FORK VALLEY LOCAL SCHOOL DISTRICT
RICHLAND COUNTY, OHIO**

MANAGEMENT'S DISCUSSION AND ANALYSIS
FOR THE FISCAL YEAR ENDED JUNE 30, 2016

The District as a Whole

The statement of net position provides the perspective of the District as a whole. The table below provides a summary of the District's net position at June 30, 2016 and June 30, 2015.

	Net Position	
	Governmental Activities 2016	Governmental Activities 2015
<u>Assets</u>		
Current and other assets	\$ 17,422,471	\$ 15,954,801
Capital assets, net	<u>7,912,403</u>	<u>8,000,719</u>
Total assets	<u>25,334,874</u>	<u>23,955,520</u>
<u>Deferred Outflows of Resources</u>		
Unamortized deferred charges on debt refunding	-	172,577
Pension	<u>2,497,836</u>	<u>1,356,614</u>
Total deferred outflows of resources	<u>2,497,836</u>	<u>1,529,191</u>
<u>Liabilities</u>		
Current liabilities	2,180,084	1,876,783
Long-term liabilities:		
Due within one year	651,036	629,436
Due in more than one year:		
Net pension liability	21,152,174	18,352,292
Other amounts	<u>5,020,000</u>	<u>5,622,618</u>
Total liabilities	<u>29,003,294</u>	<u>26,481,129</u>
<u>Deferred Inflows of Resources</u>		
Property taxes levied for next year	4,074,622	3,624,294
Unamortized deferred gain on refunding	4,174	-
Pensions	<u>1,379,842</u>	<u>3,313,996</u>
Total deferred inflows of resources	<u>5,458,638</u>	<u>6,938,290</u>
<u>Net Position</u>		
Net investment in capital assets	4,156,321	3,670,334
Restricted	364,906	417,651
Unrestricted (deficit)	<u>(11,150,449)</u>	<u>(12,022,693)</u>
Total net position (deficit)	<u>\$ (6,629,222)</u>	<u>\$ (7,934,708)</u>

During a prior fiscal year, the District adopted GASB Statement 68, "Accounting and Financial Reporting for Pensions—an Amendment of GASB Statement 27," and GASB statement 71 "Pension Transition for Contributions Made Subsequent to the Measurement Date – An Amendment of GASB Statement No. 68" which significantly revises accounting for pension costs and liabilities. For reasons discussed below, many end users of this financial statement will gain a clearer understanding of the District's actual financial condition by adding deferred inflows related to pension and the net pension liability to the reported net position and subtracting deferred outflows related to pension.

**CLEAR FORK VALLEY LOCAL SCHOOL DISTRICT
RICHLAND COUNTY, OHIO**

**MANAGEMENT'S DISCUSSION AND ANALYSIS
FOR THE FISCAL YEAR ENDED JUNE 30, 2016**

Governmental Accounting Standards Board standards are national and apply to all government financial reports prepared in accordance with generally accepted accounting principles. When accounting for pension costs, GASB 27 focused on a funding approach. This approach limited pension costs to contributions annually required by law, which may or may not be sufficient to fully fund each plan's *net pension liability*. GASB 68 takes an earnings approach to pension accounting; however, the nature of Ohio's statewide pension systems and state law governing those systems requires additional explanation in order to properly understand the information presented in these statements.

Under the new standards required by GASB 68, the net pension liability equals the District's proportionate share of each plan's collective:

1. Present value of estimated future pension benefits attributable to active and inactive employees' past service
2. Minus plan assets available to pay these benefits

GASB notes that pension obligations, whether funded or unfunded, are part of the "employment exchange" – that is, the employee is trading his or her labor in exchange for wages, benefits, and the promise of a future pension. GASB noted that the unfunded portion of this pension promise is a present obligation of the government, part of a bargained-for benefit to the employee, and should accordingly be reported by the government as a liability since they received the benefit of the exchange. However, the District is not responsible for certain key factors affecting the balance of this liability. In Ohio, the employee shares the obligation of funding pension benefits with the employer. Both employer and employee contribution rates are capped by State statute. A change in these caps requires action of both Houses of the General Assembly and approval of the Governor. Benefit provisions are also determined by State statute. The employee enters the employment exchange with the knowledge that the employer's promise is limited not by contract but by law. The employer enters the exchange also knowing that there is a specific, legal limit to its contribution to the pension system. In Ohio, there is no legal means to enforce the unfunded liability of the pension system *as against the public employer*. State law operates to mitigate/lessen the moral obligation of the public employer to the employee, because all parties enter the employment exchange with notice as to the law. The pension system is responsible for the administration of the plan.

Most long-term liabilities have set repayment schedules or, in the case of compensated absences (i.e. sick and vacation leave), are satisfied through paid time-off or termination payments. There is no repayment schedule for the net pension liability. As explained above, changes in pension benefits, contribution rates, and return on investments affect the balance of the net pension liability, but are outside the control of the local government. In the event that contributions, investment returns, and other changes are insufficient to keep up with required pension payments, State statute does not assign/identify the responsible party for the unfunded portion. Due to the unique nature of how the net pension liability is satisfied, this liability is separately identified within the long-term liability section of the statement of net position.

In accordance with GASB 68, the District's statements prepared on an accrual basis of accounting include an annual pension expense for their proportionate share of each plan's *change* in net pension liability not accounted for as deferred inflows/outflows.

Over time, net position can serve as a useful indicator of a government's financial position. At June 30, 2016, the District's liabilities plus deferred inflows of resources exceeded assets plus deferred outflows of resources by \$6,629,222.

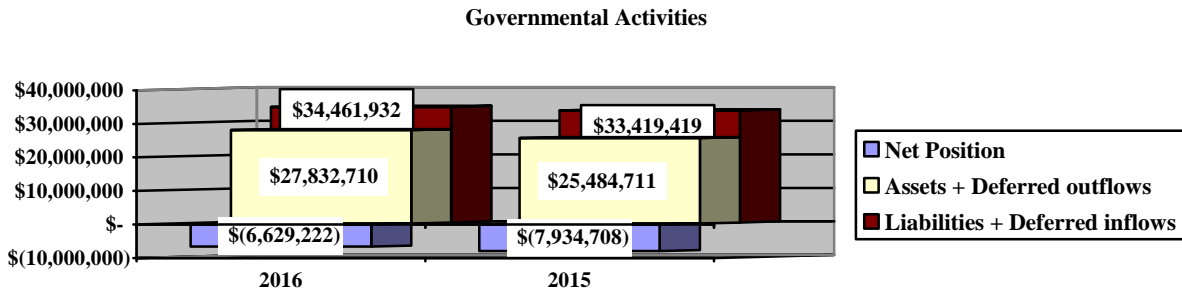
**CLEAR FORK VALLEY LOCAL SCHOOL DISTRICT
RICHLAND COUNTY, OHIO**

**MANAGEMENT'S DISCUSSION AND ANALYSIS
FOR THE FISCAL YEAR ENDED JUNE 30, 2016**

At year-end, capital assets represented 31.23% of total assets. Capital assets include land, construction in progress, land improvements, buildings and improvements, furniture and equipment and vehicles. Net investment in capital assets at June 30, 2016 was \$4,156,321. These capital assets are used to provide services to the students and are not available for future spending. Although the District's investment in capital assets is reported net of related debt, it should be noted that the resources to repay the debt must be provided from other sources, since capital assets may not be used to liquidate these liabilities.

A portion of the District's net position, \$364,906, represents resources that are subject to external restriction on how they may be used. The remaining balance of unrestricted net position was a deficit of \$11,150,449.

The graph below shows the District's assets, deferred outflows of resources, liabilities, deferred inflows of resources and net position at June 30, 2016 and June 30, 2015.



The table below shows the change in net position for fiscal years 2016 and 2015.

	<u>Change in Net Position</u>	
	Governmental Activities 2016	Governmental Activities 2015
<u>Revenues</u>		
Program revenues:		
Charges for services and sales	\$ 1,781,354	\$ 1,733,821
Operating grants and contributions	2,233,819	2,415,737
General revenues:		
Property taxes	5,004,706	5,080,070
Income taxes	1,985,119	1,796,916
Grants and entitlements	8,400,730	8,247,051
Investment earnings	58,643	46,735
Other	<u>31,792</u>	<u>19,602</u>
Total revenues	<u>19,496,163</u>	<u>19,339,932</u>

(Continued)

**CLEAR FORK VALLEY LOCAL SCHOOL DISTRICT
RICHLAND COUNTY, OHIO**

**MANAGEMENT'S DISCUSSION AND ANALYSIS
FOR THE FISCAL YEAR ENDED JUNE 30, 2016**

<u>Expenses</u>	Change in Net Position (Continued)	
	Governmental	Governmental
	Activities <u>2016</u>	Activities <u>2015</u>
Program expenses:		
Instruction:		
Regular	\$ 7,264,386	\$ 6,990,543
Special	2,409,875	2,251,058
Vocational	378,212	372,377
Other	704,711	693,368
Support services:		
Pupil	575,579	624,455
Instructional staff	506,868	534,999
Board of education	69,258	98,678
Administration	1,268,793	1,197,212
Fiscal	478,687	466,191
Operations and maintenance	1,639,763	1,598,140
Pupil transportation	1,255,979	1,322,069
Central	38,361	30,948
Operation of non-instructional services:		
Other non-instructional services	353	7,373
Food service operations	780,510	783,800
Extracurricular activities	569,890	536,063
Interest and fiscal charges	<u>249,452</u>	<u>344,880</u>
Total expenses	<u>18,190,677</u>	<u>17,852,154</u>
Change in net position	1,305,486	1,487,778
Net position (deficit) at beginning of year	<u>(7,934,708)</u>	<u>(9,422,486)</u>
Net position (deficit) at end of year	<u><u>\$ (6,629,222)</u></u>	<u><u>\$ (7,934,708)</u></u>

Governmental Activities

Net position of the District's governmental activities increased \$1,305,486. Total governmental expenses of \$18,190,677 were offset by program revenues of \$4,015,173 and general revenues of \$15,480,990. Program revenues supported 22.07% of the total governmental expenses.

The primary sources of revenue for governmental activities are derived from property taxes, income taxes, and unrestricted grants and entitlements. These revenue sources represent 78.94% of total governmental revenue. Real estate property is reappraised every six years.

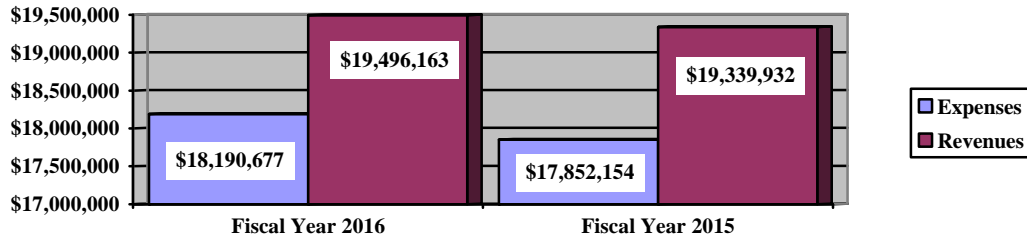
The largest expense of the District is for instructional programs. Instruction expenses totaled \$10,757,184 or 59.14% of total governmental expenses for fiscal year 2016.

**CLEAR FORK VALLEY LOCAL SCHOOL DISTRICT
RICHLAND COUNTY, OHIO**

**MANAGEMENT'S DISCUSSION AND ANALYSIS
FOR THE FISCAL YEAR ENDED JUNE 30, 2016**

The graph below presents the District's governmental activities revenues and expenses for 2016 and 2015.

Governmental Activities - Revenues and Expenses



The Statement of Activities shows the cost of program services and the charges for services and grants offsetting those services. The following table shows, for governmental activities, the total cost of services and the net cost of services. That is, it identifies the cost of these services supported by tax revenue and unrestricted State grants and entitlements.

Governmental Activities

	Total Cost of Services <u>2016</u>	Net Cost of Services <u>2016</u>	Total Cost of Services <u>2015</u>	Net Cost of Services <u>2015</u>
Program expenses				
Instruction:				
Regular	\$ 7,264,386	\$ 5,966,023	\$ 6,990,543	\$ 5,617,571
Special	2,409,875	990,389	2,251,058	884,184
Vocational	378,212	287,812	372,377	258,619
Other	704,711	704,711	693,368	693,368
Support services:				
Pupil	575,579	572,129	624,455	621,791
Instructional staff	506,868	447,100	534,999	425,565
Board of education	69,258	69,258	98,678	98,678
Administration	1,268,793	1,166,461	1,197,212	1,097,341
Fiscal	478,687	468,264	466,191	453,308
Operations and maintenance	1,639,763	1,604,246	1,598,140	1,558,256
Pupil transportation	1,255,979	1,183,726	1,322,069	1,160,828
Central	38,361	38,361	30,948	30,948
Operation of non-instructional services:				
Other non-instructional services	353	353	7,373	7,373
Food service operations	780,510	44,929	783,800	64,744
Extracurricular activities	569,890	382,290	536,063	385,142
Interest and fiscal charges	249,452	249,452	344,880	344,880
Total expenses	<u><u>\$ 18,190,677</u></u>	<u><u>\$ 14,175,504</u></u>	<u><u>\$ 17,852,154</u></u>	<u><u>\$ 13,702,596</u></u>

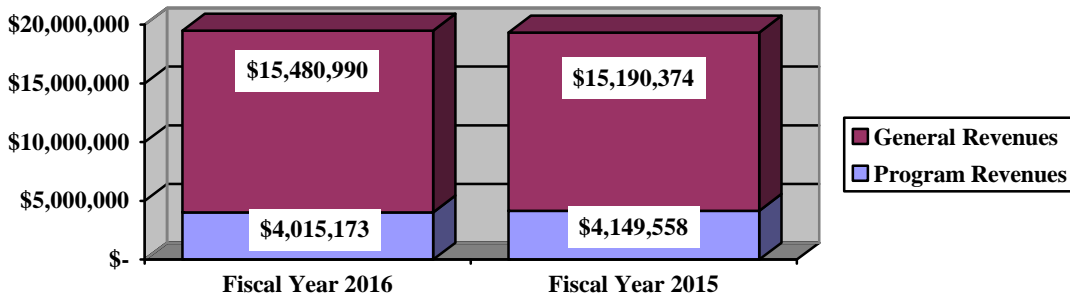
**CLEAR FORK VALLEY LOCAL SCHOOL DISTRICT
RICHLAND COUNTY, OHIO**

MANAGEMENT'S DISCUSSION AND ANALYSIS
FOR THE FISCAL YEAR ENDED JUNE 30, 2016

The dependence upon tax and other general revenues for governmental activities is apparent, as 73.89% of instruction activities are supported through taxes and other general revenues. For all governmental activities, general revenue support is 77.93%. The District's taxpayers and unrestricted grants and entitlements from the State are by far the primary support for District's students.

The graph below presents the District's governmental activities revenue for fiscal year 2016 and 2015.

Governmental Activities - General and Program Revenues



The District's Funds

The District's governmental funds (as presented on the balance sheet on page 17) reported a combined fund balance of \$9,607,395, which is higher than last year's total of \$9,172,531. The schedule below indicates the fund balance and the total change in fund balance as of June 30, 2016 and 2015.

	Fund Balance June 30, 2016	Fund Balance June 30, 2015	Change
General	\$ 8,649,816	\$ 8,050,435	\$ 599,381
Other Governmental	<u>957,579</u>	<u>1,122,096</u>	<u>(164,517)</u>
Total	<u>\$ 9,607,395</u>	<u>\$ 9,172,531</u>	<u>\$ 434,864</u>

General Fund

The District's general fund's fund balance increased by \$599,381. The increase in fund balance can be attributed to the increase in tax revenues from the prior year. The overall expenditures increased approximately \$530,122 primarily due to increased regular instruction, special instruction and administrative expenditures.

**CLEAR FORK VALLEY LOCAL SCHOOL DISTRICT
RICHLAND COUNTY, OHIO**

**MANAGEMENT'S DISCUSSION AND ANALYSIS
FOR THE FISCAL YEAR ENDED JUNE 30, 2016**

The table that follows assists in illustrating the financial activities and fund balance of the general fund.

	<u>2016</u> <u>Amount</u>	<u>2015</u> <u>Amount</u>	<u>Percentage</u> <u>Change</u>
<u>Revenues</u>			
Property taxes	\$ 4,019,100	\$ 4,153,260	(3.23) %
Income taxes	1,985,119	1,796,916	10.47 %
Tuition	1,176,806	1,195,798	(1.59) %
Earnings on investments	51,677	37,053	39.47 %
Intergovernmental	9,057,463	8,983,028	0.83 %
Other revenues	<u>222,346</u>	<u>153,556</u>	44.80 %
Total	<u>\$ 16,512,511</u>	<u>\$ 16,319,611</u>	1.18 %
<u>Expenditures</u>			
Instruction	\$ 10,014,606	\$ 9,453,398	5.94 %
Support services	5,410,499	5,496,219	(1.56) %
Operation of non-instructional services	-	7,203	(100.00) %
Facilities acquisition and construction	249	-	100.00 %
Extracurricular activities	<u>146,969</u>	<u>85,381</u>	72.13 %
Total	<u>\$ 15,572,323</u>	<u>\$ 15,042,201</u>	3.52 %

Overall revenues increased \$192,900 or 1.18% from the prior fiscal year. This increase can be partially attributed to income tax revenue increasing as a result of an improving economy. The decrease in property tax revenue is attributable to the amount of taxes collected and available to the District as an advance at fiscal year end. The amount of tax advances available from the county auditor can vary depending upon when tax bills are mailed. The increase in total expenditures can be attributed, mainly, to an increase in instructional services. Instructional expenditures increased due to additional costs related to regular and special instruction. In the area of extracurricular, the increase can be attributed to a rise in athletic-related operations and personnel costs.

General Fund Budgeting Highlights

The District's budget is prepared according to Ohio law and is based on accounting for certain transactions on a basis of cash receipts, disbursements and encumbrances. The most significant budgeted fund is the general fund.

During the course of fiscal year 2016, the general fund, original revenues and other financing sources of \$16,519,625 were \$235,849 less than final budgeted revenues and other financing sources of \$16,755,474. Actual revenues and other financing sources for fiscal year 2016 were \$16,757,652. This represents a \$2,178 increase over final budgeted revenues.

General fund original appropriations (appropriated expenditures and other financing uses) of \$16,087,111 were lower than the final appropriations of \$16,500,181. The actual budget basis expenditures and other financing uses for fiscal year 2016 totaled \$15,852,034, which was \$648,147 less than the final budget appropriations.

**CLEAR FORK VALLEY LOCAL SCHOOL DISTRICT
RICHLAND COUNTY, OHIO**

MANAGEMENT'S DISCUSSION AND ANALYSIS
FOR THE FISCAL YEAR ENDED JUNE 30, 2016

Capital Assets and Debt Administration

Capital Assets

At the end of fiscal year 2016, the District had \$7,912,403 invested in land, construction in progress, land improvements, buildings and improvements, furniture and equipment, and vehicles. The entire amount is reported in governmental activities. The following table shows June 30, 2016 balances compared to June 30, 2015:

**Capital Assets at June 30
(Net of Depreciation)**

Governmental Activities

	<u>2016</u>	<u>2015</u>
Land	\$ 735,639	\$ 735,639
Construction in progress	91,510	-
Land improvements	458,004	506,168
Building and improvements	5,187,688	5,460,507
Furniture and equipment	861,153	821,046
Vehicles	<u>578,409</u>	<u>477,359</u>
Total	<u>\$ 7,912,403</u>	<u>\$ 8,000,719</u>

Total additions to capital assets for 2016 were \$476,069. Disposals to capital assets for 2016 were \$5,357 (net of accumulated depreciation). Depreciation expense for fiscal year 2016 was \$559,028. Overall, capital assets of the District decreased \$88,316.

See Note 9 to the basic financial statements for additional information on the District's capital assets.

Debt Administration

At June 30, 2016, the District had \$4,982,648 in general obligation bonds outstanding. Of this total, \$605,000 is due within one year and \$4,377,648 is due in greater than one year. The following table summarizes the bonds outstanding.

Outstanding Debt, at Year End

	Governmental Activities <u>2016</u>	Governmental Activities <u>2015</u>
General obligation bonds	<u>\$ 4,982,648</u>	<u>\$ 5,394,369</u>
Total	<u>\$ 4,982,648</u>	<u>\$ 5,394,369</u>

See Note 10 to the basic financial statements for additional information on the District's debt administration.

**CLEAR FORK VALLEY LOCAL SCHOOL DISTRICT
RICHLAND COUNTY, OHIO**

**MANAGEMENT'S DISCUSSION AND ANALYSIS
FOR THE FISCAL YEAR ENDED JUNE 30, 2016**

Current Financial Related Activities

Because of uncertainty in state funding beyond the bi-annual budget, the slow recovery of the economic downturn and the reliance on varying property valuations for local funding, Clear Fork Valley is very careful in all of its expenditures and scrutinizes each request that is submitted. Employee positions that become vacant are only filled immediately with permanent personnel if the need for the position is determined to be necessary. It is a balancing act to reduce expenses where possible and not impact student achievement; one which the Board of Education and Administration take very seriously. In August 2012, the voters passed a 1% Earned Income Tax Issue that went into effect on January 1, 2013 for a period of five years. The new, additional revenue helped stabilize the district and aided in the financial stability of the district and allowed the district to increase the general fund balance. The district renewed this tax for a 20 year term in 2017 to begin collection in 2018 with the expectation that a portion of the revenue would be used to fund new facilities.

Contacting the District's Financial Management

This financial report is designed to provide our citizens, taxpayers, and investors and creditors with a general overview of the District's finances and to show the District's accountability for the money it receives. If you have questions about this report or need additional financial information, please contact Mr. Bradd Stevens, Treasurer at 92 Hines Avenue, Bellville, Ohio 44813, 419-886-3855.

**CLEAR FORK LOCAL SCHOOL DISTRICT
RICHLAND COUNTY, OHIO**

STATEMENT OF NET POSITION
JUNE 30, 2016

	Governmental Activities
Assets:	
Equity in pooled cash and cash equivalents.	\$ 9,911,255
Cash with fiscal agent	1,471,774
Cash in segregated accounts	910
Receivables:	
Property taxes	5,152,173
Income taxes.	665,793
Accounts.	4,369
Accrued interest	2,137
Intergovernmental	120,738
Prepayments	72,066
Materials and supplies inventory.	6,783
Inventory held for resale.	14,473
Capital assets:	
Nondepreciable capital assets	827,149
Depreciable capital assets, net.	7,085,254
Capital assets, net	7,912,403
Total assets.	25,334,874
Deferred outflows of resources:	
Pension - STRS	2,123,252
Pension - SERS	374,584
Total deferred outflows of resources	2,497,836
Liabilities:	
Accounts payable.	237,617
Contracts payable.	38,398
Accrued wages and benefits payable	1,262,593
Intergovernmental payable	90,415
Pension and postemployment benefits payable.	264,516
Accrued interest payable	4,426
Claims payable.	282,119
Long-term liabilities:	
Due within one year.	651,036
Due in more than one year:	
Net pension liability	21,152,174
Other amounts due in more than one year	5,020,000
Total liabilities	29,003,294
Deferred inflows of resources:	
Property taxes levied for the next fiscal year.	4,074,622
Unamortized deferred gain on refunding	4,174
Pension - STRS.	1,186,602
Pension - SERS.	193,240
Total deferred inflows of resources	5,458,638
Net position:	
Net investment in capital assets	4,156,321
Restricted for:	
Capital projects	228,680
Locally funded programs	520
State funded programs.	1,407
Federally funded programs	109,834
Student activities	24,465
Unrestricted (deficit).	(11,150,449)
Total net position (deficit).	\$ (6,629,222)

SEE ACCOMPANYING NOTES TO THE BASIC FINANCIAL STATEMENTS

**CLEAR FORK LOCAL SCHOOL DISTRICT
RICHLAND COUNTY, OHIO**

STATEMENT OF ACTIVITIES
FOR THE FISCAL YEAR ENDED JUNE 30, 2016

	Expenses	Program Revenues		Net (Expense) Revenue and Changes in Net Position Governmental Activities
		Charges for Services and Sales	Operating Grants and Contributions	
Governmental activities:				
Instruction:				
Regular	\$ 7,264,386	\$ 1,157,847	\$ 140,516	\$ (5,966,023)
Special	2,409,875	78,378	1,341,108	(990,389)
Vocational	378,212	-	90,400	(287,812)
Other	704,711	-	-	(704,711)
Support services:				
Pupil.	575,579	-	3,450	(572,129)
Instructional staff	506,868	-	59,768	(447,100)
Board of education	69,258	-	-	(69,258)
Administration.	1,268,793	-	102,332	(1,166,461)
Fiscal.	478,687	10,423	-	(468,264)
Operations and maintenance	1,639,763	28,730	6,787	(1,604,246)
Pupil transportation.	1,255,979	6,143	66,110	(1,183,726)
Central	38,361	-	-	(38,361)
Operation of non-instructional services:				
Other non-instructional services	353	-	-	(353)
Food service operations	780,510	322,801	412,780	(44,929)
Extracurricular activities.	569,890	177,032	10,568	(382,290)
Interest and fiscal charges	249,452	-	-	(249,452)
Total governmental activities	\$ 18,190,677	\$ 1,781,354	\$ 2,233,819	(14,175,504)

General revenues:

Property taxes levied for:	
General purposes	4,033,773
Debt service.	690,246
Capital outlay.	280,687
Income taxes levied for:	
General purposes	1,985,119
Grants and entitlements not restricted to specific programs	8,400,730
Investment earnings	58,643
Miscellaneous	31,792
Total general revenues	15,480,990
Change in net position	1,305,486
Net position (deficit) at beginning of year	(7,934,708)
Net position (deficit) at end of year.	\$ (6,629,222)

SEE ACCOMPANYING NOTES TO THE BASIC FINANCIAL STATEMENTS

**CLEAR FORK LOCAL SCHOOL DISTRICT
RICHLAND COUNTY, OHIO**

BALANCE SHEET
GOVERNMENTAL FUNDS
JUNE 30, 2016

	<u>General</u>	<u>Nonmajor Governmental Funds</u>	<u>Total Governmental Funds</u>
Assets:			
Equity in pooled cash and cash equivalents.	\$ 8,894,755	\$ 1,016,500	\$ 9,911,255
Cash in segregated accounts	910	-	910
Receivables:			
Property taxes.	4,119,464	1,032,709	5,152,173
Income taxes	665,793	-	665,793
Accounts	4,369	-	4,369
Accrued interest	2,137	-	2,137
Interfund loans	67,568	-	67,568
Intergovernmental.	6,244	114,494	120,738
Prepayments.	70,836	1,230	72,066
Materials and supplies inventory.	4,420	2,363	6,783
Inventory held for resale.	-	14,473	14,473
Total assets	<u>\$ 13,836,496</u>	<u>\$ 2,181,769</u>	<u>\$ 16,018,265</u>
Liabilities:			
Accounts payable	\$ 237,617	\$ -	\$ 237,617
Contracts payable.	-	38,398	38,398
Accrued wages and benefits payable	1,151,545	111,048	1,262,593
Intergovernmental payable	89,339	1,076	90,415
Pension and postemployment benefits payable	242,814	21,702	264,516
Interfund loans payable.	-	67,568	67,568
Total liabilities.	<u>1,721,315</u>	<u>239,792</u>	<u>1,961,107</u>
Deferred inflows of resources:			
Property taxes levied for the next fiscal year.	3,256,929	817,693	4,074,622
Delinquent property tax revenue not available.	207,739	52,211	259,950
Intergovernmental revenue not available.	-	114,494	114,494
Accrued interest not available.	697	-	697
Total deferred inflows of resources	<u>3,465,365</u>	<u>984,398</u>	<u>4,449,763</u>
Fund balances:			
Nonspendable:			
Materials and supplies inventory.	4,420	2,363	6,783
Prepays.	70,836	1,230	72,066
Restricted:			
Debt service	-	806,935	806,935
Capital improvements	-	212,402	212,402
Targeted academic assistance	-	500	500
Other purposes.	-	520	520
Extracurricular.	-	24,261	24,261
Assigned:			
Student instruction	3,929	-	3,929
Student and staff support.	24,994	-	24,994
Subsequent year's appropriations	6,210,418	-	6,210,418
Unassigned (deficit)	<u>2,335,219</u>	<u>(90,632)</u>	<u>2,244,587</u>
Total fund balances	<u>8,649,816</u>	<u>957,579</u>	<u>9,607,395</u>
Total liabilities, deferred inflows and fund balances	<u>\$ 13,836,496</u>	<u>\$ 2,181,769</u>	<u>\$ 16,018,265</u>

SEE ACCOMPANYING NOTES TO THE BASIC FINANCIAL STATEMENTS

**CLEAR FORK LOCAL SCHOOL DISTRICT
RICHLAND COUNTY, OHIO**

RECONCILIATION OF TOTAL GOVERNMENTAL FUND BALANCES TO
NET POSITION OF GOVERNMENTAL ACTIVITIES
JUNE 30, 2016

Total governmental fund balances		\$	9,607,395
<i>Amounts reported for governmental activities on the statement of net position are different because:</i>			
Capital assets used in governmental activities are not financial resources and therefore are not reported in the funds.			7,912,403
Other long-term assets are not available to pay for current-period expenditures and therefore are deferred inflows in the funds.			
Property taxes receivable	\$	259,950	
Accrued interest receivable		697	
Intergovernmental receivable		114,494	
Total		114,494	375,141
An internal service fund is used by management to charge the costs of insurance to individual funds. The assets and liabilities of the internal service fund are included in governmental activities on the statement of net position.			1,189,655
Unamortized deferred charges on debt refundings are not recognized in the funds.			(4,174)
Accrued interest payable is not due and payable in the current period and therefore is not reported in the funds.			(4,426)
The net pension liability is not due and payable in the current period; therefore, the liability and related deferred inflows/outflows are not reported in governmental funds:			
Deferred outflows of resources - pension		2,497,836	
Deferred inflows of resources - pension		(1,379,842)	
Net pension liability		(21,152,174)	
Total		(21,152,174)	(20,034,180)
Long-term liabilities, including bonds payable, are not due and payable in the current period and therefore are not reported in the funds.			
General obligation bonds		(4,982,648)	
Compensated absences		(688,388)	
Total		(5,671,036)	(5,671,036)
Net position (deficit) of governmental activities		\$	(6,629,222)

SEE ACCOMPANYING NOTES TO THE BASIC FINANCIAL STATEMENTS

**CLEAR FORK LOCAL SCHOOL DISTRICT
RICHLAND COUNTY, OHIO**

STATEMENT OF REVENUES, EXPENDITURES AND CHANGES IN FUND BALANCES
GOVERNMENTAL FUNDS
FOR THE FISCAL YEAR ENDED JUNE 30, 2016

	<u>General</u>	<u>Nonmajor Governmental Funds</u>	<u>Total Governmental Funds</u>
Revenues:			
From local sources:			
Property taxes	\$ 4,019,100	\$ 962,350	\$ 4,981,450
Income taxes	1,985,119	-	1,985,119
Tuition	1,176,806	-	1,176,806
Transportation fees	1,650	-	1,650
Earnings on investments	51,677	-	51,677
Charges for services	-	328,060	328,060
Extracurricular	81,919	101,312	183,231
Classroom materials and fees	59,419	505	59,924
Rental income	22,910	-	22,910
Contributions and donations	18,383	9,341	27,724
Contract services	8,773	-	8,773
Other local revenues	29,292	7,472	36,764
Intergovernmental - state	9,057,463	323,329	9,380,792
Intergovernmental - federal	-	1,128,687	1,128,687
Total revenues	<u>16,512,511</u>	<u>2,861,056</u>	<u>19,373,567</u>
Expenditures:			
Instruction:			
Regular	7,100,257	136,936	7,237,193
Special	1,841,477	624,757	2,466,234
Vocational	368,161	7,347	375,508
Other	704,711	-	704,711
Support services:			
Pupil	579,332	3,261	582,593
Instructional staff	437,593	58,703	496,296
Board of education	69,459	-	69,459
Administration	1,198,748	96,722	1,295,470
Fiscal	460,162	23,607	483,769
Operations and maintenance	1,330,825	383,024	1,713,849
Pupil transportation	1,294,960	27,435	1,322,395
Central	39,420	-	39,420
Operation of non-instructional services:			
Food service operations	-	756,344	756,344
Extracurricular activities	146,969	424,785	571,754
Facilities acquisition and construction	249	107,834	108,083
Debt service:			
Principal retirement	-	570,000	570,000
Interest and fiscal charges	-	54,012	54,012
Bond issuance costs	-	46,750	46,750
Total expenditures	<u>15,572,323</u>	<u>3,321,517</u>	<u>18,893,840</u>
Excess (deficiency) of revenues over (under) expenditures	940,188	(460,461)	479,727
Other financing sources (uses):			
Sale of bonds	-	4,130,000	4,130,000
Transfers in	-	338,570	338,570
Transfers (out)	(338,570)	-	(338,570)
Payment to refunded bond escrow agent	-	(4,171,835)	(4,171,835)
Total other financing sources (uses)	<u>(338,570)</u>	<u>296,735</u>	<u>(41,835)</u>
Net change in fund balances	601,618	(163,726)	437,892
Fund balances at beginning of year	8,050,435	1,122,096	9,172,531
(Decrease) in reserve for inventory	(2,237)	(791)	(3,028)
Fund balances at end of year	<u>\$ 8,649,816</u>	<u>\$ 957,579</u>	<u>\$ 9,607,395</u>

SEE ACCOMPANYING NOTES TO THE BASIC FINANCIAL STATEMENTS

**CLEAR FORK LOCAL SCHOOL DISTRICT
RICHLAND COUNTY, OHIO**

RECONCILIATION OF THE STATEMENT OF REVENUES, EXPENDITURES
AND CHANGES IN FUND BALANCES OF GOVERNMENTAL FUNDS
TO THE STATEMENT OF ACTIVITIES
FOR THE FISCAL YEAR ENDED JUNE 30, 2016

Net change in fund balances - total governmental funds	\$	437,892
<i>Amounts reported for governmental activities in the statement of activities are different because:</i>		
Governmental funds report capital outlays as expenditures. However, in the statement of activities, the cost of those assets is allocated over their estimated useful lives as depreciation expense		
Capital asset additions	\$ 476,069	
Current year depreciation	<u>(559,028)</u>	
Total		(82,959)
The net effect of various miscellaneous transactions involving capital assets (i.e., sales, disposals, trade-ins, and donations) is to decrease net position.		
		(5,357)
Governmental funds report expenditures for inventory when purchased. However, in the statement of activities, they are reported as an expense when consumed.		
		(3,028)
Revenues in the statement of activities that do not provide current financial resources are not reported as revenues in the funds.		
Property taxes	23,256	
Earnings on investments	100	
Intergovernmental	<u>92,374</u>	
Total		115,730
Repayment of general obligation bonds is an expenditure in the governmental funds, but the repayment reduces long-term liabilities on the statement of net position. Principal payments during the year were:		
		570,000
Issuances of bonds are recorded as other financing sources in the funds; however, in the statement of activities, they are not reported as other financing sources as they increase liabilities on the statement of net position.		
		(4,130,000)
Payment to refunded bond escrow agent for the retirement of bonds is an other financing use in the governmental funds but the payment reduces long-term liabilities on the statement of net position. Deferred gains related to bond refundings are amortized over the life of the issuance in the statement of activities. The following refunding transactions occurred during the year:		
Bonds refunded	4,130,000	
Premiums refunded	219,452	
Deferred charges on refundings refunded	(172,577)	
Unamortized deferred gain on refunding	<u>(5,040)</u>	
Total		4,171,835
In the statement of activities, interest is accrued on outstanding bonds, whereas in governmental funds, an interest expenditure is reported when due. The following items resulted in additional interest being reported in the statement of activities:		
Decrease in accrued interest payable	8,723	
Accreted interest on capital appreciation bonds	(158,279)	
Amortization of deferred charges	<u>866</u>	
Total		(148,690)
Contractually required contributions are reported as expenditures in governmental funds; however, the statement of activities reports these amounts as deferred outflows.		
		1,312,348
Except for amounts reported as deferred inflows/outflows, changes in the net pension liability are reported as pension expense in the statement of activities.		
		(1,036,854)
Some expenses reported in the statement of activities, such as compensated absences, do not require the use of current financial resources and therefore are not reported as expenditures in governmental funds.		
		(77,317)
An internal service fund used by management to charge the costs of insurance to individual funds is not reported in the district-wide statement of activities. Governmental fund expenditures and the related internal service fund revenues are eliminated. The net revenue (expense) of the internal service fund is allocated among the governmental activities		
		<u>181,886</u>
Change in net position of governmental activities	\$	<u>1,305,486</u>

SEE ACCOMPANYING NOTES TO THE BASIC FINANCIAL STATEMENTS

**CLEAR FORK LOCAL SCHOOL DISTRICT
RICHLAND COUNTY, OHIO**

STATEMENT OF REVENUES, EXPENDITURES AND CHANGES IN
FUND BALANCE - BUDGET AND ACTUAL (NON-GAAP BUDGETARY BASIS)
GENERAL FUND
FOR THE FISCAL YEAR ENDED JUNE 30, 2016

	<u>Budgeted Amounts</u>		<u>Actual</u>	<u>Variance with Final Budget Positive (Negative)</u>
	<u>Original</u>	<u>Final</u>		
Revenues:				
From local sources:				
Property taxes	\$ 3,992,344	\$ 4,214,225	\$ 4,214,084	\$ (141)
Income taxes.	1,876,106	1,946,844	1,954,287	7,443
Tuition.	1,190,914	1,184,566	1,176,805	(7,761)
Transportation fees.	2,011	2,000	1,650	(350)
Earnings on investments	37,956	37,754	50,588	12,834
Extracurricular.	13,178	13,108	14,405	1,297
Classroom materials and fees	58,311	58,000	59,369	1,369
Rental income	18,096	18,000	22,910	4,910
Contract services.	12,567	12,500	8,773	(3,727)
Other local revenues	14,578	14,500	25,123	10,623
Intergovernmental - state	9,183,926	9,134,977	9,122,375	(12,602)
Total revenues	<u>16,399,987</u>	<u>16,636,474</u>	<u>16,650,369</u>	<u>13,895</u>
Expenditures:				
Current:				
Instruction:				
Regular	7,173,484	7,598,285	7,097,012	501,273
Special.	1,872,038	1,876,260	1,773,660	102,600
Vocational.	393,753	394,641	365,209	29,432
Other.	676,350	677,875	704,760	(26,885)
Support services:				
Pupil.	687,434	688,984	622,649	66,335
Instructional staff	437,873	382,611	438,912	(56,301)
Board of education	103,831	109,982	70,385	39,597
Administration.	1,062,629	1,065,326	1,104,801	(39,475)
Fiscal	391,936	390,820	469,419	(78,599)
Operations and maintenance.	1,516,725	1,525,345	1,328,516	196,829
Pupil transportation	1,187,473	1,190,151	1,291,759	(101,608)
Central.	27,796	27,859	38,482	(10,623)
Extracurricular activities.	116,779	137,042	137,027	15
Facilities acquisition and construction	4,989	-	249	(249)
Total expenditures	<u>15,653,090</u>	<u>16,065,181</u>	<u>15,442,840</u>	<u>622,341</u>
Excess of revenues over expenditures.	<u>746,897</u>	<u>571,293</u>	<u>1,207,529</u>	<u>636,236</u>
Other financing sources (uses):				
Refund of prior year's expenditures	49,263	49,000	15,163	(33,837)
Refund of prior year's receipts.	-	-	(624)	(624)
Transfers (out).	(364,179)	(365,000)	(338,570)	26,430
Advances in.	70,375	70,000	92,120	22,120
Advances (out)	(69,842)	(70,000)	(70,000)	-
Total other financing sources (uses)	<u>(314,383)</u>	<u>(316,000)</u>	<u>(301,911)</u>	<u>14,089</u>
Net change in fund balance	432,514	255,293	905,618	650,325
Fund balance at beginning of year	7,711,376	7,711,376	7,711,376	-
Prior year encumbrances appropriated	26,967	26,967	26,967	-
Fund balance at end of year	<u>\$ 8,170,857</u>	<u>\$ 7,993,636</u>	<u>\$ 8,643,961</u>	<u>\$ 650,325</u>

SEE ACCOMPANYING NOTES TO THE BASIC FINANCIAL STATEMENTS

**CLEAR FORK LOCAL SCHOOL DISTRICT
RICHLAND COUNTY, OHIO**

STATEMENT OF NET POSITION
PROPRIETARY FUND
JUNE 30, 2016

	Governmental Activities - Internal Service Fund
Assets:	
Cash with fiscal agent	\$ 1,471,774
Total assets.	<u>1,471,774</u>
Liabilities:	
Claims payable	<u>282,119</u>
Total liabilities	<u>282,119</u>
Net position:	
Unrestricted.	<u>1,189,655</u>
Total net position.	<u><u>\$ 1,189,655</u></u>

SEE ACCOMPANYING NOTES TO THE BASIC FINANCIAL STATEMENTS

**CLEAR FORK LOCAL SCHOOL DISTRICT
RICHLAND COUNTY, OHIO**

STATEMENT OF REVENUES, EXPENSES AND
CHANGES IN NET POSITION
PROPRIETARY FUND
FOR THE FISCAL YEAR ENDED JUNE 30, 2016

	Governmental Activities - Internal Service Fund
Operating revenues:	
Charges for services.	\$ 3,359,362
Total operating revenues	<u>3,359,362</u>
Operating expenses:	
Other.	17,264
Claims	<u>3,167,078</u>
Total operating expenses.	<u>3,184,342</u>
Operating income.	<u>175,020</u>
Nonoperating revenues:	
Interest revenue	6,866
Total nonoperating revenues.	<u>6,866</u>
Change in net position	181,886
Net position at beginning of year.	<u>1,007,769</u>
Net position at end of year	<u>\$ 1,189,655</u>

SEE ACCOMPANYING NOTES TO THE BASIC FINANCIAL STATEMENTS

**CLEAR FORK LOCAL SCHOOL DISTRICT
RICHLAND COUNTY, OHIO**

STATEMENT OF CASH FLOWS
PROPRIETARY FUND
FOR THE FISCAL YEAR ENDED JUNE 30, 2016

	Governmental Activities - Internal Service Fund
Cash flows from operating activities:	
Cash received from charges for services	\$ 3,359,362
Cash payments for claims	(3,235,478)
Cash payments for other expenses	(17,264)
	106,620
Net cash provided by operating activities	106,620
Cash flows from investing activities:	
Interest received	6,866
	6,866
Net cash provided by investing activities	6,866
Net increase in cash and cash cash equivalents	113,486
Cash and cash equivalents at beginning of year . . .	1,358,288
Cash and cash equivalents at end of year	\$ 1,471,774
	1,471,774
Reconciliation of operating income to net cash provided by operating activities:	
Operating increase	\$ 175,020
Changes in liabilities:	
Claims payable	(68,400)
	(68,400)
Net cash provided by operating activities.	\$ 106,620
	106,620

SEE ACCOMPANYING NOTES TO THE BASIC FINANCIAL STATEMENTS

**CLEAR FORK LOCAL SCHOOL DISTRICT
RICHLAND COUNTY, OHIO**

STATEMENT OF FIDUCIARY NET POSITION
FIDUCIARY FUNDS
JUNE 30, 2016

	Private-Purpose Trust	
	Scholarship	Agency
Assets:		
Equity in pooled cash and cash equivalents	\$ 25,775	\$ 278,676
Total assets.	25,775	\$ 278,676
Liabilities:		
Due to students.	-	\$ 278,676
Total liabilities	-	\$ 278,676
Net position:		
Held in trust for scholarships	25,775	
Total net position.	\$ 25,775	

SEE ACCOMPANYING NOTES TO THE BASIC FINANCIAL STATEMENTS

**CLEAR FORK LOCAL SCHOOL DISTRICT
RICHLAND COUNTY, OHIO**

STATEMENT OF CHANGES IN FIDUCIARY NET POSITION
FIDUCIARY FUND
FOR THE FISCAL YEAR ENDED JUNE 30, 2016

	<u>Private-Purpose Trust</u>	
	<u>Scholarship</u>	
Additions:		
Interest	\$	75
Total additions.		<u>75</u>
 Deductions:		
Scholarships awarded		<u>1,000</u>
Change in net position		(925)
Net position at beginning of year.		<u>26,700</u>
Net position at end of year	\$	<u>25,775</u>

SEE ACCOMPANYING NOTES TO THE BASIC FINANCIAL STATEMENTS

**CLEAR FORK VALLEY LOCAL SCHOOL DISTRICT
RICHLAND COUNTY, OHIO**

**NOTES TO THE BASIC FINANCIAL STATEMENTS
FOR THE FISCAL YEAR ENDED JUNE 30, 2016**

NOTE 1 - DESCRIPTION OF THE SCHOOL DISTRICT

The Clear Fork Valley Local School District (the "District") is organized under Article VI, Sections 2 and 3 of the Constitution of the State of Ohio. The District operates under a locally-elected Board form of government consisting of five members elected at-large for staggered four-year terms. The District provides educational services as authorized by State statute and/or federal guidelines.

The District was established in 1963 through the consolidation of existing land areas and school districts. The District serves an area of approximately 108 square miles. It is located in Richland and Knox Counties, and includes the Villages of Bellville and Butler and portions of Jefferson, Worthington, Washington and Perry Townships in Richland County and portions of Pike and Brown Townships in Knox County.

The District is staffed by 79 non-certified employees, 121 certified full-time teaching personnel and 12 administrators who provide services to 1,642 students and other community members. The District currently operates 4 instructional buildings and 1 garage.

NOTE 2 - SUMMARY OF SIGNIFICANT ACCOUNTING POLICIES

The basic financial statements of the District have been prepared in conformity with accounting principles generally accepted in the United States of America (GAAP) as applied to governmental units. The Governmental Accounting Standards Board (GASB) is the accepted standard-setting body for establishing governmental accounting and financial reporting principles. The District's significant accounting policies are described below.

A. Reporting Entity

The reporting entity has been defined in accordance with GASB Statement No. 14, "The Financial Reporting Entity" as amended by GASB Statement No. 39, "Determining Whether Certain Organizations Are Component Units" and GASB Statement No. 61, "The Financial Reporting Entity: Omnibus an Amendment of GASB Statements No. 14 and No. 34". The reporting entity is composed of the primary government and component units. The primary government consists of all funds, departments, boards and agencies that are not legally separate from the District. For the District, this includes general operations, food service, and student related activities of the District.

Component units are legally separate organizations for which the District is financially accountable. The District is financially accountable for an organization if the District appoints a voting majority of the organization's Governing Board and (1) the District is able to significantly influence the programs or services performed or provided by the organization; or (2) the District is legally entitled to or can otherwise access the organization's resources; or (3) the District is legally obligated or has otherwise assumed the responsibility to finance the deficits of, or provide financial support to, the organization; or (4) the District is obligated for the debt of the organization. Component units may also include organizations that are fiscally dependent on the District in that the District approves the budget, the issuance of debt or the levying of taxes. Certain organizations are also included as component units if the nature and significance of the relationship between the primary government and the organization is such that exclusion by the primary government would render the primary government's financial statements incomplete or misleading. Based upon the application of these criteria, the District has no component units. The basic financial statements of the reporting entity include only those of the District (the primary government).

**CLEAR FORK VALLEY LOCAL SCHOOL DISTRICT
RICHLAND COUNTY, OHIO**

NOTES TO THE BASIC FINANCIAL STATEMENTS
FOR THE FISCAL YEAR ENDED JUNE 30, 2016

NOTE 2 - SUMMARY OF SIGNIFICANT ACCOUNTING POLICIES - (Continued)

The following organizations are described due to their relationship to the District.

JOINTLY GOVERNED ORGANIZATIONS

Heartland Council of Governments/North Central Ohio Computer Cooperative (the "COG")

The COG is a jointly governed organization among 16 school districts, 1 educational service center and a career center. The COG is an association of public school districts within the boundaries of Ashland, Crawford, Huron, Marion, Morrow, Richland, Seneca and Wyandot counties. The COG was formed for the purpose of applying modern technology with the aid of computers and other electronic equipment to administrative and instructional functions among member school districts. Each member school district supports the COG based on a per pupil charge dependent upon the software package utilized. The COG is governed by a Cooperative Assembly consisting of superintendents of the member school districts. The degree of control exercised by any school district is limited to its representation on the Cooperative Assembly. During fiscal year 2016, the District paid \$110,656 to the COG for various services. Financial information can be obtained from the Treasurer for the Pioneer Career and Technology Center, who serves as fiscal agent, at 27 Ryan Road, Shelby, Ohio 44875-0309.

Knox County Career Center

The Knox County Career Center is a distinct political subdivision of the State of Ohio operated under the direction of a Board consisting of one representative from each of the participating school districts' elected Boards, which possesses its own budgeting and taxing authority. Financial information may be obtained from the treasurer for Knox County Career Center, at 306 Martinsburg Road, Mount Vernon, Ohio 43050.

INSURANCE PURCHASING POOL

Jefferson Health Plan (JHP) Health Benefits Program

The District is a participant with several other school districts in an insurance purchasing pool operated through the Jefferson Health Plan (JHP). The JHP Health Benefits Program was formed for the purpose of providing a cooperative program to administer medical, prescription, vision, and dental benefits for employees and dependents of participating entities. JHP is governed by a Board of Directors consisting of the superintendents of the member school districts. The degree of control exercised by any participating school district is limited to its representation on the Board.

Ohio School Boards Association Workers' Compensation Group Rating Plan

The District participates in a group rating plan for worker's compensation as established under Section 4123.29 of the Ohio Revised Code. The Ohio School Boards Association Workers' Compensation Group Rating Plan (GRP) was established through the Ohio School Boards Association (OSBA) as an insurance purchasing pool.

The GRP's business and affairs are conducted by a three member Board of Directors consisting of the President, the President-Elect, and the Immediate Past President of the OSBA. The Executive Director of the OSBA, or his designee, serves as coordinator of the GRP. Each year, the participants pay an enrollment fee to the GRP to cover the costs of administering the program.

**CLEAR FORK VALLEY LOCAL SCHOOL DISTRICT
RICHLAND COUNTY, OHIO**

NOTES TO THE BASIC FINANCIAL STATEMENTS
FOR THE FISCAL YEAR ENDED JUNE 30, 2016

NOTE 2 - SUMMARY OF SIGNIFICANT ACCOUNTING POLICIES - (Continued)

B. Fund Accounting

The District uses funds to maintain its financial records during the year. A fund is defined as a fiscal and accounting entity with a self balancing set of accounts. There are three categories of funds: governmental, proprietary and fiduciary.

GOVERNMENTAL FUNDS

Governmental funds are those through which most governmental functions typically are financed. Governmental fund reporting focuses on the sources, uses and balances of current financial resources. Expendable assets are assigned to the various governmental funds according to the purposes for which they may or must be used. Current liabilities are assigned to the fund from which they will be paid. The difference between governmental fund assets plus deferred outflows of resources and liabilities plus deferred inflows of resources is reported as fund balance. The following is the District's only major governmental fund:

General fund - The general fund is used to account for and report all financial resources not accounted for and reported in another fund. The general fund balance is available for any purpose provided it is expended or transferred according to the general laws of Ohio.

Other governmental funds of the District are used to account for (a) financial resources that are restricted, committed, or assigned to expenditures for capital outlays including the acquisition or construction of capital facilities and other capital assets, (b) specific revenue sources that are restricted or committed to an expenditure for specified purposes other than debt service or capital projects and (c) financial resources that are restricted, committed, or assigned to expenditure for principal and interest.

PROPRIETARY FUND

Proprietary funds are used to account for the District's ongoing activities which are similar to those often found in the private sector. The District has no enterprise funds. The following is a description of the District's internal service fund:

Internal service fund - The internal service fund is used to account for the financing of goods or services provided by one department or agency to other departments or agencies of the District, or to other governments, on a cost-reimbursement basis. The only internal service fund of the District accounts for a self-insurance program which provides medical/surgical, prescription, dental and vision benefits to employees.

FIDUCIARY FUNDS

Fiduciary fund reporting focuses on net position and changes in net position. The fiduciary fund category is split into four classifications: pension trust funds, investment trust funds, private-purpose trust funds and agency funds. Trust funds are used to account for assets held by the District under a trust agreement for individuals, private organizations, or other governments and are therefore not available to support the District's own programs. The District's only trust fund is a private-purpose trust which accounts for scholarship programs for students. Agency funds are custodial in nature (assets equal liabilities) and do not involve measurement of results of operations. The District's agency funds account for student activities.

**CLEAR FORK VALLEY LOCAL SCHOOL DISTRICT
RICHLAND COUNTY, OHIO**

NOTES TO THE BASIC FINANCIAL STATEMENTS
FOR THE FISCAL YEAR ENDED JUNE 30, 2016

NOTE 2 - SUMMARY OF SIGNIFICANT ACCOUNTING POLICIES - (Continued)

C. Basis of Presentation and Measurement Focus

Government-wide Financial Statements - The statement of net position and the statement of activities display information about the District as a whole. These statements include the financial activities of the primary government, except for fiduciary funds. Internal service fund operating activity is eliminated to avoid overstatement of revenues and expenses.

The government-wide statement of activities presents a comparison between direct expenses and program revenues for each function or program of the governmental activities of the District. Direct expenses are those that are specifically associated with a service, program or department and therefore clearly identifiable to a particular function. Program revenues include amounts paid by the recipient of goods or services offered by the program and grants and contributions that are restricted to meeting the operational or capital requirements of a particular program. Revenues not classified as program revenues are presented as general revenues of the District.

The government-wide financial statements are prepared using the economic resources measurement focus. All assets, deferred outflows of resources, liabilities and deferred inflows of resources associated with the operation of the District are included on the statement of net position.

Fund Financial Statements - Fund financial statements report detailed information about the District. The focus of governmental fund financial statements is on major funds rather than reporting funds by type. Each major fund is presented in a separate column and all nonmajor funds are aggregated into one column. The internal service fund is presented in a single column on the face of the proprietary fund statements. Fiduciary funds are reported by fund type.

All governmental funds are accounted for using a flow of current financial resources measurement focus. With this measurement focus, only current assets, current deferred outflows of resources, current liabilities and current deferred inflows of resources generally are included on the balance sheet. The statement of revenues, expenditures and changes in fund balances reports on the sources (i.e., revenues and other financing sources) and uses (i.e., expenditures and other financing uses) of current financial resources. This approach differs from the manner in which the governmental activities of the government-wide financial statements are prepared. Governmental fund financial statements therefore include a reconciliation with brief explanations to better identify the relationship between the government-wide statements and the statements for governmental funds.

Like the government-wide statements, the internal service fund is accounted for on a flow of economic resources measurement focus. All assets and all liabilities associated with the operation of this fund are included on the statement of net position. The statement of revenues, expenses and changes in net position presents increases (i.e., revenues) and decreases (i.e., expenses) in total net position. The statement of cash flows provides information about how the District finances and meets the cash flow needs of its proprietary activity.

Proprietary funds distinguish operating revenues and expenses from nonoperating items. Operating revenues and expenses generally result from providing services and producing and delivering goods in connection with a proprietary fund's principal ongoing operation. The principal operating revenue of the District's internal service fund is charges for services. Operating expenses for the internal service fund includes claims and administrative expenses. All revenues and expenses not meeting this definition are reported as nonoperating revenues and expenses.

**CLEAR FORK VALLEY LOCAL SCHOOL DISTRICT
RICHLAND COUNTY, OHIO**

NOTES TO THE BASIC FINANCIAL STATEMENTS
FOR THE FISCAL YEAR ENDED JUNE 30, 2016

NOTE 2 - SUMMARY OF SIGNIFICANT ACCOUNTING POLICIES - (Continued)

The private-purpose trust fund is reported using the economic resources measurement focus. Agency funds do not report a measurement focus as they do not report operations.

D. Basis of Accounting

Basis of accounting determines when transactions are recorded in the financial records and reported on the financial statements. Government-wide financial statements are prepared using the accrual basis of accounting. Governmental funds use the modified accrual basis of accounting. Proprietary and fiduciary funds also use the accrual basis of accounting.

Revenues - Exchange and Nonexchange Transactions - Revenue resulting from exchange transactions, in which each party gives and receives essentially equal value, is recorded on the accrual basis when the exchange takes place. On a modified accrual basis, revenue is recorded in the fiscal year in which the resources are measurable and become available. Available means that the resources will be collected within the current fiscal year or are expected to be collected soon enough thereafter to be used to pay liabilities of the current fiscal year. For the District, available means expected to be received within sixty days of fiscal year end.

Nonexchange transactions, in which the District receives value without directly giving equal value in return, include property taxes, income taxes, grants, entitlements and donations. On an accrual basis, revenue from property taxes is recognized in the fiscal year for which the taxes are levied (See Note 6) and revenue from income taxes is recognized in the period in which the income is earned (See Note 7).

Revenue from grants, entitlements and donations is recognized in the fiscal year in which all eligibility requirements have been satisfied. Eligibility requirements include timing requirements, which specify the year when the resources are required to be used or the fiscal year when use is first permitted, matching requirements, in which the District must provide local resources to be used for a specified purpose and expenditure requirements, in which the resources are provided to the District on a reimbursement basis. On a modified accrual basis, revenue from nonexchange transactions must also be available before it can be recognized.

Under the modified accrual basis, the following revenue sources are considered to be both measurable and available at fiscal year-end: income taxes, property taxes available as an advance, interest, tuition, grants, student fees and rentals.

Deferred Outflows of Resources and Deferred Inflows of Resources - In addition to assets, the government-wide statement of net position will report a separate section for deferred outflows of resources. Deferred outflows of resources, represents a consumption of net position that applies to a future period and will not be recognized as an outflow of resources (expense/expenditure) until then. See Note 13 for deferred outflows of resources related the District's net pension liability.

**CLEAR FORK VALLEY LOCAL SCHOOL DISTRICT
RICHLAND COUNTY, OHIO**

**NOTES TO THE BASIC FINANCIAL STATEMENTS
FOR THE FISCAL YEAR ENDED JUNE 30, 2016**

NOTE 2 - SUMMARY OF SIGNIFICANT ACCOUNTING POLICIES - (Continued)

In addition to liabilities, both the government-wide statement of net position and the governmental fund financial statements report a separate section for deferred inflows of resources. Deferred inflows of resources represent an acquisition of net position that applies to a future period and will not be recognized as an inflow of resources (revenue) until that time. For the District, deferred inflows of resources include property taxes, payments in lieu of taxes and unavailable revenue. Property taxes and payments in lieu of taxes represent amounts for which there is an enforceable legal claim as of June 30, 2016, but which were levied to finance fiscal year 2017 operations. These amounts have been recorded as a deferred inflow of resources on both the government-wide statement of net position and the governmental fund financial statements. Unavailable revenue is reported only on the governmental funds balance sheet, and represents receivables which will not be collected within the available period. For the District unavailable revenue includes, but is not limited to, delinquent property taxes and intergovernmental grants. These amounts are deferred and recognized as an inflow of resources in the period the amounts become available.

See Note 13 for deferred inflows of resources related to the District's net pension liability. This deferred inflow of resources is only reported on the government-wide statement of net position. In addition, deferred inflows of resources include a deferred gain on debt refunding. A deferred gain on refunding results from the difference in the carrying value of refunded debt and its reacquisition price. This amount is deferred and amortized over the shorter of the life of the refunded or refunding debt.

Expenses/Expenditures - On the accrual basis of accounting, expenses are recognized at the time they are incurred. The fair market value of donated commodities used during the year is reported in the statement of revenues, expenditures and changes in fund balances as an expenditure with a like amount reported as intergovernmental revenue.

The measurement focus of governmental fund accounting is on decreases in net financial resources (expenditures) rather than expenses. Expenditures are generally recognized in the accounting period in which the related fund liability is incurred, if measurable. Allocations of cost, such as depreciation and amortization, are not recognized in governmental funds.

E. Budgets

The District is required by State statute to adopt an annual appropriated cash basis budget for all funds (except agency funds). The specific timetable for fiscal year 2016 is as follows:

1. Prior to January 15, the Superintendent and Treasurer submit to the Board of Education a proposed operating budget for the fiscal year commencing the following July 1. The budget includes proposed expenditures and the means of financing for all funds. Public hearings are publicized and conducted to obtain taxpayers' comments. The purpose of this budget document is to reflect the need for existing (or increased) tax rates.
2. By no later than January 20, the Board-adopted budget is filed with the Richland County Budget Commission for tax rate determination.

**CLEAR FORK VALLEY LOCAL SCHOOL DISTRICT
RICHLAND COUNTY, OHIO**

**NOTES TO THE BASIC FINANCIAL STATEMENTS
FOR THE FISCAL YEAR ENDED JUNE 30, 2016**

NOTE 2 - SUMMARY OF SIGNIFICANT ACCOUNTING POLICIES - (Continued)

3. Prior to April 1, the Board of Education accepts, by formal resolution, the tax rates as determined by the Budget Commission and receives the Commission's certificate of estimated resources which states the projected revenue of each fund. Prior to July 1, the District must revise its budget so that total contemplated expenditures from any fund during the ensuing year will not exceed the amount stated in the certificate of estimated resources. The revised budget then serves as a basis for the appropriation measure. On or about July 1, the certificate is amended to include any unencumbered balances from the preceding year as reported by the District Treasurer. The certificate may be further amended during the year if projected increases or decreases in revenue are identified by the District Treasurer. The budget figures, as shown in the accompanying budgetary statement, reflect the amounts set forth in the original and final certificates of estimated resources issued for fiscal year 2016.
4. By July 1, the annual appropriation resolution is legally enacted by the Board of Education at the fund level of expenditures, which is the legal level of budgetary control. State statute permits a temporary appropriation to be effective until no later than October 1 of each year. Resolution appropriations by fund must be within the estimated resources as certified by the County Budget Commission and the total of expenditures may not exceed the appropriation totals. Although the legal level of budgetary control was established at the fund level of expenditures, the District has elected to present the general fund budgetary statement comparison at the fund and function level.
5. Any revisions that alter the total of any fund appropriation must be approved by the Board of Education.
6. Formal budgetary integration is employed as a management control device during the year for all funds consistent with the general obligation bond indenture and other statutory provisions. All funds completed the year within the amount of their legally authorized cash basis appropriation.
7. Appropriations amounts are as originally adopted, or as amended by the Board of Education through the year by supplemental appropriations, which either reallocated or increased the original, appropriated amounts. All supplemental appropriations were legally enacted by the Board prior to June 30, 2016. The budget figures, as shown in the accompanying budgetary statement, reflect the original and final appropriation amounts including all amendments and modifications.
8. Unencumbered appropriations lapse at year end. Encumbered appropriations are carried forward to the succeeding fiscal year and need not be reappropriated. Expenditures may not legally exceed budgeted appropriations at the fund level.

F. Cash and Investments

To improve cash management, cash received by the District is pooled. Monies for all funds are maintained in this pool. Individual fund integrity is maintained through the District's records. Each fund's interest in the pool is presented as "equity in pooled cash and cash equivalents" on the basic financial statements.

**CLEAR FORK VALLEY LOCAL SCHOOL DISTRICT
RICHLAND COUNTY, OHIO**

**NOTES TO THE BASIC FINANCIAL STATEMENTS
FOR THE FISCAL YEAR ENDED JUNE 30, 2016**

NOTE 2 - SUMMARY OF SIGNIFICANT ACCOUNTING POLICIES - (Continued)

During fiscal year 2016, investments were limited to non-negotiable certificates of deposits, Federal Home Loan Bank (FHLB) securities, Federal National Mortgage Association (FNMA) securities, Federal Farm Credit Bank (FFCB) securities, a U.S. government money market mutual fund and State Treasury Asset Reserve of Ohio (STAR Ohio). Non-negotiable certificates of deposit are reported at cost. STAR Ohio is an investment pool managed by the State Treasurer's Office, which allows governments within the State to pool their funds for investment purposes. STAR Ohio is not registered with the SEC as an investment company, but does operate in a manner consistent with Rule 2a7 of the Investment Company Act of 1940. Investments in STAR Ohio are valued at STAR Ohio's shares price which is the price the investment could be sold for on June 30, 2016.

Under existing Ohio statutes, all investment earnings are assigned to the general fund, unless statutorily required to be credited to a specific fund or by policy of the Board of Education. Investment earnings are assigned to the general fund, the food service special revenue fund, the employee benefits self-insurance internal service fund and the private-purpose trust fund. The food service special revenue fund receives interest earnings based upon federal mandate. Interest revenue credited to the general fund during fiscal year 2016 amounted to \$51,677, which includes \$12,841 assigned from other District funds.

For presentation on the basic financial statements, investments of the cash management pool and investments with original maturities of three months or less at the time they are purchased by the District are considered to be cash equivalents. Investments with an initial maturity of more than three months are reported as investments.

An analysis of the District's investment account at year end is provided in Note 4.

G. Inventory

On government-wide and fund financial statements, purchased inventories are presented at the lower of cost or market and donated commodities are presented at their entitlement value. Inventories are recorded on a first-in, first-out basis and are expensed when used. Inventories are accounted for using the purchase method on the fund statements and using the consumption method on the government-wide statements.

On the fund financial statements, reported material and supplies inventory is equally offset by a nonspendable fund balance in the governmental funds which indicates that it does not constitute available spendable resources even though it is a component of net current assets.

Inventory consists of expendable supplies held for consumption, donated food and purchased food.

H. Capital Assets

General capital assets are those assets not specifically related to activities reported in the proprietary fund. These assets generally result from expenditures in the governmental funds. These assets are reported in the governmental activities column of the government-wide statement of net position, but are not reported in the fund financial statements.

**CLEAR FORK VALLEY LOCAL SCHOOL DISTRICT
RICHLAND COUNTY, OHIO**

NOTES TO THE BASIC FINANCIAL STATEMENTS
FOR THE FISCAL YEAR ENDED JUNE 30, 2016

NOTE 2 - SUMMARY OF SIGNIFICANT ACCOUNTING POLICIES - (Continued)

All capital assets are capitalized at cost (or estimated historical cost) and updated for additions and retirements during the year. Donated capital assets are recorded at their fair market values as of the date received. The District maintains a capitalization threshold of \$3,000. Improvements are capitalized; the costs of normal maintenance and repairs that do not add to the value of the asset or materially extend an asset's life are not. The District does not possess infrastructure.

All reported capital assets except land and construction in progress are depreciated. Improvements are depreciated over the remaining useful lives of the related capital assets. Depreciation is computed using the straight-line method over the following useful lives:

<u>Description</u>	Governmental Activities <u>Estimated Lives</u>
Land improvements	20 - 50 years
Buildings and improvements	20 - 50 years
Furniture and equipment	5 - 20 years
Vehicles	4 - 10 years

I. Interfund Balances

On fund financial statements, receivables and payables resulting from short-term interfund loans are classified as "interfund loans receivables/payables." These amounts are eliminated in the governmental activities column on the statement of net position.

J. Compensated Absences

Compensated absences of the District consist of vacation leave and sick leave liability to the extent that payments to the employee for these absences are attributable to services already rendered and are not contingent on a specific event that is outside the control of the District and the employee.

In accordance with the provisions of GASB Statement No. 16, "Accounting for Compensated Absences", a liability for vacation leave is accrued if a) the employees' rights to payment are attributable to services already rendered; and b) it is probable that the employer will compensate the employees for the benefits through paid time off or other means, such as cash payment at termination or retirement. An accrual for earned sick leave is made to the extent that it is probable that the benefits will result in termination (severance) payments. A liability for severance is accrued using the vesting method; i.e., the liability is based on the sick leave accumulated at June 30, 2016, by those employees who are currently eligible to receive termination (severance) payments, as well as those employees expected to become eligible in the future. For purposes of establishing a liability for sick leave on employees expected to become eligible to retire in the future, all employees with at least 20 years of current service with the District, or 15 years of service and 45 years of age, or 5 years of service and 50 of age were considered expected to become eligible to retire in accordance with GASB Statement No. 16.

The total liability for vacation and sick leave payments has been calculated using pay rates in effect at June 30, 2016 and reduced to the maximum payment allowed by labor contract and/or statute, plus any applicable additional salary related payments.

The entire compensated absence liability is reported on the government-wide financial statements.

**CLEAR FORK VALLEY LOCAL SCHOOL DISTRICT
RICHLAND COUNTY, OHIO**

NOTES TO THE BASIC FINANCIAL STATEMENTS
FOR THE FISCAL YEAR ENDED JUNE 30, 2016

NOTE 2 - SUMMARY OF SIGNIFICANT ACCOUNTING POLICIES - (Continued)

For governmental fund financial statements, the current portion of unpaid compensated absences is the amount expected to be paid using expendable available resources. These amounts are recorded in the account "compensated absences payable" in the fund from which the employees who have accumulated unpaid leave are paid. The noncurrent portion of the liability is not reported.

K. Issuance Costs/Bond Premium and Discount/Accounting Gain or Loss

On government-wide and fund financial statements, issuance costs are expensed in the year they occur.

Bond premiums are deferred and amortized over the term of the bonds using the straight-line method, which approximates the effective interest method. Bond premiums are presented as an addition to the face amount of the bonds.

For bond refunds resulting in the defeasance of the debt reported in the government-wide financial statements, the difference between the reacquisition price and the net carrying amount of the old debt is deferred and amortized as a component of interest expense. This accounting gain or loss is amortized over the remaining life of the old debt or the life of the new debt, whichever is shorter, and is presented as a deferred outflow of resources or deferred inflow of resources.

On the governmental fund financial statements and bond premiums are recognized in the current period. A reconciliation between the bonds face value and the amount reported on the statement of net position is presented in Note 10.A.

L. Accrued Liabilities and Long-Term Obligations

All payables, accrued liabilities and long-term obligations are reported in the government-wide financial statements, and all payables, accrued liabilities and long-term obligations payable from the internal service fund are reported on the proprietary fund financial statements.

In general, governmental fund payables and accrued liabilities that, once incurred, are paid in a timely manner and in full from current financial resources are reported as obligations of the funds. However, claims, net pension liabilities and judgments and compensated absences that will be paid from governmental funds are reported as a liability in the fund financial statements only to the extent that they are due for payment during the current year. Bonds are recognized as a liability on the fund financial statements when due.

M. Fund Balance

Fund balance is divided into five classifications based primarily on the extent to which the District is bound to observe constraints imposed upon the use of the resources in the governmental funds. The classifications are as follows:

Nonspendable - The nonspendable fund balance classification includes amounts that cannot be spent because they are not in spendable form or legally required to be maintained intact. The "not in spendable form" criterion includes items that are not expected to be converted to cash. This includes amounts for materials and supplies inventory as well as prepaids.

**CLEAR FORK VALLEY LOCAL SCHOOL DISTRICT
RICHLAND COUNTY, OHIO**

NOTES TO THE BASIC FINANCIAL STATEMENTS
FOR THE FISCAL YEAR ENDED JUNE 30, 2016

NOTE 2 - SUMMARY OF SIGNIFICANT ACCOUNTING POLICIES - (Continued)

Restricted - Fund balance is reported as restricted when constraints are placed on the use of resources that are either externally imposed by creditors (such as through debt covenants), grantors, contributors, or laws or regulations of other governments, or imposed by law through constitutional provisions or enabling legislation.

Committed - The committed fund balance classification includes amounts that can be used only for the specific purposes imposed by a formal action (resolution) of the District Board of Education (the highest level of decision making authority). Those committed amounts cannot be used for any other purpose unless the District Board of Education removes or changes the specified use by taking the same type of action (resolution) it employed to previously commit those amounts. Committed fund balance also incorporates contractual obligations to the extent that existing resources in the fund have been specifically committed for use in satisfying those contractual requirements.

Assigned - Amounts in the assigned fund balance classification are intended to be used by the District for specific purposes, but do not meet the criteria to be classified as restricted nor committed. In governmental funds other than the general fund, assigned fund balance represents the remaining amount that is not restricted or committed. In the general fund, assigned amounts represent intended uses established by policies of the District Board of Education, which includes giving the Treasurer the authority to constrain monies for intended purposes.

Unassigned - Unassigned fund balance is the residual classification for the general fund and includes all spendable amounts not contained in the other classifications. In other governmental funds, the unassigned classification is only used to report a deficit fund balance resulting from overspending for specific purposes for which amounts had been restricted, committed, or assigned.

The District applies restricted resources first when expenditures are incurred for purposes for which restricted and unrestricted (committed, assigned, and unassigned) fund balance is available. Similarly, within unrestricted fund balance, committed amounts are reduced first followed by assigned, and then unassigned amounts when expenditures are incurred for purposes for which amounts in any of the unrestricted fund balance classifications could be used.

N. Net Position

Net position represents the difference between assets and deferred outflows and liabilities and deferred inflows. The net position component "net investment in capital assets," consists of capital assets, net of accumulated depreciation, reduced by the outstanding balances of any borrowing used for the acquisition, construction or improvement of those assets. Deferred outflows of resources and deferred inflows of resources that are attributable to the acquisition, construction or improvement of those assets or related debt also should be included in this component of net position. Net position is reported as restricted when there are limitations imposed on its use either through the enabling legislation adopted by the District or through external restrictions imposed by creditors, grantors or laws or regulations of other governments. The amount restricted for other purposes represents amounts restricted for food service operations.

The District applies restricted resources first when an expense is incurred for purposes for which both restricted and unrestricted net position is available.

**CLEAR FORK VALLEY LOCAL SCHOOL DISTRICT
RICHLAND COUNTY, OHIO**

**NOTES TO THE BASIC FINANCIAL STATEMENTS
FOR THE FISCAL YEAR ENDED JUNE 30, 2016**

NOTE 2 - SUMMARY OF SIGNIFICANT ACCOUNTING POLICIES - (Continued)

O. Prepayments

Certain payments to vendors reflect the costs applicable to future accounting periods and are recorded as prepaid items in both government-wide and fund financial statements. These items are reported as assets on the balance sheet using the consumption method. A current asset for the prepaid amounts is recorded at the time of the purchase and the expenditure/expense is reported in the year in which services are consumed.

On the fund financial statements, reported prepayments is equally offset by nonspendable fund balance in the governmental funds which indicates that it does not constitute available spendable resources even though it is a component of net current assets.

P. Estimates

The preparation of the basic financial statements in conformity with GAAP requires management to make estimates and assumptions that affect the amounts reported in the basic financial statements and accompanying notes. Actual results may differ from those estimates.

Q. Interfund Activity

Exchange transactions between funds are reported as revenues in the seller funds and as expenditures/expenses in the purchaser funds. Flows of cash or goods from one fund to another without a requirement for repayment are reported as interfund transfers. Interfund transfers are reported as other financing sources/uses in governmental funds and after nonoperating revenues/expenses in proprietary fund. Repayments from funds responsible for particular expenditures/expenses to the funds that initially paid for them are not presented on the basic financial statements.

R. Pensions

For purposes of measuring the net pension liability, deferred outflows of resources and deferred inflows of resources related to pensions, and pension expense, information about the fiduciary net position of the pension plans and additions to/deductions from their fiduciary net position have been determined on the same basis as they are reported by the pension systems. For this purpose, benefit payments (including refunds of employee contributions) are recognized when due and payable in accordance with the benefit terms. The pension systems report investments at fair value.

S. Extraordinary and Special Items

Extraordinary items are transactions or events that are both unusual in nature and infrequent in occurrence. Special items are transactions or events that are within the control of the Board of Education and that are either unusual in nature or infrequent in occurrence. Neither type of transaction occurred during fiscal year 2016.

**CLEAR FORK VALLEY LOCAL SCHOOL DISTRICT
RICHLAND COUNTY, OHIO**

NOTES TO THE BASIC FINANCIAL STATEMENTS
FOR THE FISCAL YEAR ENDED JUNE 30, 2016

NOTE 2 - SUMMARY OF SIGNIFICANT ACCOUNTING POLICIES - (Continued)

T. Fair Market Value

The District categorizes its fair value measurements within the fair value hierarchy established by generally accepted accounting principles. The hierarchy is based on the valuation inputs used to measure the fair value of the asset. Level 1 inputs are quoted prices in active markets for identical assets; Level 2 inputs are significant other observable inputs; Level 3 inputs are significant unobservable inputs.

NOTE 3 - ACCOUNTABILITY AND COMPLIANCE

A. Change in Accounting Principles

For fiscal year 2016, the District has implemented GASB Statement No. 72, "Fair Value Measurement and Application", GASB Statement No. 73 "Accounting and Financial Reporting for Pensions and Related Assets That Are Not within the Scope of GASB Statement 68, and Amendments to Certain Provisions of GASB Statements 67 and 68", GASB Statement No. 76, "The Hierarchy of Generally Accepted Accounting Principles for State and Local Governments", and GASB Statement No. 79, "Certain External Investment Pools and Pool Participants".

GASB Statement No. 72 addresses accounting and financial reporting issues related to fair value measurement. This Statement also provides guidance for applying fair value to certain investments and disclosures related to all fair value measurements. The implementation of GASB Statement No. 72 did not have an effect on the financial statements of the District.

GASB Statement No. 73 improves the usefulness of information about pensions included in the general purposes external financial reports of state and local governments for making decisions and assessing accountability. The implementation of GASB Statement No. 73 did not have an effect on the financial statements of the District.

GASB Statement No. 76 identifies - in the context of the current governmental financial reporting environment - the hierarchy of generally accepted accounting principles (GAAP). This Statement reduces the GAAP hierarchy to two categories of authoritative GAAP and addresses the use of authoritative and nonauthoritative literature in the event that the accounting treatment for a transaction or other event is not specified within a source of authoritative GAAP. The implementation of GASB Statement No. 76 did not have an effect on the financial statements of the District.

GASB Statement No. 79 establishes criteria for an external investment pool to qualify for making the election to measure all of its investments at amortized cost for financial reporting purposes. The implementation of GASB Statement No. 79 did not have an effect on the financial statements of the District.

**CLEAR FORK VALLEY LOCAL SCHOOL DISTRICT
RICHLAND COUNTY, OHIO**

NOTES TO THE BASIC FINANCIAL STATEMENTS
FOR THE FISCAL YEAR ENDED JUNE 30, 2016

NOTE 3 - ACCOUNTABILITY AND COMPLIANCE - (Continued)

B. Deficit Fund Balances

Fund balances at June 30, 2016 included the following individual fund deficits:

<u>Nonmajor funds</u>	<u>Deficit</u>
Food service	\$ 33,321
Miscellaneous State grants	1
IDEA Part-B	21,976
Title I	31,951

The general fund is liable for any deficit in this fund and provides transfers when cash is required, not when accruals occur. The deficit fund balance resulted from adjustments for accrued liabilities.

NOTE 4 - DEPOSITS AND INVESTMENTS

State statutes classify monies held by the District into three categories.

Active deposits are public deposits necessary to meet current demands on the treasury. Such monies must be maintained either as cash in the District treasury, in commercial accounts payable or withdrawable on demand, including negotiable order of withdrawal (NOW) accounts, or in money market deposit accounts.

Inactive deposits are public deposits that the Board of Education has identified as not required for use within the current five year period of designation of depositories. Inactive deposits must either be evidenced by certificates of deposit maturing not later than the end of the current period of designation of depositories, or by savings or deposit accounts including, but not limited to, passbook accounts.

Interim deposits are deposits of interim monies. Interim monies are those monies which are not needed for immediate use, but which will be needed before the end of the current period of designation of depositories.

Interim deposits must be evidenced by time certificates of deposit maturing not more than one year from the date of deposit or by savings or deposit accounts including passbook accounts.

Interim monies may be deposited or invested in the following securities:

1. United States Treasury Notes, Bills, Bonds, or any other obligation or security issued by the United States Treasury or any other obligation guaranteed as to principal and interest by the United States;
2. Bonds, notes, debentures, or any other obligations or securities issued by any federal government agency or instrumentality, including, but not limited to, the Federal National Mortgage Association, Federal Home Loan Bank, Federal Farm Credit Bank, Federal Home Loan Mortgage Corporation, Government National Mortgage Association, and Student Loan Marketing Association. All federal agency securities shall be direct issuances of federal government agencies or instrumentalities;
3. Written repurchase agreements in the securities listed above provided that the market value of the securities subject to the repurchase agreement must exceed the principal value of the agreement by at least two percent and be marked to market daily, and that the term of the agreement must not exceed thirty days;

**CLEAR FORK VALLEY LOCAL SCHOOL DISTRICT
RICHLAND COUNTY, OHIO**

**NOTES TO THE BASIC FINANCIAL STATEMENTS
FOR THE FISCAL YEAR ENDED JUNE 30, 2016**

NOTE 4 - DEPOSITS AND INVESTMENTS - (Continued)

4. Bonds and other obligations of the State of Ohio;
5. No-load money market mutual funds consisting exclusively of obligations described in items (1) and (2) above and repurchase agreements secured by such obligations, provided that investments in securities described in this division are made only through eligible institutions;
6. The State Treasurer's investment pool (STAR Ohio);
7. Certain banker's acceptance and commercial paper notes for a period not to exceed one hundred eighty days from the purchase date in an amount not to exceed twenty-five percent of the interim monies available for investment at any one time; and,
8. Under limited circumstances, corporate debt interests rated in either of the two highest classifications by at least two nationally recognized rating agencies.

Protection of the District's deposits is provided by the Federal Deposit Insurance Corporation (FDIC), by eligible securities pledged by the financial institution as security for repayment, by surety company bonds deposited with the Treasurer by the financial institution or by a single collateral pool established by the financial institution to secure the repayment of all public monies deposited with the institution.

Investments in stripped principal or interest obligations, reverse repurchase agreements and derivatives are prohibited. The issuance of taxable notes for the purpose of arbitrage, the use of leverage and short selling are also prohibited. An investment must mature within five years from the date of purchase unless matched to a specific obligation or debt of the District, and must be purchased with the expectation that it will be held to maturity. Investments may only be made through specified dealers and institutions. Payment for investments may be made only upon delivery of the securities representing the investments to the Treasurer or, if the securities are not represented by a certificate, upon receipt of confirmation of transfer from the custodian.

A. Cash on Hand

At fiscal year end, the District had \$30 in undeposited cash on hand which is included on the financial statements of the District as part of "equity in pooled cash and cash equivalents".

B. Cash in Segregated Accounts

At fiscal year end, the District had \$910 in depository accounts for petty cash bank accounts related to support of athletic events. These depository accounts are held outside of the District's internal investment pool and are covered by the FDIC. The balance in these depository accounts is not included in the amount of "deposits" reported below.

C. Cash with Fiscal Agent

The District is self-insured through a fiscal agent. The money held by the fiscal agent cannot be identified as an investment or deposit, since it is held in a pool made up of numerous participants. The amount held by the fiscal agent at June 30, 2016 was \$1,471,774. This amount is not included in the "deposits" or "investments" reported below.

**CLEAR FORK VALLEY LOCAL SCHOOL DISTRICT
RICHLAND COUNTY, OHIO**

NOTES TO THE BASIC FINANCIAL STATEMENTS
FOR THE FISCAL YEAR ENDED JUNE 30, 2016

NOTE 4 - DEPOSITS AND INVESTMENTS - (Continued)

D. Deposits with Financial Institutions

At June 30, 2016, the carrying amount of all District deposits was \$9,013,440. Based on the criteria described in GASB Statement No. 40, “Deposits and Investment Risk Disclosures”, as of June 30, 2016, \$8,262,770 of the District’s bank balance of \$9,242,179 was exposed to custodial risk as discussed below, while \$979,409 was covered by the FDIC.

Custodial credit risk is the risk that, in the event of bank failure, the District’s deposits may not be returned. All deposits are collateralized with eligible securities in amounts equal to at least 105% of the carrying value of the deposits. Such collateral, as permitted by the Ohio Revised Code, is held in single financial institution collateral pools at Federal Reserve Banks, or at member banks of the federal reserve system, in the name of the respective depository bank and pledged as a pool of collateral against all of the public deposits it holds or as specific collateral held at the Federal Reserve Bank in the name of the District. The District has no deposit policy for custodial credit risk beyond the requirements of State statute. Although the securities were held by the pledging institutions’ trust department and all statutory requirements for the deposit of money had been followed, noncompliance with federal requirements could potentially subject the District to a successful claim by the FDIC.

E. Investments

As of June 30, 2016, the District had the following investment and maturity:

<u>Investment type</u>	<u>Fair Value</u>	<u>Investment Maturities</u>	
		<u>6 months or less</u>	<u>Greater than 24 months</u>
STAR Ohio	\$ 103,878	\$ 103,878	\$ -
FHLB	494,924	494,924	-
FNMA	500,000	-	500,000
FFCB	100,000	-	100,000
U.S. Government money market mutual fund	3,434	3,434	-
Total	\$ 1,202,236	\$ 602,236	\$ 600,000

The weighted average maturity of investments is 1.55 years.

The District’s investments in federal agency securities are valued using quoted market prices (Level 1 inputs).

Interest Rate Risk: As a means of limiting its exposure to fair value losses arising from rising interest rates and according to State law, the District’s investment policy limits investment portfolio maturities to five years or less.

**CLEAR FORK VALLEY LOCAL SCHOOL DISTRICT
RICHLAND COUNTY, OHIO**

NOTES TO THE BASIC FINANCIAL STATEMENTS
FOR THE FISCAL YEAR ENDED JUNE 30, 2016

NOTE 4 - DEPOSITS AND INVESTMENTS - (Continued)

Credit Risk: The District's investments in federal agency securities were rated AA+ and Aaa by Standard & Poor's and Moody's Investor Services, respectively. Standard & Poor's has assigned STAR Ohio an AAAm money market rating. Ohio Law requires that STAR Ohio maintain the highest rating provided by at least one nationally recognized standard rating service. The District's investment policy does not specifically address credit risk beyond the adherence to all relevant sections of the Ohio Revised Code.

Custodial Credit Risk: For an investment, custodial credit risk is the risk that, in the event of the failure of the counterparty, the District will not be able to recover the value of its investments or collateral securities that are in the possession of an outside party. The federal agency securities are exposed to custodial credit risk in that they are uninsured, unregistered and held by the counterparty's trust department or agent, but not in the District's name. The District has no investment policy dealing with investment custodial risk beyond the requirement in State statute that prohibits payment for investments prior to the delivery of the securities representing such investments to the Treasurer or qualified trustee.

Concentration of Credit Risk: The District places no limit on the amount that may be invested in any one issuer. The following table includes the percentage of each investment type held by the District at June 30, 2016:

<u>Investment type</u>	<u>Fair Value</u>	<u>% to Total</u>
STAR Ohio	\$ 103,878	8.64
FHLB	494,924	41.17
FNMA	500,000	41.58
FFCB	100,000	8.32
U.S. Government money market mutual fund	<u>3,434</u>	<u>0.29</u>
Total	<u>\$ 1,202,236</u>	<u>100.00</u>

F. Reconciliation of Cash and Investments to the Statement of Net Position

The following is a reconciliation of cash and investments as reported in the note above to cash and investments as reported on the statement of net position as of June 30, 2016:

<u>Cash and investments per note</u>	
Carrying amount of deposits	\$ 9,013,440
Investments	1,202,236
Cash on hand	30
Cash in segregated account	910
Cash with fiscal agent	<u>1,471,774</u>
Total	<u>\$ 11,688,390</u>

**CLEAR FORK VALLEY LOCAL SCHOOL DISTRICT
RICHLAND COUNTY, OHIO**

NOTES TO THE BASIC FINANCIAL STATEMENTS
FOR THE FISCAL YEAR ENDED JUNE 30, 2016

NOTE 4 - DEPOSITS AND INVESTMENTS - (Continued)

<u>Cash and investments per statement of net position</u>	
Governmental activities	\$ 11,383,939
Private-purpose trust fund	25,775
Agency funds	<u>278,676</u>
Total	<u>\$ 11,688,390</u>

NOTE 5 - INTERFUND TRANSACTIONS

- A. Interfund balances at June 30, 2016 as reported on the fund statements, consist of the following individual interfund loans receivable and payable:

<u>Receivable fund</u>	<u>Payable fund</u>	<u>Amount</u>
General fund	Nonmajor governmental funds	<u>\$ 67,568</u>

The primary purpose of the interfund balances is to cover costs in specific funds where revenues were not received by June 30. These interfund balances will be repaid once the anticipated revenues are received. All interfund balances are expected to be repaid within one year.

Interfund balances between governmental funds are eliminated on the government-wide financial statements; therefore, no internal balances at June 30, 2016 are reported on the statement of net position.

- B. Interfund transfers for the year ended June 30, 2016, consisted of the following, as reported on the fund financial statements:

<u>Transfers to nonmajor governmental funds from:</u>	<u>Amount</u>
General fund	<u>\$ 338,570</u>

Transfers are used to move revenues from the fund that statute or budget required to collect them to the fund that statute or budget requires to expend them and to use unrestricted revenues collected in the general fund to finance various programs accounted for in other funds in accordance with budgetary authorizations.

Interfund transfers between governmental funds are eliminated for reporting in the statement of activities. All transfers were made in compliance with Ohio Revised Code Sections 5705.14, 5705.15 and 5705.16.

NOTE 6 - PROPERTY TAXES

Property taxes are levied and assessed on a calendar year basis while the District fiscal year runs from July through June. First half tax collections are received by the District in the second half of the fiscal year. Second half tax distributions occur in the first half of the following fiscal year.

**CLEAR FORK VALLEY LOCAL SCHOOL DISTRICT
RICHLAND COUNTY, OHIO**

NOTES TO THE BASIC FINANCIAL STATEMENTS
FOR THE FISCAL YEAR ENDED JUNE 30, 2016

NOTE 6 - PROPERTY TAXES - (Continued)

Property taxes include amounts levied against all real property and public utility property. Real property tax revenues received in calendar year 2016 represent the collection of calendar year 2015 taxes. Real property taxes received in calendar year 2016 were levied after April 1, 2015, on the assessed values as of January 1, 2015, the lien date. Assessed values for real property taxes are established by State statute at 35 percent of appraised market value. Real property taxes are payable annually or semiannually. If paid annually, payment is due December 31; if paid semiannually, the first payment is due December 31, with the remainder payable by June 20. Under certain circumstances, State statute permits alternate payment dates to be established. Public utility property tax revenues received in calendar year 2016 represent the collection of calendar year 2015 taxes. Public utility real and personal property taxes received in calendar year 2016 became a lien on December 31, 2014, were levied after April 1, 2015, and are collected with real property taxes. Public utility real property is assessed at 35 percent of true value; public utility tangible personal property is currently assessed at varying percentages of true value.

The District receives property taxes from Richland County and Knox County. The County Auditors periodically advance to the District its portion of the taxes collected. Second-half real property tax payments collected by the County by June 30, 2016, are available to finance fiscal year 2016 operations. The amount available as an advance at June 30, 2016 was \$654,796 in the general fund, \$111,739 in the bond retirement fund (a nonmajor governmental fund) and \$51,066 in the permanent improvement fund (a nonmajor governmental fund). These amounts are recorded as revenue. The amount available for advance at June 30, 2015 was \$849,781 in the general fund, \$137,635 in the bond retirement fund (a nonmajor governmental fund) and \$54,393 in the permanent improvement fund (a nonmajor governmental fund). The amount of second-half real property taxes available for advance at fiscal year-end can vary based on the date the tax bills are sent.

Accrued property taxes receivable includes real property, public utility property and delinquent tangible personal property taxes which are measurable as of June 30, 2016 and for which there is an enforceable legal claim. Although total property tax collections for the next fiscal year are measurable, only the amount of real property taxes available as an advance at June 30 was levied to finance current fiscal year operations and is reported as revenue at fiscal year-end. The portion of the receivable not levied to finance current fiscal year operations is offset by a credit to deferred inflows.

On the accrual basis of accounting, collectible delinquent property taxes have been recorded as a receivable and revenue, while on a modified accrual basis of accounting the revenue has been reported as a deferred inflow.

The assessed values upon which the fiscal year 2016 taxes were collected are:

	2015 Second Half Collections		2016 First Half Collections	
	<u>Amount</u>	<u>Percent</u>	<u>Amount</u>	<u>Percent</u>
Agricultural/residential and other real estate	\$ 193,502,930	77.75	\$ 194,385,760	91.83
Public utility personal	<u>55,375,810</u>	<u>22.25</u>	<u>17,287,510</u>	<u>8.17</u>
Total	<u>\$ 248,878,740</u>	<u>100.00</u>	<u>\$ 211,673,270</u>	<u>100.00</u>
Tax rate per \$1,000 of assessed valuation	\$49.05		\$49.05	

**CLEAR FORK VALLEY LOCAL SCHOOL DISTRICT
RICHLAND COUNTY, OHIO**

**NOTES TO THE BASIC FINANCIAL STATEMENTS
FOR THE FISCAL YEAR ENDED JUNE 30, 2016**

NOTE 7 - INCOME TAX

The District has authorized, through voter approval in August 2012, an annual 1.00 percent earned income school district income tax levied on the income of individuals and estates for a period of five years. The tax went into effect on January 1, 2013. The tax is to be used for normal operating expenses of the District and is credited to the general fund. The income tax revenue credited to the general fund during fiscal year 2016 was \$1,985,119.

NOTE 8 - RECEIVABLES

Receivables at June 30, 2016 consisted of property taxes, income taxes, accounts (billings for user charged services and student fees), accrued interest, and intergovernmental grants and entitlements. All receivables are considered collectible in full due to the ability to foreclose for the nonpayment of taxes, the stable condition of State programs and the current year guarantee of federal funds.

A summary of receivables reported on the statement of net position follows:

Governmental activities:

Property taxes	\$ 5,152,173
Income taxes	665,793
Accounts	4,369
Accrued interest	2,137
Intergovernmental	<u>120,738</u>
Total	<u>\$ 5,945,210</u>

Receivables have been disaggregated on the face of the basic financial statements. All receivables are expected to be collected within the subsequent year.

**CLEAR FORK VALLEY LOCAL SCHOOL DISTRICT
RICHLAND COUNTY, OHIO**

NOTES TO THE BASIC FINANCIAL STATEMENTS
FOR THE FISCAL YEAR ENDED JUNE 30, 2016

NOTE 9 - CAPITAL ASSETS

Capital asset activity for the fiscal year ended June 30, 2016, was as follows:

	<u>Balance June 30, 2015</u>	<u>Additions</u>	<u>Disposals</u>	<u>Balance June 30, 2016</u>
<i>Capital assets, not being depreciated:</i>				
Land	\$ 735,639	\$ -	\$ -	\$ 735,639
Construction in progress	-	91,510	-	91,510
Total capital assets, not being depreciated	<u>735,639</u>	<u>91,510</u>	<u>-</u>	<u>827,149</u>
<i>Capital assets, being depreciated:</i>				
Land improvements	1,456,491	-	-	1,456,491
Building and improvements	13,173,623	-	-	13,173,623
Furniture and equipment	2,674,024	169,384	(38,570)	2,804,838
Vehicles	1,814,838	215,175	(150,766)	1,879,247
Total capital assets, being depreciated	<u>19,118,976</u>	<u>384,559</u>	<u>(189,336)</u>	<u>19,314,199</u>
<i>Less: accumulated depreciation:</i>				
Land improvements	(950,323)	(48,164)	-	(998,487)
Building and improvements	(7,713,116)	(272,819)	-	(7,985,935)
Furniture and equipment	(1,852,978)	(127,609)	36,902	(1,943,685)
Vehicles	(1,337,479)	(110,436)	147,077	(1,300,838)
Total accumulated depreciation	<u>(11,853,896)</u>	<u>(559,028)</u>	<u>183,979</u>	<u>(12,228,945)</u>
Governmental activities capital assets, net	<u>\$ 8,000,719</u>	<u>\$ (82,959)</u>	<u>\$ (5,357)</u>	<u>\$ 7,912,403</u>

Depreciation expense was charged to governmental functions as follows:

Instruction:

Regular	\$ 213,193
Special	12,523
Vocational	11,891

Support services:

Pupil	1,500
Instructional staff	19,433
Administration	9,281
Fiscal	246
Operations and maintenance	85,457
Pupil transportation	142,488
Extracurricular	28,205
Food service operations	<u>34,811</u>
Total depreciation expense	<u>\$ 559,028</u>

**CLEAR FORK VALLEY LOCAL SCHOOL DISTRICT
RICHLAND COUNTY, OHIO**

NOTES TO THE BASIC FINANCIAL STATEMENTS
FOR THE FISCAL YEAR ENDED JUNE 30, 2016

NOTE 10 - LONG-TERM OBLIGATIONS

- A. During the fiscal year 2016, the following changes occurred in governmental activities long-term obligations.

	Balance Outstanding <u>June 30, 2015</u>	<u>Additions</u>	<u>Reductions</u>	Balance Outstanding <u>June 30, 2016</u>	Amounts Due in <u>One Year</u>
General obligation bonds	\$ 5,394,369	\$ 4,288,279	\$ (4,700,000)	\$ 4,982,648	\$ 605,000
Net pension liability	18,352,292	2,799,882	-	21,152,174	-
Compensated absences	<u>638,233</u>	<u>183,264</u>	<u>(133,109)</u>	<u>688,388</u>	<u>46,036</u>
Total governmental activities	<u>\$ 24,384,894</u>	<u>\$ 7,271,425</u>	<u>\$ (4,833,109)</u>	<u>\$ 26,823,210</u>	<u>\$ 651,036</u>

Net Pension Liability: See Note 13 for detail on the net pension liability.

Compensated absences will be paid from the fund which the employee's salaries are paid which, for the District is primarily the general fund, the food service fund (a nonmajor governmental fund) and the districted managed student activity fund (a nonmajor governmental fund).

- B. *Series 1998 School Improvement Bonds* - During fiscal year 1998, the District issued general obligation bonds to provide funds for various District building projects. These bonds are general obligations of the District for which the full faith and credit of the District is pledged for repayment. Accordingly, such unmatured obligations of the District are accounted for in the statement of net position. Payments of principal and interest relating to this bond are recorded as expenditure in the bond retirement fund (a nonmajor governmental fund).

This remaining issue is comprised of capital appreciation bonds, par value \$153,510. The capital appreciation bonds mature on December 1, 2021 (effective interest 12.518%), December 1, 2022 (effective interest 12.518%) and December 1, 2023 (effective interest 12.518%) and December 1, 2024 (effective interest 12.518%) at a redemption price equal to 100% of the principal, plus accrued interest to the redemption date. The accreted value at maturity for capital appreciation bonds is \$3,230,000. Total accreted interest of \$1,269,138 has been included in the statement of net position at June 30, 2016.

Series 2005 Refunding General Obligation Bonds

On April 26, 2005, the District issued general obligation bonds (Refunding Bonds, Series 2005) to currently refund the callable portion of the Series 1997A Current Interest Bonds and the school improvement current interest bonds. The refunded debt is considered defeased (in-substance) and accordingly, has been removed from the statement of net position.

During fiscal year 2016, \$4,130,000 of the Series 2005 Refunding General Obligation Bonds were refunded by the Series 2015 Refunding Bonds. There were no further obligations outstanding on these bonds.

**CLEAR FORK VALLEY LOCAL SCHOOL DISTRICT
RICHLAND COUNTY, OHIO**

NOTES TO THE BASIC FINANCIAL STATEMENTS
FOR THE FISCAL YEAR ENDED JUNE 30, 2016

NOTE 10 - LONG-TERM OBLIGATIONS - (Continued)

Series 2015 Refunding Bonds

During fiscal year 2016, the District issued \$4,130,000 in general obligation bonds to refund \$4,130,000 of the Series 2005 Refunding Bonds. The issuance proceeds were used to purchase securities which were placed in an irrevocable trust to provide resources for all future debt service payments on the refunded debt. This refunded debt is considered defeased (in-substance) and accordingly, has been removed from the statement of net position. The balance of the refunded bonds outstanding at June 30, 2016 was \$3,560,000.

The issue is comprised of current interest bonds, par value \$4,130,000. The average interest rate on the current interest bonds is 1.71%.

Interest payments on the current interest bonds are due on June 1 and December 1 each year. The final maturity stated in the issue is December 1, 2024.

The net carrying amount of the old debt exceeded the reacquisition price by \$5,040. This amount is being netted against the new debt and amortized over the remaining life of the refunded debt, which had a final maturity date of December 1, 2020. This advance refunding was undertaken to reduce the combined total debt service payments by \$344,248 and resulted in an economic gain of \$239,196.

The following is a summary of the future debt service requirements to maturity for the series 2015 refunding bonds:

The following is a schedule of activity for the general obligation bonds:

	<u>Balance</u>			<u>Balance</u>	<u>Due In</u>
	<u>June 30, 2015</u>	<u>Additions</u>	<u>Reductions</u>	<u>June 30, 2016</u>	<u>One Year</u>
Series 1998, capital appreciation bonds	\$ 153,510	\$ -	\$ -	\$ 153,510	\$ -
Series 1998, capital appreciation bonds accreted interest	1,110,859	158,279	-	1,269,138	-
Series 2005, current interest bonds	4,130,000	-	(4,130,000)	-	-
Series 2015, current interest bonds	<u>-</u>	<u>4,130,000</u>	<u>(570,000)</u>	<u>3,560,000</u>	<u>605,000</u>
Total general obligation bonds	<u>\$ 5,394,369</u>	<u>\$ 4,288,279</u>	<u>\$ (4,700,000)</u>	<u>\$ 4,982,648</u>	<u>\$ 605,000</u>

**CLEAR FORK VALLEY LOCAL SCHOOL DISTRICT
RICHLAND COUNTY, OHIO**

NOTES TO THE BASIC FINANCIAL STATEMENTS
FOR THE FISCAL YEAR ENDED JUNE 30, 2016

NOTE 10 - LONG-TERM OBLIGATIONS - (Continued)

The following is a summary of the future debt service requirements to maturity for the general obligation bonds:

Fiscal Year Ending June 30,	Current Interest Bonds			Capital Appreciation Bonds		
	Principal	Interest	Total	Principal	Interest	Total
2017	\$ 605,000	\$ 55,703	\$ 660,703	\$ -	\$ -	\$ -
2018	630,000	45,144	675,144	-	-	-
2019	680,000	33,944	713,944	-	-	-
2020	695,000	22,187	717,187	-	-	-
2021	715,000	10,132	725,132	-	-	-
2022 - 2025	235,000	8,079	243,079	153,510	3,076,490	3,230,000
Total	<u>\$ 3,560,000</u>	<u>\$ 175,189</u>	<u>\$ 3,735,189</u>	<u>\$ 153,510</u>	<u>\$ 3,076,490</u>	<u>\$ 3,230,000</u>

C. Legal Debt Margin

The Ohio Revised Code provides that voted net general obligation debt of the District shall never exceed 9% of the total assessed valuation of the District. The code further provides that unvoted indebtedness shall not exceed 1/10 of 1% of the property valuation of the District. The code additionally states that unvoted indebtedness related to energy conservation debt shall not exceed 9/10 of 1% of the property valuation of the District. The assessed valuation used in determining the District's legal debt margin has been modified by House Bill 530 which became effective March 30, 2006. In accordance with House Bill 530, the assessed valuation used in the District's legal debt margin calculation excluded tangible personal property used in business, telephone or telegraph property, interexchange telecommunications company property, and personal property owned or leased by a railroad company and used in railroad operations. The effects of these debt limitations at June 30, 2016, are a voted debt margin of \$16,144,019 (including available funds of \$806,935) and an unvoted debt margin of \$211,673.

NOTE 11 - COMPENSATED ABSENCES

The criteria for determining vacation and sick leave components are derived from negotiated agreements and State laws. Classified employees earn 10 to 25 days of vacation per fiscal year, depending upon length of service. Accumulated, unused vacation time is paid to classified employees and administrators upon termination of employment. Teachers do not earn vacation time.

Teachers, administrators, and classified employees earn sick leave at the rate of one and one-fourth days per month. Sick leave may be accumulated up to a maximum of 260 days for all certified employees and up to 250 days for classified employees. Upon retirement, payment is made for a 30% of accrued, but unused sick leave credit, to a maximum of 75 days for classified and 25% of accrued, but unused sick leave credit, to a maximum of 65 days for certified employees.

**CLEAR FORK VALLEY LOCAL SCHOOL DISTRICT
RICHLAND COUNTY, OHIO**

NOTES TO THE BASIC FINANCIAL STATEMENTS
FOR THE FISCAL YEAR ENDED JUNE 30, 2016

NOTE 12 - RISK MANAGEMENT

A. Comprehensive

The District maintains comprehensive insurance coverage with private carriers for liability, real property, building contents, boiler/machinery and vehicles. Vehicle policies include liability coverage for bodily injury and property damage. In addition, real property contents are 100% coinsured. The following is a description of the District's insurance coverage:

<u>Coverage</u>	<u>Insurer</u>	<u>Limits of Coverage</u>	<u>Deductible</u>
General liability:			
Each occurrence	Ohio School	\$ 5,000,000	\$ 0
Aggregate	Plan	7,000,000	0
Fleet:			
Comprehensive	Ohio School	ACV	1,000
Collision	Plan	ACV	1,000
Violence	Ohio School	1,000,000	0
	Plan		

Settled claims resulting from these risks have not exceeded commercial insurance coverage in any of the past three fiscal years. There was no significant reduction in coverage from the prior year.

B. Workers' Compensation

The District participates in the Ohio School Boards Association Workers' Compensation Group Rating Plan (the "Plan"), an insurance purchasing pool (See Note 2.A.). The Plan's business and affairs are conducted by a three-member board of directors consisting of the President, the President-Elect and the Immediate Past President of the Ohio School Boards Association. The Executive Director of the OSBA, or his designee, serves as coordinator of the program. Each year, the participating school districts pay an enrollment fee to the Plan to cover the costs of administering the program.

The intent of the Plan is to achieve the benefit of a reduced premium for the District by virtue of its grouping and representation with other participants in the Plan. The worker's compensation experience of the participating school districts is calculated as one experience and a common premium rate is applied to all school districts in the Plan. Participation in the Plan is limited to school districts that can meet the Plan's selection criteria. The firm of CompManagement, Inc. provides administrative, cost control and actuarial services to the Plan.

C. Life Insurance

The District provides life insurance and accidental death and dismemberment insurance to most employees through Metropolitan Life Insurance Company.

**CLEAR FORK VALLEY LOCAL SCHOOL DISTRICT
RICHLAND COUNTY, OHIO**

NOTES TO THE BASIC FINANCIAL STATEMENTS
FOR THE FISCAL YEAR ENDED JUNE 30, 2016

NOTE 12 - RISK MANAGEMENT - (Continued)

D. Employee Group Medical/Surgical, Dental and Vision Insurance

Medical/surgical, dental and vision insurance is offered to employees through a self-insurance internal service fund. The District is a member of the JHP Health Benefits Program, a claims servicing pool, in which monthly premiums are paid to the fiscal agent who in turn pays the claims on the District’s behalf. The claims liability of \$282,119 reported in the internal service fund at June 30, 2016 is based on an estimate provided by the third party administrator and the requirements of GASB Statement No. 10, “Accounting and Financial Reporting for Risk Financing and Related Insurance Issues”, as amended by GASB Statement No. 30, “Risk Financing Omnibus”, which requires that a liability for unpaid claim costs, including estimates of costs relating to incurred, but not reported claims, be accrued at the estimated ultimate cost of settling the claims.

Changes in claims activity for the past two fiscal years are as follows:

<u>Fiscal Year</u>	<u>Balance at Beginning of Year</u>	<u>Current Year Claims</u>	<u>Claim Payments</u>	<u>Balance at End of Year</u>
2016	\$ 350,519	\$ 3,167,078	\$ (3,235,478)	\$ 282,119
2015	207,063	3,813,003	(3,669,547)	350,519

NOTE 13 - DEFINED BENEFIT PENSION PLANS

Net Pension Liability

The net pension liability reported on the statement of net position represents a liability to employees for pensions. Pensions are a component of exchange transactions—between an employer and its employees—of salaries and benefits for employee services. Pensions are provided to an employee—on a deferred-payment basis—as part of the total compensation package offered by an employer for employee services each financial period. The obligation to sacrifice resources for pensions is a present obligation because it was created as a result of employment exchanges that already have occurred.

The net pension liability represents the District’s proportionate share of each pension plan’s collective actuarial present value of projected benefit payments attributable to past periods of service, net of each pension plan’s fiduciary net position. The net pension liability calculation is dependent on critical long-term variables, including estimated average life expectancies, earnings on investments, cost of living adjustments and others. While these estimates use the best information available, unknowable future events require adjusting this estimate annually.

The Ohio Revised Code limits the District’s obligation for this liability to annually required payments. The District cannot control benefit terms or the manner in which pensions are financed; however, the District does receive the benefit of employees’ services in exchange for compensation including pension.

**CLEAR FORK VALLEY LOCAL SCHOOL DISTRICT
RICHLAND COUNTY, OHIO**

NOTES TO THE BASIC FINANCIAL STATEMENTS
FOR THE FISCAL YEAR ENDED JUNE 30, 2016

NOTE 13 - DEFINED BENEFIT PENSION PLANS - (Continued)

GASB 68 assumes the liability is solely the obligation of the employer, because (1) they benefit from employee services; and (2) State statute requires all funding to come from these employers. All contributions to date have come solely from these employers (which also includes costs paid in the form of withholdings from employees). State statute requires the pension plans to amortize unfunded liabilities within 30 years. If the amortization period exceeds 30 years, each pension plan’s board must propose corrective action to the State legislature. Any resulting legislative change to benefits or funding could significantly affect the net pension liability. Resulting adjustments to the net pension liability would be effective when the changes are legally enforceable.

The proportionate share of each plan’s unfunded benefits is presented as a long-term *net pension liability* on the accrual basis of accounting. Any liability for the contractually-required pension contribution outstanding at the end of the year is included in *pension and postemployment benefits payable* on both the accrual and modified accrual bases of accounting.

Plan Description - School Employees Retirement System (SERS)

Plan Description –District non-teaching employees participate in SERS, a cost-sharing multiple-employer defined benefit pension plan administered by SERS. SERS provides retirement, disability and survivor benefits, annual cost-of-living adjustments, and death benefits to plan members and beneficiaries. Authority to establish and amend benefits is provided by Ohio Revised Code Chapter 3309. SERS issues a publicly available, stand-alone financial report that includes financial statements, required supplementary information and detailed information about SERS’ fiduciary net position. That report can be obtained by visiting the SERS website at www.ohsers.org under Employers/Audit Resources.

Age and service requirements for retirement are as follows:

	Eligible to Retire on or before August 1, 2017 *	Eligible to Retire after August 1, 2017
Full Benefits	Any age with 30 years of service credit	Age 67 with 10 years of service credit; or Age 57 with 30 years of service credit
Actuarially Reduced Benefits	Age 60 with 5 years of service credit Age 55 with 25 years of service credit	Age 62 with 10 years of service credit; or Age 60 with 25 years of service credit

* Members with 25 years of service credit as of August 1, 2017, will be included in this plan.

Annual retirement benefits are calculated based on final average salary multiplied by a percentage that varies based on year of service; 2.2 percent for the first thirty years of service and 2.5 percent for years of service credit over 30. Final average salary is the average of the highest three years of salary.

One year after an effective benefit date, a benefit recipient is entitled to a three percent cost-of-living adjustment (COLA). This same COLA is added each year to the base benefit amount on the anniversary date of the benefit.

**CLEAR FORK VALLEY LOCAL SCHOOL DISTRICT
RICHLAND COUNTY, OHIO**

**NOTES TO THE BASIC FINANCIAL STATEMENTS
FOR THE FISCAL YEAR ENDED JUNE 30, 2016**

NOTE 13 - DEFINED BENEFIT PENSION PLANS - (Continued)

Funding Policy – Plan members are required to contribute 10 percent of their annual covered salary and the District is required to contribute 14 percent of annual covered payroll. The contribution requirements of plan members and employers are established and may be amended by the SERS' Retirement Board up to statutory maximum amounts of 10 percent for plan members and 14 percent for employers. The Retirement Board, acting with the advice of the actuary, allocates the employer contribution rate among four of the System's funds (Pension Trust Fund, Death Benefit Fund, Medicare B Fund, and Health Care Fund). For the fiscal year ended June 30, 2016, the entire 14 percent was allocated to pension, death benefits, and Medicare B and no portion of the employer contribution rate was allocated to the Health Care Fund.

The District's contractually required contribution to SERS was \$310,366 for fiscal year 2016. Of this amount, \$42,645 is reported as pension and postemployment benefits payable.

Plan Description - State Teachers Retirement System (STRS)

Plan Description –District licensed teachers and other faculty members participate in STRS Ohio, a cost-sharing multiple-employer public employee retirement system administered by STRS. STRS provides retirement and disability benefits to members and death and survivor benefits to beneficiaries. STRS issues a stand-alone financial report that includes financial statements, required supplementary information and detailed information about STRS' fiduciary net position. That report can be obtained by writing to STRS, 275 E. Broad St., Columbus, OH 43215-3771, by calling (888) 227-7877, or by visiting the STRS Web site at www.strsoh.org.

New members have a choice of three retirement plans; a Defined Benefit (DB) Plan, a Defined Contribution (DC) Plan and a Combined Plan. Benefits are established by Ohio Revised Code Chapter 3307. The DB plan offers an annual retirement allowance based on final average salary multiplied by a percentage that varies based on years of service. Effective August 1, 2015, the calculation will be 2.2 percent of final average salary for the five highest years of earnings multiplied by all years of service. With certain exceptions, the basic benefit is increased each year by two percent of the original base benefit. For members retiring August 1, 2013, or later, the first two percent is paid on the fifth anniversary of the retirement benefit. Members are eligible to retire at age 60 with five years of qualifying service credit, or age 55 with 25 years of service, or 30 years of service regardless of age. Age and service requirements for retirement will increase effective August 1, 2015, and will continue to increase periodically until they reach age 60 with 35 years of service or age 65 with five years of service on August 1, 2026.

The DC Plan allows members to place all their member contributions and 9.5 percent of the 14 percent employer contributions into an investment account. Investment allocation decisions are determined by the member. The remaining 4.5 percent of the 14 percent employer rate is allocated to the defined benefit unfunded liability. A member is eligible to receive a retirement benefit at age 50 and termination of employment. The member may elect to receive a lifetime monthly annuity or a lump sum withdrawal.

The Combined Plan offers features of both the DB Plan and the DC Plan. In the Combined Plan, member contributions are allocated among investment choices by the member, and employer contributions are used to fund the defined benefit payment at a reduced level from the regular DB Plan. The defined benefit portion of the Combined Plan payment is payable to a member on or after age 60 with five years of services. The defined contribution portion of the account may be taken as a lump sum payment or converted to a lifetime monthly annuity at age 50.

**CLEAR FORK VALLEY LOCAL SCHOOL DISTRICT
RICHLAND COUNTY, OHIO**

NOTES TO THE BASIC FINANCIAL STATEMENTS
FOR THE FISCAL YEAR ENDED JUNE 30, 2016

NOTE 13 - DEFINED BENEFIT PENSION PLANS - (Continued)

New members who choose the DC plan or Combined Plan will have another opportunity to reselect a permanent plan during their fifth year of membership. Members may remain in the same plan or transfer to another STRS plan. The optional annuitization of a member's defined contribution account or the defined contribution portion of a member's Combined Plan account to a lifetime benefit results in STRS bearing the risk of investment gain or loss on the account. STRS has therefore included all three plan options as one defined benefit plan for GASB 68 reporting purposes.

A DB or Combined Plan member with five or more years of credited service who is determined to be disabled may qualify for a disability benefit. Eligible survivors of members who die before service retirement may qualify for monthly benefits. New members on or after July 1, 2013, must have at least ten years of qualifying service credit that apply for disability benefits. Members in the DC Plan who become disabled are entitled only to their account balance. If a member of the DC Plan dies before retirement benefits begin, the member's designated beneficiary is entitled to receive the member's account balance.

Funding Policy – Employer and member contribution rates are established by the State Teachers Retirement Board and limited by Chapter 3307 of the Ohio Revised Code. The statutory maximum employee contribution rate was increased one percent July 1, 2014, and will be increased one percent each year until it reaches 14 percent on July 1, 2016. For the fiscal year ended June 30, 2016, plan members were required to contribute 13 percent of their annual covered salary. The District was required to contribute 14 percent; the entire 14 percent was the portion used to fund pension obligations. The fiscal year 2016 contribution rates were equal to the statutory maximum rates.

The District's contractually required contribution to STRS was \$1,001,982 for fiscal year 2016. Of this amount, \$186,792 is reported as pension and postemployment benefits payable.

Pension Liabilities, Pension Expense, and Deferred Outflows of Resources and Deferred Inflows of Resources Related to Pensions

The net pension liability was measured as of June 30, 2015, and the total pension liability used to calculate the net pension liability was determined by an actuarial valuation as of that date. The District's proportion of the net pension liability was based on the District's share of contributions to the pension plan relative to the contributions of all participating entities. Following is information related to the proportionate share and pension expense:

	<u>SERS</u>	<u>STRS</u>	<u>Total</u>
Proportionate share of the net pension liability	\$ 3,955,535	\$ 17,196,639	\$ 21,152,174
Proportion of the net pension liability	0.06932120%	0.06222308%	
Pension expense	\$ 230,196	\$ 806,658	\$ 1,036,854

**CLEAR FORK VALLEY LOCAL SCHOOL DISTRICT
RICHLAND COUNTY, OHIO**

NOTES TO THE BASIC FINANCIAL STATEMENTS
FOR THE FISCAL YEAR ENDED JUNE 30, 2016

NOTE 13 - DEFINED BENEFIT PENSION PLANS - (Continued)

At June 30, 2016, the District reported deferred outflows of resources and deferred inflows of resources related to pensions from the following sources:

	<u>SERS</u>	<u>STRS</u>	<u>Total</u>
Deferred outflows of resources			
Differences between expected and actual experience	\$ 64,218	\$ 781,339	\$ 845,557
Changes in employer's proportionate percentage/ difference between the employer's contributions and the employer's proportionate share of contributions		339,931	339,931
District contributions subsequent to the measurement date	<u>310,366</u>	<u>1,001,982</u>	<u>1,312,348</u>
Total deferred outflows of resources	<u>\$ 374,584</u>	<u>\$ 2,123,252</u>	<u>\$ 2,497,836</u>
Deferred inflows of resources			
Net difference between projected and actual earnings on pension plan investments	\$ 139,665	\$ 1,186,602	\$ 1,326,267
Changes in employer's proportionate percentage/ difference between the employer's contributions and the employer's proportionate share of contributions	<u>53,575</u>	<u>-</u>	<u>53,575</u>
Total deferred inflows of resources	<u>\$ 193,240</u>	<u>\$ 1,186,602</u>	<u>\$ 1,379,842</u>

\$1,312,348 reported as deferred outflows of resources related to pension resulting from District contributions subsequent to the measurement date will be recognized as a reduction of the net pension liability in the year ending June 30, 2016. Other amounts reported as deferred outflows of resources and deferred inflows of resources related to pension will be recognized in pension expense as follows:

	<u>SERS</u>	<u>STRS</u>	<u>Total</u>
Fiscal Year Ending June 30:			
2017	\$ (67,505)	\$ (178,264)	\$ (245,769)
2018	(67,505)	(178,264)	(245,769)
2019	(67,505)	(178,262)	(245,767)
2020	<u>73,493</u>	<u>469,458</u>	<u>542,951</u>
Total	<u>\$ (129,022)</u>	<u>\$ (65,332)</u>	<u>\$ (194,354)</u>

**CLEAR FORK VALLEY LOCAL SCHOOL DISTRICT
RICHLAND COUNTY, OHIO**

**NOTES TO THE BASIC FINANCIAL STATEMENTS
FOR THE FISCAL YEAR ENDED JUNE 30, 2016**

NOTE 13 - DEFINED BENEFIT PENSION PLANS - (Continued)

Actuarial Assumptions - SERS

SERS' total pension liability was determined by their actuaries in accordance with GASB Statement No. 67, as part of their annual actuarial valuation for each defined benefit retirement plan. Actuarial valuations of an ongoing plan involve estimates of the value of reported amounts (e.g., salaries, credited service) and assumptions about the probability of occurrence of events far into the future (e.g., mortality, disabilities, retirements, employment termination). Actuarially determined amounts are subject to continual review and potential modifications, as actual results are compared with past expectations and new estimates are made about the future.

Projections of benefits for financial reporting purposes are based on the substantive plan (the plan as understood by the employers and plan members) and include the types of benefits provided at the time of each valuation and the historical pattern of sharing benefit costs between the employers and plan members to that point. The projection of benefits for financial reporting purposes does not explicitly incorporate the potential effects of legal or contractual funding limitations.

Actuarial calculations reflect a long-term perspective. For a newly hired employee, actuarial calculations will take into account the employee's entire career with the employer and also take into consideration the benefits, if any, paid to the employee after termination of employment until the death of the employee and any applicable contingent annuitant. In many cases actuarial calculations reflect several decades of service with the employer and the payment of benefits after termination.

Key methods and assumptions used in calculating the total pension liability in the latest actuarial valuation, prepared as of June 30, 2015, are presented below:

Wage Inflation	3.25 percent
Future Salary Increases, including inflation	4.00 percent to 22.00 percent
COLA or Ad Hoc COLA	3 percent
Investment Rate of Return	7.75 percent net of investments expense, including inflation
Actuarial Cost Method	Entry Age Normal

For post-retirement mortality, the table used in evaluating allowances to be paid is the 1994 Group Annuity Mortality Table set back one year for both men and women. Special mortality tables are used for the period after disability retirement.

The most recent experience study was completed June 30, 2010.

The long-term return expectation for the Pension Plan Investments has been determined using a building-block approach and assumes a time horizon, as defined in SERS' *Statement of Investment Policy*. A forecasted rate of inflation serves as the baseline for the return expectation. Various real return premiums over the baseline inflation rate have been established for each asset class. The long-term expected nominal rate of return has been determined by calculating a weighted averaged of the expected real return premiums for each asset class, adding the projected inflation rate, and adding the expected return from rebalancing uncorrelated asset classes. The target allocation and best estimates of arithmetic real rates of return for each major assets class are summarized in the following table:

**CLEAR FORK VALLEY LOCAL SCHOOL DISTRICT
RICHLAND COUNTY, OHIO**

NOTES TO THE BASIC FINANCIAL STATEMENTS
FOR THE FISCAL YEAR ENDED JUNE 30, 2016

NOTE 13 - DEFINED BENEFIT PENSION PLANS - (Continued)

Asset Class	Target Allocation	Long-Term Expected Real Rate of Return
Cash	1.00 %	0.00 %
US Stocks	22.50	5.00
Non-US Stocks	22.50	5.50
Fixed Income	19.00	1.50
Private Equity	10.00	10.00
Real Assets	10.00	5.00
Multi-Asset Strategies	15.00	7.50
Total	100.00 %	

Discount Rate - The total pension liability was calculated using the discount rate of 7.75 percent. The projection of cash flows used to determine the discount rate assumed the contributions from employers and from the members would be computed based on contribution requirements as stipulated by State statute. Projected inflows from investment earning were calculated using the long-term assumed investment rate of return (7.75 percent). Based on those assumptions, the plan's fiduciary net position was projected to be available to make all future benefit payments of current plan members. Therefore, the long-term expected rate of return on pension plan investments was applied to all periods of projected benefits to determine the total pension liability.

Sensitivity of the District's Proportionate Share of the Net Pension Liability to Changes in the Discount Rate - Net pension liability is sensitive to changes in the discount rate, and to illustrate the potential impact the following table presents the net pension liability calculated using the discount rate of 7.75 percent, as well as what each plan's net pension liability would be if it were calculated using a discount rate that is one percentage point lower (6.75 percent), or one percentage point higher (8.75 percent) than the current rate.

	1% Decrease (6.75%)	Discount Rate (7.75%)	1% Increase (8.75%)
District's proportionate share of the net pension liability	\$ 5,484,905	\$ 3,955,535	\$ 2,667,679

Actuarial Assumptions - STRS

The total pension liability in the June 30, 2015, actuarial valuation was determined using the following actuarial assumptions, applied to all periods included in the measurement:

Inflation	2.75 percent
Projected salary increases	2.75 percent at age 70 to 12.25 percent at age 20
Investment Rate of Return	7.75 percent, net of investment expenses
Cost-of-Living Adjustments (COLA)	2 percent simple applied as follows: for members retiring before August 1, 2013, 2 percent per year; for members retiring August 1, 2013, or later, 2 percent COLA paid on fifth anniversary of retirement date.

**CLEAR FORK VALLEY LOCAL SCHOOL DISTRICT
RICHLAND COUNTY, OHIO**

NOTES TO THE BASIC FINANCIAL STATEMENTS
FOR THE FISCAL YEAR ENDED JUNE 30, 2016

NOTE 13 - DEFINED BENEFIT PENSION PLANS - (Continued)

Mortality rates were based on the RP-2000 Combined Mortality Table (Projection 2022—Scale AA) for Males and Females. Males' ages are set-back two years through age 89 and no set-back for age 90 and above. Females younger than age 80 are set back four years, one year set back from age 80 through 89 and not set back from age 90 and above.

Actuarial assumptions used in the June 30, 2015, valuation are based on the results of an actuarial experience study, effective July 1, 2012.

The 10 year expected real rate of return on pension plan investments was determined by STRS' investment consultant by developing best estimates of expected future real rates of return for each major asset class. The target allocation and best estimates of geometric real rates of return for each major asset class are summarized as follows:

<u>Asset Class</u>	<u>Target Allocation</u>	<u>Long-Term Expected Real Rate of Return</u>
Domestic Equity	31.00 %	8.00 %
International Equity	26.00	7.85
Alternatives	14.00	8.00
Fixed Income	18.00	3.75
Real Estate	10.00	6.75
Liquidity Reserves	<u>1.00</u>	3.00
Total	<u>100.00 %</u>	

Discount Rate - The discount rate used to measure the total pension liability was 7.75 percent as of June 30, 2015. The projection of cash flows used to determine the discount rate assumes member and employer contributions will be made at the statutory contribution rates in accordance with rate increases described above. For this purpose, only employer contributions that are intended to fund benefits of current plan members and their beneficiaries are included. Projected employer contributions that are intended to fund the service costs of future plan members and their beneficiaries, as well as projected contributions from future plan members, are not included. Based on those assumptions, STRS' fiduciary net position was projected to be available to make all projected future benefit payments to current plan members as of June 30, 2015. Therefore, the long-term expected rate of return on pension plan investments of 7.75 percent was applied to all periods of projected benefit payment to determine the total pension liability as of June 30, 2015.

Sensitivity of the District's Proportionate Share of the Net Pension Liability to Changes in the Discount Rate - The following table presents the District's proportionate share of the net pension liability calculated using the current period discount rate assumption of 7.75 percent, as well as what the District's proportionate share of the net pension liability would be if it were calculated using a discount rate that is one-percentage-point lower (6.75 percent) or one-percentage-point higher (8.75 percent) than the current rate:

	<u>1% Decrease (6.75%)</u>	<u>Current Discount Rate (7.75%)</u>	<u>1% Increase (8.75%)</u>
District's proportionate share of the net pension liability	\$ 23,887,429	\$ 17,196,639	\$ 11,538,579

**CLEAR FORK VALLEY LOCAL SCHOOL DISTRICT
RICHLAND COUNTY, OHIO**

**NOTES TO THE BASIC FINANCIAL STATEMENTS
FOR THE FISCAL YEAR ENDED JUNE 30, 2016**

NOTE 14 - POSTEMPLOYMENT BENEFITS

A. School Employees Retirement System

Health Care Plan Description - The District contributes to the SERS Health Care Fund, administered by SERS for non-certificated retirees and their beneficiaries. For GASB 45 purposes, this plan is considered a cost-sharing, multiple-employer, defined benefit other postemployment benefit (OPEB) plan. The Health Care Plan includes hospitalization and physicians' fees through several types of plans including HMO's, PPO's, Medicare Advantage, and traditional indemnity plans as well as a prescription drug program. The financial report of the Plan is included in the SERS Comprehensive Annual Financial Report which can be obtained on SERS' website at www.ohsers.org under Employers/Audit Resources.

Access to health care for retirees and beneficiaries is permitted in accordance with Section 3309 of the Ohio Revised Code. The Health Care Fund was established and is administered in accordance with Internal Revenue Code Section 105(e). SERS' Retirement Board reserves the right to change or discontinue any health plan or program. Health care is financed through a combination of employer contributions and retiree premiums, copays and deductibles on covered health care expenses, investment returns, and any funds received as a result of SERS' participation in Medicare programs. Active employee members do not contribute to the Health Care Plan. Retirees and their beneficiaries are required to pay a health care premium that varies depending on the plan selected, number of qualified years of service, Medicare eligibility and retirement status.

Funding Policy - State statute permits SERS to fund the health care benefits through employer contributions. Each year, after the allocation for statutorily required basic benefits, the Retirement Board allocates the remainder of the employer contribution of 14 percent of covered payroll to the Health Care Fund. For fiscal year 2016, none of the employer contribution was allocated to health care. In addition, employers pay a surcharge for employees earning less than an actuarially determined minimum compensation amount, pro-rated according to service credit earned. For fiscal year 2016, this amount was \$23,000. Statutes provide that no employer shall pay a health care surcharge greater than 2 percent of that employer's SERS-covered payroll; nor may SERS collect in aggregate more than 1.5 percent of the total statewide SERS-covered payroll for the health care surcharge. For fiscal year 2016, the District's surcharge obligation was \$35,079.

The District's contributions for health care for the fiscal years ended June 30, 2016, 2015, and 2014 were \$35,079, \$52,466, and \$38,021, respectively. The full amount has been contributed for fiscal years 2016, 2015 and 2014.

B. State Teachers Retirement System

Plan Description - The District participates in the cost-sharing multiple-employer defined benefit Health Plan administered by the State Teachers Retirement System of Ohio (STRS) for eligible retirees who participated in the defined benefit or combined pension plans offered by STRS. Ohio law authorizes STRS to offer this plan. Benefits include hospitalization, physicians' fees, prescription drugs and reimbursement of monthly Medicare Part B premiums. The Plan is included in the report of STRS which can be obtained by visiting www.strsoh.org or by calling (888) 227-7877.

**CLEAR FORK VALLEY LOCAL SCHOOL DISTRICT
RICHLAND COUNTY, OHIO**

**NOTES TO THE BASIC FINANCIAL STATEMENTS
FOR THE FISCAL YEAR ENDED JUNE 30, 2016**

NOTE 14 - POSTEMPLOYMENT BENEFITS - (Continued)

Funding Policy – Ohio Revised Code Chapter 3307 authorizes STRS to offer the Plan and gives the Retirement Board authority over how much, if any, of the health care costs will be absorbed by STRS. Active employee members do not contribute to the Health Care Plan. All benefit recipients, for the most recent year, pay a monthly premium. Under Ohio law, funding for post-employment health care may be deducted from employer contributions. For fiscal years 2016 and 2015, STRS did not allocate any employer contributions to post-employment health care. The District's contributions for health care for the fiscal years ended June 30, 2016, 2015, and 2014 were \$0, \$0, and \$63,819, respectively. The full amount has been contributed for fiscal years 2016, 2015 and 2014.

NOTE 15 - BUDGETARY BASIS OF ACCOUNTING

While reporting financial position, results of operations, and changes in fund balance on the basis of generally accepted accounting principles (GAAP), the budgetary basis as provided by law is based upon accounting for certain transactions on a basis of cash receipts and disbursements.

The statement of revenue, expenditures and changes in fund balance - budget and actual (non-GAAP budgetary basis) presented for the general fund is presented on the budgetary basis to provide a meaningful comparison of actual results with the budget. The major differences between the budget basis and the GAAP basis are that:

- (a) Revenues and other financing sources are recorded when received in cash (budget basis) as opposed to when susceptible to accrual (GAAP basis);
- (b) Expenditures and other financing uses are recorded when paid in cash (budget basis) as opposed to when the liability is incurred (GAAP basis);
- (c) In order to determine compliance with Ohio law, and to reserve that portion of the applicable appropriation, total outstanding encumbrances (budget basis) are recorded as the equivalent of an expenditure, as opposed to restricted, assigned or committed fund balance for that portion of outstanding encumbrances not already recognized as an account payable (GAAP basis);
- (d) Advances-in and advances-out are operating transactions (budget basis) as opposed to balance sheet transactions (GAAP basis); and,
- (e) Some funds are included in the general fund (GAAP basis), but have separate legally adopted budgets (budget basis).

**CLEAR FORK VALLEY LOCAL SCHOOL DISTRICT
RICHLAND COUNTY, OHIO**

NOTES TO THE BASIC FINANCIAL STATEMENTS
FOR THE FISCAL YEAR ENDED JUNE 30, 2016

NOTE 15 - BUDGETARY BASIS OF ACCOUNTING - (Continued)

The adjustments necessary to convert the results of operations for the year on the budget basis to the GAAP basis for the general fund is as follows:

Net Change in Fund Balance

	<u>General fund</u>
Budget basis	\$ 905,618
Net adjustment for revenue accruals	(223,755)
Net adjustment for expenditure accruals	(281,731)
Net adjustment for other sources/uses	(36,659)
Funds budgeted elsewhere	1,606
Adjustment for encumbrances	236,539
GAAP basis	\$ 601,618

Certain funds that are legally budgeted in separate special revenue funds are considered part of the general fund on a GAAP basis. This includes the adult education fund and the public school support fund.

NOTE 16 - CONTINGENCIES

A. Grants

The District receives significant financial assistance from numerous federal, State and local agencies in the form of grants. The disbursement of funds received under these programs generally requires compliance with terms and conditions specified in the grant agreements and are subject to audit by the grantor agencies. Any disallowed claims resulting from such audits could become a liability of the District. However, in the opinion of management, any such disallowed claims will not have a material effect on the financial position of the District.

B. Litigation

The District is involved in no material litigation as either plaintiff or defendant.

C. Foundation Funding

District Foundation funding is based on the annualized full-time equivalent (FTE) enrollment of each student. Effective for the 2015-2016 school year, traditional Districts must comply with minimum hours of instruction, instead of a minimum number of school days each year. The funding formula the Ohio Department of Education (ODE) is legislatively required to follow will continue to adjust as enrollment information is updated by the District, which can extend past the fiscal year-end. As of the date of this report, ODE has not finalized the impact of enrollment adjustments to the June 30, 2016 Foundation funding for the District; therefore, the financial statement impact is not determinable at this time. ODE and management believe this will result in either a receivable to or liability of the District.

**CLEAR FORK VALLEY LOCAL SCHOOL DISTRICT
RICHLAND COUNTY, OHIO**

NOTES TO THE BASIC FINANCIAL STATEMENTS
FOR THE FISCAL YEAR ENDED JUNE 30, 2016

NOTE 17 - SET-ASIDES

The District is required by State law to annually set-aside certain general fund revenue amounts, as defined by statutory formula, for the acquisition and construction of capital improvements. Amounts not spent by the end of the fiscal year or offset by similarly restricted resources received during the year must be held in cash at fiscal year-end. This amount must be carried forward to be used for the same purpose in future years. Expenditures exceeding the set-aside requirement may not be carried forward to the next fiscal year.

The following cash-basis information describes the change in the fiscal year-end set-aside amount for capital improvements. Disclosure of this information is required by State statute.

	<u>Capital Improvements</u>
Set-aside balance June 30, 2015	\$ -
Current year set-aside requirement	301,592
Current year qualifying expenditures	(301,592)
Current year offsets	<u>-</u>
Total	<u>\$ -</u>
Balance carried forward to fiscal year 2017	<u>\$ -</u>
Set-aside balance June 30, 2016	<u><u>\$ -</u></u>

NOTE 18 - OTHER COMMITMENTS

The District utilizes encumbrance accounting as part of its budgetary controls. Encumbrances outstanding at year-end may be reported as part of restricted, committed, or assigned classifications of fund balance. At year end, the District's commitments for encumbrances in the governmental funds were as follows:

<u>Fund Type</u>	<u>Year-End Encumbrances</u>
General fund	\$ 15,415
Nonmajor governmental funds	<u>23,400</u>
Total	<u><u>\$ 38,815</u></u>

**CLEAR FORK VALLEY LOCAL SCHOOL DISTRICT
RICHLAND COUNTY, OHIO**

**NOTES TO THE BASIC FINANCIAL STATEMENTS
FOR THE FISCAL YEAR ENDED JUNE 30, 2016**

NOTE 19 - SUBSEQUENT EVENTS

The Ohio Facilities Construction Commission (OFCC) approved the District for an OFCC project on September 29, 2016. The project will consist of the construction of two elementary schools in Butler and Bellville along with the tearing down of the old buildings. Total cost of the project is approximately \$25.6 million with the state and local portion of \$15.6 and \$10 million, respectively. To help finance the project the District issued Series 2016 Limited Tax General Obligation Bonds in the amount of \$9,900,000 and Series 2016 Certificates of Participation (COPS) Lease in the amount of \$3,850,000 on September 14, 2016. The General Obligation bonds carry interest rates ranging from 2.00 – 4.00% and have a final maturity date of December 1, 2036. The COPS Lease carry interest rates ranging from 2.00 – 4.00% and have a final maturity date of December 1, 2023.

REQUIRED SUPPLEMENTARY INFORMATION

**CLEAR FORK VALLEY LOCAL SCHOOL DISTRICT
RICHLAND COUNTY, OHIO**

SCHEDULES OF REQUIRED SUPPLEMENTARY INFORMATION

SCHEDULE OF THE DISTRICT'S PROPORTIONATE SHARE OF
THE NET PENSION LIABILITY
SCHOOL EMPLOYEES RETIREMENT SYSTEM (SERS) OF OHIO

LAST THREE FISCAL YEARS

	<u>2015</u>	<u>2014</u>	<u>2013</u>
District's proportion of the net pension liability	0.06932120%	0.07071800%	0.07071800%
District's proportionate share of the net pension liability	\$ 3,955,535	\$ 3,578,998	\$ 4,205,372
District's covered-employee payroll	\$ 2,086,927	\$ 2,054,921	\$ 2,047,052
District's proportionate share of the net pension liability as a percentage of its covered-employee payroll	189.54%	174.17%	205.44%
Plan fiduciary net position as a percentage of the total pension liability	69.16%	71.70%	65.52%

Note: Information prior to fiscal year 2013 was unavailable.

Amounts presented as of the School District's measurement date which is the prior fiscal year end.

**CLEAR FORK VALLEY LOCAL SCHOOL DISTRICT
RICHLAND COUNTY, OHIO**

SCHEDULES OF REQUIRED SUPPLEMENTARY INFORMATION

SCHEDULE OF THE DISTRICT'S PROPORTIONATE SHARE OF
THE NET PENSION LIABILITY
STATE TEACHERS RETIREMENT SYSTEM (STRS) OF OHIO

LAST THREE FISCAL YEARS

	<u>2015</u>	<u>2014</u>	<u>2013</u>
District's proportion of the net pension liability	0.06222308%	0.06073681%	0.06073681%
District's proportionate share of the net pension liability	\$ 17,196,639	\$ 14,773,294	\$ 17,597,851
District's covered-employee payroll	\$ 6,491,936	\$ 6,205,623	\$ 6,528,054
District's proportionate share of the net pension liability as a percentage of its covered-employee payroll	264.89%	238.06%	269.57%
Plan fiduciary net position as a percentage of the total pension liability	72.10%	74.70%	69.30%

Note: Information prior to fiscal year 2013 was unavailable.

Amounts presented as of the School District's measurement date which is the prior fiscal year end.

**CLEAR FORK VALLEY LOCAL SCHOOL DISTRICT
RICHLAND COUNTY, OHIO**

SCHEDULES OF REQUIRED SUPPLEMENTARY INFORMATION

SCHEDULE OF DISTRICT CONTRIBUTIONS
SCHOOL EMPLOYEES RETIREMENT SYSTEM (SERS) OF OHIO

LAST TEN FISCAL YEARS

	<u>2016</u>	<u>2015</u>	<u>2014</u>	<u>2013</u>
Contractually required contribution	\$ 310,366	\$ 275,057	\$ 284,812	\$ 283,312
Contributions in relation to the contractually required contribution	<u>(310,366)</u>	<u>(275,057)</u>	<u>(284,812)</u>	<u>(283,312)</u>
Contribution deficiency (excess)	<u>\$ -</u>	<u>\$ -</u>	<u>\$ -</u>	<u>\$ -</u>
District's covered-employee payroll	\$ 2,216,900	\$ 2,086,927	\$ 2,054,921	\$ 2,047,052
Contributions as a percentage of covered-employee payroll	14.00%	13.18%	13.86%	13.84%

<u>2012</u>	<u>2011</u>	<u>2010</u>	<u>2009</u>	<u>2008</u>	<u>2007</u>
\$ 276,214	\$ 258,238	\$ 274,776	\$ 197,990	\$ 190,778	\$ 203,293
<u>(276,214)</u>	<u>(258,238)</u>	<u>(274,776)</u>	<u>(197,990)</u>	<u>(190,778)</u>	<u>(203,293)</u>
<u>\$ -</u>	<u>\$ -</u>	<u>\$ -</u>	<u>\$ -</u>	<u>\$ -</u>	<u>\$ -</u>
\$ 2,053,636	\$ 2,054,399	\$ 2,029,365	\$ 2,012,093	\$ 1,942,749	\$ 1,903,493
13.45%	12.57%	13.54%	9.84%	9.82%	10.68%

**CLEAR FORK VALLEY LOCAL SCHOOL DISTRICT
RICHLAND COUNTY, OHIO**

SCHEDULES OF REQUIRED SUPPLEMENTARY INFORMATION

SCHEDULE OF DISTRICT CONTRIBUTIONS
STATE TEACHERS RETIREMENT SYSTEM (STRS) OF OHIO

LAST TEN FISCAL YEARS

	<u>2016</u>	<u>2015</u>	<u>2014</u>	<u>2013</u>
Contractually required contribution	\$ 1,001,982	\$ 908,871	\$ 806,731	\$ 848,647
Contributions in relation to the contractually required contribution	<u>(1,001,982)</u>	<u>(908,871)</u>	<u>(806,731)</u>	<u>(848,647)</u>
Contribution deficiency (excess)	<u>\$ -</u>	<u>\$ -</u>	<u>\$ -</u>	<u>\$ -</u>
District's covered-employee payroll	\$ 7,157,014	\$ 6,491,936	\$ 6,205,623	\$ 6,528,054
Contributions as a percentage of covered-employee payroll	14.00%	14.00%	13.00%	13.00%

<u>2012</u>	<u>2011</u>	<u>2010</u>	<u>2009</u>	<u>2008</u>	<u>2007</u>
\$ 840,610	\$ 826,063	\$ 823,762	\$ 791,785	\$ 772,271	\$ 745,117
<u>(840,610)</u>	<u>(826,063)</u>	<u>(823,762)</u>	<u>(791,785)</u>	<u>(772,271)</u>	<u>(745,117)</u>
<u>\$ -</u>	<u>\$ -</u>	<u>\$ -</u>	<u>\$ -</u>	<u>\$ -</u>	<u>\$ -</u>
\$ 6,466,231	\$ 6,354,331	\$ 6,336,631	\$ 6,090,654	\$ 5,940,546	\$ 5,731,669
13.00%	13.00%	13.00%	13.00%	13.00%	13.00%

**CLEAR FORK VALLEY LOCAL SCHOOL DISTRICT
RICHLAND COUNTY, OHIO**

**NOTES TO REQUIRED SUPPLEMENTARY INFORMATION
FOR THE FISCAL YEAR ENDED JUNE 30, 2016**

SCHOOL EMPLOYEES RETIREMENT SYSTEM (SERS) OF OHIO

Changes in benefit terms : There were no changes in benefit terms from the amounts reported for fiscal years 2014-2016.

Changes in assumptions : There were no changes in methods and assumptions used in the calculation of actuarial determined contributions for fiscal years 2014-2016. See the notes to the basic financial statements for the methods and assumptions in this calculation.

STATE TEACHERS RETIREMENT SYSTEM (STRS) OF OHIO

Changes in benefit terms : There were no changes in benefit terms from the amounts reported for fiscal years 2014-2016.

Changes in assumptions : There were no changes in methods and assumptions used in the calculation of actuarial determined contributions for fiscal years 2014-2016. See the notes to the basic financial statements for the methods and assumptions in this calculation.

SUPPLEMENTARY INFORMATION

**CLEAR FORK VALLEY LOCAL SCHOOL DISTRICT
SCHEDULE OF EXPENDITURES OF FEDERAL AWARDS
FOR THE FISCAL YEAR ENDED JUNE 30, 2016**

FEDERAL GRANTOR/ SUB GRANTOR/ PROGRAM TITLE	CFDA NUMBER	(A) GRANT NUMBER	(B) CASH FEDERAL DISBURSEMENTS
U.S. DEPARTMENT OF AGRICULTURE PASSED THROUGH THE OHIO DEPARTMENT OF EDUCATION			
Child Nutrition Cluster:			
(D) (C) School Breakfast Program	10.553	2016	\$ 95,748
(D) (C) National School Lunch Program	10.555	2016	278,716
(D) (E) National School Lunch Program - Food Donation	10.555	2016	38,600
Total National School Lunch Program			<u>317,316</u>
Total U.S. Department of Agriculture and Child Nutrition Cluster			<u>413,064</u>
U.S. DEPARTMENT OF EDUCATION PASSED THROUGH THE OHIO DEPARTMENT OF EDUCATION			
Title I Grants to Local Educational Agencies	84.010	2015	47,669
Title I Grants to Local Educational Agencies	84.010	2016	347,231
Total Title I Grants to Local Educational Agencies			<u>394,900</u>
(F) Special Education_Grants to States	84.027	2015	29,599
(F) Special Education_Grants to States	84.027	2016	291,497
Total Special Education_Grants to States			<u>321,096</u>
(F) Special Education_Preschool Grants	84.173	2016	3,323
Total Special Education Grant Cluster			<u>324,419</u>
Improving Teacher Quality State Grants	84.367	2015	7,616
Improving Teacher Quality State Grants	84.367	2016	57,394
Total Improving Teacher Quality State Grants			<u>65,010</u>
Total U.S. Department of Education			<u>784,329</u>
Total Federal Financial Assistance			<u>\$ 1,197,393</u>

NOTES TO THE SCHEDULE OF EXPENDITURES OF FEDERAL AWARDS:

- (A) OAKS did not assign pass-through numbers for fiscal year 2016.
- (B) This schedule was prepared on the cash basis of accounting.
- (C) Commingled with state and local revenue from sales of lunches and breakfast; assumed expenditures were made on a first-in, first-out basis.
- (D) Included as part of "Child Nutrition Cluster" in determining major programs.
- (E) The Food Donation Program is a non-cash, in kind, federal grant. Commodities are reported at the entitlement value.
- (F) Included as part of "Special Education Grant Cluster" when determining major programs.
- (G) CFR Section 200.414 of the Uniform Guidance allows a non-federal entity that has never received a negotiated indirect cost rate to charge a de minimis rate of 10% of modified total direct costs to indirect costs. The District has elected not to use the 10% de minimis indirect cost rate.



Julian & Grube, Inc.
Serving Ohio Local Governments

333 County Line Rd. West, Westerville, OH 43082 Phone: 614.846.1899 Fax: 614.846.2799

**Independent Auditor's Report on Internal Control Over Financial Reporting and on
Compliance and Other Matters Required by *Government Auditing Standards***

Clear Fork Valley Local School District
Richland County
92 Hines Avenue
Bellville, Ohio 44813

To the Board of Education:

We have audited, in accordance with auditing standards generally accepted in the United States and the Comptroller General of the United States' *Government Auditing Standards*, the financial statements of the governmental activities, its major fund, and the aggregate remaining fund information of the Clear Fork Valley Local School District, Richland County, Ohio, as of and for the fiscal year ended June 30, 2016, and the related notes to the financial statements, which collectively comprise the Clear Fork Valley Local School District's basic financial statements and have issued our report thereon dated November 3, 2016.

Internal Control Over Financial Reporting

As part of our financial statement audit, we considered the Clear Fork Valley Local School District's internal control over financial reporting (internal control) to determine the audit procedures appropriate in the circumstances to the extent necessary to support our opinions on the financial statements, but not to the extent necessary to opine on the effectiveness of the Clear Fork Valley Local School District's internal control. Accordingly, we have not opined on it.

A *deficiency in internal control* exists when the design or operation of a control does not allow management or employees, when performing their assigned functions, to prevent, or detect and timely correct misstatements. A *material weakness* is a deficiency, or combination of internal control deficiencies resulting in a reasonable possibility that internal control will not prevent or detect and timely correct a material misstatement of the Clear Fork Valley Local School District's financial statements. A *significant deficiency* is a deficiency, or a combination of deficiencies, in internal control that is less severe than a material weakness, yet important enough to merit attention by those charged with governance.

Our consideration of internal control was for the limited purpose described in the first paragraph of this section and was not designed to identify all internal control deficiencies that might be material weaknesses or significant deficiencies. Given these limitations, we did not identify any deficiencies in internal control that we consider material weaknesses. However, unidentified material weaknesses may exist.

Board of Education
Clear Fork Valley Local School District

Compliance and Other Matters

As part of reasonably assuring whether the Clear Fork Valley Local School District's financial statements are free of material misstatement, we tested its compliance with certain provisions of laws, regulations, contracts, and grant agreements, noncompliance with which could directly and materially affect the determination of financial statement amounts. However, opining on compliance with those provisions was not an objective of our audit and accordingly, we do not express an opinion. The results of our tests disclosed no instances of noncompliance or other matters we must report under *Government Auditing Standards*.

Purpose of this Report

This report only describes the scope of our internal control and compliance testing and our testing results, and does not opine on the effectiveness of the Clear Fork Valley Local School District's internal control or on compliance. This report is an integral part of an audit performed under *Government Auditing Standards* in considering the Clear Fork Valley Local School District's internal control and compliance. Accordingly, this communication is not suitable for any other purpose.



Julian & Grube, Inc.
November 3, 2016



Julian & Grube, Inc.
Serving Ohio Local Governments

333 County Line Rd. West, Westerville, OH 43082 Phone: 614.846.1899 Fax: 614.846.2799

**Independent Auditor's Report on Compliance With Requirements Applicable to the Major Federal Program
and on Internal Control Over Compliance Required by the Uniform Guidance**

Clear Fork Valley Local School District
Richland County
92 Hines Avenue
Bellville, Ohio 44813

To the Board of Education:

Report on Compliance for the Major Federal Program

We have audited the Clear Fork Valley Local School District's compliance with the applicable requirements described in the U.S. Office of Management and Budget (OMB) *Compliance Supplement* that could directly and materially affect the Clear Fork Valley Local School District's major federal program for the fiscal year ended June 30, 2016. The *Summary of Auditor's Results* in the accompanying schedule of findings identifies the Clear Fork Valley Local School District's major federal program.

Management's Responsibility

The Clear Fork Valley Local School District's Management is responsible for complying with federal statutes, regulations, and the terms and conditions of its federal awards applicable to its federal programs.

Auditor's Responsibility

Our responsibility is to opine on the Clear Fork Valley Local School District's compliance for the Clear Fork Valley Local School District's major federal program based on our audit of the applicable compliance requirements referred to above. Our compliance audit followed auditing standards generally accepted in the United States of America; the standards for financial audits included in the Comptroller General of the United States' *Government Auditing Standards*; and the audit requirements of Title 2 U.S. *Code of Federal Regulations* Part 200, *Uniform Administrative Requirements, Cost Principles, and Audit Requirements for Federal Awards* (Uniform Guidance). These standards and the Uniform Guidance require us to plan and perform the audit to reasonably assure whether noncompliance with the applicable compliance requirements referred to above that could directly and materially affect a major federal program occurred. An audit includes examining, on a test basis, evidence about the Clear Fork Valley Local School District's compliance with those requirements and performing such other procedures as we considered necessary in the circumstances.

We believe our audit provides a reasonable basis for our compliance opinion on the Clear Fork Valley Local School District's major program. However, our audit does not provide a legal determination of the Clear Fork Valley Local School District's compliance.

Opinion on the Major Federal Program

In our opinion, the Clear Fork Valley Local School District complied, in all material respects with the compliance requirements referred to above that could directly and materially affect its major federal program for the fiscal year ended June 30, 2016.

Board of Education
Clear Fork Valley Local School District

Report on Internal Control Over Compliance

The Clear Fork Valley Local School District's management is responsible for establishing and maintaining effective internal control over compliance with the applicable compliance requirements referred to above. In planning and performing our compliance audit, we considered the Clear Fork Valley Local School District's internal control over compliance with the applicable requirements that could directly and materially affect a major federal program, to determine our auditing procedures appropriate for opining on the major federal program's compliance and to test and report on internal control over compliance in accordance with the Uniform Guidance, but not to the extent needed to opine on the effectiveness of internal control over compliance. Accordingly, we have not opined on the effectiveness of the Clear Fork Valley Local School District's internal control over compliance.

A deficiency in internal control over compliance exists when the design or operation of a control over compliance does not allow management or employees, when performing their assigned functions, to prevent, or to timely detect and correct, noncompliance with a federal program's applicable compliance requirement. *A material weakness in internal control over compliance* is a deficiency, or combination of deficiencies, in internal control over compliance, such that there is a reasonable possibility that material noncompliance with a federal program compliance requirement will not be prevented, or timely detected and corrected. *A significant deficiency in internal control over compliance* is a deficiency, or a combination of deficiencies, in internal control over compliance with federal program's applicable compliance requirement that is less severe than a material weakness in internal control over compliance, yet important enough to merit attention by those charged with governance.

Our consideration of internal control over compliance was for the limited purpose described in the first paragraph of this section and would not necessarily identify all deficiencies in internal control over compliance that might be material weaknesses or significant deficiencies. We did not identify any deficiencies in internal control over compliance that we consider to be material weaknesses. However, material weaknesses may exist that have not been identified.

This report only describes the scope of our internal control over compliance tests and the results of this testing based on Uniform Guidance requirements. Accordingly, this report is not suitable for any other purpose.



Julian & Grube, Inc.
November 3, 2016

**CLEAR FORK VALLEY LOCAL SCHOOL DISTRICT
RICHLAND COUNTY, OHIO**

**SCHEDULE OF FINDINGS
UNIFORM GUIDANCE 2 CFR § 200.515
JUNE 30, 2016**

1. SUMMARY OF AUDITOR'S RESULTS		
<i>(d)(1)(i)</i>	<i>Type of Financial Statement Opinion</i>	Unmodified
<i>(d)(1)(ii)</i>	<i>Were there any material control weaknesses reported at the financial statement level (GAGAS)?</i>	No
<i>(d)(1)(ii)</i>	<i>Were there any other significant deficiencies in internal control reported at the financial statement level (GAGAS)?</i>	No
<i>(d)(1)(iii)</i>	<i>Was there any reported material noncompliance at the financial statement level (GAGAS)?</i>	No
<i>(d)(1)(iv)</i>	<i>Were there any material internal control weaknesses reported for major federal programs?</i>	No
<i>(d)(1)(iv)</i>	<i>Were there any significant deficiencies in internal control reported for major federal programs?</i>	No
<i>(d)(1)(v)</i>	<i>Type of Major Program's Compliance Opinion</i>	Unmodified
<i>(d)(1)(vi)</i>	<i>Are there any reportable findings under 2 CFR §200.516(a)?</i>	No
<i>(d)(1)(vii)</i>	<i>Major Program (listed):</i>	Special Education Grant Cluster: Special Education_Grants to States (CFDA #84.027) and Special Education_Preschool Grant (CFDA #84.173)
<i>(d)(1)(viii)</i>	<i>Dollar Threshold: Type A/B Programs</i>	Type A: > \$750,000 Type B: all others
<i>(d)(1)(ix)</i>	<i>Low Risk Auditee under 2 CFR § 200.520?</i>	Yes

2. FINDING RELATED TO THE BASIC FINANCIAL STATEMENTS REQUIRED TO BE REPORTED IN ACCORDANCE WITH GAGAS

None

3. FINDINGS AND QUESTIONED COSTS FOR FEDERAL AWARDS

None

This page intentionally left blank.



Dave Yost • Auditor of State

CLEAR FORK VALLEY LOCAL SCHOOL DISTRICT

RICHLAND COUNTY

CLERK'S CERTIFICATION

This is a true and correct copy of the report which is required to be filed in the Office of the Auditor of State pursuant to Section 117.26, Revised Code, and which is filed in Columbus, Ohio.

Susan Babbitt

CLERK OF THE BUREAU

**CERTIFIED
JANUARY 10, 2017**