



Dave Yost • Auditor of State



**NEW LEXINGTON LOCAL SCHOOL DISTRICT  
PERRY COUNTY  
JUNE 30, 2017**

**TABLE OF CONTENTS**

<b>TITLE</b>	<b>PAGE</b>
Independent Auditor's Report .....	1
Prepared by Management:	
Management's Discussion and Analysis .....	5
Basic Financial Statements:	
Government-wide Financial Statements:	
Statement of Net Position – Cash Basis .....	17
Statement of Activities – Cash Basis .....	18
Fund Financial Statements:	
Statement of Assets and Fund Balances –Cash Basis - Governmental Funds .....	19
Reconciliation of Total Governmental Fund Balances to Net Position of Governmental Activities – Cash Basis .....	20
Statement of Receipts, Disbursements and Changes in Fund Balances – Cash Basis – Governmental Funds .....	21
Reconciliation of the Statement of Receipts, Disbursement, and Changes in Fund Balances – Governmental Funds to the Statement of Activities – Cash Basis.....	22
Statement of Receipts, Disbursements and Changes in Fund Balance – Budget and Actual – Budget Basis – General Fund.....	23
Statement of Fund Net Position – Cash Basis – Proprietary Fund.....	24
Statement of Receipts, Disbursements and Changes in Fund Net Position – Cash Basis – Proprietary Fund .....	25
Statement of Fiduciary Net Position – Cash Basis – Fiduciary Fund .....	26
Notes to the Basic Financial Statements .....	27
Supplementary Information:	
Schedule of the School District's Proportionate Share of the Net Pension Liability.....	53
Schedule of the School District Contributions .....	56
Notes to the Supplementary Information .....	60
Schedule of Receipts and Expenditures of Federal Awards .....	61
Notes to the Schedule of Receipts and Expenditures of Federal Awards .....	62
Independent Auditor's Report on Internal Control Over Financial Reporting and on Compliance and Other Matters Required by <i>Government Auditing Standards</i> .....	63

**NEW LEXINGTON LOCAL SCHOOL DISTRICT  
PERRY COUNTY  
JUNE 30, 2017**

**TABLE OF CONTENTS  
(Continued)**

<b>TITLE</b>	<b>PAGE</b>
Independent Auditor's Report on Compliance with Requirements Applicable to Each Major Federal Program and on Internal Control Over Compliance Required by the Uniform Guidance.....	65
Schedule of Findings.....	67
Prepared by Management:	
Summary Schedule of Prior Audit Findings .....	69
Corrective Action Plan .....	70



# Dave Yost • Auditor of State

## INDEPENDENT AUDITOR'S REPORT

New Lexington Local School District  
Perry County  
2549 Panther Drive  
New Lexington, Ohio 43764

To the Board of Education:

### ***Report on the Financial Statements***

We have audited the accompanying cash-basis financial statements of the governmental activities, each major fund, and the aggregate remaining fund information of the New Lexington Local School District, Perry County, Ohio (the School District), as of and for the year ended June 30, 2017, and the related notes to the financial statements, which collectively comprise the School District's basic financial statements as listed in the table of contents.

### ***Management's Responsibility for the Financial Statements***

Management is responsible for preparing and fairly presenting these financial statements in accordance with the cash accounting basis Note 2 describes. This responsibility includes determining that the cash accounting basis is acceptable for the circumstances. Management is also responsible for designing, implementing and maintaining internal control relevant to preparing and fairly presenting financial statements that are free from material misstatement, whether due to fraud or error.

### ***Auditor's Responsibility***

Our responsibility is to opine on these financial statements based on our audit. We audited in accordance with auditing standards generally accepted in the United States of America and the financial audit standards in the Comptroller General of the United States' *Government Auditing Standards*. Those standards require us to plan and perform the audit to reasonably assure the financial statements are free from material misstatement.

An audit requires obtaining evidence about financial statement amounts and disclosures. The procedures selected depend on our judgment, including assessing the risks of material financial statement misstatement, whether due to fraud or error. In assessing those risks, we consider internal control relevant to the School District's preparation and fair presentation of the financial statements in order to design audit procedures that are appropriate in the circumstances, but not to the extent needed to opine on the effectiveness of the School District's internal control. Accordingly, we express no such opinion. An audit also includes evaluating the appropriateness of management's accounting policies and the reasonableness of their significant accounting estimates, as well as our evaluation of the overall financial statement presentation.

We believe the audit evidence we obtained is sufficient and appropriate to support our audit opinions.

***Opinion***

In our opinion, the financial statements referred to above present fairly, in all material respects, the respective cash financial position of the governmental activities, each major fund, and the aggregate remaining fund information of the New Lexington Local School District, Perry County, Ohio, as of June 30, 2017, and the respective changes in cash financial position and the budgetary comparison for the General Fund thereof for the year then ended in accordance with the accounting basis described in Note 2.

***Accounting Basis***

Ohio Administrative Code § 117-2-03(B) requires the School District to prepare its annual financial report in accordance with accounting principles generally accepted in the United States of America. We draw attention to Note 2 of the financial statements, which describes the basis applied to these statements. The financial statements are prepared on the cash basis of accounting, which is a basis other than generally accepted accounting principles. We did not modify our opinion regarding this matter.

***Other Matters***

*Supplemental Information*

Our audit was conducted to opine on the financial statements taken as a whole.

The Schedule of Receipts and Expenditures of Federal Awards (the Schedule) presents additional analysis as required by Title 2 U.S. Code of Federal Regulations (CFR) Part 200, Uniform Administrative Requirements, Cost Principles, and Audit Requirements for Federal Awards and is not a required part of the financial statements.

The Schedule is management's responsibility, and derives from and relates directly to the underlying accounting and other records used to prepare the basic financial statements. We subjected this schedule to the auditing procedures we applied to the basic financial statements. We also applied certain additional procedures, including comparing and reconciling this schedule directly to the underlying accounting and other records used to prepare the basic financial statements or to the basic financial statements themselves, and in accordance with auditing standards generally accepted in the United States of America. In our opinion, this schedule is fairly stated in all material respects in relation to the basic financial statements taken as a whole.

*Other Information*

We applied no procedures to Management's Discussion & Analysis or to the Schedules of Net Pension Liabilities and Pension Contributions as listed in the table of contents. Accordingly, we express no opinion or any other assurance on them.

***Other Reporting Required by Government Auditing Standards***

In accordance with *Government Auditing Standards*, we have also issued our report dated March 13, 2018, on our consideration of the School District's internal control over financial reporting and our tests of its compliance with certain provisions of laws, regulations, contracts and grant agreements and other matters. That report describes the scope of our internal control testing over financial reporting and compliance, and the results of that testing, and does not opine on internal control over financial reporting or on compliance.

That report is an integral part of an audit performed in accordance with *Government Auditing Standards* in considering the School District's internal control over financial reporting and compliance.

A handwritten signature in black ink that reads "Dave Yost". The signature is written in a cursive style with a large, looping initial "D".

**Dave Yost**  
Auditor of State  
Columbus, Ohio

March 15, 2018

**This page intentionally left blank.**



**NEW LEXINGTON SCHOOL DISTRICT  
PERRY COUNTY**

**MANAGEMENT'S DISCUSSION AND ANALYSIS  
FOR THE FISCAL YEAR ENDED JUNE 30, 2017  
(UNAUDITED)**

The management's discussion and analysis of the New Lexington School District, Perry County (the "School District") financial performance provides an overall review of the School District's financial activities for the fiscal year ended June 30, 2017. The intent of this discussion and analysis is to look at the School District's financial performance as a whole; readers should also review the basic financial statements and the notes to the basic financial statements to enhance their understanding of the School District's financial performance.

**Financial Highlights**

Key financial highlights for 2017 are as follows:

- The total net position of the School District decreased \$1,690,876 or 33% from 2016.
- General receipts accounted for \$20,105,664 or 81% of total governmental activities receipts. Program specific receipts accounted for \$4,745,915 or 19% of total governmental activities receipts.
- The School District had \$26,542,455 in expenses related to governmental activities; \$4,745,915 of these expenses was offset by program specific charges for services and sales, operating grants and contributions and capital grants and contributions.
- The general fund had receipts and other financing sources of \$21,133,122 in 2017. This represents an increase of \$453,926 from 2016. The disbursements and other financing uses of the general fund, which totaled \$21,695,197 in 2017 increased \$1,332,604 from 2016. The net decrease in fund balance for the general fund was \$562,075 or 23%.
- The debt service fund had receipts of \$258,423 in 2017, which is a decrease of \$34,839 from 2016 receipts. The disbursements in the debt service fund totaled \$283,657 in 2017, which decreased \$473 from 2016. The net decrease in fund balance was \$25,234 or 4%.
- General fund actual receipts were \$283 higher than final budget estimates at June 30, 2017. Actual disbursements were \$218,616 less than the amount in the final budget. These variances are the result of the School District's conservative budgeting.

**The Basic Financial Statements**

This annual report consists of a series of financial statements and notes to these statements. These statements are organized so the reader can understand the School District as a financial whole, an entire operating entity. The statements then proceed to provide an increasingly detailed look at specific financial activities.

The statement of net position and statement of activities provide information about the activities of the School District as a whole, presenting both an aggregate view of the School District's finances and a longer-term view of those finances. Fund financial statements provide the next level of detail. For governmental funds, these statements tell how services were financed in the short-term as well as what remains for future spending. The fund financial statements also look at the School District's most significant funds with all other nonmajor funds presented in total in one column.

**NEW LEXINGTON SCHOOL DISTRICT  
PERRY COUNTY**

**MANAGEMENT'S DISCUSSION AND ANALYSIS  
FOR THE FISCAL YEAR ENDED JUNE 30, 2017  
(UNAUDITED)**

**Reporting the School District as a Whole**

*Statement of Net Position and the Statement of Activities*

While this document contains a large number of funds used by the School District to provide programs and activities, the view of the School District as a whole looks at all financial transactions and asks the question, "How did we do financially during 2017?"

These statements will provide information about the activities of the School District as a whole in accordance with the cash basis of accounting. These two statements report the School District's net position and changes in net position. This change in net position is important because it tells the reader that, for the School District as a whole, the financial position of the School District has improved or diminished. The causes of this change may be the result of many factors, some financial, some not. Non-financial factors include the School District's property tax base, current property tax laws in Ohio restricting revenue growth, facility conditions, variations of economic conditions, required community programs and other factors.

In the statement of net position and the statement of activities, the School District presents one distinct kind of activity:

Governmental activities - Most of the School District's programs and services are reported here including instruction (regular, special, vocational, and other) and support services (operating and maintenance of buildings, administration, pupil transportation, etc). These services are funded primarily by property taxes and intergovernmental receipts including Federal and State grants and other shared receipts.

**Reporting the School District's Most Significant Funds**

*Fund Financial Statements*

A fund is a grouping of related accounts that is used to maintain control over resources that have been segregated for specific activities or objectives. The School District, like other state and local governments, uses fund accounting to ensure and demonstrate compliance with finance-related legal requirements. All of the funds of the School District can be divided into three categories: governmental funds, proprietary funds, and fiduciary funds.

Fund financial reports provide detailed information about the School District's major funds. The School District uses many funds to account for a multitude of financial transactions. However, these fund financial statements focuses on the School District's most significant funds.

***Governmental Funds***

Governmental funds are used to account for essentially the same functions reported as governmental activities in the government-wide financial statements as limited to the cash basis of accounting.

Because the focus of the governmental funds is narrower than that of the government-wide financial statements, it is useful to compare the information presented for governmental funds with similar information presented for governmental activities in the government-wide financial statements. By doing so, the readers may better understand the long-term impact of the government's near-term financing decisions. Both the governmental fund balance sheet and the governmental fund statement of receipts, disbursements, and changes in fund balances provide a reconciliation to facilitate this comparison between governmental funds and governmental activities.

**NEW LEXINGTON SCHOOL DISTRICT  
PERRY COUNTY**

**MANAGEMENT'S DISCUSSION AND ANALYSIS  
FOR THE FISCAL YEAR ENDED JUNE 30, 2017  
(UNAUDITED)**

The School District maintains a multitude of individual governmental funds. The School District has segregated these funds into major funds and nonmajor funds. The School District's major governmental funds are the general fund and the debt service fund. Information for major funds is presented separately in the governmental fund balance sheet and in the governmental statement of receipts, disbursements, and changes in fund balances. Data from the other governmental funds are combined into a single, aggregated presentation.

***Proprietary Funds***

The School District maintains one type of proprietary fund. Internal service funds are an accounting mechanism used to accumulate and allocate costs internally among the School District's various functions. The School District uses an internal service fund to predominantly account for its health insurance benefits. Because this service predominantly benefits governmental functions, it has been included within the governmental activities within the government-wide financial statements.

***Fiduciary Funds***

The School District's only fiduciary fund is for student managed activities reported as agency funds. The School District's fiduciary activities are reported in the Statement of Fiduciary Net Position for these activities.

**Government-Wide Financial Analysis**

The table below provides a summary of the School District's assets and net position at June 30, 2017 and 2016:

	Net Position	
	Governmental Activities	
	2017	2016
<u>Assets</u>		
Cash and Cash Equivalents	\$ 3,431,367	\$ 5,122,243
Total Assets	<u>\$ 3,431,367</u>	<u>\$ 5,122,243</u>
<u>Net Position</u>		
Restricted for:		
Debt Service	\$ 565,987	\$ 591,221
Capital Projects	32,963	649,368
Claims	-	379,688
Building Maintenance	147,401	259,728
State and Federal Grants	126,874	155,005
Other Purposes	34,906	5,810
Unrestricted	<u>2,523,236</u>	<u>3,081,423</u>
Total Net Position	<u>\$ 3,431,367</u>	<u>\$ 5,122,243</u>

Over time, net position can serve as a useful indicator of a government's financial position. At June 30, 2017, net position was \$3,431,367 a decrease of \$1,690,876 from 2016 and the School District was able to report positive balances in its categories of net position noting a portion of the School District's net position, or \$908,131, represents resources that are subject to external restriction on how they may be used. The remaining balance of unrestricted net position of \$2,523,236 may be used to meet the School District's ongoing obligations to citizens and creditors.

**NEW LEXINGTON SCHOOL DISTRICT  
PERRY COUNTY**

**MANAGEMENT'S DISCUSSION AND ANALYSIS  
FOR THE FISCAL YEAR ENDED JUNE 30, 2017  
(UNAUDITED)**

The table below shows the changes in net position for fiscal years 2017 and 2016:

	Change in Net Position	
	<u>Governmental Activities</u>	
	<u>2017</u>	<u>2016</u>
Receipts:		
Program Receipts:		
Charges for Services and Sales	\$ 976,974	\$ 779,864
Operating Grants and Contributions	3,692,532	3,855,554
Capital Grants and Contributions	76,409	18,000
General Receipts:		
Property Taxes	3,308,464	3,125,343
Unrestricted Grants and Entitlements	16,513,614	15,980,206
Certificate of Participation Proceeds	0	830,000
Earnings on Investments	5,725	5,751
Other	<u>277,861</u>	<u>462,843</u>
Total Receipts	<u>24,851,579</u>	<u>25,057,561</u>
Disbursements:		
Instruction:		
Regular	10,488,566	9,180,515
Special	3,904,367	3,775,286
Vocational	789,664	694,132
Other	5,028	6,831
Support Services:		
Pupils	1,327,358	1,228,990
Instructional Staff	535,958	552,086
Board of Education	54,210	87,168
Administration	1,823,330	1,995,588
Fiscal Services	427,124	395,573
Business	79,039	93,121
Operation and Maintenance of Plant	2,051,428	1,897,573
Pupil Transportation	1,298,050	1,345,476
Central	169,045	314,174
Food Service Operations	1,214,258	1,088,406
Community Services	128,746	78,964
Academic & Subject Oriented Activities	255,113	236,392
Extracurricular Activities	471,143	188,583
Capital Outlay	809,603	1,151,051
Debt Service:		
Principal Retirement	560,000	505,000
Interest and Fiscal Charges	150,425	153,093
Issuance Costs	<u>0</u>	<u>25,500</u>
Total Disbursements	<u>26,542,455</u>	<u>24,993,502</u>
Change in Net Position	(1,690,876)	64,059
Net Position at Beginning of Year	<u>5,122,243</u>	<u>5,058,184</u>
Net Position at End of Year	<u>\$ 3,431,367</u>	<u>\$ 5,122,243</u>

**NEW LEXINGTON SCHOOL DISTRICT  
PERRY COUNTY**

**MANAGEMENT'S DISCUSSION AND ANALYSIS  
FOR THE FISCAL YEAR ENDED JUNE 30, 2017  
(UNAUDITED)**

**Governmental Activities**

Governmental activities net position was \$3,431,367 a decrease of \$1,690,876 from 2016.

The significant major program disbursements for the School District include Instruction (Regular, Special, Vocational, and Other) and Support Services, which primarily supports Pupils, Administration, Operation and Maintenance of Plant, and Pupil Transportation disbursements. Instruction and Support Services had disbursements of \$15,187,625 and \$7,765,542, respectively, and accounted for 57% and 29% of the governmental disbursements of the School District, respectively. These disbursements were partially funded by \$833,484 in direct charges for services and sales, \$2,561,126 in operating grants and contributions and \$35,000 in capital grants and contributions.

The State and Federal government contributed to the School District a total of \$3,692,532 in operating grants and contributions and are restricted to a particular program or purpose.

General receipts accounted for \$20,105,664 or 81% of total governmental activities receipts. These receipts primarily consist of property taxes and unrestricted grants and entitlements. These receipt line items total \$19,822,078 which is 99% of general receipts or 80% of all receipts.

The statement of activities shows the cost of program services and the charges for services and sales and grants and contributions offsetting those services. The following table shows, for governmental activities, the total cost of services and the net cost of services. That is, it identifies the cost of these services supported by tax receipts and unrestricted State grants and entitlements. As can be seen in the table below, the School District is highly dependent upon property taxes as well as unrestricted grants and entitlements to support its governmental activities.

**Governmental Activities**

	Total Cost of Services 2017	Net Cost of Services 2017	Total Cost of Services 2016	Net Cost of Services 2016
Program Disbursements:				
Instruction	\$ 15,187,625	\$ 12,476,321	\$ 13,656,764	\$ 11,083,825
Support Services	7,765,542	7,047,236	7,909,749	7,187,921
Food Service Operations	1,214,258	101,881	1,088,406	(44,041)
Community Services	128,746	35,511	78,964	(27,827)
Academic & Subject Oriented Activities	255,113	255,113	236,392	236,392
Extracurricular Activities	471,143	377,962	188,583	91,414
Capital Outlay	809,603	792,091	1,151,051	1,128,807
Debt Service	710,425	710,425	683,593	683,593
Total Disbursements	<u>\$ 26,542,455</u>	<u>\$ 21,796,540</u>	<u>\$ 24,993,502</u>	<u>\$ 20,340,084</u>

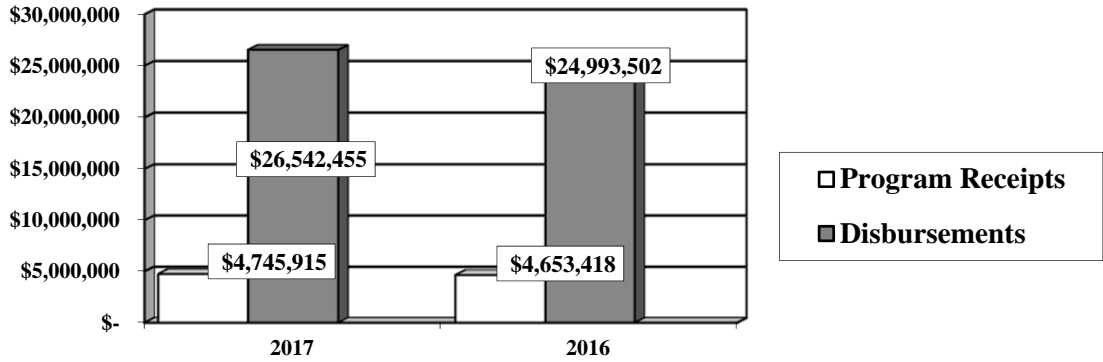
The increase in Instruction disbursements is attributed to higher health insurance costs from the previous year. Capital Outlay disbursements decreased as the School District continued building improvement projects from 2016.

**NEW LEXINGTON SCHOOL DISTRICT  
PERRY COUNTY**

**MANAGEMENT'S DISCUSSION AND ANALYSIS  
FOR THE FISCAL YEAR ENDED JUNE 30, 2017  
(UNAUDITED)**

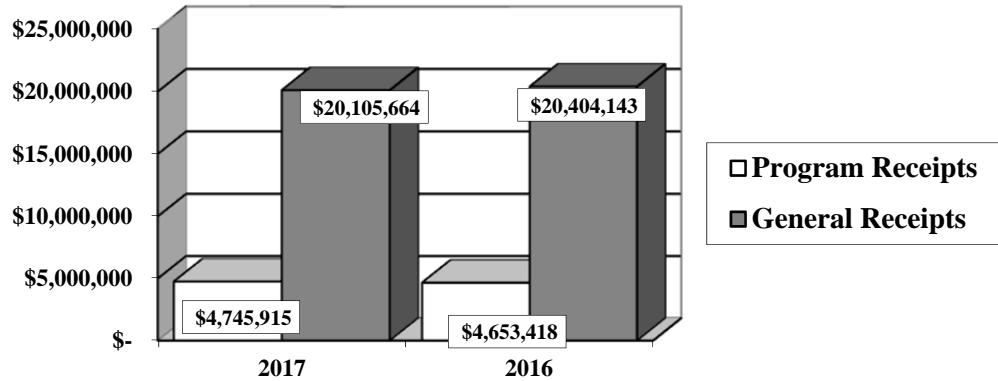
The graph below shows governmental-activities program receipts and total disbursements for fiscal years 2017 and 2016.

**Governmental Activities - Program Receipts vs. Total Disbursements**



The graph below shows governmental-activities general and program receipts for fiscal years 2017 and 2016.

**Governmental Activities - General and Program Receipts**



General receipts decreased \$298,479 which is primarily attributed to changes in the amount of unrestricted grants and entitlements received, or \$533,408, offset by the decrease in certificate of participation proceeds of \$830,000. Program receipts increased 2% from 2016.

**Financial Analysis of the Government's Funds**

As noted earlier, the School District uses fund accounting to ensure and demonstrate compliance with finance-related legal requirements.

**NEW LEXINGTON SCHOOL DISTRICT  
PERRY COUNTY**

**MANAGEMENT'S DISCUSSION AND ANALYSIS  
FOR THE FISCAL YEAR ENDED JUNE 30, 2017  
(UNAUDITED)**

***Governmental Funds***

The focus of the School District's governmental funds is to provide information on near-term inflows, outflows, and balances of spendable resources. Such information is useful in assessing the School District's financing requirements. In particular, unassigned fund balance may serve as a useful measure of the School District's net resources available for spending at fiscal year end.

The School District's governmental funds reported a combined fund balance of \$2,794,414 which is \$1,257,105 less than last fiscal year's total of \$4,051,519. The schedule below indicates the fund balances and the total change in fund balances for all major and nonmajor governmental funds.

<u>Funds</u>	<u>Fund Balance June 30, 2017</u>	<u>Fund Balance June 30, 2016</u>	<u>Increase/ (Decrease)</u>
General Fund	\$ 1,886,283	\$ 2,448,358	\$ (562,075)
Debt Service	565,987	591,221	(25,234)
Nonmajor Governmental Funds	<u>342,144</u>	<u>1,011,940</u>	<u>(669,796)</u>
Total	<u>\$ 2,794,414</u>	<u>\$ 4,051,519</u>	<u>\$ (1,257,105)</u>

Total fund balances for governmental funds decreased 31% when compared to 2016 and is primarily related to the School District spending debt proceeds received in fiscal year 2016.

***General Fund***

The table that follows assists in illustrating the receipts of the general fund.


	<u>2017 Amount</u>	<u>2016 Amount</u>	<u>Percentage Change</u>
<b><u>Revenues</u></b>			
Property Taxes	\$ 2,986,856	\$ 2,821,266	6 %
Intergovernmental	16,941,298	16,339,356	4 %
Earnings on Investments	5,725	5,751	(0) %
Tuition and Fees	833,484	634,986	31 %
Other	<u>258,220</u>	<u>434,790</u>	(41) %
Total	<u>\$ 21,025,583</u>	<u>\$ 20,236,149</u>	4 %

Intergovernmental receipts represent 81% of all general fund receipts noting total general fund receipts increased 4% from 2016 and are attributed to increase in property taxes and intergovernmental receipts.

**NEW LEXINGTON SCHOOL DISTRICT  
PERRY COUNTY**

**MANAGEMENT'S DISCUSSION AND ANALYSIS  
FOR THE FISCAL YEAR ENDED JUNE 30, 2017  
(UNAUDITED)**

The graphs below show a breakdown of the general fund's receipts for June 30, 2017 and 2016:



The table that follows assists in illustrating the disbursements of the general fund.

	2017 Amount	2016 Amount	Percentage Change
<b><u>Disbursements</u></b>			
Instruction	\$ 13,604,240	\$ 12,161,369	12 %
Support Services	6,826,261	7,003,256	(3) %
Operation of Non-Instructional Services	2,831	-	100 %
Academic & Subject Oriented Activities	255,113	236,392	8 %
Extracurricular Activities	307,851	23,098	1,233 %
Capital Outlay	17,000	-	100 %
Debt Service	419,235	382,693	10 %
<b>Total</b>	<b>\$ 21,432,531</b>	<b>\$ 19,806,808</b>	<b>8 %</b>

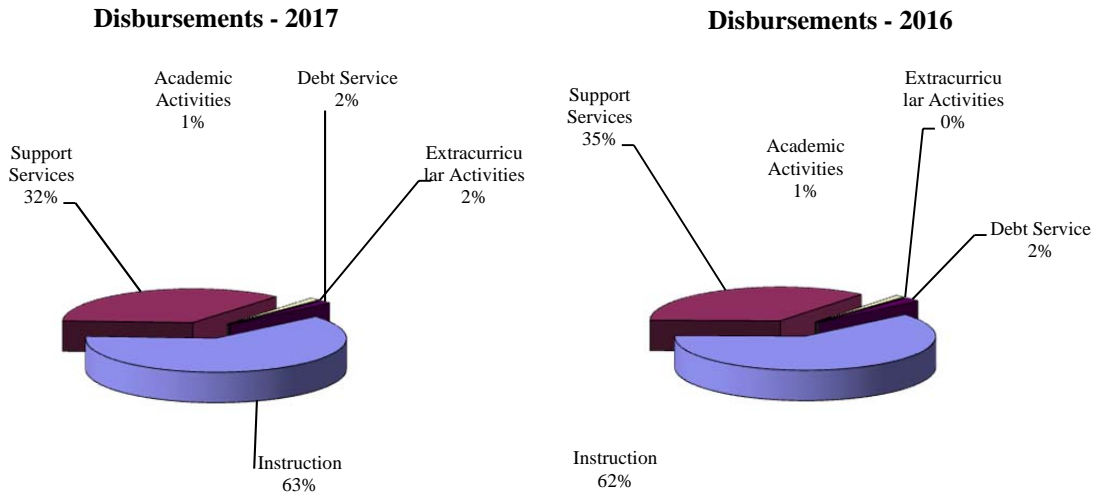
Disbursements increased during 2017 by 8% which was driven primarily by higher insurance costs as well as extracurricular activity related improvements.



**NEW LEXINGTON SCHOOL DISTRICT  
PERRY COUNTY**

**MANAGEMENT'S DISCUSSION AND ANALYSIS  
FOR THE FISCAL YEAR ENDED JUNE 30, 2017  
(UNAUDITED)**

The graphs below show the general fund's disbursements for June 30, 2017 and 2016:



***Debt Service Fund***

The debt service fund had receipts of \$258,423 in 2017, which is a decrease of \$34,839 from 2016 receipts. The disbursements in the debt service fund totaled \$283,657 in 2017, which decreased \$473 from 2016. The net decrease in fund balance was \$25,234 or 4%.

***Budgeting Highlights***

The School District's budgeting process is prescribed by the Ohio Revised Code (ORC). Essentially the budget is the School District's appropriations which are restricted by the amounts of anticipated receipts certified by the Budget Commission in accordance with the ORC. Therefore, the School District's plans or desires cannot be totally reflected in the original budget. If budgeted receipts are adjusted due to actual activity then the appropriations can be adjusted accordingly.

General fund had actual receipts were \$283 higher than final budget estimates at June 30, 2017. Actual disbursements were \$218,616 less than the amount in the final budget. These variances are the result of the School District's conservative budgeting.

**Capital Assets and Debt Administration**

***Capital Assets***

The School District does not report capital assets based on the cash basis of accounting.

**NEW LEXINGTON SCHOOL DISTRICT  
PERRY COUNTY**

**MANAGEMENT’S DISCUSSION AND ANALYSIS  
FOR THE FISCAL YEAR ENDED JUNE 30, 2017  
(UNAUDITED)**

***Debt Administration***

The School District had the following long-term obligations outstanding at June 30, 2017 and 2016:

	Governmental Activities	
	2017	2016
General Obligation Bonds	\$ 959,996	\$ 1,199,996
Certificate of Participation Obligations	3,985,000	4,305,000
<b>Total</b>	<b>\$ 4,944,996</b>	<b>\$ 5,504,996</b>

Additional information regarding the School District’s outstanding debt can be found in Note 11.

***Net Pension Liability***

During 2015, the School District adopted GASB Statement 68, “Accounting and Financial Reporting for Pensions— an Amendment of GASB Statement 27,” which significantly revises accounting for pension costs and liabilities. For reasons discussed below, many end users of this financial statement will gain a clearer understanding of the School District’s actual financial condition.

The School District has elected to prepare its financial statements in accordance with the cash basis of accounting and the School District’s proportionate share of the net pension liability and proportion of the net pension liability is disclosed in Note 9 to the basic financial statements.

Governmental Accounting Standards Board standards are national and apply to all government financial reports prepared in accordance with generally accepted accounting principles. When accounting for pension costs, GASB 27 focused on a funding approach. This approach limited pension costs to contributions annually required by law, which may or may not be sufficient to fully fund each plan’s *net pension liability*. GASB 68 takes an earnings approach to pension accounting; however, the nature of Ohio’s statewide pension systems and state law governing those systems requires additional explanation in order to properly understand the information presented in these statements.

Under the new standards required by GASB 68, the net pension liability equals the School District’s proportionate share of each plan’s collective:

1. Present value of estimated future pension benefits attributable to active and inactive employees’ past service.
2. Minus plan assets available to pay these benefits.

GASB notes that pension obligations, whether funded or unfunded, are part of the “employment exchange” – that is, the employee is trading his or her labor in exchange for wages, benefits, and the promise of a future pension. GASB noted that the unfunded portion of this pension promise is a present obligation of the government, part of a bargained-for benefit to the employee, and should accordingly be reported by the government as a liability since they received the benefit of the exchange. However, the School District is not responsible for certain key factors affecting the balance of this liability. In Ohio, the employee shares the obligation of funding pension benefits with the employer. Both employer and employee contribution rates are capped by State statute. A change in these caps requires action of both Houses of the General Assembly and approval of the Governor. Benefit provisions are also determined by State statute. The employee enters the employment exchange with the knowledge that the employer’s promise is limited not by contract but by law.

**NEW LEXINGTON SCHOOL DISTRICT  
PERRY COUNTY**

**MANAGEMENT'S DISCUSSION AND ANALYSIS  
FOR THE FISCAL YEAR ENDED JUNE 30, 2017  
(UNAUDITED)**

The employer enters the exchange also knowing that there is a specific, legal limit to its contribution to the pension system. In Ohio, there is no legal means to enforce the unfunded liability of the pension system *as against the public employer*. State law operates to mitigate/lessen the moral obligation of the public employer to the employee, because all parties enter the employment exchange with notice as to the law. The pension system is responsible for the administration of the plan.

Most long-term liabilities have set repayment schedules or, in the case of compensated absences (i.e. sick and vacation leave), are satisfied through paid time-off or termination payments. There is no repayment schedule for the net pension liability. As explained above, changes in pension benefits, contribution rates, and return on investments affect the balance of the net pension liability, but are outside the control of the local government. In the event that contributions, investment returns, and other changes are insufficient to keep up with required pension payments, State statute does not assign/identify the responsible party for the unfunded portion.

**Contacting the School District's Financial Management**

This financial report is designed to provide our citizens, taxpayers, investors and creditors with a general overview of the School District's finances and to show the School District's accountability for the money it receives. If you have questions about this report or need additional financial information contact: Ms. Christie Barnette, Treasurer, 2549 Panther Drive, New Lexington, Ohio 43764.

**This page intentionally left blank.**

**NEW LEXINGTON SCHOOL DISTRICT  
PERRY COUNTY**

*Statement of Net Position - Cash Basis  
June 30, 2017*

---

---

	<u>Governmental Activities</u>
<b>Assets</b>	
Equity in Pooled Cash and Cash Equivalents	<u>\$3,431,367</u>
<i>Total Assets</i>	<u><u>\$3,431,367</u></u>
<b>Net Position</b>	
Restricted for:	
Debt Service	\$565,987
Capital Projects	32,963
Building Maintenance	147,401
State and Federal Grants	126,874
Other Purposes	34,906
Unrestricted	<u>2,523,236</u>
<i>Total Net Position</i>	<u><u>\$3,431,367</u></u>

*See accompanying notes to the basic financial statements*

**NEW LEXINGTON SCHOOL DISTRICT  
PERRY COUNTY**

*Statement of Activities - Cash Basis  
For the Fiscal Year Ended June 30, 2017*

	Program Cash Receipts			Net (Disbursements) Receipts and Changes in Net Position	
	Cash Disbursements	Charges for Services and Sales	Operating Grants and Contributions	Capital Grants and Contributions	Governmental Activities
<b>Governmental Activities</b>					
<b>Current:</b>					
<b>Instruction:</b>					
Regular	\$10,488,566	\$606,937	\$416,396	\$0	(\$9,465,233)
Special	3,904,367	178,865	1,120,981	0	(2,604,521)
Vocational	789,664	47,374	340,443	0	(401,847)
Other	5,028	308	0	0	(4,720)
<b>Support Services:</b>					
Pupil	1,327,358	0	317,568	0	(1,009,790)
Instructional Staff	535,958	0	178,726	0	(357,232)
Board of Education	54,210	0	0	0	(54,210)
Administration	1,823,330	0	156,361	35,000	(1,631,969)
Fiscal	427,124	0	1,800	0	(425,324)
Business	79,039	0	0	0	(79,039)
Operation and Maintenance of Plant	2,051,428	0	0	0	(2,051,428)
Pupil Transportation	1,298,050	0	21,651	0	(1,276,399)
Central	169,045	0	7,200	0	(161,845)
<b>Operation of Non-Instructional Services:</b>					
Food Service Operation	1,214,258	50,309	1,038,171	23,897	(101,881)
Community Services	128,746	0	93,235	0	(35,511)
Academic & Subject Oriented Activities	255,113	0	0	0	(255,113)
Extracurricular Activities	471,143	93,181	0	0	(377,962)
Capital Outlay	809,603	0	0	17,512	(792,091)
<b>Debt Service:</b>					
Principal Retirement	560,000	0	0	0	(560,000)
Interest and Fiscal Charges	150,425	0	0	0	(150,425)
<b>Total</b>	<b>\$26,542,455</b>	<b>\$976,974</b>	<b>\$3,692,532</b>	<b>\$76,409</b>	<b>(21,796,540)</b>
<b>General Receipts:</b>					
<b>Property Taxes Levied for:</b>					
General Purposes					2,986,856
Debt Service					226,231
Permanent Improvements					43,883
Classroom Facilities					51,494
Unrestricted Grants and Entitlements					16,513,614
Earnings on Investments					5,725
Other					277,861
<b>Total General Receipts</b>					<b>20,105,664</b>
<b>Change in Net Position</b>					<b>(1,690,876)</b>
<b>Net Position Beginning of Year</b>					<b>5,122,243</b>
<b>Net Position End of Year</b>					<b>\$3,431,367</b>

See accompanying notes to the basic financial statements

**NEW LEXINGTON SCHOOL DISTRICT  
PERRY COUNTY**

*Statement of Assets and Fund Balances - Cash Basis  
Governmental Funds  
June 30, 2017*

	General Fund	Debt Service Fund	Other Governmental Funds	Total Governmental Funds
<b>Assets</b>				
Equity in Pooled Cash and Cash Equivalents	\$1,886,283	\$565,987	\$342,144	\$2,794,414
<i>Total Assets</i>	<u>\$1,886,283</u>	<u>\$565,987</u>	<u>\$342,144</u>	<u>\$2,794,414</u>
<b>Fund Balances</b>				
Restricted:				
Debt Service	\$0	\$565,987	\$0	\$565,987
State and Federal Grants	0	0	126,874	126,874
Building Maintenance	0	0	147,401	147,401
Capital Outlay	0	0	32,963	32,963
Other Purposes	0	0	34,906	34,906
Assigned:				
Public School Support	37,187	0	0	37,187
Future Obligations	73,044	0	0	73,044
Subsequent Year Appropriations	47,200	0	0	47,200
Unassigned	1,728,852	0	0	1,728,852
<i>Total Fund Balances</i>	<u>\$1,886,283</u>	<u>\$565,987</u>	<u>\$342,144</u>	<u>\$2,794,414</u>

*See accompanying notes to the basic financial statements*

**NEW LEXINGTON SCHOOL DISTRICT  
PERRY COUNTY**

*Reconciliation of Total Governmental Fund Balances to  
Net Position of Governmental Activities - Cash Basis  
June 30, 2017*

---

---

<b>Total Governmental Fund Balances</b>	\$2,794,414
 <i>Amounts reported for governmental activities in the statement of net position are different because:</i>	
Governmental activities' net position includes the internal service funds' cash and cash equivalents. The proprietary funds' statements include these assets.	<u>636,953</u>
<i>Net Position of Governmental Activities</i>	<u><u>\$3,431,367</u></u>
 <i>See accompanying notes to the basic financial statements</i>	



**NEW LEXINGTON SCHOOL DISTRICT  
PERRY COUNTY**

*Statement of Receipts, Disbursements and Changes in Fund Balances - Cash Basis  
Governmental Funds  
For the Fiscal Year Ended June 30, 2017*

	General Fund	Debt Service Fund	Other Governmental Funds	Total Governmental Funds
<b>Receipts</b>				
Property Taxes	\$2,986,856	\$226,231	\$95,377	\$3,308,464
Intergovernmental	16,941,298	32,192	3,274,065	20,247,555
Earnings on Investments	5,725	0	0	5,725
Tuition and Fees	833,484	0	0	833,484
Extracurricular Activities	0	0	93,181	93,181
Charges for Services	0	0	50,309	50,309
Other Receipts	258,220	0	54,641	312,861
<i>Total Receipts</i>	<u>21,025,583</u>	<u>258,423</u>	<u>3,567,573</u>	<u>24,851,579</u>
<b>Disbursements</b>				
Current:				
Instruction:				
Regular	9,906,502	0	386,337	10,292,839
Special	2,919,461	0	920,218	3,839,679
Vocational	773,249	0	0	773,249
Other	5,028	0	0	5,028
Support Services:				
Pupil	998,456	0	317,645	1,316,101
Instructional Staff	369,445	0	157,571	527,016
Board of Education	54,210	0	0	54,210
Administration	1,598,780	0	190,290	1,789,070
Fiscal	406,421	7,657	5,827	419,905
Business	78,257	0	782	79,039
Operation and Maintenance of Plant	1,915,307	0	103,018	2,018,325
Pupil Transportation	1,243,540	0	21,660	1,265,200
Central	161,845	0	7,200	169,045
Operation of Non-Instructional Services:				
Food Service Operation	2,831	0	1,182,117	1,184,948
Community Services	0	0	128,746	128,746
Academic & Subject Oriented Activities	255,113	0	0	255,113
Extracurricular Activities	307,851	0	163,292	471,143
Capital Outlay	17,000	0	792,603	809,603
Debt Service:				
Principal Retirement	320,000	240,000	0	560,000
Interest and Fiscal Charges	99,235	36,000	15,190	150,425
<i>Total Disbursements</i>	<u>21,432,531</u>	<u>283,657</u>	<u>4,392,496</u>	<u>26,108,684</u>
<i>Excess of Receipts Over (Under) Disbursements</i>	<u>(406,948)</u>	<u>(25,234)</u>	<u>(824,923)</u>	<u>(1,257,105)</u>
<b>Other Financing Sources (Uses)</b>				
Advances In	107,539	0	262,666	370,205
Advances Out	(262,666)	0	(107,539)	(370,205)
<i>Total Other Financing Sources (Uses)</i>	<u>(155,127)</u>	<u>0</u>	<u>155,127</u>	<u>0</u>
<i>Net Change in Fund Balances</i>	(562,075)	(25,234)	(669,796)	(1,257,105)
<i>Fund Balances Beginning of Year</i>	<u>2,448,358</u>	<u>591,221</u>	<u>1,011,940</u>	<u>4,051,519</u>
<i>Fund Balances End of Year</i>	<u>\$1,886,283</u>	<u>\$565,987</u>	<u>\$342,144</u>	<u>\$2,794,414</u>

See accompanying notes to the basic financial statements

**NEW LEXINGTON SCHOOL DISTRICT  
PERRY COUNTY**

*Reconciliation of the Statement of Receipts, Disbursements and Changes  
in Fund Balances - Governmental Funds to the Statement of Activities - Cash Basis  
For the Fiscal Year Ended June 30, 2017*

---

---

<b>Net Change in Fund Balances - Total Governmental Funds</b>	(\$1,257,105)
 <i>Amounts reported for governmental activities in the statement of activities are different because:</i>	
Internal service funds charge insurance costs to other funds. The entity-wide statements eliminate governmental fund disbursements and related internal service fund charges. Governmental activities report allocated net internal service fund receipts (disbursements).	<u>(433,771)</u>
<i>Change in Net Position of Governmental Activities</i>	<u><u>(\$1,690,876)</u></u>

*See accompanying notes to the basic financial statements*

**NEW LEXINGTON SCHOOL DISTRICT  
PERRY COUNTY**

*Statement of Receipts, Disbursements and Changes  
In Fund Balance - Budget and Actual - Budget Basis  
General Fund  
For the Fiscal Year Ended June 30, 2017*

	Budgeted Amounts		Actual	Variance with Final Budget Positive (Negative)
	Original	Final		
<b>Receipts</b>				
Property Taxes	\$2,821,266	\$2,986,856	\$2,986,856	\$0
Intergovernmental	16,339,355	16,941,297	16,941,298	1
Earnings on Investments	5,751	5,725	5,725	0
Tuition and Fees	635,499	833,779	833,484	(295)
Other	308,036	153,654	154,231	577
<i>Total Receipts</i>	<u>20,109,907</u>	<u>20,921,311</u>	<u>20,921,594</u>	<u>283</u>
<b>Disbursements</b>				
Current:				
Instruction:				
Regular	8,898,848	9,923,570	9,914,771	8,799
Special	2,924,222	3,005,675	2,917,872	87,803
Vocational	695,315	780,021	772,158	7,863
Other	6,832	6,832	5,027	1,805
Support Services:				
Pupil	867,501	1,003,602	998,416	5,186
Instructional Staff	399,916	381,453	384,396	(2,943)
Board of Education	113,747	65,119	54,210	10,909
Administration	1,721,940	1,593,929	1,592,614	1,315
Fiscal	381,400	408,228	406,421	1,807
Business	27,071	60,560	32,244	28,316
Operation and Maintenance of Plant	1,734,705	1,983,235	1,926,893	56,342
Pupil Transportation	1,269,752	1,251,158	1,243,934	7,224
Central	287,644	139,226	136,118	3,108
Operation of Non-Instructional Services:				
Food Service Operation	0	2,831	2,831	0
Academic & Subject Oriented Activities	237,096	253,192	252,113	1,079
Extracurricular Activities	288,330	307,851	307,850	1
Capital Outlay	17,000	34,035	34,034	1
Debt Service:				
Principal Retirement	320,000	320,000	320,000	0
Interest and Fiscal Charges	95,517	99,236	99,235	1
<i>Total Disbursements</i>	<u>20,286,836</u>	<u>21,619,753</u>	<u>21,401,137</u>	<u>218,616</u>
<i>Excess of Receipts Over (Under) Disbursements</i>	<u>(176,929)</u>	<u>(698,442)</u>	<u>(479,543)</u>	<u>218,899</u>
<b>Other Financing Sources (Uses)</b>				
Refund of Prior Year Expenditures	47,724	33,630	33,630	0
Advances In	107,539	107,539	107,539	0
Advances Out	(100,000)	(262,666)	(262,666)	0
<i>Total Other Financing Sources (Uses)</i>	<u>55,263</u>	<u>(121,497)</u>	<u>(121,497)</u>	<u>0</u>
<i>Net Change in Fund Balance</i>	<u>(121,666)</u>	<u>(819,939)</u>	<u>(601,040)</u>	<u>218,899</u>
<i>Unencumbered Fund Balance Beginning of Year</i>	<u>2,217,489</u>	<u>2,217,489</u>	<u>2,217,489</u>	<u>0</u>
Prior Year Encumbrances Appropriated	<u>159,603</u>	<u>159,603</u>	<u>159,603</u>	<u>0</u>
<i>Unencumbered Fund Balance End of Year</i>	<u>\$2,255,426</u>	<u>\$1,557,153</u>	<u>\$1,776,052</u>	<u>\$218,899</u>

See accompanying notes to the basic financial statements

**NEW LEXINGTON SCHOOL DISTRICT  
PERRY COUNTY**

*Statement of Fund Net Position - Cash Basis  
Proprietary Fund  
June 30, 2017*

	<u>Governmental Activity</u>
	<u>Internal Service</u>
<b>Assets</b>	
Equity in Pooled Cash and Cash Equivalents	<u>\$636,953</u>
<i>Total Assets</i>	<u><u>\$636,953</u></u>
<b>Net Position</b>	
Unrestricted	<u>\$636,953</u>
<i>Total Net Position</i>	<u><u>\$636,953</u></u>

*See accompanying notes to the basic financial statements*

**NEW LEXINGTON SCHOOL DISTRICT  
PERRY COUNTY**

*Statement of Receipts, Disbursements and Changes in Fund Net Position - Cash Basis  
Proprietary Fund  
For the Fiscal Year Ended June 30, 2017*

	Governmental Activity
	Internal Service
<b>Operating Receipts</b>	
Charges for Services	\$4,675,190
Other	6,201
	4,681,391
<i>Total Operating Receipts</i>	<i>4,681,391</i>
<b>Operating Disbursements</b>	
Claims	5,104,595
Purchased Services	4,460
Other	6,107
	5,115,162
<i>Total Operating Disbursements</i>	<i>5,115,162</i>
<i>Change in Net Position</i>	<i>(433,771)</i>
<i>Net Position Beginning of Year</i>	<i>1,070,724</i>
<i>Net Position End of Year</i>	<i>\$636,953</i>
	<i>\$636,953</i>

*See accompanying notes to the basic financial statements*

**NEW LEXINGTON SCHOOL DISTRICT  
PERRY COUNTY**

*Statement of Fiduciary Net Position - Cash Basis  
Fiduciary Fund  
June 30, 2017*

---

---

	<u>Agency</u>
<b>Assets</b>	
Equity in Pooled Cash and Cash Equivalents	<u>\$78,753</u>
<i>Total Assets</i>	<u><u>\$78,753</u></u>
<b>Net Position</b>	
Held on Behalf of Students	<u>\$78,753</u>
<i>Total Net Position</i>	<u><u>\$78,753</u></u>

*See accompanying notes to the basic financial statements*

**NEW LEXINGTON SCHOOL DISTRICT  
PERRY COUNTY**

**NOTES TO THE BASIC FINANCIAL STATEMENTS  
FOR THE FISCAL YEAR ENDED JUNE 30, 2017**

---

**Note 1 - Reporting Entity**

New Lexington School District (the "School District") is organized under Article VI, Sections 2 and 3 of the Constitution of the State of Ohio. The School District operates under a locally-elected Board form of government consisting of five members elected at-large for staggered four year terms. The School District provides educational services as authorized by state statute and federal guidelines.

A reporting entity is comprised of the primary government, component units, and other organizations that are included to insure the financial statements are not misleading. The primary government of the School District consists of all funds, departments, boards, and agencies that are not legally separate from the School District. For the New Lexington School District, this includes general operations, food service, and student related activities of the School District.

Component units are legally separate organizations for which the School District is financially accountable. The School District is financially accountable for an organization if the School District appoints a voting majority of the organization's governing board; and (1) the School District is able to significantly influence the programs or services performed or provided by the organization; or (2) the School District is legally entitled to or can otherwise access the organization's resources; the School District is legally obligated or has otherwise assumed the responsibility to finance the deficits of, or provide financial support to, the organization; or the School District is obligated for the debt of the organization. Component units may also include organization for which the School District authorizes the issuance of debt or the levying of taxes or determines the budget if there is also the potential for the organization to provide specific financial benefits to, or impose specific financial burdens on the School District. The School District has no component units.

The School District participates in four jointly governed organizations and one insurance purchasing pool. These organizations are the Metropolitan Educational Technology Association (META) Solutions, the Tri-County Joint Vocational School District, the Coalition of Rural and Appalachian Schools, and the Ohio School Boards Association Workers' Compensation Group Rating Program. These organizations are presented in Notes 16 and 17 to the basic financial statements.

The School District's management believes these financial statements present all activities for which the School District is financially accountable.

**Note 2 - Summary of Significant Accounting Policies**

As discussed further in the Basis of Accounting section of this note, these financial statements are presented on a cash basis of accounting. This cash basis of accounting differs from accounting principles generally accepted in the United States of America (GAAP). Generally accepted accounting principles include all relevant Governmental Accounting Standards Board (GASB) pronouncements, which have been applied to the extent they are applicable to the cash basis of accounting. Following are the more significant of the School District's accounting policies.

***Basis of Presentation***

The School District's basic financial statements consist of government-wide financial statements, including a statement of net position and a statement of activities, and fund financial statements which provide a more detailed level of financial information.

**NEW LEXINGTON SCHOOL DISTRICT  
PERRY COUNTY**

**NOTES TO THE BASIC FINANCIAL STATEMENTS  
FOR THE FISCAL YEAR ENDED JUNE 30, 2017**

---

**Note 2 - Summary of Significant Accounting Policies (Continued)**

**Government-Wide Financial Statements** The statement of net position and the statement of activities display information about the School District as a whole. These statements include the financial activities of the primary government, except for fiduciary funds. The activity of the internal service fund is eliminated to avoid “doubling up” receipts and disbursements. The statements distinguish between those activities of the School District that are governmental in nature and those that are considered business-type activities. Governmental activities generally are financed through taxes, intergovernmental receipts or other nonexchange transactions. The District does not have or report business-type activities.

The statement of net position presents the cash balance of the governmental activities of the School District at fiscal year end. The statement of activities compares disbursements with program receipts for each function or program of the School District's governmental activities. Disbursements are reported by function. A function is a group of related activities designed to accomplish a major service or regulatory program for which the government is responsible. Program receipts include charges paid by the recipient of the program's goods or services, grants and contributions restricted to meeting the operational or capital requirements of a particular program, and receipts of interest earned on grants that are required to be used to support a particular program. General receipts are all receipts not classified as program receipts, with certain limited exceptions. The comparison of direct disbursements with program receipts identifies the extent to which each governmental function is self-financing on a cash basis or draws from the School District's general receipts.

**Fund Financial Statements** During the fiscal year, the School District segregates transactions related to certain School District functions or activities in separate funds in order to aid financial management and to demonstrate legal compliance. Fund financial statements are designed to present financial information of the School District at this more detailed level. The focus of governmental fund financial statements is on major funds. Each major fund is presented in a separate column. Nonmajor funds are aggregated and presented in a single column. The internal service fund is presented in a single column on the face of the proprietary fund financial statements. Fiduciary funds are reported by type.

Proprietary fund statements distinguish operating transactions from nonoperating transactions. Operating receipts generally result from exchange transactions such as charges for services directly relating to the fund's principal services. Operating disbursements include claims and administrative costs. The fund statements report all other receipts and disbursements as nonoperating.

**Fund Accounting**

The School District uses funds to maintain its financial records during the fiscal year. A fund is defined as a fiscal and accounting entity with a self-balancing set of accounts. The funds of the School District are divided into three categories, governmental, proprietary and fiduciary.

**Governmental Funds** The School District classifies funds financed primarily from taxes, intergovernmental receipts (e.g. grants), and other nonexchange transactions as governmental funds. The School District's major funds are as follows:

**General Fund** The general fund accounts for and reports all financial resources not accounted for and reported in another fund. The general fund balance is available to the School District for any purpose provided it is expended or transferred according to the general laws of Ohio.



**NEW LEXINGTON SCHOOL DISTRICT  
PERRY COUNTY**

**NOTES TO THE BASIC FINANCIAL STATEMENTS  
FOR THE FISCAL YEAR ENDED JUNE 30, 2017**

---

---

**Note 2 - Summary of Significant Accounting Policies (Continued)**

***Debt Service Fund*** The debt service fund accounts for and reports property taxes restricted for the payment of outstanding long-term debt.

The other governmental funds of the School District account for and report grants and other resources whose use is restricted, committed or assigned to a particular purpose.

***Proprietary Funds*** The School District classifies funds financed primarily from user charges for goods or services as proprietary. Proprietary funds are classified as an internal service fund.

***Internal Service Fund*** Internal service funds account for the financing of services provided by one department or agency to other departments or agencies of the School District on a cost reimbursement basis. The School District maintains an internal service fund to account for its health insurance benefits and based on the internal service fund predominantly accounting for governmental functions, it has been combined with governmental activities within the government-wide financial statements.

***Fiduciary Funds*** Fiduciary fund reporting focuses on net position and changes in net position. The fiduciary fund category is split into four classifications: pension trust funds, investment trust funds, private purpose trust funds, and agency funds. Trust funds are used to account for assets held by the School District under a trust agreement for individuals, private organizations, or other governments and are not available to support the School District's own programs. The School District does not report trust fund accounts. Agency funds are custodial in nature. The School District's agency fund accounts for various student-managed activities.

***Basis of Accounting***

The School District's financial statements are prepared using the cash basis of accounting. Except for modifications having substantial support, receipts are recorded in the School District's financial records and reported in the financial statements when cash is received rather than when earned and disbursements are recorded when cash is paid rather than when a liability is incurred.

As a result of the use of this cash basis of accounting, certain assets and their related revenues (such as accounts receivable and revenue for billed or provided services not yet collected) and certain liabilities and their related expenses (such as accounts payable and expenses for goods or services received but not yet paid, and accrued expenses and liabilities) are not recorded in these financial statements.

**NEW LEXINGTON SCHOOL DISTRICT  
PERRY COUNTY**

**NOTES TO THE BASIC FINANCIAL STATEMENTS  
FOR THE FISCAL YEAR ENDED JUNE 30, 2017**

---

**Note 2 - Summary of Significant Accounting Policies (Continued)**

***Budgetary Process***

All funds, except agency funds, are legally required to be budgeted and appropriated. The major documents prepared are the certificate of estimated resources and the appropriations resolution all of which are prepared on the budgetary basis of accounting. The certificate of estimated resources establishes a limit on the amount the Board of Education may appropriate. The appropriations resolution is the Board's authorization to spend resources and sets annual limits on cash disbursements plus encumbrances at the level of control selected by the Board. The legal level of control has been established by the Board at the fund level for all funds. Budgetary allocations at the function and object level within all funds are made by the Treasurer.

The certificate of estimated resources may be amended during the fiscal year if projected increases or decreases in receipts are identified by the Treasurer. The amounts reported as the original budgeted amounts on the budgetary statements reflect the amounts on the certificate of estimated resources when the original appropriations were adopted. The amounts reported as the final budgeted amounts on the budgetary statements reflect the amounts on the amended certificate of estimated resources in effect at the time final appropriations were passed by the Board.

The appropriation resolution is subject to amendment throughout the year with the restriction that appropriations cannot exceed estimated resources. The amounts reported as the original budgeted amounts reflect the first appropriation resolution for that fund that covered the entire fiscal year, including amounts automatically carried forward from prior fiscal years. The amounts reported as the final budgeted amounts represent the final appropriation amounts passed by the Board during the fiscal year.

***Cash and Investments***

To improve cash management, cash received by the School District is pooled and invested. Monies for all funds are maintained in this pool. Individual fund integrity is maintained through School District records. Interest in the pool is presented as "Equity in Pooled Cash and Cash Equivalents".

The School District is self-insured through a fiscal agent. The money held by the fiscal agent cannot be identified as an investment or deposit, since it is held in a pool made up of numerous participants. The amount held by the fiscal agent at June 30, 2017 was \$599,172 which is not reported based on the School District reporting on the cash basis of accounting.

Investments of the School District's cash management pool and investments with an original maturity of three months or less at the time they are purchased by the School District are presented on the financial statements as cash equivalents. Investments with an initial maturity of more than three months that were not purchased from the pool are reported as investments.

Investments are reported as assets. Accordingly, purchases of investments are not recorded as disbursements, and sales of investments are not recorded as receipts. Gains or losses at the time of sale are recorded as receipts or negative receipts (contra revenue), respectively. At June 30, 2017 the School District did not report investments.

**NEW LEXINGTON SCHOOL DISTRICT  
PERRY COUNTY**

**NOTES TO THE BASIC FINANCIAL STATEMENTS  
FOR THE FISCAL YEAR ENDED JUNE 30, 2017**

---

**Note 2 - Summary of Significant Accounting Policies (Continued)**

Following Ohio statutes, the Board of Education has, by resolution, specified the funds to receive an allocation of interest earnings. Interest receipts credited to the General Fund during fiscal year 2017 was \$5,725.

***Restricted Assets***

Assets are reported as restricted when limitations on their use change the nature or normal understanding of the availability of the asset. Such constraints are either imposed by creditors, contributors, grantors, or laws of other governments, or are imposed by law through constitutional provisions or enabling legislation. The School District did not report restricted assets at June 30, 2017.

***Inventory and Prepaid Items***

The School District reports disbursements for inventory and prepaid items when paid. These items are not reflected as assets in the accompanying financial statements.

***Capital Assets***

Acquisitions of property, plant and equipment are recorded as disbursements when paid. These items are not reflected as assets in the accompanying financial statements.

***Accumulated Leave***

In certain circumstances, such as upon leaving employment or retirement, employees are entitled to cash payments for unused leave. Unpaid leave is not reflected as a liability under the School District's cash basis of accounting.

***Employer Contributions to Cost-Sharing Pension Plans***

The School District recognizes the disbursement for employer contributions to cost-sharing pension plans when they are paid. As described in Note 10, the employer contributions include portions for postretirement health care benefits.

***Pensions***

For purposes of measuring the net pension liability, information about the fiduciary net position of the pension plans and additions to/deductions from their fiduciary net position have been determined on the same basis as they are reported by the pension systems. For this purpose, benefit payments (including refunds of employee contributions) are recognized when due and payable in accordance with the benefit terms. The pension systems report investments at fair value.

***Long-Term Obligations***

The School District's cash basis financial statements do not report liabilities for bonds and other long-term obligations. Proceeds of debt are reported when cash is received and principal and interest payments are reported when paid.

**NEW LEXINGTON SCHOOL DISTRICT  
PERRY COUNTY**

**NOTES TO THE BASIC FINANCIAL STATEMENTS  
FOR THE FISCAL YEAR ENDED JUNE 30, 2017**

---

---

**Note 2 - Summary of Significant Accounting Policies (Continued)**

Since recording a capital asset when entering into a capital lease is not the result of a cash transaction, neither an other financing source nor capital outlay disbursement is reported at inception. Lease payments are reported when paid.

***Net Position***

Net position is reported as restricted when there are limitations imposed on their use through external restrictions imposed by creditors, grantors, or laws or regulations of other governments. None of the School District's net position was restricted by enabling legislation.

The School District's policy is to first apply restricted resources when a cash disbursement is incurred for purposes for which both restricted and unrestricted net position is available.

***Fund Balance***

Fund balance is divided into five classifications based primarily on the extent to which the School District is bound to observe constraints imposed upon the use of the resources in the governmental funds. The classifications are as follows:

***Nonspendable*** The nonspendable fund balance category includes amounts that cannot be spent because they are not in spendable form, or are legally or contractually required to be maintained intact. The "not in spendable form" criterion includes items that are not expected to be converted to cash.

***Restricted*** Fund balance is reported as restricted when constraints placed on the use of resources are either externally imposed by creditors (such as through debt covenants), grantors, contributors, or laws or regulations of other governments; or is imposed by law through constitutional provisions.

***Committed*** The committed fund balance classification includes amounts that can be used only for the specific purposes imposed by a formal action (resolution) of the School District Board of Education. Those committed amounts cannot be used for any other purpose unless the School District Board of Education removes or changes the specified use by taking the same type of action (resolution) it employed to previously commit those amounts. Committed fund balance also incorporates contractual obligations to the extent that existing resources in the fund have been specifically committed for use in satisfying those contractual requirements.

***Assigned*** Amounts in the assigned fund balance classification are intended to be used by the Center for specific purposes, but do not meet the criteria to be classified as restricted nor committed. In governmental funds other than the general fund, assigned fund balance represents the remaining amount that is not restricted or committed. In the general fund, assigned amounts represent intended uses established by policies of the Board of Education, which includes giving the Treasurer the authority to constrain monies for intended purposes.

***Unassigned*** Unassigned fund balance is the residual classification for the general fund and includes amounts not contained in the other classifications. In other governmental funds, the unassigned classification is used only to report a deficit balance.

**NEW LEXINGTON SCHOOL DISTRICT  
PERRY COUNTY**

**NOTES TO THE BASIC FINANCIAL STATEMENTS  
FOR THE FISCAL YEAR ENDED JUNE 30, 2017**

---

**Note 2 - Summary of Significant Accounting Policies (Continued)**

The School District applies restricted resources first when disbursements are incurred for purposes for which either restricted or unrestricted (committed, assigned, and unassigned) amounts are available. Similarly, within unrestricted fund balance, committed amounts are reduced first followed by assigned, and then unassigned amounts when disbursements are incurred for purposes for which amounts in any of the unrestricted fund balance classifications could be used.

***Interfund Transactions***

Transfers between governmental and business-type activities on the government-wide financial statements are reported in the same manner as general receipts. The School District does not have business-type activities.

Exchange transactions between funds are reported as receipts in the seller funds and as disbursements in the purchaser funds. Subsidies from one fund to another without a requirement for repayment are reported as interfund transfers. Interfund transfers are reported as other financing sources/uses in governmental funds and after nonoperating receipts/cash disbursements in proprietary funds. Repayments from funds responsible for particular cash disbursements to the funds that initially paid for them are not presented in the financial statements.

***Fair Value***

The School District categorizes its fair value measurements within the fair value hierarchy established by generally accepted accounting principles. The hierarchy is based on the valuation inputs used to measure the fair value of the asset. Level 1 inputs are quoted prices in active markets for identical assets; Level 2 inputs are significant other observable inputs; Level 3 inputs are significant unobservable inputs.

***Extraordinary and Special Items***

Extraordinary items are transactions or events that are both unusual in nature and infrequent in occurrence. Special items are transactions or events that are within the control of management and are either unusual in nature or infrequent in occurrence. The School District did not incur extraordinary or special items during the fiscal year.

**Note 3 – Compliance**

**Compliance**

Ohio Administrative Code Section 117-2-03(B) requires the School District to prepare its annual financial report in accordance with accounting principles generally accepted in the United States of America. However, the School District has prepared its financial statements on the cash basis which is a comprehensive basis of accounting other than accounting principles generally accepted in the United States of America. The accompanying financial statements omit assets, liabilities, net position/fund balances, and disclosures that, while material, cannot be determined at this time. The School District can be fined and various other administrative remedies may be taken against the School District.

**NEW LEXINGTON SCHOOL DISTRICT  
PERRY COUNTY**

**NOTES TO THE BASIC FINANCIAL STATEMENTS  
FOR THE FISCAL YEAR ENDED JUNE 30, 2017**

**Note 4 - Budgetary Basis of Accounting**

The budgetary basis as provided by law is based upon accounting for certain transactions on the basis of cash receipts, disbursements, and encumbrances. The Statement of Receipts, Disbursements and Changes in Fund Balance – Budget and Actual – Budgetary Basis presented for the general fund is prepared on the budgetary basis to provide a meaningful comparison of actual results with the budget. The difference between the budgetary basis and the cash basis is outstanding year end encumbrances are treated as cash disbursements (budgetary basis) rather than as restricted, committed or assigned fund balance cash basis).

In addition, differences may exist based on fund type reporting criteria between the cash basis financial statements and budgetary basis financial statements. The budgetary comparison information presented at June 30, 2017 for the General Fund represents the legally adopted budget for the these funds without modification for the funds no longer meeting certain fund criteria. In prior fiscal years, the School District implemented GASB Statement No. 54, *Fund Balance Reporting and Government Fund Type Definitions*, which changed the reporting requirements of the School District’s Public School Support Fund and Uniform School Supply Fund as these funds no longer meet the Special Revenue Fund type criteria for reporting in the fiscal year-end external financial statements. As such, these funds are presented as part of the School District’s General Fund in the fiscal year-end financial statements.

	General Fund
Change in Fund Balance	(\$562,075)
Public School Support Fund	34,079
Encumbrances	(73,044)
Change in Fund Balance - Budgetary Basis	(\$601,040)

**Note 5 – Deposits and Investments**

Monies held by the School District are classified by State statute into three categories.

Active deposits are public deposits determined to be necessary to meet current demands upon the School District treasury. Active monies must be maintained either as cash in the School District treasury, in commercial accounts payable or withdrawable on demand, including negotiable order of withdrawal (NOW) accounts, or in money market deposit accounts.

Inactive deposits are public deposits that the Board has identified as not required for use within the current five year period of designation of depositories. Inactive deposits must either be evidenced by certificates of deposit maturing not later than the end of the current period of designation of depositories, or by savings or deposit accounts including, but not limited to, passbook accounts.

Interim deposits are deposits of interim monies. Interim monies are those monies which are not needed for immediate use but which will be needed before the end of the current period of designation of depositories. Interim deposits must be evidenced by time certificates of deposit maturing not more than one year from the date of deposit or by savings or deposit accounts, including passbook accounts.

**NEW LEXINGTON SCHOOL DISTRICT  
PERRY COUNTY**

**NOTES TO THE BASIC FINANCIAL STATEMENTS  
FOR THE FISCAL YEAR ENDED JUNE 30, 2017**

---

**Note 5 – Deposits and Investments (Continued)**

Interim monies held by the School District can be deposited or invested in the following securities:

1. United States Treasury bills, bonds, notes, or any other obligation or security issued by the United States Treasury, or any other obligation guaranteed as to principal and interest by the United States;
2. Bonds, notes, debentures, or any other obligation or security issued by any federal government agency or instrumentality including, but not limited to, the Federal National Mortgage Association, Federal Home Loan Bank, Federal Farm Credit Bank, Federal Home Loan Mortgage Corporation, Government National Mortgage Association, and Student Loan Marketing Association. All federal agency securities shall be direct issuances of federal government agencies or institutions.
3. Written repurchase agreements in the securities listed above provided the market value of the securities subject to the repurchase agreement must exceed the principal value of the agreement by at least two percent and be marked to market daily, and the term of the agreement must not exceed thirty days;
4. Bonds and other obligations of the State of Ohio or Ohio local governments;
5. Time certificates of deposit or savings or deposit accounts including, but not limited to, passbook accounts;
6. No-load money market mutual funds consisting exclusively of obligations described in division (1) or (2) and repurchase agreements secured by such obligations, provided that investments in securities described in this division are made only through eligible institutions;
7. The State Treasurer's investment pool (STAR Ohio).

Investments in stripped principal or interest obligations, reverse repurchase agreements, and derivatives are prohibited. The issuance of taxable notes for the purpose of arbitrage, the use of leverage, and short selling are also prohibited. An investment must mature within five years from the date of purchase, unless matched to a specific obligation or debt of the School District, and must be purchased with the expectation that it will be held to maturity.

***Deposits***

Custodial credit risk for deposits is the risk that in the event of bank failure, the School District will not be able to recover deposits or collateral securities that are in the possession of an outside party.

At fiscal year end, the carrying amount of all School District deposits was \$3,510,120 and \$3,299,914 of the School District's bank balance of \$3,549,914 was exposed to custodial credit risk because it was uninsured and collateralized with securities held by the pledging financial institution's trust department or agent, but not in the School District's name.

**NEW LEXINGTON SCHOOL DISTRICT  
PERRY COUNTY**

**NOTES TO THE BASIC FINANCIAL STATEMENTS  
FOR THE FISCAL YEAR ENDED JUNE 30, 2017**

**Note 5 – Deposits and Investments (Continued)**

*Investments*

The School District did not hold investments during the fiscal year.

**Note 6 - Property Taxes**

Property taxes are levied and assessed on a calendar year basis while the School District fiscal year runs from July through June. First half tax collections are received by the School District in the second half of the fiscal year. Second half tax distributions occur in the first half of the following fiscal year.

Property taxes include amounts levied against all real and public utility property located in the School District. Real property tax revenue received in calendar 2017 represents collections of calendar year 2016 taxes. Real property taxes received in calendar year 2017 were levied after April 1, 2016, on the assessed value listed as of January 1, 2016, the lien date. Assessed values for real property taxes are established by State law at 35 percent of appraised market value. Real property taxes are payable annually or semi-annually. If paid annually, payment is due December 31; if paid semi-annually, the first payment is due December 31 with the remainder payable by June 20. Under certain circumstances, State statute permits alternate payment dates to be established.

Public utility property tax revenue received in calendar 2017 represents collections of calendar year 2016 taxes. Public utility real and tangible personal property taxes received in calendar year 2016 became a lien December 31, 2016, were levied after April 1, 2017 and are collected in 2017 with real property taxes. Public utility real property is assessed at 35 percent of true value; public utility tangible personal property currently is assessed at varying percentages of true value.

The School District receives property taxes from Perry County. The County Auditor periodically advances to the School District its portion of the taxes collected. Second-half real property tax payments collected by the County by June 30, 2017, are available to finance fiscal year 2017 operations. The amount available to be advanced can vary based on the date the tax bills are sent.

The assessed values upon which the fiscal year 2017 taxes were collected are:

	2016 Second Half Collections		2017 First Half Collections	
	Amount	Percent	Amount	Percent
Real Estate	\$138,069,540	89.05%	\$138,727,480	88.86%
Public Utility Personal Property	16,983,030	10.95%	17,396,850	11.14%
<b>Total</b>	<b>\$155,052,570</b>	<b>100.00%</b>	<b>\$156,124,330</b>	<b>100.00%</b>

Full Tax Rate per \$1,000  
of assessed valuation                      \$31.60



**NEW LEXINGTON SCHOOL DISTRICT  
PERRY COUNTY**

**NOTES TO THE BASIC FINANCIAL STATEMENTS  
FOR THE FISCAL YEAR ENDED JUNE 30, 2017**

**Note 7 - Interfund Advances**

Interfund balances at June 30, 2017, as reported on the fund financial statements consist of the following individual interfund advances:

<u>Advances In</u>	<u>Advances Out</u>	<u>Amount</u>
General	Other Governmental Funds	\$ 107,539
Other Governmental Funds	General Fund	<u>262,666</u>
	Total	<u><u>\$ 370,205</u></u>

The primary purpose of the interfund balances is to cover costs in specific funds where receipts were not received by June 30. These interfund balances will be repaid once the anticipated receipts are received. All interfund balances are expected to be repaid within one year. Interfund balances between governmental funds are eliminated on the government-wide financial statements.

**Note 8 - Risk Management**

**A. Workers' Compensation**

For fiscal year 2017, the School District participated in the Ohio School Boards Association Workers' Compensation Group Rating Plan (Plan), an insurance purchasing pool. The Plan is intended to achieve the benefit of a reduced premium for the School District by virtue of its grouping and representation with other participants in the Plan. The workers' compensation experience of the participating members is calculated as one experience and a common premium rate is applied to all members in the Plan. Each member pays its workers' compensation premium to the State based on the rate for the Plan rather than its individual rate. Total savings are then calculated and each participant's individual performance is compared to the overall savings percentage of the Plan. A participant will then either receive money from or be required to contribute to the "Equity Pooling Fund".

This "equity pooling" arrangement insures that each participant shares equally in the overall performance of the Plan. Participation in the Plan is limited to participants that can meet the Plan's selection criteria. The firm of Gates McDonald & Co. provides administrative, cost control and actuarial services to the Plan.

**B. Property and Liability Insurance**

The School District is exposed to various risks of loss related to torts; theft of, damage to, and destruction of assets; errors and omissions; injuries to employees; and natural disasters. During fiscal year 2017, the School District contracted with the Ohio School Plan for the following insurance coverage:

**NEW LEXINGTON SCHOOL DISTRICT  
PERRY COUNTY**

**NOTES TO THE BASIC FINANCIAL STATEMENTS  
FOR THE FISCAL YEAR ENDED JUNE 30, 2017**

**Note 8 - Risk Management (Continued)**

Type of Coverage	Deductible	Coverage
Property	\$1,000	\$71,615,346
General Liability, in aggregate		4,000,000
General Liability, per occurrence		2,000,000
Bodily Injury, per person		2,000,000
Bodily Injury, per accident		2,000,000
Property Damage		2,000,000
Uninsured Motorist, per person		250,000
Uninsured Motorist, per accident		250,000

Settled claims have not exceeded this commercial coverage in any of the past three fiscal years, and there has been no significant reduction in insurance coverage from the prior fiscal year.

**C. Employee Medical Benefits**

Medical/surgical, prescription drug, vision and dental insurance are offered to employees through a self-insurance Internal Service Fund. Aggregate stop-loss claims are covered based on 125 percent of expected claims per year. After that, stop-loss covers up to a lifetime maximum of \$1,000,000 per individual. Settled claims have not exceeded this coverage in any of the past three fiscal years.

Beginning in calendar year 2015, the School District became a member of the South Central Ohio Insurance Consortium (SCOIC), an insurance purchasing pool and the School District's fiscal agent. SCOIC is a risk sharing, claims servicing, and insurance purchasing pool for medical, dental, and prescription drug coverage on a self-insured basis. SCOIC contracts with Employees Benefits Management Corporation (EBMC) to service the claims of SCOIC members. The SCOIC members are considered self-insured and pay a monthly premium that is actuarially calculated based on the participants' actual claims experience which are utilized for the payment of claims within the claims servicing pool up to the self-insurance deductible limit; and for this portion of the plan, all plan participants retain their own risk. An additional fee is paid for participation in the internal pool that is based on claims of the internal pool in aggregate and is not based on individual claims experience. In the event of a deficiency in the internal pool, participants would be charged a higher rate for participations, and in the event of a surplus, the internal pool pays a dividend to the participants.

SCOIC members participated in the shared risk pool through the Jefferson Health Plan (JHP) for a period of July 1, 2016 – June 30, 2019. SCOIC is responsible for claims from \$75,000 to \$200,000. SCOIC is in a participating agreement with JHP for claims from \$200,000 through \$500,000. JHP provides stop loss coverage from \$500,000 to \$1,500,000. Sun Life provides stop loss coverage above \$1,500,000.

In the event that the School District would withdraw from SCOIC, the School District would be required to give 180 day notice prior to the end of their three year contract, be responsible for all run-out claims, and would have no rights to share any surplus funds of SCOIC. SCOIC will be staying with Jefferson Health Plan for stop-loss insurance through June 30, 2019.

**NEW LEXINGTON SCHOOL DISTRICT  
PERRY COUNTY**

**NOTES TO THE BASIC FINANCIAL STATEMENTS  
FOR THE FISCAL YEAR ENDED JUNE 30, 2017**

---

**Note 8 - Risk Management (Continued)**

During the fiscal year, employees of the School District were covered by the School District’s medical/surgical and dental self-insurance plan (the Plan). A summary of cash and cash equivalents and claim liabilities that existed at June 30, 2017 and 2016 are as follows:

	<u>Balance at June 30, 2017</u>	<u>Balance at June 30, 2016</u>
Cash and Cash Equivalents:	\$636,953	\$1,070,724
Claims Liability at June 30:	1,693,163	1,381,179
Cash with Fiscal Agent at June 30:	599,172	0

**Note 9 - Defined Benefit Pension Plans**

*Net Pension Liability*

During fiscal year 2015, the School District adopted Governmental Accounting Standards Board (GASB) Statement No. 68, “Accounting and Financial Reporting for Pensions” and GASB Statement No. 71, “Pension Transition for Contributions Made Subsequent to the Measurement Date—an amendment of GASB Statement No. 68” were effective. Based on the School District reporting on the cash basis of accounting, these GASB pronouncements have no effect on net position as reported June 30, 2017, as the net pension liability is not reported in the accompanying financial statements. The net pension liability has been disclosed below.

Pensions are a component of exchange transactions—between an employer and its employees—of salaries and benefits for employee services. Pensions are provided to an employee—on a deferred-payment basis—as part of the total compensation package offered by an employer for employee services each financial period.

The net pension liability represents the School District’s proportionate share of each pension plan’s collective actuarial present value of projected benefit payments attributable to past periods of service, net of each pension plan’s fiduciary net position. The net pension liability calculation is dependent on critical long-term variables, including estimated average life expectancies, earnings on investments, cost of living adjustments and others. While these estimates use the best information available, unknowable future events require adjusting this estimate annually.

Ohio Revised Code limits the School District’s obligation for this liability to annually required payments. The School District cannot control benefit terms or the manner in which pensions are financed; however, the School District does receive the benefit of employees’ services in exchange for compensation including pension.

GASB 68 assumes the liability is solely the obligation of the employer, because (1) they benefit from employee services; and (2) State statute requires all funding to come from these employers.

**NEW LEXINGTON SCHOOL DISTRICT  
PERRY COUNTY**

**NOTES TO THE BASIC FINANCIAL STATEMENTS  
FOR THE FISCAL YEAR ENDED JUNE 30, 2017**

**Note 9 - Defined Benefit Pension Plans (Continued)**

All contributions to date have come solely from these employers (which also includes costs paid in the form of withholdings from employees). State statute requires the pension plans to amortize unfunded liabilities within 30 years. If the amortization period exceeds 30 years, each pension plan's board must propose corrective action to the State legislature. Any resulting legislative change to benefits or funding could significantly affect the net pension liability. Resulting adjustments to the net pension liability would be effective when the changes are legally enforceable.

***Plan Description - School Employees Retirement System (SERS)***

Plan Description – School District non-teaching employees participate in SERS, a cost-sharing multiple-employer defined benefit pension plan administered by SERS. SERS provides retirement, disability and survivor benefits, annual cost-of-living adjustments, and death benefits to plan members and beneficiaries. Authority to establish and amend benefits is provided by Ohio Revised Code Chapter 3309. SERS issues a publicly available, stand-alone financial report that includes financial statements, required supplementary information and detailed information about SERS' fiduciary net position. That report can be obtained by visiting the SERS website at [www.ohsers.org](http://www.ohsers.org) under Employers/Audit Resources.

Age and service requirements for retirement are as follows:

	Eligible to Retire on or before August 1, 2017 *	Eligible to Retire on or after August 1, 2017
Full Benefits	Any age with 30 years of service credit	Age 67 with 10 years of service credit; or Age 57 with 30 years of service credit
Actuarially Reduced Benefits	Age 60 with 5 years of service credit Age 55 with 25 years of service credit	Age 62 with 10 years of service credit; or Age 60 with 25 years of service credit

\* Members with 25 years of service credit as of August 1, 2017, will be included in this plan.

Annual retirement benefits are calculated based on final average salary multiplied by a percentage that varies based on year of service; 2.2 percent for the first thirty years of service and 2.5 percent for years of service credit over 30. Final average salary is the average of the highest three years of salary.

One year after an effective benefit date, a benefit recipient is entitled to a three percent cost-of-living adjustment (COLA). This same COLA is added each year to the base benefit amount on the anniversary date of the benefit.

Funding Policy – Plan members are required to contribute 10 percent of their annual covered salary and the School District is required to contribute 14 percent of annual covered payroll. The contribution requirements of plan members and employers are established and may be amended by the SERS' Retirement Board up to statutory maximum amounts of 10 percent for plan members and 14 percent for employers. The Retirement Board, acting with the advice of the actuary, allocates the employer contribution rate among four of the System's funds (Pension Trust Fund, Death Benefit Fund, Medicare B Fund, and Health Care Fund). For the fiscal year ended June 30, 2017, the allocation to pension, death benefits, and Medicare B was 14 percent. The School District not allocate a portion of the employer contribution rate to the Health Care Fund.

**NEW LEXINGTON SCHOOL DISTRICT  
PERRY COUNTY**

**NOTES TO THE BASIC FINANCIAL STATEMENTS  
FOR THE FISCAL YEAR ENDED JUNE 30, 2017**

---

**Note 9 - Defined Benefit Pension Plans (Continued)**

The School District's contractually required contribution to SERS was \$336,982 for fiscal year 2017.

***Plan Description - State Teachers Retirement System (STRS)***

Plan Description – School District licensed teachers and other faculty members participate in STRS Ohio, a cost-sharing multiple-employer public employee retirement system administered by STRS. STRS provides retirement and disability benefits to members and death and survivor benefits to beneficiaries. STRS issues a stand-alone financial report that includes financial statements, required supplementary information and detailed information about STRS' fiduciary net position. That report can be obtained by writing to STRS, 275 E. Broad St., Columbus, OH 43215-3771, by calling (888) 227-7877, or by visiting the STRS Web site at [www.strsoh.org](http://www.strsoh.org).

New members have a choice of three retirement plans; a Defined Benefit (DB) Plan, a Defined Contribution (DC) Plan and a Combined Plan. Benefits are established by Ohio Revised Code Chapter 3307. The DB plan offers an annual retirement allowance based on final average salary multiplied by a percentage that varies based on years of service.

Effective August 1, 2015, the calculation will be 2.2 percent of final average salary for the five highest years of earnings multiplied by all years of service. With certain exceptions, the basic benefit is increased each year by two percent of the original base benefit. For members retiring August 1, 2013, or later, the first two percent is paid on the fifth anniversary of the retirement benefit. Members are eligible to retire at age 60 with five year of qualifying service credit, or age 55 with 25 years of service, or 30 years of service regardless of age. Age and service requirements for retirement will increase effective August 1, 2015, and will continue to increase periodically until they reach age 60 with 35 years of service or age 65 with five year of service on August 1, 2026.

The DC Plan allows members to place all their member contributions and 9.5 percent of the 14 percent employer contributions into an investment account. Investment allocation decisions are determined by the member. The remaining 4.5 percent of the 14 percent employer rate is allocated to the defined benefit unfunded liability. A member is eligible to receive a retirement benefit at age 50 and termination of employment. The member may elect to receive a lifetime monthly annuity or a lump sum withdrawal.

The Combined Plan offers features of both the DB Plan and the DC Plan. In the Combined Plan, member contributions are allocated among investment choices by the member, and employer contributions are used to fund the defined benefit payment at a reduced level from the regular DB Plan.

The defined benefit portion of the Combined Plan payment is payable to a member on or after age 60 with five years of services. The defined contribution portion of the account may be taken as a lump sum payment or converted to a lifetime monthly annuity at age 50.

New members who choose the DC plan or Combined Plan will have another opportunity to reselect a permanent plan during their fifth year of membership. Members may remain in the same plan or transfer to another STRS plan. The optional annuitization of a member's defined contribution account or the defined contribution portion of a member's Combined Plan account to a lifetime benefit results in STRS bearing the risk of investment gain or loss on the account. STRS has therefore included all three plan options as one defined benefit plan for GASB 68 reporting purposes.

**NEW LEXINGTON SCHOOL DISTRICT  
PERRY COUNTY**

**NOTES TO THE BASIC FINANCIAL STATEMENTS  
FOR THE FISCAL YEAR ENDED JUNE 30, 2017**

**Note 9 - Defined Benefit Pension Plans (Continued)**

A DB or Combined Plan member with five or more years of credited service who is determined to be disabled may qualify for a disability benefit. Eligible survivors of members who die before service retirement may qualify for monthly benefits.

New members on or after July 1, 2013, must have at least ten years of qualifying service credit that apply for disability benefits. Members in the DC Plan who become disabled are entitled only to their account balance. If a member of the DC Plan dies before retirement benefits begin, the member's designated beneficiary is entitled to receive the member's account balance.

Funding Policy – Employer and member contribution rates are established by the State Teachers Retirement Board and limited by Chapter 3307 of the Ohio Revised Code. The statutory maximum employee contribution rate was increased one percent July 1, 2014, and will be increased one percent each year until it reaches 14 percent on July 1, 2016. For the fiscal year ended June 30, 2016, plan members were required to contribute 13 percent of their annual covered salary. The School District was required to contribute 14 percent; the entire 14 percent was the portion used to fund pension obligations. The fiscal year 2017 contribution rates were equal to the statutory maximum rates.

The School District's contractually required contributions to STRS were \$1,140,831 for fiscal year 2017.

***Net Pension Liability***

The net pension liability was measured as of June 30, 2016, and the total pension liability used to calculate the net pension liability was determined by an actuarial valuation as of that date. The School District's proportion of the net pension liability was based on the School District's share of contributions to the pension plan relative to the projected contributions of all participating entities. Following is information related to the proportionate share:

	<u>SERS</u>	<u>STRS</u>	<u>Total</u>
Proportionate Share of the Net Pension Liability	\$5,370,175	\$23,098,207	\$28,468,382
Proportion of the Net Pension Liability	0.07337230%	0.06900546%	

***Actuarial Assumptions - SERS***

SERS' total pension liability was determined by their actuaries in accordance with GASB Statement No. 67, as part of their annual actuarial valuation for each defined benefit retirement plan. Actuarial valuations of an ongoing plan involve estimates of the value of reported amounts (e.g., salaries, credited service) and assumptions about the probability of occurrence of events far into the future (e.g., mortality, disabilities, retirements, employment termination). Actuarially determined amounts are subject to continual review and potential modifications, as actual results are compared with past expectations and new estimates are made about the future.

**NEW LEXINGTON SCHOOL DISTRICT  
PERRY COUNTY**

**NOTES TO THE BASIC FINANCIAL STATEMENTS  
FOR THE FISCAL YEAR ENDED JUNE 30, 2017**

---

**Note 9 - Defined Benefit Pension Plans (Continued)**

Projections of benefits for financial reporting purposes are based on the substantive plan (the plan as understood by the employers and plan members) and include the types of benefits provided at the time of each valuation and the historical pattern of sharing benefit costs between the employers and plan members to that point. The projection of benefits for financial reporting purposes does not explicitly incorporate the potential effects of legal or contractual funding limitations.

Actuarial calculations reflect a long-term perspective. For a newly hired employee, actuarial calculations will take into account the employee's entire career with the employer and also take into consideration the benefits, if any, paid to the employee after termination of employment until the death of the employee and any applicable contingent annuitant. In many cases actuarial calculations reflect several decades of service with the employer and the payment of benefits after termination.

Key methods and assumptions used in calculating the total pension liability in the latest actuarial valuation, prepared as of June 30, 2016, are presented below:

Wage Inflation	3 percent
Future Salary Increases, including inflation	3.50 percent to 18.2 percent
COLA or Ad Hoc COLA	3 percent
Investment Rate of Return	7.5 percent net of investments expense, including inflation
Actuarial Cost Method	Entry Age Normal

For post-retirement mortality, the table used in evaluating allowances to be paid is the 1994 Group Annuity Mortality Table set back one year for both men and women. Special mortality tables are used for the period after disability retirement.

The most recent experience study was completed June 30, 2010.

The long-term return expectation for the Pension Plan Investments has been determined using a building-block approach and assumes a time horizon, as defined in SERS' *Statement of Investment Policy*. A forecasted rate of inflation serves as the baseline for the return expectation. Various real return premiums over the baseline inflation rate have been established for each asset class. The long-term expected nominal rate of return has been determined by calculating a weighted averaged of the expected real return premiums for each asset class, adding the projected inflation rate, and adding the expected return from rebalancing uncorrelated asset classes. The target allocation and best estimates of arithmetic real rates of return for each major assets class are summarized in the following table:

**NEW LEXINGTON SCHOOL DISTRICT  
PERRY COUNTY**

**NOTES TO THE BASIC FINANCIAL STATEMENTS  
FOR THE FISCAL YEAR ENDED JUNE 30, 2017**

**Note 9 - Defined Benefit Pension Plans (Continued)**

Asset Class	Target Allocation	Long Term Exp Real Rate of Re
Cash	1.00 %	0.00
US Stocks	22.50	4.75
Non-US Stocks	22.50	7.00
Fixed Income	19.00	1.50
Private Equity	10.00	8.00
Real Assets	15.00	5.00
Multi-Asset Strategies	10.00	3.00
Total	100.00 %	

**Discount Rate** The total pension liability was calculated using the discount rate of 7.5 percent. The projection of cash flows used to determine the discount rate assumed the contributions from employers and from the members would be computed based on contribution requirements as stipulated by State statute. Projected inflows from investment earning were calculated using the long-term assumed investment rate of return (7.5 percent). Based on those assumptions, the plan's fiduciary net position was projected to be available to make all future benefit payments of current plan members. Therefore, the long-term expected rate of return on pension plan investments was applied to all periods of projected benefits to determine the total pension liability.

**Sensitivity of the School District's Proportionate Share of the Net Pension Liability to Changes in the Discount Rate** Net pension liability is sensitive to changes in the discount rate, and to illustrate the potential impact the following table presents the net pension liability calculated using the discount rate of 7.5 percent, as well as what each plan's net pension liability would be if it were calculated using a discount rate that is one percentage point lower (6.5 percent), or one percentage point higher (8.5 percent) than the current rate.

	1% Decrease (6.5%)	Current Discount Rate (7.5%)	1% Increase (8.5%)
School District's proportionate share of the net pension liability	\$7,109,777	\$5,370,175	\$3,914,056

**Actuarial Assumptions - STRS**

The total pension liability in the June 30, 2016, actuarial valuation was determined using the following actuarial assumptions, applied to all periods included in the measurement:

Inflation	2.75 percent
Projected salary increases	12.25% at age 20 to 2.75% at age 70
Investment Rate of Return	7.75 percent, net of investment expenses
Cost-of-Living Adjustments (COLA)	2 percent simple applied as follows: for members retiring before August 1, 2013, 2 percent per year; for members retiring August 1, 2013, or later, 2 percent COLA paid on fifth anniversary of retirement date.



**NEW LEXINGTON SCHOOL DISTRICT  
PERRY COUNTY**

**NOTES TO THE BASIC FINANCIAL STATEMENTS  
FOR THE FISCAL YEAR ENDED JUNE 30, 2017**

**Note 9 - Defined Benefit Pension Plans (Continued)**

Mortality rates were based on the RP-2000 Combined Mortality Table (Projection 2022—Scale AA) for Males and Females. Males’ ages are set-back two years through age 89 and no set-back for age 90 and above. Females younger than age 80 are set back four years, one year set back from age 80 through 89 and not set back from age 90 and above.

Actuarial assumptions used in the June 30, 2016, valuation are based on the results of an actuarial experience study, effective July 1, 2012.

The 10 year expected real rate of return on pension plan investments was determined by STRS’ investment consultant by developing best estimates of expected future real rates of return for each major asset class. The target allocation and best estimates of geometric real rates of return for each major asset class are summarized as follows:

Asset Class	Target Allocation	Long Term Expected Real Rate of Return
Domestic Equity	31.00 %	8.00 %
International Equity	26.00	7.85
Alternatives	14.00	8.00
Fixed Income	18.00	3.75
Real Estate	10.00	6.75
Liquidity Reserves	1.00	3.00
Total	100.00 %	

**Discount Rate** The discount rate used to measure the total pension liability was 7.75 percent as of June 30, 2016. The projection of cash flows used to determine the discount rate assumes member and employer contributions will be made at the statutory contribution rates in accordance with rate increases described above. For this purpose, only employer contributions that are intended to fund benefits of current plan members and their beneficiaries are included. Projected employer contributions that are intended to fund the service costs of future plan members and their beneficiaries, as well as projected contributions from future plan members, are not included. Based on those assumptions, STRS’ fiduciary net position was projected to be available to make all projected future benefit payments to current plan members as of June 30, 2016. Therefore, the long-term expected rate of return on pension plan investments of 7.75 percent was applied to all periods of projected benefit payment to determine the total pension liability as of June 30, 2016.

**Sensitivity of the School District's Proportionate Share of the Net Pension Liability to Changes in the Discount Rate** The following table presents the School District's proportionate share of the net pension liability calculated using the current period discount rate assumption of 7.75 percent, as well as what the School District's proportionate share of the net pension liability would be if it were calculated using a discount rate that is one-percentage-point lower (6.75 percent) or one-percentage-point higher (8.75 percent) than the current rate:

**NEW LEXINGTON SCHOOL DISTRICT  
PERRY COUNTY**

**NOTES TO THE BASIC FINANCIAL STATEMENTS  
FOR THE FISCAL YEAR ENDED JUNE 30, 2017**

**Note 9 - Defined Benefit Pension Plans (Continued)**

	1% Decrease (6.75%)	Current Discount Rate (7.75%)	1% Increase (8.75%)
School District's proportionate share of the net pension liability	\$30,695,641	\$23,098,207	\$16,689,325

**Note 10 - Postemployment Benefits**

***State Teachers Retirement System***

Plan Description – The School District participates in the cost-sharing multiple-employer defined benefit Health Plan administered by the State Teachers Retirement System of Ohio (STRS) for eligible retirees who participated in the defined benefit or combined pension plans offered by STRS. Ohio law authorizes STRS to offer this plan. Benefits include hospitalization, physicians’ fees, prescription drugs and reimbursement of monthly Medicare Part B premiums. The Plan is included in the report of STRS which can be obtained by visiting [www.strsoh.org](http://www.strsoh.org) or by calling (888) 227-7877.

Funding Policy – Ohio Revised Code Chapter 3307 authorizes STRS Ohio to offer the Plan and gives the Retirement Board authority over how much, if any, of the health care costs will be absorbed by STRS. Active employee members do not contribute to the Health Care Plan. All benefit recipients, for the most recent year, pay a monthly premium. Under Ohio law, funding for post-employment health care may be deducted from employer contributions. For fiscal year 2017, STRS did not allocate any employer contributions to post-employment health care. The School District’s contributions for health care for the fiscal years ended June 30, 2017, 2016, and 2015 were \$0, \$0, and \$0, respectively. The full amount has been contributed for fiscal years 2017, 2016 and 2015.

***School Employees Retirement System***

Health Care Plan Description - The School District contributes to the SERS Health Care Fund, administered by SERS for non-certificated retirees and their beneficiaries. For GASB 45 purposes, this plan is considered a cost-sharing, multiple-employer, defined benefit other postemployment benefit (OPEB) plan. The Health Care Plan includes hospitalization and physicians’ fees through several types of plans including HMO’s, PPO’s, Medicare Advantage, and traditional indemnity plans as well as a prescription drug program. The financial report of the Plan is included in the SERS Comprehensive Annual Financial Report which can be obtained on SERS’ website at [www.ohsers.org](http://www.ohsers.org) under Employers/Audit Resources.

Access to health care for retirees and beneficiaries is permitted in accordance with Section 3309 of the Ohio Revised Code.

Sections 3309.375 and 3309.69 of the Ohio Revised Code permit SERS to offer health care benefits to eligible retirees and beneficiaries. SERS’ Retirement Board reserves the right to change or discontinue any health plan or program. SERS offers several types of health plans from various vendors, including HMOs, PPOs, Medicare Advantage and traditional indemnity plans. A prescription drug program is also available to those who elect health coverage. SERS employs two third-party administrators and a pharmacy benefit manager to manage the self-insurance and prescription drug plans, respectively.

**NEW LEXINGTON SCHOOL DISTRICT  
PERRY COUNTY**

**NOTES TO THE BASIC FINANCIAL STATEMENTS  
FOR THE FISCAL YEAR ENDED JUNE 30, 2017**

**Note 10 - Postemployment Benefits (Continued)**

The Ohio Revised Code provides the statutory authority to fund SERS' postemployment benefits through employer contributions. Active members do not make contributions to the postemployment benefit plan.

The Health Care Fund was established under, and is administered in accordance with Internal Revenue Code Section 105(e). Each year after the allocation for statutorily required pensions and benefits, the Retirement Board may allocate the remainder of the employer 14% contribution to the Health Care Fund in accordance with the funding policy. For the fiscal year ended June 30, 2017, the health care allocation is 0.00%. An additional health care surcharge on employers is collected for employees earning less than an actuarially determined minimum compensation amount, pro-rated if less than a full year of service credit was earned. By statute no employer shall pay a health care surcharge greater than 2.0% of that employer's SERS-covered payroll; nor may SERS collect in aggregate more than 1.5% of the total statewide SERS-covered payroll for the health care surcharge. For fiscal year 2017, the minimum compensation level was established at \$23,500. The surcharge, added to the unallocated portion of the 14% employer contribution rate is the total amount assigned to the Health Care Fund. The School District contributions assigned to health care for the fiscal years ended June 30, 2017, 2016, and 2015 were \$36,149, \$49,397, and \$52,441, respectively.

**Note 11 - Debt**

The changes in the School District's long-term debt during fiscal year 2017 were as follows:

	Outstanding June 30, 2016	Additions	Deletions	Outstanding June 30, 2017	Due Within One Year
<b>Governmental Activities</b>					
2008 General Obligation					
Refunding Bonds - 4% - 4.4%	\$1,199,996	\$0	(\$240,000)	\$959,996	\$250,000
2012 Certificate of Participation					
Lease - 6.5%	2,195,000	0	(170,000)	2,025,000	175,000
2014 Certificate of Participation					
Lease - 1% - 3.5%	1,280,000	0	(105,000)	1,175,000	105,000
2016 Certificate of Participation					
Lease - 3.87%	830,000	0	(45,000)	785,000	45,000
<b>Total</b>	<b>\$5,504,996</b>	<b>\$0</b>	<b>(\$560,000)</b>	<b>\$4,944,996</b>	<b>\$575,000</b>

**2007 School Improvement General Obligation Refunding Bonds:** On October 16, 2007, the School District issued \$2,514,996 of general obligation refunding bonds with interest rates ranging from 4.0%-4.4% to refund a portion of the Classroom Facilities General Obligation Bonds. The bonds are being retired from the Bond Retirement Debt Service Fund from a voted tax levy.

**2012 Certificates of Participation Lease Purchase Financing Agreement:** On March 26, 2012, the School District entered into a lease financing purchase agreement totaling \$2,880,000 for the purpose of financing certain building improvements consisting of energy conservation improvements, including replacement of boilers and chillers, control upgrades, chilled water loop and other improvements. The lease purchase agreement is being retired from the General Fund from an unvoted tax levy.

**NEW LEXINGTON SCHOOL DISTRICT  
PERRY COUNTY**

**NOTES TO THE BASIC FINANCIAL STATEMENTS  
FOR THE FISCAL YEAR ENDED JUNE 30, 2017**

**Note 11 – Debt (Continued)**

**2014 Certificates of Participation Lease Purchase Financing Agreement:** On November 4, 2014, the School District entered into a lease financing purchase agreement totaling \$1,385,000 for the purpose of financing certain building improvements consisting of improvements to the School District’s facilities. The lease purchase agreement is being retired from the General Fund from an unvoted tax levy.

**2016 Stadium Lease Financing Agreement:** On January 22, 2016, the School District finalized a lease financing agreement totaling \$830,000 for renovations to the School District’s football stadium and related facilities. The lease financing agreement is being retired from the General Fund from an unvoted tax levy. The following amortization schedule sets forth the following principal and interest requirements of the School District’s outstanding debt.

<b>Fiscal Year Ended June 30:</b>	<b>General Obligation Refunding Bonds</b>			<b>2012 - Certification of Participation</b>		
	Principal	Interest	Total	Principal	Interest	Total
2018	\$250,000	\$26,200	\$276,200	\$175,000	\$67,475	\$242,475
2019	260,000	16,000	276,000	180,000	62,150	242,150
2020	94,773	191,027	285,800	185,000	56,675	241,675
2021	85,223	195,577	280,800	190,000	51,050	241,050
2022	270,000	5,400	275,400	200,000	44,950	244,950
2023-2027	0	0	0	1,095,000	109,825	1,204,825
<b>Total</b>	<b>\$959,996</b>	<b>\$434,204</b>	<b>\$1,394,200</b>	<b>\$2,025,000</b>	<b>\$392,125</b>	<b>\$2,417,125</b>

<b>Fiscal Year Ended June 30:</b>	<b>2014 - Certification of Participation</b>			<b>2016 - Stadium Lease Financing</b>		
	Principal	Interest	Total	Principal	Interest	Total
2018	\$105,000	\$28,828	\$133,828	\$45,000	\$29,508	\$74,508
2019	110,000	27,208	137,208	45,000	27,767	72,767
2020	110,000	25,228	135,228	45,000	26,026	71,026
2021	115,000	23,016	138,016	50,000	24,188	74,188
2022	115,000	20,572	135,572	50,000	22,253	72,253
2023-2027	620,000	53,275	673,275	280,000	80,303	360,303
2028-2031	0	0	0	270,000	21,285	291,285
<b>Total</b>	<b>\$1,175,000</b>	<b>\$178,127</b>	<b>\$1,353,127</b>	<b>\$785,000</b>	<b>\$231,330</b>	<b>\$1,016,330</b>

**NEW LEXINGTON SCHOOL DISTRICT  
PERRY COUNTY**

**NOTES TO THE BASIC FINANCIAL STATEMENTS  
FOR THE FISCAL YEAR ENDED JUNE 30, 2017**

**Note 12 – Leases**

The School District entered into a three year lease-purchase financing agreements with Apple Financial Services to finance the acquisition of computer equipment and professional services. The lease requires the School District to make payments of principal and interest beginning on September 15, 2015. The School District General and the IDEA Part B Funds will pay the respective principal and interest payments. The School District also entered into a lease purchase agreement for the purchase of four 77 passenger school buses at an interest rate of 2.8% with the first payment due August 15, 2016 from the General Fund. Both leases provide the option of purchase at the end of the lease term. The following is a schedule of the future long-term minimum lease payments required under the lease-purchase financing agreement:

<b>Fiscal Year Ended June 30:</b>	<b>Apple Computer Equipment</b>			<b>School Buses</b>		
	Principal	Interest	Total	Principal	Interest	Total
2018	\$54,276	\$1,574	\$55,850	\$47,937	\$8,638	\$56,575
2019	0	0	0	49,279	7,296	56,575
2020	0	0	0	50,659	5,916	56,575
2021	0	0	0	52,077	4,498	56,575
2022	0	0	0	53,535	3,040	56,575
2023	0	0	0	55,029	1,546	56,575
<b>Total</b>	<b>\$54,276</b>	<b>\$1,574</b>	<b>\$55,850</b>	<b>\$308,516</b>	<b>\$30,934</b>	<b>\$339,450</b>

**Note 13 – Set-Aside Requirements**

The School District is required by State statute to annually set aside, in the General Fund, an amount based on a statutory formula for the acquisition and construction of capital improvements. Amounts not spent by the end of the fiscal year or offset by similarly restricted resources received during the fiscal year must be held in cash at fiscal year end. These amounts must be carried forward and used for the same purposes in future years.

Effective July 1, 2011, the textbook set aside is no longer required and has been removed from existing law. This balance is therefore not presented as being carried forward to future fiscal years. Although the School District had qualifying offsets and disbursements during the fiscal year that reduced the set-aside amount below zero for the capital improvements set aside, this amount may not be used to reduce the set aside requirements of future years. This negative balance is therefore not presented as being carried forward to future fiscal years.

**NEW LEXINGTON SCHOOL DISTRICT  
PERRY COUNTY**

**NOTES TO THE BASIC FINANCIAL STATEMENTS  
FOR THE FISCAL YEAR ENDED JUNE 30, 2017**

**Note 13 – Set-Aside Requirements (Continued)**

The following cash basis information describes the change in the fiscal year-end set-aside amounts for the capital improvements set aside. Disclosure of this information is required by State statute.

	Capital Improvements	Budget Stabilization
Set-Aside Balance as of June 30, 2016	\$0	\$695,166
Current Year Set-aside Requirement	306,860	0
Qualifying Disbursements	(360,650)	0
Total	(\$53,790)	\$695,166
Set-aside Balance Carried Forward to Future Fiscal Years	\$0	\$695,166

Although Senate Bill 345 eliminated the required budget stabilization set-aside effective April 10, 2001, the School District has elected to designate funds to offset any budget deficit the School District may experience in future fiscal years. The School District opted not to contribute to the budget stabilization account in fiscal year 2017.

**Note 14 – Significant Commitments**

**Contractual Commitments**

The School District had the following significant contractual commitment at June 30, 2017:

Project	Contractor	Contract Amount	Total Amount Disbursed at June 30, 2017	Balance at June 30, 2017
H.S. Stadium Restroom	G&M Construction	\$137,025	(\$137,025)	\$0
H.S. Stadium Bleachers	Dant Clayton	485,280	(485,280)	0
H.S. Stadium Lighting	Musco LLC	189,345	(189,345)	0

**Encumbrances**

Encumbrances are commitments related to unperformed contracts for goods or services. Encumbrance accounting is utilized to the extent necessary to assure effective budgetary control and accountability and to facilitate effective cash planning and control. At fiscal year-end the amount of encumbrances expected to be honored upon performance by the vendor in the next fiscal year were as follows:

<u>Governmental Funds</u>	
General	\$ 77,214
Other Governmental Funds	225,122
Total	\$ 302,336

**NEW LEXINGTON SCHOOL DISTRICT  
PERRY COUNTY**

**NOTES TO THE BASIC FINANCIAL STATEMENTS  
FOR THE FISCAL YEAR ENDED JUNE 30, 2017**

---

**Note 15 – Contingent Liabilities**

**A. Litigation**

The School District is currently not a party to any legal proceedings.

**B. Grants**

Amounts grantor agencies pay to the School District are subject to audit and adjustment by the grantor, principally the federal government. Grantors may require refunding any disallowed costs. Management cannot presently determine amounts grantors may disallow. However, based on prior experience, management believes any refunds would be immaterial.

**Note 16 - Jointly Governed Organizations**

**A. Coalition of Rural and Appalachian Schools**

The Coalition of Rural and Appalachian Schools (the Coalition) consists of over one hundred school districts in southeastern Ohio. The Coalition is operated by a fourteen member Board which consists of one superintendent from each county elected by the school districts within that county.

The Coalition provides various services for school district administrative personnel; gathers data regarding conditions of education in the region; cooperates with other professional groups to assess and develop programs designed to meet the needs of member districts; and provides staff development programs for school district personnel. The Coalition is not dependent upon the continued participation of the School District and the School District does not maintain an equity interest in or a financial responsibility for the Coalition.

**B. Metropolitan Educational Technology Association (META) Solutions**

The School District is a participant in META Solutions which is a computer consortium that resulted from the mergers between Tri-Rivers Educational Computer Association (TRECA), Metropolitan Educational Council (MEC), Metropolitan Dayton Educational Cooperative Association (MDECA), Southeastern Ohio Valley Voluntary Education Cooperative (SEOVEC), and South Central Ohio Computer Association (SCOCA). META Solutions develops, implements and supports the technology and instructional needs of schools in a cost-effective manner. META Solutions provides instructional, core, technology and purchasing services for its member districts. The Board of Directors consists of the Superintendents from eleven of the member districts. During fiscal year 2017, the School District paid META Solutions \$0 for services. Financial information can be obtained from Dave Varda, who serves as Chief Financial Officer, 100 Executive Drive, Marion, Ohio 43302.

**C. Tri-County Joint Vocational School District**

The Tri-County Joint Vocational School District is a distinct political subdivision of the State of Ohio operated under the direction of a Board consisting of eleven appointed representatives from the eight participating school districts. The Board possesses its own budgeting and taxing authority. Financial information may be obtained by writing to the Treasurer at 15676 State Route 691, Nelsonville, Ohio 45764.

**NEW LEXINGTON SCHOOL DISTRICT  
PERRY COUNTY**

**NOTES TO THE BASIC FINANCIAL STATEMENTS  
FOR THE FISCAL YEAR ENDED JUNE 30, 2017**

---

**Note 17 – Public Entity Risk Pools**

**Ohio School Boards Association Workers’ Compensation Group Rating Plan**

The School District participates in a group rating plan for workers’ compensation as established under Section 4123.29 of the Ohio Revised Code. The Ohio School Boards Association Workers’ Compensation Group Rating Plan (Plan) was established through the Ohio School Boards Association (OSBA) as an insurance purchasing pool.

The Plan’s business and affairs are conducted by a three member Board of Directors consisting of the President, the President-Elect, and the Immediate Past President of the OSBA. The Executive Director of the OSBA, or his designee, serves as coordinator of the Plan. Each fiscal year, the participants pay an enrollment fee to the Plan to cover the costs of administering the program.

**Note 18 – Subsequent Events**

School District Foundation funding is based on the annualized full-time equivalent (FTE) enrollment of each student. Effective for the 2016-2017 school year, traditional school districts must comply with minimum hours of instruction, instead of a minimum number of school days each year. The funding formula the Ohio Department of Education (ODE) is legislatively required to follow will continue to adjust as enrollment information is updated by the school district, which can extend past the fiscal year end. As of the date of this report, ODE adjustments for fiscal year 2017 have been finalized. Management believes these adjustments do not materially impact the financial statements.



**NEW LEXINGTON SCHOOL DISTRICT  
PERRY COUNTY**

**SUPPLEMENTARY INFORMATION**

**SCHEDULE OF THE SCHOOL DISTRICT'S PROPORTIONATE SHARE OF NET PENSION LIABILITY  
SCHOOL EMPLOYEES RETIREMENT SYSTEM OF OHIO  
LAST FOUR FISCAL YEARS (1)(2)**

	2016	2015	2014	2013
School District's Proportion of the Net Pension Liability	0.07337230%	0.07194390%	0.069628%	0.069628%
School District's Proportionate Share of the Net Pension Liability	\$ 5,370,175	\$ 4,105,189	\$ 3,523,833	\$ 4,140,554
School District's Covered-Employee Payroll	\$ 2,275,679	\$ 2,174,629	\$ 2,022,260	\$ 2,635,168
School District's Proportionate Share of the Net Pension Liability as a Percentage of its Covered-Employee Payroll	235.98%	188.78%	174.25%	157.13%
Plan Fiduciary Net Position as a Percentage of the Total Pension Liability	62.98%	69.16%	71.70%	65.52%

(1) Information prior to 2013 is not available.

(2) Amounts presented as of the School District's measurement date which is the prior year.

**NEW LEXINGTON SCHOOL DISTRICT  
PERRY COUNTY**

**REQUIRED SUPPLEMENTARY INFORMATION**

**SCHEDULE OF THE SCHOOL DISTRICT'S PROPORTIONATE SHARE OF NET PENSION LIABILITY  
STATE TEACHERS RETIREMENT SYSTEM OF OHIO  
LAST FOUR FISCAL YEARS (1)(2)**

	2016	2015	2014	2013
School District's Proportion of the Net Pension Liability	0.06900546%	0.06871821%	0.07209645%	0.07209645%
School District's Proportionate Share of the Net Pension Liability	\$ 23,098,207	\$ 18,991,703	\$ 17,536,352	\$ 20,889,187
School District's Covered-Employee Payroll	\$ 7,477,564	\$ 7,353,515	\$ 7,623,498	\$ 7,071,536
School District's Proportionate Share of the Net Pension Liability as a Percentage of its Covered-Employee Payroll	308.90%	258.27%	230.03%	295.40%
Plan Fiduciary Net Position as a Percentage of the Total Pension Liability	66.80%	72.10%	74.70%	69.30%

(1) Information prior to 2013 is not available.

(2) Amounts presented as of the School District's measurement date which is the prior year.

**This page intentionally left blank.**

**NEW LEXINGTON SCHOOL DISTRICT  
PERRY COUNTY**

**SUPPLEMENTARY INFORMATION  
SCHEDULE OF SCHOOL DISTRICT CONTRIBUTIONS  
SCHOOL EMPLOYEES RETIREMENT SYSTEM OF OHIO  
LAST TEN FISCAL YEARS**

---



---

	2017	2016	2015	2014
Contractually Required Contribution	\$ 336,982	\$ 318,595	\$ 286,616	\$ 283,116
Contributions in Relation to the Contractually Required Contribution	(336,982)	(318,595)	(286,616)	(283,116)
Contribution Deficiency (Excess)	\$0	\$0	\$0	\$0
School District Covered-Employee Payroll	\$ 2,407,014	\$ 2,275,679	\$ 2,174,629	\$ 2,022,260
Contributions as a Percentage of Covered-Employee Payroll	14.00%	14.00%	13.18%	14.00%

---



---

<u>2013</u>	<u>2012</u>	<u>2011</u>	<u>2010</u>	<u>2009</u>	<u>2008</u>
\$ 345,207	\$ 372,374	\$ 246,822	\$ 292,731	\$ 310,476	\$ 302,421
<u>(345,207)</u>	<u>(372,374)</u>	<u>(246,822)</u>	<u>(292,731)</u>	<u>(310,476)</u>	<u>(302,421)</u>
<u>\$0</u>	<u>\$0</u>	<u>\$0</u>	<u>\$0</u>	<u>\$0</u>	<u>\$0</u>
\$ 2,635,168	\$2,768,580	\$1,963,580	\$2,161,972	\$3,155,244	\$3,079,644
13.10%	13.45%	12.57%	13.54%	9.84%	9.82%

**NEW LEXINGTON SCHOOL DISTRICT  
PERRY COUNTY**

**SUPPLEMENTARY INFORMATION  
SCHEDULE OF SCHOOL DISTRICT CONTRIBUTIONS  
STATE TEACHERS RETIREMENT SYSTEM OF OHIO  
LAST TEN FISCAL YEARS**

	<u>2017</u>	<u>2016</u>	<u>2015</u>	<u>2014</u>
Contractually Required Contribution	\$ 1,140,831	\$ 1,046,859	\$ 1,029,492	\$ 991,055
Contributions in Relation to the Contractually Required Contribution	<u>(1,140,831)</u>	<u>(1,046,859)</u>	<u>(1,029,492)</u>	<u>(991,055)</u>
Contribution Deficiency (Excess)	<u>\$0</u>	<u>\$0</u>	<u>\$0</u>	<u>\$0</u>
School District Covered-Employee Payroll	\$ 8,148,793	\$ 7,477,564	\$ 7,353,515	\$ 7,623,498
Contributions as a Percentage of Covered-Employee Payroll	14.00%	14.00%	14.00%	13.00%

2013	2012	2011	2010	2009	2008
\$ 919,300	\$ 857,771	\$ 1,012,495	\$ 1,040,455	\$ 1,073,640	\$ 1,048,640
<u>(919,300)</u>	<u>(857,771)</u>	<u>(1,012,495)</u>	<u>(1,040,455)</u>	<u>(1,073,640)</u>	<u>(1,048,640)</u>
<u>\$0</u>	<u>\$0</u>	<u>\$0</u>	<u>\$0</u>	<u>\$0</u>	<u>\$0</u>
\$ 7,071,536	\$ 6,598,238	\$ 7,788,423	\$ 8,003,500	\$ 8,258,769	\$ 8,066,462
13.00%	13.00%	13.00%	13.00%	13.00%	13.00%

**NEW LEXINGTON CITY SCHOOL DISTRICT  
PERRY COUNTY**

**NOTES TO THE SUPPLEMENTARY INFORMATION  
FOR THE FISCAL YEAR ENDED JUNE 30, 2017**

**A. School Employees Retirement System (SERS) of Ohio**

Information about factors that significantly affect trends in the amounts reported in the schedules should be presented as notes to the schedule.

**Change in Benefit Terms:** There were no changes in benefit terms from the amounts reported for fiscal years 2013 through 2017.

**Changes in Assumptions:** Amounts reported for fiscal year 2017 incorporate changes in assumptions used by SERS in calculating the total pension liability in the latest actuarial valuation. These new assumptions compared with those used in fiscal year 2016 and prior are presented below:

	Fiscal Year 2017	Fiscal Year 2016 and Prior
Wage Inflation	3.00 percent	3.25 percent
Future Salary Increases, including inflation	3.50 percent to 18.20 percent	4.00 percent to 22.00 percent
Investment Rate of Return	7.50 percent net of investments expense, including inflation	7.75 percent net of investments expense, including inflation

Amounts reported for fiscal year 2017 use mortality assumptions with mortality rates that are based on the RP-2014 Blue Collar Mortality Table with fully generational projection and a five year age set-back for both males and females. Amounts reported for fiscal year 2016 and prior, use mortality assumptions that are based on the 1994 Group Annuity Mortality Table set back one year for both men and women. Special mortality tables were used for the period after disability retirement.

**B. State Teachers Retirement System (STRS) of Ohio**

Information about factors that significantly affect trends in the amounts reported in the schedules should be presented as notes to the schedule.

**Change in Benefit Terms:** There were no changes in benefit terms from the amounts reported for fiscal years 2013 through 2017.

**Changes in Assumptions:** There were no changes in methods and assumptions used in the calculation of actuarial determined contributions for fiscal years 2013 through 2017. See the notes to the basic financial statements for the methods and assumptions in the calculations.



**NEW LEXINGTON LOCAL SCHOOL DISTRICT  
PERRY COUNTY**

**SCHEDULE OF RECEIPTS AND EXPENDITURES OF FEDERAL AWARDS  
FOR THE FISCAL YEAR ENDED JUNE 30, 2017**

<b>FEDERAL GRANTOR Pass-Through Grantor Program/Cluster Title</b>	<b>Federal CFDA Number</b>	<b>Pass-Through Entity Identifying Number</b>	<b>Passed Through to Subrecipients</b>	<b>Total Federal Receipts</b>	<b>Total Federal Expenditures</b>
<b>U.S. DEPARTMENT OF AGRICULTURE</b>					
<i>Passed Through Ohio Department of Education:</i>					
Child Nutrition Cluster:					
Non-Cash Assistance (Food Distribution):					
School Breakfast Program	10.553	2016/2017	\$0	\$15,227	\$15,227
National School Lunch Program	10.555	2016/2017	0	69,369	69,369
Non-Cash Assistance (Food Distribution) Subtotal			0	84,596	84,596
Cash Assistance:					
School Breakfast Program	10.553	2016/2017	0	345,525	345,525
National School Lunch Program	10.555	2016/2017	0	623,573	623,573
Summer Food Service Program for Children	10.559	2016/2017	0	52,027	52,027
Cash Assistance Subtotal			0	1,021,125	1,021,125
Total Child Nutrition Cluster			0	1,105,721	1,105,721
National School Meals Equipment Grant	10.579	2016	0	23,897	23,897
Total U.S. Department of Agriculture			0	1,129,618	1,129,618
<b>APPALACHIAN REGIONAL COMMISSION</b>					
<i>Passed through Hocking College</i>					
Appalation Area Development Grant	23.002	2017	0	17,512	17,512
Total Appalachian Regional Commission			0	17,512	17,512
<b>U.S. DEPARTMENT OF EDUCATION</b>					
<i>Passed Through Ohio Department of Education:</i>					
Title I Grants to Local Educational Agencies	84.010	2016 2017	0 0	89,434 618,828	89,434 618,828
Total I Grants to Local Educational Agencies			0	708,262	708,262
Special Education Cluster:					
Special Education Grants to States	84.027	2016 2017	0 0	32,015 365,076	32,015 365,076
Total Special Education Grants to States			0	397,091	397,091
Special Education Preschool Grants	84.173	2017	0	6,537	6,537
Total Special Education Cluster			0	403,628	403,628
Twenty-First Century Community Learning Centers	84.287	2016 2017	0 0	38,615 364,841	38,615 365,028
Total Twenty-First Century Community Learning Centers			0	403,456	403,643
Rural Education	84.358	2017	0	52,810	52,810
Supporting Effective Instruction State Grant	84.367	2016 2017	0 0	21,047 97,565	21,047 97,565
Total Supporting Effective Instruction State Grant			0	118,612	118,612
Teacher and School Leader Incentive Grants	84.374	2016	0	204,932	146,960
Total U.S. Department of Education			0	1,891,700	1,833,915
<b>Total Receipts and Expenditures of Federal Awards</b>			<b>\$0</b>	<b>\$3,038,830</b>	<b>\$2,981,045</b>

The accompanying notes are an integral part of this schedule.

**NEW LEXINGTON LOCAL SCHOOL DISTRICT  
PERRY COUNTY**

**NOTES TO THE SCHEDULE OF RECEIPTS AND EXPENDITURES OF FEDERAL AWARDS  
2 CFR PART 200.510(b)(6)  
FOR THE FISCAL YEAR ENDED JUNE 30, 2017**

**NOTE A – BASIS OF PRESENTATION**

The accompanying Schedule of Receipts and Expenditures of Federal Awards (the Schedule) includes the federal award activity of the School District under programs of the federal government for the year ended June 30, 2017. The information on this Schedule is prepared in accordance with the requirements of Title 2 U.S. Code of Federal Regulations Part 200, *Uniform Administrative Requirements, Cost Principles, and Audit Requirements for Federal Awards* (Uniform Guidance). Because the Schedule presents only a selected portion of the operations of the School District, it is not intended to and does not present the financial position, changes in net position, or cash flows of the School District.

**NOTE B – SUMMARY OF SIGNIFICANT ACCOUNTING POLICIES**

Receipts and expenditures reported on the Schedule are reported on the cash basis of accounting. Such expenditures are recognized following the cost principles contained in Title 2 U.S. Code of Federal Regulations Part 200, *Uniform Administrative Requirements, Cost Principles, and Audit Requirements for Federal Awards*, wherein certain types of expenditures may or may not be allowable or may be limited as to reimbursement. The School District has elected not to use the 10-percent de minimis indirect cost rate as allowed under the Uniform Guidance.

**NOTE C – CHILD NUTRITION CLUSTER**

The School District commingles cash receipts from the U.S. Department of Agriculture with similar State grants. When reporting expenditures on this Schedule, the School District assumes it expends federal monies first.

**NOTE D – FOOD DONATION PROGRAM**

The School District reports commodities consumed on the Schedule at the fair value. The School District allocated donated food commodities to the respective program that benefitted from the use of those donated food commodities.



# Dave Yost • Auditor of State

## INDEPENDENT AUDITOR'S REPORT ON INTERNAL CONTROL OVER FINANCIAL REPORTING AND ON COMPLIANCE AND OTHER MATTERS REQUIRED BY GOVERNMENT AUDITING STANDARDS

New Lexington Local School District  
Perry County  
2549 Panther Drive  
New Lexington, Ohio 43764

To the Board of Education:

We have audited, in accordance with auditing standards generally accepted in the United States and the Comptroller General of the United States' *Government Auditing Standards*, the cash-basis financial statements of the governmental activities, each major fund, and the aggregate remaining fund information of the New Lexington Local School District, Perry County, Ohio (the School District), and the related notes to the financial statements, which collectively comprise the School District's basic financial statements and have issued our report thereon dated March 15, 2018, wherein we noted the School District uses a special purpose framework other than generally accepted accounting principles.

### ***Internal Control Over Financial Reporting***

As part of our financial statement audit, we considered the School District's internal control over financial reporting (internal control) to determine the audit procedures appropriate in the circumstances to the extent necessary to support our opinions on the financial statements, but not to the extent necessary to opine on the effectiveness of the School District's internal control. Accordingly, we have not opined on it.

A *deficiency in internal control* exists when the design or operation of a control does not allow management or employees, when performing their assigned functions, to prevent, or detect and timely correct misstatements. A *material weakness* is a deficiency, or combination of internal control deficiencies resulting in a reasonable possibility that internal control will not prevent or detect and timely correct a material misstatement of the School District's financial statements. A *significant deficiency* is a deficiency, or a combination of deficiencies, in internal control that is less severe than a material weakness, yet important enough to merit attention by those charged with governance.

Our consideration of internal control was for the limited purpose described in the first paragraph of this section and was not designed to identify all internal control deficiencies that might be material weaknesses or significant deficiencies. Given these limitations, we did not identify any deficiencies in internal control that we consider material weaknesses. However, unidentified material weaknesses may exist.

### ***Compliance and Other Matters***

As part of reasonably assuring whether the School District's financial statements are free of material misstatement, we tested its compliance with certain provisions of laws, regulations, contracts, and grant agreements, noncompliance with which could directly and materially affect the determination of financial statement amounts. However, opining on compliance with those provisions was not an objective of our audit and accordingly, we do not express an opinion.

The results of our tests disclosed an instance of noncompliance or other matter we must report under *Government Auditing Standards* which is described in the accompanying Schedule of Findings as item 2017-001.

***School District's Response to Finding***

The School District's response to the Finding identified in our audit is described in the accompanying Schedule of Findings. We did not audit the School District's response and, accordingly, we express no opinion on it.

***Purpose of this Report***

This report only describes the scope of our internal control and compliance testing and our testing results, and does not opine on the effectiveness of the School District's internal control or on compliance. This report is an integral part of an audit performed under *Government Auditing Standards* in considering the School District's internal control and compliance. Accordingly, this report is not suitable for any other purpose.

A handwritten signature in black ink that reads "Dave Yost". The signature is written in a cursive style with a large, looping initial "D".

**Dave Yost**  
Auditor of State  
Columbus, Ohio

March 15, 2018



# Dave Yost • Auditor of State

## INDEPENDENT AUDITOR'S REPORT ON COMPLIANCE WITH REQUIREMENTS APPLICABLE TO EACH MAJOR FEDERAL PROGRAM AND ON INTERNAL CONTROL OVER COMPLIANCE REQUIRED BY THE UNIFORM GUIDANCE

New Lexington Local School District  
Perry County  
2549 Panther Drive  
New Lexington, Ohio 43764

To the Board of Education:

### ***Report on Compliance for Each Major Federal Program***

We have audited the New Lexington Local School District's, Perry County, Ohio (the School District), compliance with the applicable requirements described in the U.S. Office of Management and Budget (OMB) *Compliance Supplement* that could directly and materially affect each of the School District's major federal programs for the year ended June 30, 2017. The *Summary of Auditor's Results* in the accompanying Schedule of Findings identifies the School District's major federal programs.

### ***Management's Responsibility***

The School District's management is responsible for complying with federal statutes, regulations, and the terms and conditions of its federal awards applicable to its federal programs.

### ***Auditor's Responsibility***

Our responsibility is to opine on the School District's compliance for each of the School District's major federal programs based on our audit of the applicable compliance requirements referred to above. Our compliance audit followed auditing standards generally accepted in the United States of America; the standards for financial audits included in the Comptroller General of the United States' *Government Auditing Standards*; and the audit requirements of Title 2 U.S. *Code of Federal Regulations* Part 200, *Uniform Administrative Requirements, Cost Principles, and Audit Requirements for Federal Awards* (Uniform Guidance). These standards and the Uniform Guidance require us to plan and perform the audit to reasonably assure whether noncompliance with the applicable compliance requirements referred to above that could directly and materially affect a major federal program occurred. An audit includes examining, on a test basis, evidence about the School District's compliance with those requirements and performing such other procedures as we considered necessary in the circumstances.

We believe our audit provides a reasonable basis for our compliance opinion on each of the School District's major programs. However, our audit does not provide a legal determination of the School District's compliance.

### ***Opinion on Each Major Federal Program***

In our opinion, the School District complied, in all material respects with the compliance requirements referred to above that could directly and materially affect each of its major federal programs for the year ended June 30, 2017.

***Report on Internal Control Over Compliance***

The School District's management is responsible for establishing and maintaining effective internal control over compliance with the applicable compliance requirements referred to above. In planning and performing our compliance audit, we considered the School District's internal control over compliance with the applicable requirements that could directly and materially affect a major federal program, to determine our auditing procedures appropriate for opining on each major federal program's compliance and to test and report on internal control over compliance in accordance with the Uniform Guidance, but not to the extent needed to opine on the effectiveness of internal control over compliance. Accordingly, we have not opined on the effectiveness of the School District's internal control over compliance.

*A deficiency in internal control over compliance* exists when the design or operation of a control over compliance does not allow management or employees, when performing their assigned functions, to prevent, or to timely detect and correct, noncompliance with a federal program's applicable compliance requirement. *A material weakness in internal control over compliance* is a deficiency, or combination of deficiencies, in internal control over compliance, such that there is a reasonable possibility that material noncompliance with a federal program compliance requirement will not be prevented, or timely detected and corrected. *A significant deficiency in internal control over compliance* is a deficiency, or a combination of deficiencies, in internal control over compliance with federal program's applicable compliance requirement that is less severe than a material weakness in internal control over compliance, yet important enough to merit attention by those charged with governance.

Our consideration of internal control over compliance was for the limited purpose described in the first paragraph of this section and would not necessarily identify all deficiencies in internal control over compliance that might be material weaknesses or significant deficiencies. We did not identify any deficiencies in internal control over compliance that we consider to be material weaknesses. However, material weaknesses may exist that have not been identified.

This report only describes the scope of our internal control over compliance tests and the results of this testing based on Uniform Guidance requirements. Accordingly, this report is not suitable for any other purpose.



**Dave Yost**  
Auditor of State  
Columbus, Ohio

March 15, 2018

**NEW LEXINGTON LOCAL SCHOOL DISTRICT  
PERRY COUNTY**

**SCHEDULE OF FINDINGS  
2 CFR PART 200.515  
JUNE 30, 2017**

**1. SUMMARY OF AUDITOR'S RESULTS**

<b>(d)(1)(i)</b>	<b>Type of Financial Statement Opinion</b>	Unmodified
<b>(d)(1)(ii)</b>	<b>Were there any material weaknesses in internal control reported at the financial statement level (GAGAS)?</b>	No
<b>(d)(1)(ii)</b>	<b>Were there any significant deficiencies in internal control reported at the financial statement level (GAGAS)?</b>	No
<b>(d)(1)(iii)</b>	<b>Was there any reported material noncompliance at the financial statement level (GAGAS)?</b>	Yes
<b>(d)(1)(iv)</b>	<b>Were there any material weaknesses in internal control reported for major federal programs?</b>	No
<b>(d)(1)(iv)</b>	<b>Were there any significant deficiencies in internal control reported for major federal programs?</b>	No
<b>(d)(1)(v)</b>	<b>Type of Major Programs' Compliance Opinion</b>	Unmodified
<b>(d)(1)(vi)</b>	<b>Are there any reportable findings under 2 CFR Part 200.516(a)?</b>	No
<b>(d)(1)(vii)</b>	<b>Major Programs (list):</b> <ul style="list-style-type: none"> <li>• Title 1 – CFDA No. 84.010</li> <li>• Child Nutrition Cluster – CFDA Nos. 10.553, 10.555, &amp; 10.559</li> </ul>	
<b>(d)(1)(viii)</b>	<b>Dollar Threshold: Type A/B Programs</b>	Type A: > \$750,000 Type B: all others
<b>(d)(1)(ix)</b>	<b>Low Risk Auditee under 2 CFR Part 200.520?</b>	No

**2. FINDINGS RELATED TO THE FINANCIAL STATEMENTS  
REQUIRED TO BE REPORTED IN ACCORDANCE WITH GAGAS**

**FINDING NUMBER 2017-001**

**Noncompliance**

Ohio Rev. Code § 117.38 provides, in part, that each public office shall file a financial report for each fiscal year, within sixty days after the close of the fiscal year, except that public offices reporting pursuant to generally accepted accounting principles shall file their reports within one hundred fifty days after the close of the fiscal year. The Auditor of State may prescribe forms by rule or may issue guidelines, or both, for such reports. If the Auditor of State has not prescribed a rule regarding the form for the report, the public office shall submit its report on the form utilized by the public office. Ohio Admin. Code § 117-2-03 further clarifies the requirements of Ohio Rev. Code § 117.38.

Ohio Admin. Code § 117-2-03(B) requires the School District to file its annual financial report pursuant to generally accepted accounting principles. However, the School District prepared its financial statements in accordance with standards established by the Auditor of State for governmental entities not required to prepare annual reports in accordance with generally accepted accounting principles.

NEW LEXINGTON LOCAL SCHOOL DISTRICT  
PERRY COUNTY

SCHEDULE OF FINDINGS  
2 CFR PART 200.515  
JUNE 30, 2017  
(Continued)

**2. FINDINGS RELATED TO THE FINANCIAL STATEMENTS  
REQUIRED TO BE REPORTED IN ACCORDANCE WITH GAGAS (Continued)**

**FINDING NUMBER 2017-001 (Continued)**

**Noncompliance - Ohio Rev. Code § 117.38 (Continued)**

The accompanying financial statements and notes omit assets, liabilities, fund equities, and disclosures that, while material, cannot be determined at this time.

Pursuant to Ohio Rev. Code § 117.38, the School District may be fined and subject to various other administrative remedies for its failure to file the required financial report.

The School District should take the necessary steps to ensure that the annual financial report is prepared on a generally accepted accounting principles basis.

**Official's Response:** See Corrective Action Plan.

**3. FINDINGS FOR FEDERAL AWARDS**

None.





# NEW LEXINGTON SCHOOL DISTRICT

2549 Panther Drive  
New Lexington, Ohio 43764  
Phone: 740-342-4133 Fax: 740-342-6051



*Casey Coffey, Superintendent*

*Christine Barnette, Treasurer*

## SUMMARY SCHEDULE OF PRIOR AUDIT FINDINGS 2 CFR 200.511(b) JUNE 30, 2017

<b>Finding Number</b>	<b>Finding Summary</b>	<b>Status</b>	<b>Additional Information</b>
2016-001	A noncompliance citation was issued under Ohio Rev. Code § 117.38 and Ohio Admin. Code § 117-2-03(B) for not preparing the annual financial report pursuant to generally accepted accounting principles. No information is available regarding the initial fiscal year of this finding as the District has no past record of preparing its annual financial report pursuant to generally accepted accounting principles.	Not Corrected. Reissued in the current audit as Finding Number 2017-001.	The School District will continue to prepare financial statements in accordance with the GASB 34 format on the cash basis of accounting and not in accordance with GAAP.
2016-002	A noncompliance citation was issued under Ohio Rev. Code § 3317.031 and Ohio Admin. Code § 3301-69-02(B) (1) for not providing support for excused absences.	Corrected	



# NEW LEXINGTON SCHOOL DISTRICT

2549 Panther Drive  
New Lexington, Ohio 43764  
Phone: 740-342-4133 Fax: 740-342-6051



*Casey Coffey, Superintendent*

*Christine Barnette, Treasurer*

## NEW LEXINGTON SCHOOL DISTRICT PERRY COUNTY

### CORRECTIVE ACTION PLAN 2 CFR § 200.511(c) JUNE 30, 2017

Finding Number	Planned Corrective Action	Anticipated Completion Date	Responsible Contact Person
2017-001	The School District will continue to prepare financial statements in accordance with the GASB 34 format on the cash basis of accounting and not in accordance with GAAP.		Christine Barnette, Treasurer



# Dave Yost • Auditor of State

**NEW LEXINGTON LOCAL SCHOOL DISTRICT**

**PERRY COUNTY**

**CLERK'S CERTIFICATION**

**This is a true and correct copy of the report which is required to be filed in the Office of the Auditor of State pursuant to Section 117.26, Revised Code, and which is filed in Columbus, Ohio.**

*Susan Babbitt*

**CLERK OF THE BUREAU**

**CERTIFIED  
MARCH 29, 2018**