



Dave Yost • Auditor of State

OHIO AUDITOR OF STATE KEITH FABER



January 17, 2019

The attached audit report was completed and prepared for release prior to the commencement of my term of office on January 14, 2019. Reports completed prior to that date contain the signature of my predecessor.

Ohio Auditor of State

A handwritten signature in cursive script that reads "Keith Faber".

ROCKY RIVER CITY SCHOOL DISTRICT
CUYAHOGA COUNTY

TABLE OF CONTENTS

TITLE	PAGE
<hr/>	
Prepared by Management:	
Schedule of Expenditures of Federal Awards.....	1
Notes to the Schedule of Expenditures of Federal Awards	2
Independent Auditor's Report on Internal Control Over Financial Reporting and on Compliance and Other Matters Required by <i>Government Auditing Standards</i>	5
Independent Auditor's Report on Compliance with Requirements Applicable to the Major Federal Program and on Internal Control Over Compliance Required by the Uniform Guidance, and the Schedule of Expenditures of Federal Awards.....	7
Schedule of Findings.....	10

This page intentionally left blank.

**ROCKY RIVER CITY SCHOOL DISTRICT
CUYAHOGA COUNTY**

**SCHEDULE OF EXPENDITURES OF FEDERAL AWARDS
FOR THE YEAR ENDED JUNE 30, 2018**

FEDERAL GRANTOR Pass Through Grantor Program / Cluster Title	Federal CFDA Number	Pass Through Entity Identifying Number	Total Federal Expenditures
U.S. DEPARTMENT OF AGRICULTURE			
<i>Passed Through Ohio Department of Education</i>			
Child Nutrition Cluster:			
National School Lunch Program (NSLP)	10.555	N/A	\$ 83,138
National School Lunch Program (NSLP) - Non-Cash	10.555	N/A	15,089
Special Milk Program for Children	10.556	N/A	12,325
Total Child Nutrition Cluster			<u>110,552</u>
Total U.S. Department of Agriculture			<u>110,552</u>
U.S. DEPARTMENT OF EDUCATION			
<i>Passed through Ohio Department of Education</i>			
Title I - Grants to Local Educational Agencies (Title I, Part A of the ESEA) - 2017	84.010	N/A	35,932
Title I - Grants to Local Educational Agencies (Title I, Part A of the ESEA) - 2018	84.010	N/A	151,265
Total Title I - Grants to Local Educational Agencies (Title I, Part A of the ESEA)			<u>187,197</u>
Special Education Cluster (IDEA):			
Special Education Grants to States (IDEA, Part B) - 2017	84.027	N/A	39,794
Special Education Grants to States (IDEA, Part B) - 2018	84.027	N/A	651,396
Total Special Education - Grants to States (IDEA, Part B)			<u>691,190</u>
Special Education - Pre-School Grants (IDEA Preschool) - 2018	84.173	N/A	13,787
Total Special Education Cluster (IDEA)			<u>704,977</u>
Title II, Part A, Improving Teacher Quality State Grants - 2018	84.367	N/A	58,545
Title III, Part A, English Language Acquisition State Grants - 2017	84.365	N/A	248
Title III, Part A, English Language Acquisition State Grants - 2018	84.365	N/A	14,642
Total Title III, Part A, English Language Acquisition State Grants			<u>14,890</u>
Title IV, Part A, Student Support and Academic Enrichment Program - 2018	84.424	N/A	8,878
Total U.S. Department of Education			<u>974,487</u>
U.S. DEPARTMENT OF TRANSPORTATION			
<i>Passed through Ohio Department of Transportation</i>			
Highway Planning and Construction - Safe Routes to School Project No. 103730	20.205	N/A	4,438
Highway Planning and Construction - Safe Routes to School Project No. 106358	20.205	N/A	5,790
Total Highway Planning and Construction - Safe Routes to School			<u>10,228</u>
Total U.S. Department of Transportation			<u>10,228</u>
TOTAL EXPENDITURES OF FEDERAL AWARDS			<u>\$ 1,095,267</u>

The accompanying notes are an integral part of this schedule.

**ROCKY RIVER CITY SCHOOL DISTRICT
CUYAHOGA COUNTY**

**NOTES TO THE SCHEDULE OF EXPENDITURES OF FEDERAL AWARDS
2 CFR 200.510(b)(6)
FOR THE YEAR ENDED JUNE 30, 2018**

NOTE A – BASIS OF PRESENTATION

The accompanying Schedule of Expenditures of Federal Awards (the Schedule) includes the federal award activity of Rocky River City School District (the District's) under programs of the federal government for the year ended June 30, 2018. The information on this Schedule is prepared in accordance with the requirements of Title 2 U.S. Code of Federal Regulations Part 200, *Uniform Administrative Requirements, Cost Principles, and Audit Requirements for Federal Awards* (Uniform Guidance). Because the Schedule presents only a selected portion of the operations of the District, it is not intended to and does not present the financial position, changes in net position, or cash flows of the District.

NOTE B – SUMMARY OF SIGNIFICANT ACCOUNTING POLICIES

Expenditures reported on the Schedule are reported on the cash basis of accounting. Such expenditures are recognized following the cost principles contained in Title 2 U.S. Code of Federal Regulations Part 200, *Uniform Administrative Requirements, Cost Principles, and Audit Requirements for Federal Awards*, wherein certain types of expenditures may or may not be allowable or may be limited as to reimbursement. The District has elected not to use the 10-percent de minimis indirect cost rate as allowed under the Uniform Guidance.

NOTE C - CHILD NUTRITION CLUSTER

The District commingles cash receipts from the U.S. Department of Agriculture with similar State grants. When reporting expenditures on this Schedule, the District assumes it expends federal monies first.

NOTE D – FOOD DONATION PROGRAM

The District reports commodities consumed on the Schedule at the entitlement value. The District allocated donated food commodities to the respective program that benefitted from the use of those donated food commodities.

NOTE E - MATCHING REQUIREMENTS

Certain Federal programs require the District to contribute non-Federal funds (matching funds) to support the Federally-funded programs. The District has met its matching requirements. The Schedule does not include the expenditure of non-Federal matching funds.

**ROCKY RIVER CITY SCHOOL DISTRICT
CUYAHOGA COUNTY**

**NOTES TO THE SCHEDULE OF EXPENDITURES OF FEDERAL AWARDS
2 CFR 200.510(b)(6)
FOR THE YEAR ENDED JUNE 30, 2018
(Continued)**

NOTE F - TRANSFERS BETWEEN PROGRAM YEARS

Federal regulations require schools to obligate certain federal awards by June 30. However, with ODE's consent, schools can transfer unobligated amounts to the subsequent fiscal year's program. The District transferred the following amounts from 2017 to 2018 programs:

<u>Program Title</u>	<u>CFDA NUMBER</u>	<u>AMOUNT TRANSFERRED</u>
Special Education – Grants to States	84.027	\$1,436
Special Education – Pre-School Grants	84.173	\$8
Title III, Part A, English Language Acquisition State Grants	84.365	\$62

CFDA – Catalog of Federal Domestic Assistance

N/A – Not Applicable

This page intentionally left blank



Dave Yost • Auditor of State

INDEPENDENT AUDITOR'S REPORT ON INTERNAL CONTROL OVER FINANCIAL REPORTING AND ON COMPLIANCE AND OTHER MATTERS REQUIRED BY GOVERNMENT AUDITING STANDARDS

Rocky River City School District
Cuyahoga County
1101 Morewood Parkway
Rocky River, Ohio 44116

To the Board of Education:

We have audited, in accordance with auditing standards generally accepted in the United States and the Comptroller General of the United States' *Government Auditing Standards*, the financial statements of the governmental activities, each major fund, and the aggregate remaining fund information of the Rocky River City School District, Cuyahoga County, (the District) as of and for the year ended June 30, 2018, and the related notes to the financial statements, which collectively comprise the District's basic financial statements and have issued our report thereon dated January 3, 2019, wherein we noted the District adopted new accounting guidance in Governmental Accounting Standards Board Statement No. 75, *Accounting and Financial Reporting for Postemployment Benefits Other Than Pensions*.

Internal Control Over Financial Reporting

As part of our financial statement audit, we considered the District's internal control over financial reporting (internal control) to determine the audit procedures appropriate in the circumstances to the extent necessary to support our opinions on the financial statements, but not to the extent necessary to opine on the effectiveness of the District's internal control. Accordingly, we have not opined on it.

A *deficiency in internal control* exists when the design or operation of a control does not allow management or employees, when performing their assigned functions, to prevent, or detect and timely correct misstatements. A *material weakness* is a deficiency, or combination of internal control deficiencies resulting in a reasonable possibility that internal control will not prevent or detect and timely correct a material misstatement of the District's financial statements. A *significant deficiency* is a deficiency, or a combination of deficiencies, in internal control that is less severe than a material weakness, yet important enough to merit attention by those charged with governance.

Our consideration of internal control was for the limited purpose described in the first paragraph of this section and was not designed to identify all internal control deficiencies that might be material weaknesses or significant deficiencies. Given these limitations, we did not identify any deficiencies in internal control that we consider material weaknesses. However, unidentified material weaknesses may exist.

Compliance and Other Matters

As part of reasonably assuring whether the District's financial statements are free of material misstatement, we tested its compliance with certain provisions of laws, regulations, contracts, and grant agreements, noncompliance with which could directly and materially affect the determination of financial statement amounts. However, opining on compliance with those provisions was not an objective of our audit and accordingly, we do not express an opinion. The results of our tests disclosed no instances of noncompliance or other matters we must report under *Government Auditing Standards*.

Purpose of this Report

This report only describes the scope of our internal control and compliance testing and our testing results, and does not opine on the effectiveness of the District's internal control or on compliance. This report is an integral part of an audit performed under *Government Auditing Standards* in considering the District's internal control and compliance. Accordingly, this communication is not suitable for any other purpose.

A handwritten signature in black ink that reads "Dave Yost". The signature is written in a cursive style with a large, looping "D" and "Y".

Dave Yost
Auditor of State
Columbus, Ohio

January 3, 2019



Dave Yost • Auditor of State

INDEPENDENT AUDITOR'S REPORT ON COMPLIANCE WITH REQUIREMENTS APPLICABLE TO THE MAJOR FEDERAL PROGRAM AND ON INTERNAL CONTROL OVER COMPLIANCE REQUIRED BY THE UNIFORM GUIDANCE, AND THE SCHEDULE OF EXPENDITURES OF FEDERAL AWARDS

Rocky River City School District
Cuyahoga County
1101 Morewood Parkway
Rocky River, Ohio 44116

To the Board of Education:

Report on Compliance for the Major Federal Program

We have audited the Rocky River City School District's (the District) compliance with the applicable requirements described in the U.S. Office of Management and Budget (OMB) *Compliance Supplement* that could directly and materially affect the Rocky River City School District's major federal program for the year ended June 30, 2018. The *Summary of Auditor's Results* in the accompanying schedule of findings identifies the District's major federal program.

Management's Responsibility

The District's management is responsible for complying with federal statutes, regulations, and the terms and conditions of its federal awards applicable to its federal programs.

Auditor's Responsibility

Our responsibility is to opine on the District's compliance for the District's major federal programs based on our audit of the applicable compliance requirements referred to above. Our compliance audit followed auditing standards generally accepted in the United States of America; the standards for financial audits included in the Comptroller General of the United States' *Government Auditing Standards*; and the audit requirements of Title 2 U.S. *Code of Federal Regulations* Part 200, *Uniform Administrative Requirements, Cost Principles, and Audit Requirements for Federal Awards* (Uniform Guidance). These standards and the Uniform Guidance require us to plan and perform the audit to reasonably assure whether noncompliance with the applicable compliance requirements referred to above that could directly and materially affect a major federal program occurred. An audit includes examining, on a test basis, evidence about the District's compliance with those requirements and performing such other procedures as we considered necessary in the circumstances.

We believe our audit provides a reasonable basis for our compliance opinion on the District's major program. However, our audit does not provide a legal determination of the District's compliance.

Opinion on the Major Federal Program

In our opinion, the Rocky River City School District complied, in all material respects with the compliance requirements referred to above that could directly and materially affect its major federal program for the year ended June 30, 2018.

Report on Internal Control Over Compliance

The District's management is responsible for establishing and maintaining effective internal control over compliance with the applicable compliance requirements referred to above. In planning and performing our compliance audit, we considered the District's internal control over compliance with the applicable requirements that could directly and materially affect a major federal program, to determine our auditing procedures appropriate for opining on each major federal program's compliance and to test and report on internal control over compliance in accordance with the Uniform Guidance, but not to the extent needed to opine on the effectiveness of internal control over compliance. Accordingly, we have not opined on the effectiveness of the District's internal control over compliance.

A deficiency in internal control over compliance exists when the design or operation of a control over compliance does not allow management or employees, when performing their assigned functions, to prevent, or to timely detect and correct, noncompliance with a federal program's applicable compliance requirement. A *material weakness in internal control over compliance* is a deficiency, or combination of deficiencies, in internal control over compliance, such that there is a reasonable possibility that material noncompliance with a federal program compliance requirement will not be prevented, or timely detected and corrected. A *significant deficiency in internal control over compliance* is a deficiency, or a combination of deficiencies, in internal control over compliance with federal program's applicable compliance requirement that is less severe than a material weakness in internal control over compliance, yet important enough to merit attention by those charged with governance.

Our consideration of internal control over compliance was for the limited purpose described in the first paragraph of this section and would not necessarily identify all deficiencies in internal control over compliance that might be material weaknesses or significant deficiencies. We did not identify any deficiencies in internal control over compliance that we consider to be material weaknesses. However, material weaknesses may exist that have not been identified.

This report only describes the scope of our internal control over compliance tests and the results of this testing based on Uniform Guidance requirements. Accordingly, this report is not suitable for any other purpose.

Report on Schedule of Expenditures of Federal Awards Required by the Uniform Guidance

We have also audited the financial statements of the governmental activities, each major fund and the aggregate remaining fund information of the Rocky River City School District (the District) as of and for the year ended June 30, 2018, and the related notes to the financial statements, which collectively comprise the District's basic financial statements. We issued our unmodified report thereon dated January 3, 2019. Our opinion also explained that the District adopted new accounting guidance in Governmental Accounting Standards Board Statement No. 75 during the year. We conducted our audit to opine on the District's basic financial statements as a whole. The accompanying Schedule of Expenditures of Federal Awards presents additional analysis required by the Uniform Guidance and is not a required part of the basic financial statements. The schedule is management's responsibility, and was derived from and relates directly to the underlying accounting and other records management used to prepare the basic financial statements. We subjected this schedule to the auditing procedures we applied to the basic financial statements. We also applied certain additional procedures, including comparing and reconciling this schedule directly to the underlying accounting and other records used to prepare the basic financial statements or to the basic financial statements themselves, and other additional procedures in accordance with auditing standards generally accepted in the United States of America. In our opinion, this schedule is fairly stated, in all material respects, in relation to the basic financial statements taken as a whole.



Dave Yost
Auditor of State
Columbus, Ohio

January 3, 2019

**ROCKY RIVER CITY SCHOOL DISTRICT
CUYAHOGA COUNTY**

**SCHEDULE OF FINDINGS
2 CFR § 200.515
JUNE 30, 2018**

1. SUMMARY OF AUDITOR'S RESULTS

(d)(1)(i)	Type of Financial Statement Opinion	Unmodified
(d)(1)(ii)	Were there any material weaknesses in internal control reported at the financial statement level (GAGAS)?	No
(d)(1)(ii)	Were there any significant deficiencies in internal control reported at the financial statement level (GAGAS)?	No
(d)(1)(iii)	Was there any reported material noncompliance at the financial statement level (GAGAS)?	No
(d)(1)(iv)	Were there any material weaknesses in internal control reported for major federal programs?	No
(d)(1)(iv)	Were there any significant deficiencies in internal control reported for major federal programs?	No
(d)(1)(v)	Type of Major Programs' Compliance Opinion	Unmodified
(d)(1)(vi)	Are there any reportable findings under 2 CFR § 200.516(a)?	No
(d)(1)(vii)	Major Programs (list):	Special Education Cluster (IDEA): Special Education - Grants to States (IDEA, Part B) - CFDA #84.027 Special Education - Preschool Grants (IDEA Preschool) - CFDA #84.173
(d)(1)(viii)	Dollar Threshold: Type A/B Programs	Type A: > \$ 750,000 Type B: all others
(d)(1)(ix)	Low Risk Auditee under 2 CFR §200.520?	Yes

**2. FINDINGS RELATED TO THE FINANCIAL STATEMENTS
REQUIRED TO BE REPORTED IN ACCORDANCE WITH GAGAS**

None.

3. FINDINGS FOR FEDERAL AWARDS

None.

Comprehensive Annual Financial Report

For the fiscal year ended June 30, 2018



Ryan Boettcher
Grade 11

ROCKY RIVER CITY SCHOOL DISTRICT
Cuyahoga County • Ohio

This page intentionally left blank.



Thomas Van Meter
Grade 2

ROCKY RIVER CITY SCHOOL DISTRICT
Cuyahoga County, Ohio

This page intentionally left blank.

Rocky River City School District
Comprehensive Annual Financial Report
For the Fiscal Year Ended June 30, 2018
Table of Contents

Title Page	Page
Table of Contents	i - iv
 I. Introductory Section	
Letter of Transmittal.....	1
List of Principal Officials	11
Organizational Chart.....	12
GFOA Certificate of Achievement.....	13
 II. Financial Section	
Independent Auditors' Report	15
Management's Discussion and Analysis	19
Basic Financial Statements:	
Government-wide Financial Statements:	
Statement of Net Position	41
Statement of Activities.....	42
Fund Financial Statements:	
Balance Sheet - Governmental Funds.....	43
Reconciliation of Total Governmental Fund Balances to Net Position - Governmental Activities	44
Statement of Revenues, Expenditures and Changes in Fund Balances - Governmental Funds	45
Reconciliation of the Statement of Revenues, Expenditures and Changes in Fund Balances - Governmental Funds to the Statement of Activities.....	46
Statement of Revenues, Expenditures and Changes in Fund Balance – Budget and Actual (Non-GAAP Budgetary Basis) - General Fund	47
Statement of Net Position - Proprietary Fund.....	48
Statement of Revenues, Expenses and Changes in Net Position - Proprietary Fund.....	49
Statement of Cash Flows - Proprietary Fund.....	50
Statement of Fiduciary Net Position - Fiduciary Funds.....	51

Statement of Changes in Fiduciary Net Position - Fiduciary Fund.....	52
Notes to the Basic Financial Statements.....	53
Required Supplementary Information:	
Schedule of the District’s Proportionate Share of the Net Pension Liability:	
School Employees Retirement System (SERS) of Ohio.....	108
State Teachers Retirement System (STRS) of Ohio	109
Schedule of District Pension Contributions:	
School Employees Retirement System (SERS) of Ohio.....	110
State Teachers Retirement System (STRS) of Ohio	112
Schedule of the District’s Proportionate Share of the Net OPEB Liability:	
School Employees Retirement System (SERS) of Ohio.....	114
State Teachers Retirement System (STRS) of Ohio	115
Schedule of District OPEB Contributions:	
School Employees Retirement System (SERS) of Ohio.....	116
State Teachers Retirement System (STRS) of Ohio	118
Notes to Required Supplementary	120
Combining Statements and Individual Fund Schedules:	
Major Funds:	
Fund Descriptions - Major Governmental Funds.....	124
Schedule of Revenues, Expenditures and Changes in Fund Balance - Budget and Actual (Non-GAAP Budgetary Basis) - General Fund.....	125
Schedule of Revenues, Expenditures and Changes in Fund Balance - Budget and Actual (Non-GAAP Budgetary Basis) - Bond Retirement Fund.....	129
Combining Statements - Nonmajor Governmental Funds:	
Combining Balance Sheet - Nonmajor Governmental Funds.....	130
Combining Statement of Revenues, Expenditures and Changes in Fund Balances - Nonmajor Governmental Funds.....	131
Combining Statements and Individual Fund Schedules - Nonmajor Special Revenue Funds:	
Fund Descriptions - Nonmajor Special Revenue Funds.....	132
Combining Balance Sheet - Nonmajor Special Revenue Funds	134
Combining Statement of Revenues, Expenditures and Changes in Fund Balances - Nonmajor Special Revenue Funds.....	138

Schedules of Revenues, Expenditures and Changes in
Fund Balance - Budget and Actual (Non-GAAP Budgetary Basis):

Nonmajor Special Revenue Funds:

Food Service Fund.....	141
Special Trust Fund.....	142
Other Grants Fund.....	143
District Managed Activity Fund.....	144
Auxiliary Services Fund.....	145
Data Communications Fund.....	146
Miscellaneous State Grants Fund.....	147
Title VI-B Fund.....	148
Title III Fund.....	149
Title I Fund.....	150
Preschool Disability Fund.....	151
Title II-A Fund.....	152
Miscellaneous Federal Grants Fund.....	153
Unclaimed Monies Fund.....	154
Uniform School Supplies Fund.....	155
Building Rotary Fund.....	156
Public School Support Fund.....	157

Combining Statements and Individual Fund Schedules - Nonmajor Capital Projects Fund:

Fund Description - Nonmajor Capital Projects Funds.....	158
Combining Balance Sheet - Nonmajor Capital Projects Funds.....	159
Combining Statement of Revenues, Expenditures and Changes in Fund Balances - Nonmajor Capital Projects Funds.....	160
Schedules of Revenues, Expenditures and Changes in Fund Balance - Budget and Actual (Non-GAAP Budgetary Basis):	
Nonmajor Capital Project Funds:	
Permanent Improvements Fund.....	161
Building Fund.....	162

Individual Fund Schedules - Nonmajor Internal Service Fund:

Fund Description - Nonmajor Internal Service Fund.....	164
Schedule of Revenues, Expenses and Changes in Fund Equity - Budget and Actual (Non-GAAP Budgetary Basis):	
Employee 125 Plan/Wellness Fund.....	165

Combining Statement and Individual Fund Schedules - Fiduciary Funds:

Fund Descriptions - Fiduciary Funds.....	166
--	-----

Schedule of Revenues, Expenses and Changes in Fund Equity -
 Budget and Actual (Non-GAAP Budgetary Basis) - Private-Purpose Trust Fund:

Special Trust Fund 167

Combining Statement of Changes in Assets and Liabilities - Agency Funds 168

III. Statistical Section

Table of Contents 169

Net Position by Component - Last Ten Fiscal Years
 (Accrual Basis of Accounting) 170

Changes in Net Position - Last Ten Fiscal Years
 (Accrual Basis of Accounting) 172

Fund Balances, Governmental Funds - Last Ten Fiscal
 Years (Modified Accrual Basis of Accounting) 178

Changes in Fund Balances, Governmental Funds - Last
 Ten Fiscal Years (Modified Accrual Basis of Accounting) 180

Assessed Valuation and Estimated Actual Value of Taxable
 Property - Last Ten Years 182

Direct and Overlapping Property Tax Rates - Last
 Ten Years 184

Principal Taxpayers, Real Estate Tax - December 31,
 2017 and December 31, 2008 185

Principal Taxpayers, Tangible Personal Property and Public Utility Property Tax -
 December 31, 2017 and December 31, 2008 186

Property Tax Levies and Collections - Last
 Ten Fiscal Years 188

Ratios of Outstanding Debt by Type - Last
 Ten Fiscal Years 190

Ratios of General Bonded Debt Outstanding - Last
 Ten Fiscal Years 191

Direct and Overlapping Governmental Activities
 Debt - June 30, 2018 192

Legal Debt Margin Information - Last Ten
 Fiscal Years 193

Demographic and Economic Statistics - Last Ten
 Fiscal Years 194

Principal Employers - Current Year and Ten Years Ago 195

Staffing Statistics, Full Time Equivalents (FTE) by Type and Function - Last Ten Fiscal Years	196
Operating Indicators by Function - Last Ten Fiscal Years	198
Capital Asset Statistics - Last Ten Fiscal Years	200
School Building Information - Last Ten Fiscal Years	202
Operating Statistics - Last Ten Fiscal Years	204
Certificated Teaching Staff Education, Experience and Average Salary Information - Last Ten Fiscal Years	206

THIS PAGE IS INTENTIONALLY LEFT BLANK

Comprehensive Annual Financial Report

For the fiscal year ended June 30, 2018

Prepared by Treasurer's Office
Greg R. Markus, CPA • Treasurer




*Olympic Gold Medalist Red Gerard Visits
Goldwood Primary School & Kensington Intermediate School*

ROCKY RIVER CITY SCHOOL DISTRICT
Cuyahoga County, Ohio

Comprehensive Annual Financial Report
For the fiscal year ended June 30, 2018

Introductory Section



*FIRST Robotics Team Earns Highest
Rookie Seed Award at Buckeye Regional Competition*

ROCKY RIVER CITY SCHOOL DISTRICT
Cuyahoga County, Ohio

Rocky River City School District

1101 Morewood Parkway • Rocky River, Ohio 44116
440-356-6000 • www.rrcs.org • markus.greg@rrcs.org
Greg R. Markus, CPA, CGMA, Treasurer/CFO



January 3, 2019

To the Board of Education, residents of the Rocky River City School District and other interested parties:

We are pleased to submit to you the Comprehensive Annual Financial Report (CAFR) of the Rocky River City School District (the “District”) for the fiscal year ended June 30, 2018. This CAFR, which includes financial statements and other financial and statistical data, conforms to accounting principles generally accepted in the United States of America (GAAP) as applicable to governmental entities. Responsibility for both the accuracy of the data presented, and the completeness and fairness of the presentation, including all disclosures, rests with the District. To the best of our knowledge and belief, the enclosed data are accurate in all material respects and are reported in a manner designed to present fairly the financial position and results of operations of the District. All disclosures necessary to enable the reader to gain an understanding of the District's financial activities have been included.

The report provides the taxpayers of the District, bond rating agencies and other interested parties with comprehensive financial information, enabling them to gain a clear understanding of the District's finances. This report is intended to contribute to meeting the accountability requirements of the public. Copies will be distributed to all school buildings, the Rocky River Public Library, the Rocky River Chamber of Commerce, rating agencies and other interested organizations. Copies will be made available to all residents of the District or any other interested party through the District's web site at www.rrcs.org.

The District

History¹

The District has a long and rich tradition of academic excellence by providing a plethora of educational opportunities to its students. Early settlers in what is now Rocky River realized the importance of education for their children. The first grammar school in the area was built around 1840 at the corner of Wagar and Detroit Roads. The next schoolhouse, a one-room red brick structure, held eight grades and was built around 1890 at the northeast corner of Center Ridge and Northview Roads.

Rocky River's first high school was organized in 1892 at the site of the old Wooster School on Wooster Road. Five students graduated in 1897, the first graduating class. On January 7, 1919, a new high school at the corner of Lakeview and Riverview Avenues was opened with an enrollment of 45 students. The current high school was built in 1950 and completed and opened for students in 1951 and has been improved and updated periodically over the years. The District built a new middle school on the same location of the prior middle school that was finished and opened to students in 2000. Most recently in August 2017, the District finished major renovations of the first floor of the original 1930 portion of Beach School to house a modern early childhood center to service special needs preschool students.

Current Organization

The District is governed by the Constitution of the State of Ohio and various statutes enacted by the Ohio General Assembly through the State Department of Education. Under Ohio law, the District is a separate and distinct unit of government with its own taxing authority. The Rocky River Board of Education is a five member board, elected at large, with staggered four year terms.

¹McCauley, Ann. [Rocky River...Timeless](#). The Rocky River Library Foundation, 2002

The District is located in a suburban area west of Cleveland, Ohio and encompasses the entire City of Rocky River and a small portion of the City of Fairview Park. The property tax base is primarily residential with a significant amount of retail commercial property. The District serves 2,698 students ranging from Kindergarten through Twelfth Grade. In addition, a wide range of services are provided for preschool-aged children and adults.

The Reporting Entity

The District has reviewed its reporting entity definition in order to insure conformance with the Government Accounting Standards Board Statement No. 14, "The Financial Reporting Entity" as amended by GASB Statement No. 39, "Determining Whether Certain Organizations Are Component Units" and GASB Statement No. 61, "The Financial Reporting Entity: Omnibus an Amendment of GASB Statements No. 14 and No. 34". In evaluating how to define the District for financial reporting purposes, management has considered all agencies, departments and organizations making up the District (the primary government) and its potential component units. The District has no component units and the District is not a component unit of any other governmental organization.

The District is associated with Connect and the Ohio Schools Council Association, both jointly governed organizations; the Suburban Health Consortium and the Ohio Schools' Council Workers' Compensation Group Rating Program, both insurance purchasing pools; and the Rocky River Public Library, a related organization.

Demographics, Economic Condition and Outlook²

The 2010 U.S. Census data reports a population of 20,213 (2017 estimate is 20,310 per the American Community Survey 5-Year Estimates) in the City of Rocky River with 9,769 housing units. The 2007 business census reports a total of 1,987 businesses within the City. The median household income is \$69,601, while the mean household income is \$112,255 (year 2017 data) and the per capita income is \$50,166 (year 2017 data). The median home value is \$223,000 (year 2017 data). In 2012, the median sale price for a home was \$212,500. As of October 2018, the median sale price of a home was \$249,950. Market trends as of October 2018 indicate an increase of \$28,000 (+13%) in median home sales price over the past year.

According to the 2013-2017 American Community Survey 5-Year Estimates, the median age in Rocky River was 45.6 years of age. Per the 2010 U.S. Census, the median age for residents of Rocky River was 43.5 and families (non-single residences) represented 55.2% of the population. Per the 2013-2017 American Community Survey 5-Year Estimates, the racial makeup of the city of those reporting one race or multi-race was 95.2% White, 1.6% African American, 0.7% Asian, 0.3% some other races, and 2.2% multi-racial. Hispanic or Latino of any race was 2.9% of the population.

Per the updated 2010 Demographic Profile Data, there were 9,329 households of which 24.2% had their own children under the age of 18 living with them, 45.8% were married couples living together, 7.7% had a female householder with no husband present, and 43.7% were single/non-family households. 25% of the households were made up of at least one individual under 18 years of age and 36% was made up of at least one individual 65 years of age or older. The average household size was 2.16 and the average family size was 2.95. In the city, the population was spread amongst age groupings with 23.4% under the age of 20, 3.2% from 20 to 24, 9.5% from 25 to 34, 13.1% from 35 to 44, 15.3% from 45 to 54, 13.2% from 55 – 64 and 22.5% who were 65 years of age or older.

² Primary sources of data used for this section are https://www.trulia.com/real_estate/44116-Rocky_River/market-trends/ and http://factfinder2.census.gov/faces/nav/jsf/pages/community_facts.xhtml (for zip code 44116)

Additionally, per the 2013-2017 American Community Survey, the City had an employed civilian population ages 16 years and over of 10,076 with the occupational makeup being 59.9% management, business, science, and arts occupations, 9.0% Service occupations, 20.3% Sales and office occupations, 2.5% Natural resources, construction, and maintenance occupations, and 8.4% Production, transportation, and material moving occupations. 55.5% of the population has at least a bachelor's degree. Businesses within the community are predominantly retail and service oriented.

The District receives 76% of its governmental fund revenues from local property tax collections. Therefore, the long-term financial health of the District is very dependent on its tax base. The total assessed valuation of the District's tax duplicate has risen 4.9% over the last ten years. The increased value in the tax duplicate is due primarily to revisions in property values made by the County Auditor every three years as well as some new construction, although assessed values had decreased in more recent years due to the elimination of tangible personal property values from the tax duplicate as well as an overall reduction based on the triennial property update that took effect for collection year 2010 due to the generally depressed market for property values. However, the most recent triennial property update effective January of 2016 helped produce an overall increase of 8% for tax year 2015/collection year 2016 as compared to the January 2015 values. Further, the sexennial reappraisal that was recently completed by Cuyahoga County is expected to produce an increase in assessed valuation of 16.5% for tax year 2018/collection year 2019.

The City of Rocky River is almost completely developed, so future assessed valuation increases will come primarily from property value changes. There may also be some growth from the demolition of existing commercial and residential building stock and the subsequent redevelopment of such property, as this is becoming increasingly common in fully-developed suburban areas like Rocky River. There are no major manufacturing plants located within the District's boundaries. In terms of assessed dollar value, the largest real property taxpayer owns approximately 2.81% of the total assessed valuation within the District.

Major Initiatives - Fiscal Year 2018

During fiscal year 2018, the District continued working towards the goals as outlined in the District's Strategic Plan that was adopted in fiscal 2009. This strategic plan outlines actions designed to achieve desired outcomes. It is a statement of the Rocky River City School District's mission, beliefs, and goals. It defines what we as a community envision for the future of our schools, and details objectives and strategies to guide us on our journey. Approved by the Board of Education on June 25, 2009, this Plan is meant to serve as the compass by which the District will chart its course for the next ten years. As the 2014-15 school year was the mid-point of the ten year strategic plan lifecycle, the District undertook a comprehensive update process to realign and adjust the functional strategic area results that will be achieved by 2019. The Strategic Plan, as adopted and amended, is as follows:

BELIEFS

We believe ...

- Students are the heart of our purpose.
- Student success requires a partnership among family, school and community.
- A Rocky River education empowers values, inspires curiosity and encourages talents that lead to success.
- High expectations lead to high achievement.
- Lifelong learners thrive as they embrace the changing global society.

An exceptional school district demonstrates all of the above.

STRATEGIC OBJECTIVES

- All students will engage in contemporary, globally competitive curricular and co-curricular programs of excellence.
- All students will achieve their educational goals incorporating the highest international standards.
- All students will participate in a student-centered environment that addresses educational, social, and emotional needs.
- All students will learn through lessons and experience that communication is open, sincere, timely, and responsive.
- All students will attend schools that are state-of-the art facilities.
- All students will learn in an environment that is technologically competitive on a global level.

COMMUNICATIONS

Proactively share comprehensive and timely information with all stakeholders about updates on progress in achieving our mission and the opportunities that our school district provides.

- The District website is the primary source of information about District events/accomplishments and curricular/extracurricular opportunities for students.
- Relevant safety and security information is provided to stakeholders in a timely fashion.
- Legislative information that may impact the District on a local, state, or federal level is communicated to stakeholders.
- Updates on the progress and status of achieving the District's strategic objectives and mission are accessible to stakeholders.

CURRICULUM and CO-CURRICULUM

Develop and implement 21st century curricula, support systems, and co-curricular programming to ensure the highest expectations of excellence in an increasingly interconnected world.

- Career pathways are illuminated and explored enabling students to succeed as independent, self-sufficient citizens in a dynamic world.
- Students understand their learning process and their progress, and necessary data are communicated and used to facilitate each child's growth and development.
- Students are self-aware and socially and emotionally prepared to persevere in an interconnected and competitive world.
- Students understand, and are contributing participants in, a diverse, global setting.
- Curricula, instruction and assessment are aligned and articulated, and prepare students for the rigors of the 21st century global economy.

FACILITIES

Continue to improve and maintain facilities that meet our mission.

- School buildings and grounds use creative strategies to promote community and foster student interaction.
- District facilities continue to enhance exemplary curricular and co-curricular opportunities for all students.
- A facilities master plan provides a blueprint for buildings and systems that support student success, and enhance campus safety and accessibility.
- The facilities master plan uses nontraditional funding sources and maximizes operational efficiencies.

FINANCE

Provide traditional and nontraditional fiscal resources and efficiencies to meet our mission of excellence to support the other strategies.

- Feasible alternative revenue streams supplement traditional funding sources.
- Operational efficiencies and cost-containment measures are instituted, based on industry standards and benchmarks, to optimize resources for District programs.
- Multiple channels are used to inform the community about the District's financial status and the Ohio school finance environment.
- Accelerated funding of the District's cash reserves ensures financial stability, observes internal benchmarks and avoids detrimental impact to educational outcomes.
- A dedicated revenue stream is established to sufficiently provide for maintenance and improvement of the District's capital assets.

HUMAN RESOURCES

Recruit, hire, and retain exceptional staff to accomplish our mission.

- A comprehensive approach is in place, includes stakeholders, and assures the District continues to attract, hire, and retain exceptional employees.
- Administrators research, promote and communicate available, pertinent professional development opportunities for employees.
- Opportunities are offered to enhance relationships between District employees.
- Wellness programs promote improved health among all members of the District.
- Human Resource operations are efficient, cost effective, and sustainable.

TECHNOLOGY

Maximize the utilization and implementation of current technology to provide the students and staff training necessary to support achievement of our mission and strategic objectives.

- Technological literacy is expected and promoted throughout the District to deploy and utilize resources in an effective, consistent, and coordinated manner.
- The technology architecture is proactively maintained and enhanced to support operations of the District.
- All students have appropriate and readily available access and opportunity to use technology, and are empowered to be responsible digital citizens.
- Students have the resources necessary to develop the current technology skills required for college and career readiness.
- Technology enhances the safety and security of students and staff.

Goals for 2019

One of the primary goals for 2019 is to continue the implementation components of the aforementioned Strategic Plan to address the realigned and updated results for the functional strategic areas.

In addition to this goal, the following financial goals will be addressed:

- To effectively use District resources to assure the highest quality educational program while attempting to meet the District's revised financial plan. This includes continually working towards successfully managing funds that will be generated from the additional 4.9 mill combined operating and permanent improvement property tax levy that was passed in May of 2017 to support the District's programming by providing financial stability through at least fiscal year 2022. This will include prioritizing curricular needs such as all-day kindergarten, expansion of course offerings such as world language, career tech education, and an increased emphasis on college preparation, amongst other programmatic improvements. This will be accomplished in large part by carefully developing, monitoring and adjusting short-term and long-term financial projections and expenditures based on educational needs and objectives and attempting to anticipate and react to various outside factors such as state funding changes and major cost drivers.
- To continue to educate the electorate of the District on the District's financial situation and its impact on the future prosperity and financial stability of the District; to communicate the District's dependence on local taxpayer support and current issues with the state funding; garner input from knowledgeable citizens and other experts in the community regarding local economics; and more effectively share the District's stewardship and effective use of tax dollars through modern communication methods and platforms (e.g. social media) to reach a larger portion of stakeholders.
- To receive the Government Finance Officers Association (GFOA) Certificate of Achievement for Excellence in Financial Reporting and Auditor of State Award with Distinction for this fiscal year 2018 CAFR.
- To continue to assure that the District's property tax base remains strong and stable by working through economic issues with city and county governments, the business community, and individual property owners.

- To continue to effectively and efficiently utilize and maintain District facilities that were substantially improved with the \$42.9 million bond issue that was approved by the voters in May 2010 as part of the District's Master Plan for facilities. This goal will include the continued development and implementation of a five-year capital plan that will be used as the roadmap to reach this goal.

Financial Policies Impacting the Financial Statements

The Board of Education approved the District's Ten-Year Strategic Plan (the "Plan") in fiscal year 2009 and updated components of the plan in 2015. The Plan (goals of which are described above) serves as a roadmap for allocating resources to achieve desired outcomes. The District recently completed all significant improvements called for under the comprehensive Facilities Master Plan as outlined in the Plan, developed to ensure the cost-effective use of facilities consistent with its educational programs. Reviews and recommendations for programmatic changes, student reassignments, and building reuse or closings are all considered in the context of the Plan and have a significant financial impact as they relate to the District's education facilities and allocation of resources.

The Board of Education made a policy decision in the spring of 2010 to utilize interest rebates from the federal government from interest that the District would be paying on Qualified School Construction Bonds (QSCBs) and Build America Bonds (BABs) for receipt to the general fund, as allowable by current federal regulations, for four full calendar years (covering five fiscal years) in order to sustain the District's operations. This additional general fund operating revenue source ceased with the payment received in November, 2014, and then reverted to the bond retirement fund for future debt service payment purposes starting with the last BAB subsidy payment received in April 2015. With a current refunding of the BABs to tax-exempt bonds being effectuated in December of 2014, Direct subsidies on those bonds will no longer be received, but direct subsidies on the QSCBs are still expected to be received as authorized by the federal government and are anticipated to be used exclusively for debt service purposes.

Effective January 1, 2014, the Board of Education made a policy decision to move ½-mill of inside property tax millage to the permanent improvement fund from the general fund. Permanent improvement fund expenditures are generally restricted to significant capital improvements and equipment purchases with an estimated useful life of five years or longer. This inside millage is expected to generate approximately \$456,000 annually based on the District's expected valuation for collection year 2019.

Long-Term Financial Planning

As part of the District's long-term planning, the Treasurer/CFO prepares a five-year financial forecast. This document provides a snapshot of historical and projected revenues and expense over the next five years and is accompanied by financial assumption notes. The Board of Education reviews this document on a semi-annual basis for changes that might impact their financial decisions. Further, the Treasurer/CFO meets at least semi-annually with a citizens finance committee comprised of residents that have a financial, business, legal and/or governmental background. This committee reviews the five-year forecast and other financial issues confronting the District and may offer suggestions and recommendations for the Treasurer/CFO to present to the Board of Education.

The Treasurer/CFO also prepares and updates a five year capital/permanent improvement forecast that is periodically reviewed and updated by the Board of Education and Administration to aid in long-term capital planning.

A formal policy was adopted by the Board of Education during fiscal year 2014 to reserve and restrict a minimum level of operating cash in order to mitigate the risk of a funding shortfall and to comply with best practices as established by the GFOA and other reputable sources as they related to sound fiscal management of an organization. The current intent is to reserve a minimum of \$175,000 per year until an amount equal to 2 mills of property valuation is reached (approximately \$1.824 million based on the expected property valuation for collection year 2019). Further, the Board policy requires a majority vote to release any reserved funds upon recommendation of the Superintendent. The Board and Administration will also look at opportunities to accelerate the funding of this reserve amount based on significant and unexpected one-time revenue sources or significant unanticipated savings from various budget areas, or by other means, as this acceleration is specifically called for as part of the realigned and updated strategic plan results mentioned previously.

Financial Information

Internal Accounting and Budgetary Control: In developing the District's accounting system, much consideration was given to the adequacy of internal accounting controls. Internal accounting controls are designed to provide reasonable, but not absolute assurance regarding the safeguarding of assets against loss from unauthorized use or disposition and the reliability of financial records for preparing the financial statements and maintaining the accountability of assets. The concept of reasonable assurance is based on the assumption the cost of internal accounting controls should not exceed the benefits expected to be derived from their implementation.

The District utilizes a fully automated accounting system as well as an automated system of control for capital assets and payroll. Further, the District has been utilizing an automated vendor payment auditing system that reviews every vendor disbursement run through the system to verify compliance with laws and regulation and reviews for indications of fraudulent activity. This automated system was expanded recently to include payroll disbursements. These systems, along with the manual auditing of each voucher prior to payment, as well as multiple levels of review of and segregation of duties over revenue collections and investments ensures financial information generated is both accurate and reliable.

At the beginning of each fiscal year, the Board of Education adopts either a temporary appropriation measure or a permanent appropriation measure for the fiscal year. If a temporary appropriation is first adopted, the permanent appropriation measure must be adopted upon receipt from the County Fiscal Officer of an amended certificate of estimated resources based on final assessed values and tax rates, which is usually within three months of the fiscal year.

Annual appropriations may not exceed the County Budget Commission's official estimate of resources. The County Fiscal Officer must certify that the Board of Education's appropriation measures, including any supplements or amendments, do not exceed the amount set forth in the latest of those official estimates.

All disbursements and transfers of cash between funds require appropriation authority from the Board. Budgets are controlled at the fund level for all District funds. All operational department purchase order requests must be approved by the Executive Director of Human Resources and Support Services, while site-based purchase orders are reviewed by individual school principals. Building fund and/or permanent improvement funds requisitions/purchase orders are typically reviewed by the Superintendent or Executive Director of Human Resources and Support Services while requisitions/purchase orders against grant funds are reviewed by designated grant managers responsible for administering the goals of the grant. All requisitions/purchase orders are then reviewed by a Treasurer's Office staff member and the Treasurer/CFO and then certified for availability of funds. Necessary funds are then encumbered and purchase orders released to vendors. Those requests which exceed the available appropriation are rejected until additional appropriations are secured.

The accounting system used by the District provides interim financial reports which detail year-to-date expenditures and encumbrances versus the original appropriation plus any additional appropriations to date. In addition to interim financial statements, each administrator and school principal is furnished monthly reports showing the status of the budget accounts for which they are responsible. As an additional safeguard, all employees are covered by a blanket bond and certain individuals in policy making roles are covered by a separate, higher limit bond.

The basis of accounting and the various funds utilized by the District are fully described in Note 2 of the financial statements. Additional information on the District's budgetary accounting can also be found in Note 2.

Financial Reporting

The District's basic financial statements report on the District's financial activities as follows:

Government-wide financial statements: These statements are prepared on an accrual basis of accounting which is similar to the basis of accounting followed by many businesses. The government-wide statements distinguish between those activities of the District that are governmental and those that are considered business-type activities. The District has no business-type activities.

Fund financial statements: The focus of fund financial statements is on major funds rather than reporting funds by type. Non-major funds are presented in total in one column. Governmental funds use the modified accrual basis of accounting and include reconciliation to the governmental activities accrual information presented in the governmental-wide financial statements. Fiduciary funds use the accrual basis of accounting.

Statements of budgetary comparisons: These statements present comparisons of actual information to the legally adopted budget. The budgetary basis as provided by law is based upon accounting for certain transactions on a basis of cash receipts, disbursements and encumbrances.

As part of this reporting model, management is responsible for preparing a Management Discussion and Analysis (MD&A) of the District. This discussion is presented in the financial section of this report and provides an assessment of the District finances for fiscal year 2018. This transmittal letter is intended to be read in conjunction with the District's MD&A.

Independent Audit

State statutes require the District to be subjected to an annual examination by an independent auditor. An annual audit serves to maintain and strengthen the District's accounting and budgetary controls. The Auditor of State of Ohio rendered an opinion on the District's financial statements as of and for the year ended June 30, 2018. The opinion appears at the beginning of the financial section of this report.

Pursuant to statute, the State prescribes a uniform accounting system to standardize accounting classification and financial reporting for all school governments in Ohio. The District adopted and has been in conformance with that system beginning with its financial report for the year 1979.

Awards

The Government Finance Officers Association of the United States and Canada (GFOA) awarded its Certificate of Achievement for Excellence in Financial Reporting to the Rocky River City School District for its comprehensive annual financial report (CAFR) for the year ended June 30, 2017.

This was the twenty-seventh year that the Rocky River City School District has achieved this prestigious award. In order to be awarded a Certificate of Achievement, a governmental unit must publish an easily readable and efficiently organized CAFR, whose contents conform to program standards. Such a report must satisfy both GAAP and applicable legal requirements.

A Certificate of Achievement is valid for a period of one year only. We believe that our current comprehensive annual financial report continues to meet the Certificate of Achievement Program's requirements and we are submitting it to the GFOA to determine its eligibility for another certificate. This Certificate is the highest form of recognition available for governmental accounting and financial reporting. Attainment of this Certificate represents a substantial accomplishment for any governmental entity.

Acknowledgments

The publication of this report continues in the District's tradition of providing a high level of accountability of the District's finances to taxpayers, investors and other internal and external users of such information. This accomplishment would not have been possible without the support and efforts of Treasurer's office staff members Dale Cummins, Margaret Donnelly and Julie Allen, as well as administrators and other employees of the District. Assistance of the County Fiscal Officer's office staff and other outside agencies made possible the fair presentation of statistical data provided in this report.

Special thanks are extended to the CPA firm of Julian & Grube, Inc. for their technical assistance in preparing this report as well as to Dr. Dianna Foley, the District's former Executive Director of Communications, Technology and Organizational Development, for designing the covers and divider pages of this report.

The Board of Education's commitment to excellence to the District in general, and support for this project in particular, are sincerely appreciated.

Respectfully Submitted,



Greg R. Markus, CPA, CGMA
Treasurer/CFO



Michael G. Shoaf, Ed.D.
Superintendent of Schools

Rocky River City School District

Principal Officials

June 30, 2018

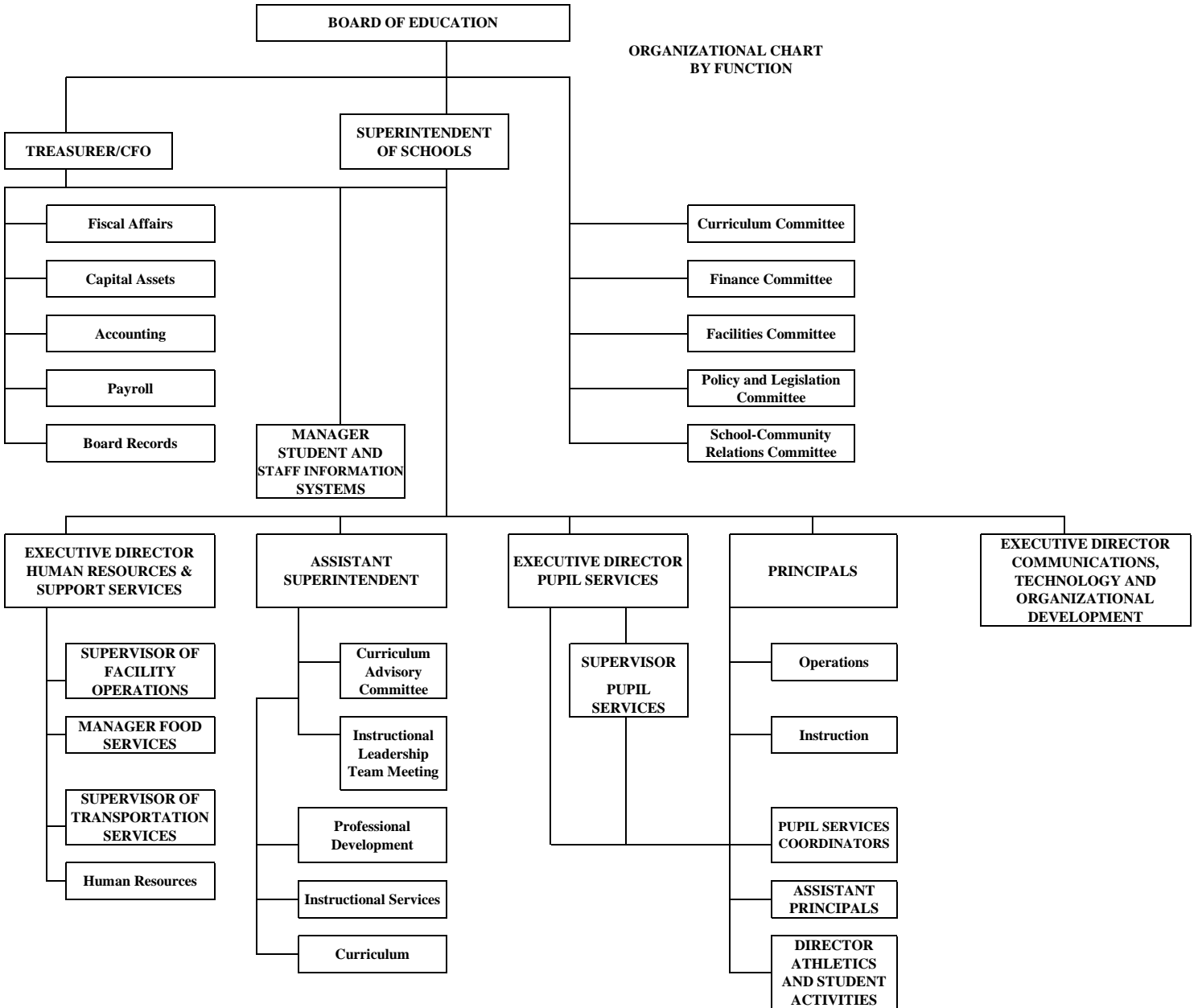
Board of Education

Kathleen Goepfert President
Dianna Leitch Vice-President
Ruth Beach Member
Dr. Jon Fancher Member
Addie Olander Member

Administration

Michael G. Shoaf, Ed.D Superintendent
Elizabeth Anderson Assistant Superintendent
Samuel Gifford Executive Director of Human Resources and Support Services
Dianna Foley, PhD Executive Director of Communications and Organizational Development
Jennifer Norman Executive Director of Pupil Services
Greg R. Markus, CPA, CGMA Treasurer/CFO

**ORGANIZATIONAL CHART
BY FUNCTION**





Government Finance Officers Association

Certificate of
Achievement
for Excellence
in Financial
Reporting

Presented to

Rocky River City School District

Ohio

For its Comprehensive Annual
Financial Report
for the Fiscal Year Ended

June 30, 2017

Christopher P. Morrill

Executive Director/CEO

THIS PAGE IS INTENTIONALLY LEFT BLANK

Comprehensive Annual Financial Report
For the fiscal year ended June 30, 2018

Financial Section



*RRHS Fencing Club Girls' Team
Overall State Champions*

ROCKY RIVER CITY SCHOOL DISTRICT
Cuyahoga County, Ohio



Dave Yost • Auditor of State

INDEPENDENT AUDITOR'S REPORT

Rocky River City School District
Cuyahoga County
1101 Morewood Parkway
Rocky River, Ohio 44116

To the Board of Education:

Report on the Financial Statements

We have audited the accompanying financial statements of the governmental activities, each major fund, and the aggregate remaining fund information of Rocky River City School District, Cuyahoga County, Ohio (the District), as of and for the year ended June 30, 2018, and the related notes to the financial statements, which collectively comprise the District's basic financial statements as listed in the table of contents.

Management's Responsibility for the Financial Statements

Management is responsible for preparing and fairly presenting these financial statements in accordance with accounting principles generally accepted in the United States of America; this includes designing, implementing, and maintaining internal control relevant to preparing and fairly presenting financial statements that are free from material misstatement, whether due to fraud or error.

Auditor's Responsibility

Our responsibility is to opine on these financial statements based on our audit. We audited in accordance with auditing standards generally accepted in the United States of America and the financial audit standards in the Comptroller General of the United States' *Government Auditing Standards*. Those standards require us to plan and perform the audit to reasonably assure the financial statements are free from material misstatement.

An audit requires obtaining evidence about financial statement amounts and disclosures. The procedures selected depend on our judgment, including assessing the risks of material financial statement misstatement, whether due to fraud or error. In assessing those risks, we consider internal control relevant to the District's preparation and fair presentation of the financial statements in order to design audit procedures that are appropriate in the circumstances, but not to the extent needed to opine on the effectiveness of the District's internal control. Accordingly, we express no such opinion. An audit also includes evaluating the appropriateness of management's accounting policies and the reasonableness of their significant accounting estimates, as well as our evaluation of the overall financial statement presentation.

We believe the audit evidence we obtained is sufficient and appropriate to support our audit opinions.

Opinion

In our opinion, the financial statements referred to above present fairly, in all material respects, the respective financial position of the governmental activities, each major fund, and the aggregate remaining fund information of the Rocky River City School District, Cuyahoga County, Ohio, as of June 30, 2018, and the respective changes in financial position and, where applicable, cash flows thereof and the budgetary comparison for the General Fund thereof for the year then ended in accordance with the accounting principles generally accepted in the United States of America.

Emphasis of Matter

As discussed in Note 3 to the financial statements, during 2018, the District adopted new accounting guidance in Governmental Accounting Standards Board (GASB) Statement No. 75, *Accounting and Financial Reporting for Postemployment Benefits Other Than Pensions*. We did not modify our opinion regarding this matter.

Other Matters

Required Supplementary Information

Accounting principles generally accepted in the United States of America require this presentation to include *management's discussion and analysis*, and schedules of net pension and other post-employment benefit liabilities and pension and other post-employment benefit contributions listed in the table of contents, to supplement the basic financial statements. Although this information is not part of the basic financial statements, the Governmental Accounting Standards Board considers it essential for placing the basic financial statements in an appropriate operational, economic, or historical context. We applied certain limited procedures to the required supplementary information in accordance with auditing standards generally accepted in the United States of America, consisting of inquiries of management about the methods of preparing the information and comparing the information for consistency with management's responses to our inquiries, to the basic financial statements, and other knowledge we obtained during our audit of the basic financial statements. We do not opine or provide any assurance on the information because the limited procedures do not provide us with sufficient evidence to opine or provide any other assurance.

Supplementary and Other Information

Our audit was conducted to opine on the District's basic financial statements taken as a whole.

The introductory section, the financial section's combining statements, individual fund statements and schedules, and the statistical section information present additional analysis and are not a required part of the basic financial statements.

The statements and schedules are management's responsibility, and derive from and relate directly to the underlying accounting and other records used to prepare the basic financial statements. We subjected this information to the auditing procedures we applied to the basic financial statements. We also applied certain additional procedures, including comparing and reconciling this information directly to the underlying accounting and other records used to prepare the basic financial statements or to the basic financial statements themselves in accordance with auditing standards generally accepted in the United States of America. In our opinion, this information is fairly stated in all material respects in relation to the basic financial statements taken as a whole.

We did not subject the introductory section and statistical section information to the auditing procedures applied in the audit of the basic financial statements and, accordingly, we express no opinion or any other assurance on them.

Other Reporting Required by Government Auditing Standards

In accordance with *Government Auditing Standards*, we will also issue our report dated January 3, 2019, on our consideration of the District's internal control over financial reporting and our tests of its compliance with certain provisions of laws, regulations, contracts and grant agreements and other matters. That report describes the scope of our internal control testing over financial reporting and compliance, and the results of that testing, and does not opine on internal control over financial reporting or on compliance. That report is an integral part of an audit performed in accordance with *Government Auditing Standards* in considering the District's internal control over financial reporting and compliance.

A handwritten signature in black ink that reads "Dave Yost". The signature is written in a cursive style with a large, looping "D" and "Y".

Dave Yost
Auditor of State
Columbus, Ohio

January 3, 2019

This page intentionally left blank.

**ROCKY RIVER CITY SCHOOL DISTRICT
CUYAHOGA COUNTY, OHIO**

**MANAGEMENT'S DISCUSSION AND ANALYSIS
FOR THE FISCAL YEAR ENDED JUNE 30, 2018
(UNAUDITED)**

The discussion and analysis of Rocky River City School District's (the "District") financial performance provides an overall review of the District's financial activities for the fiscal year ended June 30, 2018. The intent of this discussion and analysis is to look at the District's financial performance as a whole; readers should also review the transmittal letter, notes to the basic financial statements and financial statements to enhance their understanding of the District's financial performance.

Financial Highlights

Key financial highlights for 2018 are as follows:

In total, net position of the governmental activities increased \$20.2 million from a restated deficit balance of \$46.8 million at June 30, 2017 (as restated – see Note 3) to a deficit of \$26.6 million at June 30, 2018.

Total governmental activities revenues increased \$4.7 million and total governmental activities expenses decreased \$21.3 million for fiscal year 2018.

Program revenue, revenue from specific fees and grants, decreased to 9.92 percent of all revenue from 11.18 percent in 2017. Over 90 percent of governmental activities revenues come from general revenues, primarily property taxes.

Total capital assets, net decreased from \$52.7 million at June 30, 2017 to \$51.5 million at June 30, 2018.

The District's outstanding long-term obligations decreased to \$109.1 million at June 30, 2018 from \$117.7 million at June 30, 2017.

The District's major governmental funds are the general fund and bond retirement fund. The general fund had \$39.6 million in revenues and other financing sources and \$38.8 million in expenditures and other financing uses. During fiscal 2018, the general fund's fund balance increased \$0.8 million, from a balance of \$7.4 million to a balance of \$8.2 million.

The bond retirement fund had \$4.5 million in revenues and other financing sources and \$5.6 million expenditures. During fiscal 2018, the bond retirement fund's fund balance decreased \$1.1 million from \$4.8 million to \$3.7 million.

Using these Basic Financial Statements

This annual report consists of a series of financial statements and notes to those statements. These statements are organized so the reader can understand the District as a financial whole, an entire operating entity. The statements then proceed to provide an increasingly detailed look at specific financial activities.

The *statement of net position* and *statement of activities* provide information about the activities of the whole District, presenting both an aggregate view of the District's finances and a longer-term view of those finances. Fund financial statements provide the next level of detail. For governmental funds, these statements tell how services were financed in the short-term and what remains for future spending. The fund financial statements also look at the District's most significant funds with all other non-major funds presented in total in one column. In the case of the District, the general fund and bond retirement fund are by far the most significant funds.

**ROCKY RIVER CITY SCHOOL DISTRICT
CUYAHOGA COUNTY, OHIO**

MANAGEMENT'S DISCUSSION AND ANALYSIS
FOR THE FISCAL YEAR ENDED JUNE 30, 2018
(UNAUDITED)

Reporting the District as a Whole

Statement of Net Position and the Statement of Activities

While this document contains the large number of funds used by the District to provide programs and activities, the view of the District as a whole looks at all financial transactions and asks the question, "How did we do financially during 2018?" The statement of net position and the statement of activities answer this question. These statements include *all assets, deferred outflows of resources, liabilities, deferred inflows of resources, revenues and expenses* using the *accrual basis of accounting* similar to the accounting used by most private-sector companies. This basis of accounting will take into account all of the current year's revenues and expenses regardless of when cash is received or paid.

These two statements report the District's *net position* and changes in that position. This change in net position is important because it tells the reader that, for the District as a whole, the *financial position* of the District has improved or diminished. The causes of this change may be the result of many factors, some financial, some not. Non-financial factors include the District's property tax base, current property tax laws in Ohio restricting revenue growth, facility conditions, required educational programs and other factors.

The statement of net position and the statement of activities include the District's programs and services, including instruction, support services (which includes the operation and maintenance of plant and pupil transportation), extracurricular activities and food service operations.

The District's statement of net position and statement of activities can be found on pages 41-42 of this report.

Reporting the District's Most Significant Funds

Fund Financial Statements

Fund financial statements provide detailed information about the District's major funds. The District uses many funds to account for a multitude of financial transactions. However, these fund financial statements focus on the District's most significant funds. The District's major governmental funds are the general fund and bond retirement fund.

Governmental Funds

Most of the District's activities are reported in governmental funds, which focus on how money flows into and out of those funds and the balances left at year-end, available for spending in future periods. These funds are reported using an accounting method called *modified accrual* accounting, which measures cash and all other *financial assets* that can readily be converted to cash. The governmental fund statements provide a detailed *short-term view* of the District's general government operations and the services it provides.

Governmental fund information helps you determine whether there are more or fewer financial resources that can be spent in the near future to finance educational programs. The relationship (or differences) between governmental *activities* (reported in the statement of net position and the statement of activities) and governmental *funds* is reconciled in the financial statements. The basic governmental fund financial statements can be found on pages 43-47 of this report.

**ROCKY RIVER CITY SCHOOL DISTRICT
CUYAHOGA COUNTY, OHIO**

**MANAGEMENT'S DISCUSSION AND ANALYSIS
FOR THE FISCAL YEAR ENDED JUNE 30, 2018
(UNAUDITED)**

Proprietary Funds

The District maintains a proprietary fund. Internal service funds are an accounting device used to accumulate and allocate costs internally among the District's various functions. The District's internal service fund accounts for employee benefit programs. The basic proprietary fund financial statements can be found on pages 48-50 of this report.

Fiduciary Funds

The District is a trustee, or fiduciary, for its scholarship programs. This activity is presented as a private-purpose trust fund. The District also acts in a trustee capacity as an agent for individuals or other entities. These activities are reported in agency funds. All of the District's fiduciary activities are reported in separate statements of fiduciary net position and changes in fiduciary net position on pages 51 and 52. These activities are excluded from the District's other financial statements because the assets cannot be utilized by the District to finance its operations.

Notes to the Basic Financial Statements

The notes provide additional information that is essential to a full understanding of the data provided in the government-wide and fund financial statements. These notes to the basic financial statements can be found on pages 53-105 of this report.

Required Supplementary Information

In addition to the basic financial statements and accompanying notes, this report also presents certain required supplementary information concerning the District's net pension liability and net OPEB liability. The required supplementary information can be found on pages 108-121 of this report.

**ROCKY RIVER CITY SCHOOL DISTRICT
CUYAHOGA COUNTY, OHIO**

MANAGEMENT'S DISCUSSION AND ANALYSIS
FOR THE FISCAL YEAR ENDED JUNE 30, 2018
(UNAUDITED)

The District as a Whole

The statement of net position provides the perspective of the District as a whole. Table 1 below provides a summary of the District's net position for 2018, 2017 and 2016. The net position at June 30, 2017 has been restated as described in Note 3.

TABLE 1
Net Position
(In millions)

	Governmental Activities 2018	Restated Governmental Activities 2017	Governmental Activities 2016
<u>Assets</u>			
Current and other assets	\$ 53.9	\$ 48.8	\$ 45.9
Capital assets, net	51.5	52.7	54.4
Total assets	<u>105.4</u>	<u>101.5</u>	<u>100.3</u>
<u>Deferred outflows of resources</u>			
Unamortized deferred charges	1.1	1.2	0.3
Pension	16.3	14.5	5.6
OPEB	0.5	-	-
Total deferred outflows of resources	<u>17.9</u>	<u>15.7</u>	<u>5.9</u>
<u>Liabilities</u>			
Current liabilities	5.4	5.0	5.0
Long-term liabilities:			
Due within one year	3.0	4.7	3.4
Due in more than one year:			
Net pension liability	48.0	66.1	51.0
Net OPEB liability	10.6	13.2	-
Other amounts	47.4	46.9	48.4
Total liabilities	<u>114.4</u>	<u>135.9</u>	<u>107.8</u>
<u>Deferred inflows of resources</u>			
Property taxes and PILOTS	32.3	28.0	22.8
Pensions	1.9	0.1	3.5
OPEB	1.3	-	-
Total deferred inflows of resources	<u>35.5</u>	<u>28.1</u>	<u>26.3</u>
<u>Net Position</u>			
Net investment in capital assets	10.3	7.4	8.0
Restricted	5.9	6.3	5.4
Unrestricted (deficit)	<u>(42.8)</u>	<u>(60.5)</u>	<u>(41.3)</u>
Total net position (deficit)	<u>\$ (26.6)</u>	<u>\$ (46.8)</u>	<u>\$ (27.9)</u>

**ROCKY RIVER CITY SCHOOL DISTRICT
CUYAHOGA COUNTY, OHIO**

MANAGEMENT'S DISCUSSION AND ANALYSIS
FOR THE FISCAL YEAR ENDED JUNE 30, 2018
(UNAUDITED)

Net Pension Liability

The net pension liability (NPL) is the largest single liability reported by the District at June 30, 2018 and is reported pursuant to GASB Statement 68, "Accounting and Financial Reporting for Pensions—an Amendment of GASB Statement 27." For fiscal year 2018, the District adopted GASB Statement 75, "Accounting and Financial Reporting for Postemployment Benefits Other Than Pensions," which significantly revises accounting for costs and liabilities related to other postemployment benefits (OPEB). For reasons discussed below, many end users of this financial statement will gain a clearer understanding of the District's actual financial condition by adding deferred inflows related to pension and OPEB, the net pension liability, and the net OPEB liability to the reported net position and subtracting deferred outflows related to pension and OPEB.

Governmental Accounting Standards Board standards are national and apply to all government financial reports prepared in accordance with generally accepted accounting principles. Prior accounting for pensions (GASB 27) and postemployment benefits (GASB 45) focused on a funding approach. This approach limited pension and OPEB costs to contributions annually required by law, which may or may not be sufficient to fully fund each plan's *net pension liability* or *net OPEB liability*. GASB 68 and GASB 75 take an earnings approach to pension and OPEB accounting; however, the nature of Ohio's statewide pension/OPEB plans and state law governing those systems requires additional explanation in order to properly understand the information presented in these statements.

GASB 68 and GASB 75 require the net pension liability and the net OPEB liability to equal the District's proportionate share of each plan's collective:

1. Present value of estimated future pension/OPEB benefits attributable to active and inactive employees' past service.
2. Minus plan assets available to pay these benefits.

GASB notes that pension and OPEB obligations, whether funded or unfunded, are part of the "employment exchange" – that is, the employee is trading his or her labor in exchange for wages, benefits, and the promise of a future pension and other postemployment benefits. GASB noted that the unfunded portion of this promise is a present obligation of the government, part of a bargained-for benefit to the employee and should accordingly be reported by the government as a liability since they received the benefit of the exchange. However, the District is not responsible for certain key factors affecting the balance of these liabilities. In Ohio, the employee shares the obligation of funding pension benefits with the employer. Both employer and employee contribution rates are capped by State statute. A change in these caps requires action of both Houses of the General Assembly and approval of the Governor. Benefit provisions are also determined by State statute. The Ohio Revised Code permits, but does not require, the retirement systems to provide healthcare to eligible benefit recipients. The retirement systems may allocate a portion of the employer contributions to provide for these OPEB benefits.

The employee enters the employment exchange with the knowledge that the employer's promise is limited not by contract but by law. The employer enters the exchange also knowing that there is a specific, legal limit to its contribution to the retirement system. In Ohio, there is no legal means to enforce the unfunded liability of the pension/OPEB plan *as against the public employer*. State law operates to mitigate/lessen the moral obligation of the public employer to the employee, because all parties enter the employment exchange with notice as to the law. The retirement system is responsible for the administration of the pension and OPEB plans.

**ROCKY RIVER CITY SCHOOL DISTRICT
CUYAHOGA COUNTY, OHIO**

**MANAGEMENT'S DISCUSSION AND ANALYSIS
FOR THE FISCAL YEAR ENDED JUNE 30, 2018
(UNAUDITED)**

Most long-term liabilities have set repayment schedules or, in the case of compensated absences (i.e. sick and vacation leave), are satisfied through paid time-off or termination payments. There is no repayment schedule for the net pension liability or the net OPEB liability. As explained above, changes in benefits, contribution rates, and return on investments affect the balance of these liabilities but are outside the control of the local government. In the event that contributions, investment returns, and other changes are insufficient to keep up with required payments, State statute does not assign/identify the responsible party for the unfunded portion. Due to the unique nature of how the net pension liability and the net OPEB liability are satisfied, these liabilities are separately identified within the long-term liability section of the statement of net position.

In accordance with GASB 68 and GASB 75, the District's statements prepared on an accrual basis of accounting include an annual pension expense and an annual OPEB expense for their proportionate share of each plan's *change* in net pension liability and net OPEB liability, respectively, not accounted for as deferred inflows/outflows.

As a result of implementing GASB 75, the District is reporting a net OPEB liability and deferred inflows/outflows of resources related to OPEB on the accrual basis of accounting. This implementation also had the effect of restating net position at June 30, 2017, from \$33.6 million to \$46.8 million.

Over time, net position can serve as a useful indicator of a government's financial position. At June 30, 2018, the District's liabilities plus deferred inflows of resources exceeded assets plus deferred outflows of resources by \$26.6 million.

Total Assets and Deferred Outflows of Resources increased by \$6.1 million. Current assets increased \$5.1 million primarily due to an increase in equity in pooled cash and investments of \$2.5 million. Capital assets decreased by \$1.2 million as depreciation expense exceeded capital additions. The District acquired \$1.1 million in capital assets in fiscal 2018 but the related depreciation expenses related to the capital assets was \$2.9 million for fiscal 2018. Deferred outflows related the District's net pension and OPEB liabilities increased \$2.3 million from fiscal 2017.

Total Liabilities and Deferred Inflows of Resources decreased by \$14.1 million. Long-term liabilities decreased \$21.9 million as the District's net pension liability decreased \$18.1 million and net OPEB liability decreased \$2.6 in fiscal year 2018. Current liabilities increased \$0.4 million during fiscal year 2018. Deferred inflows related the District's net pension liability and net OPEB liability increased \$3.1 million from fiscal 2017. Long-term liabilities decreased as a result of a decrease in the net pension liability and net OPEB liability discussed above. In relation to its effect on net position, the impact of the decrease in the net pension liability and net OPEB liability is partially offset by an increase in deferred outflows of resources related to pension and OPEB. These factors are outside of the control of the District. The District contributes its statutorily required contributions to the pension systems; however, it's the pension systems that collect, hold and distribute pensions to District employees, not the District.

The restricted portion of net position of \$5.9 million at June 30, 2018 was a decrease of \$0.4 million from June 30, 2017.

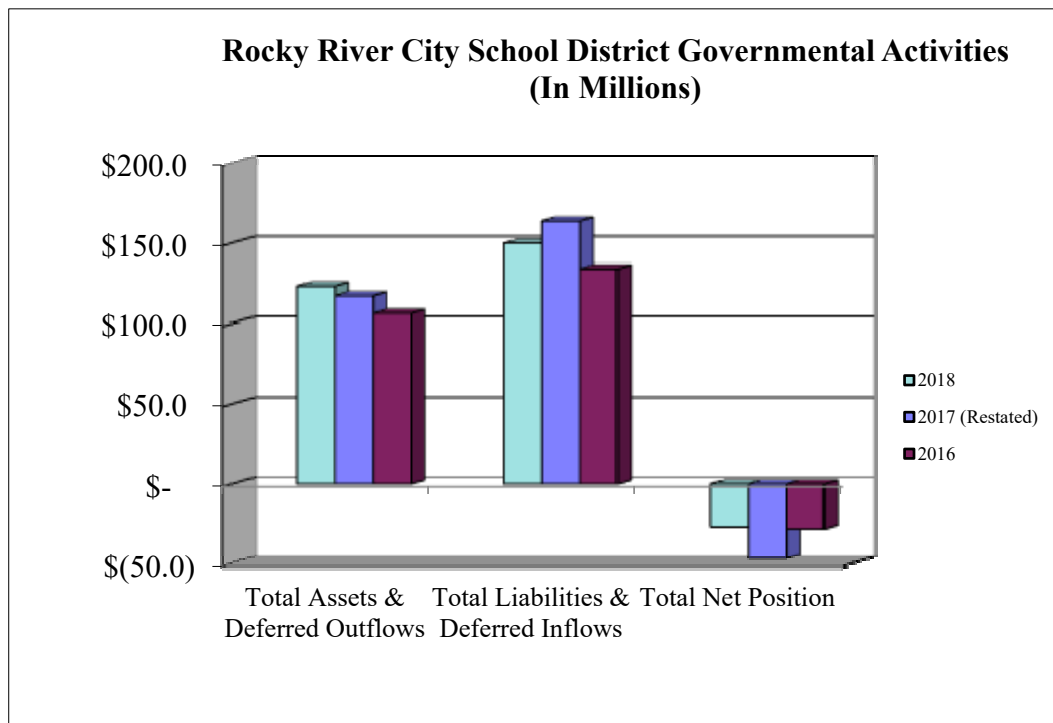
**ROCKY RIVER CITY SCHOOL DISTRICT
CUYAHOGA COUNTY, OHIO**

**MANAGEMENT'S DISCUSSION AND ANALYSIS
FOR THE FISCAL YEAR ENDED JUNE 30, 2018
(UNAUDITED)**

Graph 1 below shows the District's governmental activities assets, liabilities, deferred inflows and net position for fiscal year 2018, 2017 and 2016. The net position at June 30, 2017 has been restated as described in Note 3.

Graph 1
Net Position Governmental Activities
(In millions)

	2018	Restated 2017	2016
Total Assets & deferred outflows	\$123.3	\$117.2	\$106.2
Total Liabilities & deferred inflows	149.9	164.0	134.1
Total Net Position	<u>(\$26.6)</u>	<u>(\$46.8)</u>	<u>(\$27.9)</u>



**ROCKY RIVER CITY SCHOOL DISTRICT
CUYAHOGA COUNTY, OHIO**

**MANAGEMENT'S DISCUSSION AND ANALYSIS
FOR THE FISCAL YEAR ENDED JUNE 30, 2018
(UNAUDITED)**

Table 2 below shows the change in net position for fiscal years 2018, 2017 and 2016. The net position at June 30, 2017 has been restated as described in Note 3.

Table 2
Changes in Net position
(In millions)

	Governmental Activities		
	2018	Restated 2017	2016
<u>Revenues</u>			
Program revenues:			
Charges for Services and Sales	\$ 1.6	\$ 1.4	\$ 1.4
Operating Grants and Contributions	3.0	3.3	3.1
General revenues:			
Property Taxes	35.5	30.8	36.3
Payments in lieu of taxes	0.1	-	-
Grants and Entitlements	6.4	6.5	6.4
Other	0.4	0.3	0.3
Total revenues	<u>47.0</u>	<u>42.3</u>	<u>47.5</u>
<u>Expenses</u>			
Program expenses:			
Instruction	12.4	27.1	23.7
Support Services:			
Pupils and Instructional staff	2.1	3.8	3.2
Board of Education, Administration, Fiscal and Business	2.4	4.4	4.2
Operations and Maintenance of Plant	3.2	3.8	3.9
Pupil Transportation	1.0	1.8	1.7
Central	0.9	1.2	1.1
Operation of Non-Instructional Services:			
Food Service Operations	0.3	0.5	0.5
Other Non-Instructional Services	1.6	1.7	1.5
Extracurricular Activities	1.1	1.8	1.7
Interest and Fiscal Charges	1.8	1.9	2.0
Total expenses	<u>26.8</u>	<u>48.0</u>	<u>43.5</u>
Change in Net Position	20.2	(5.7)	4.0
Net Position, at beginning of year	<u>(46.8)</u>	<u>N/A</u>	<u>N/A</u>
Net Position, at end of year	<u>(26.6)</u>	<u>(46.8)</u>	<u>N/A</u>

**ROCKY RIVER CITY SCHOOL DISTRICT
CUYAHOGA COUNTY, OHIO**

MANAGEMENT’S DISCUSSION AND ANALYSIS
FOR THE FISCAL YEAR ENDED JUNE 30, 2018
(UNAUDITED)

Governmental Activities

During fiscal year 2018, change in net position increased \$20.2 million compared to a \$5.7 million decrease in fiscal year 2017.

Total revenue for *governmental activities* increased \$4.7 million primarily due to an increase in property tax revenue. The District’s property taxes increased \$4.7 million in 2018 due primarily to fluctuations in taxes collected by the Cuyahoga County Fiscal Officer and available as advance at year-end. The amount collected and available as advance for the fiscal year end June 30, 2018, June 30, 2017 and June 30, 2016 was \$4.1 million, \$5.7 million and \$10.2 million, respectively. This amount is recorded as revenue in the respective fiscal year. The amount collected and available for advance can vary depending upon when tax bills are sent.

The information necessary to restate the 2017 beginning balances and the 2017 OPEB expense amounts for the effects of the initial implementation of GASB 75 is not available. Therefore, 2017 functional expenses still include OPEB expense of \$0.08 million computed under GASB 45. GASB 45 required recognizing OPEB expense equal to the contractually required contributions to the plan. Under GASB 75, OPEB expense represents additional amounts earned, adjusted by deferred inflows/outflows. The contractually required contribution is no longer a component of OPEB expense. Under GASB 75, the 2018 statements report negative OPEB expense of \$1.7 million. Consequently, in order to compare 2018 total program expenses to 2017, the following adjustments are needed:

Total 2018 program expenses under GASB 75	\$	26.8
Negative OPEB expense under GASB 75		1.7
2018 contractually required contributions		<u>0.1</u>
Adjusted 2018 program expenses		28.6
Total 2017 program expenses under GASB 45		<u>48.0</u>
Decrease in program expenses not related to OPEB	\$	<u>(19.4)</u>

Overall, expenses of *governmental activities* decreased \$21.2 million. This decrease is primarily the result of the State Teachers Retirement System (STRS) indefinitely suspending the Cost of Living Adjustment (“COLA”) and the School Employee Retirement System (SERS) lowering the COLA from 3.00% to 2.50%. On an accrual basis, the District reported (\$14.7) million in pension expense and (\$1.7) million in OPEB expense mainly due to these benefit changes by the retirement systems. Fluctuations in the pension expense reported under GASB 68 makes it difficult to compare financial information between years. Pension expense is a component of program expenses reported on the statement of activities. To assess fluctuations in program expenses, the increase or decrease in pension expense should be factored into the analysis.

**ROCKY RIVER CITY SCHOOL DISTRICT
CUYAHOGA COUNTY, OHIO**

**MANAGEMENT'S DISCUSSION AND ANALYSIS
FOR THE FISCAL YEAR ENDED JUNE 30, 2018
(UNAUDITED)**

Pension expense, by function, for 2018 and 2017 follows (in millions):

	2018 Pension Expense	2017 Pension Expense	Increase (Decrease)
Program expenses:			
Instruction:			
Regular	\$ (7.3)	\$ 2.9	\$ (10.2)
Special	(2.2)	1.0	(3.2)
Other	(0.3)	0.1	(0.4)
Support services:			
Pupil	(0.9)	0.5	(1.4)
Instructional staff	(0.3)	0.1	(0.4)
Board of education	-	-	-
Administration	(1.0)	0.4	(1.4)
Fiscal	(0.2)	-	(0.2)
Operations and maintenance	(1.0)	0.4	(1.4)
Pupil transportation	(0.6)	0.2	(0.8)
Central	(0.3)	0.1	(0.4)
Operation of non-instructional services:			
Food service operations	(0.1)	-	(0.1)
Extracurricular activities	(0.5)	0.2	(0.7)
Total	<u>\$ (14.7)</u>	<u>\$ 5.9</u>	<u>\$ (20.6)</u>

Interest expenses decreased \$0.08 million as the District realized interest savings from refunding bond transactions which occurred in fiscal 2018. These refunding transactions replaced higher interest rate bonds with lower interest rate bonds.

Program revenue support for governmental activities decreased from 2017. The percent of program revenue support decreased to 9.92 percent from 11.18 percent in 2017. The vast majority of revenue supporting governmental activities, over 90 percent, continues to be general revenue. 75.44 percent of total revenue, \$35.5 million for 2018, was property taxes paid by the residents in the District. Only \$6.4 million (13.52 percent of total revenue) came from unrestricted state or federal sources (general revenue source).

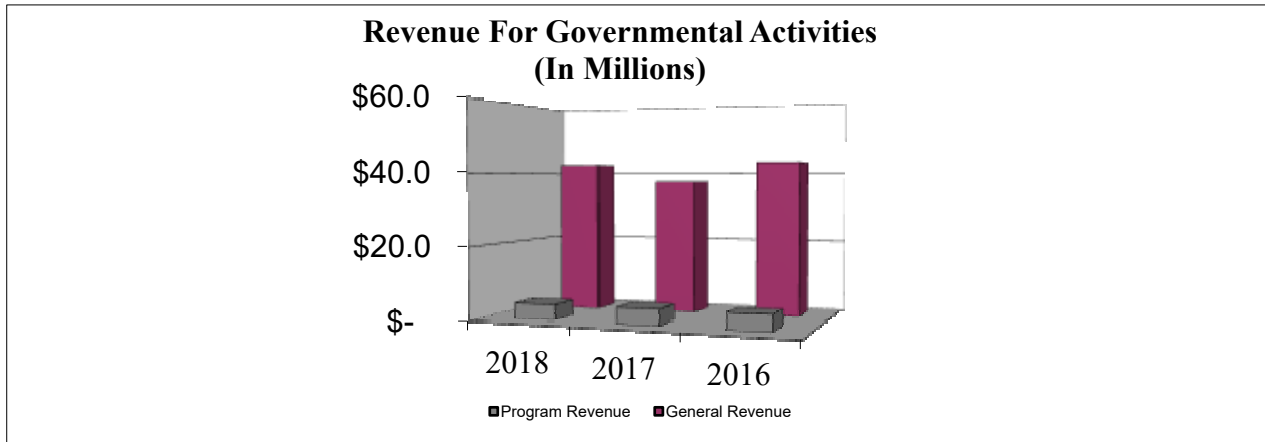
**ROCKY RIVER CITY SCHOOL DISTRICT
CUYAHOGA COUNTY, OHIO**

**MANAGEMENT’S DISCUSSION AND ANALYSIS
FOR THE FISCAL YEAR ENDED JUNE 30, 2018
(UNAUDITED)**

Graph 2 below shows a comparison of program revenues versus general revenue for the governmental activities for fiscal year 2018, 2017 and 2016.

Graph 2
Revenues for Governmental Activities
(In millions)

	2018	2017	2016
Program Revenue	\$4.6	\$4.7	\$4.5
General Revenue	42.4	37.6	43.0



The District’s property taxes increased \$4.7 million in 2018 due to fluctuations in taxes collected by the Cuyahoga County Fiscal Officer and available as advance at year-end. The unique nature of property taxes in Ohio creates the need to routinely seek voter approval for operating funds. The overall revenue generated by a voted levy does not increase solely as a result of inflation. As an example, a homeowner with a home valued at \$100,000 and taxed at 1.0 mill would pay \$35.00 annually in taxes. If three years later the home were reappraised and increased to \$200,000 (and this inflationary increase in value is comparable to other property owners) the effective tax rate would become 0.5 mills and the owner would still pay \$35.00. Thus, school districts dependent upon property taxes are hampered by a lack of revenue growth and must regularly return to the voters to maintain a constant level of service. Property taxes made up 75.44 percent of revenues for governmental activities for the District in fiscal year 2018.

The statement of activities shows the cost of program services and the charges for services and grants offsetting those services. Table 3 shows, for governmental activities, the total cost of services and the net cost of services. That is, it identifies the cost of these services supported by tax revenue and unrestricted State entitlements. As stated earlier, fluctuations in pension expense reported under GASB 68 and GASB 75 make it difficult to compare financial information between years.

**ROCKY RIVER CITY SCHOOL DISTRICT
CUYAHOGA COUNTY, OHIO**

**MANAGEMENT'S DISCUSSION AND ANALYSIS
FOR THE FISCAL YEAR ENDED JUNE 30, 2018
(UNAUDITED)**

Table 3 below shows the governmental activities total cost of services and net cost of services for fiscal year 2018, 2017 and 2016.

Table 3
Governmental Activities
(In millions)

	2018		2017		2016	
	Total Cost of Services	Net Cost of Services	Total Cost of Services	Net Cost of Services	Total Cost of Services	Net Cost of Services
Instruction	\$ 12.4	\$ 10.9	\$ 27.1	\$ 25.7	\$ 23.7	\$ 22.5
Support Services:						
Pupils and Instructional Staff	2.1	1.7	3.8	3.4	3.2	2.8
Board of Education, Administration, Fiscal and Business	2.4	2.4	4.4	4.3	4.2	4.2
Operation and Maintenance	3.2	3.0	3.8	3.7	3.9	3.7
Pupil Transportation	1.0	0.8	1.8	1.5	1.7	1.5
Central	0.9	0.9	1.2	1.2	1.1	1.1
Operation of Non-Instructional Services:						
Food Service Operations	0.3	(0.2)	0.5	0.0	0.5	0.0
Other Non-Instructional Services	1.6	0.1	1.7	0.1	1.5	0.0
Extracurricular Activities	1.1	0.7	1.8	1.5	1.7	1.2
Interest and Fiscal Charges	1.8	1.8	1.9	1.9	2.0	2.0
Total	\$ 26.8	\$ 22.1	\$ 48.0	\$ 43.3	\$ 43.5	\$ 39.0

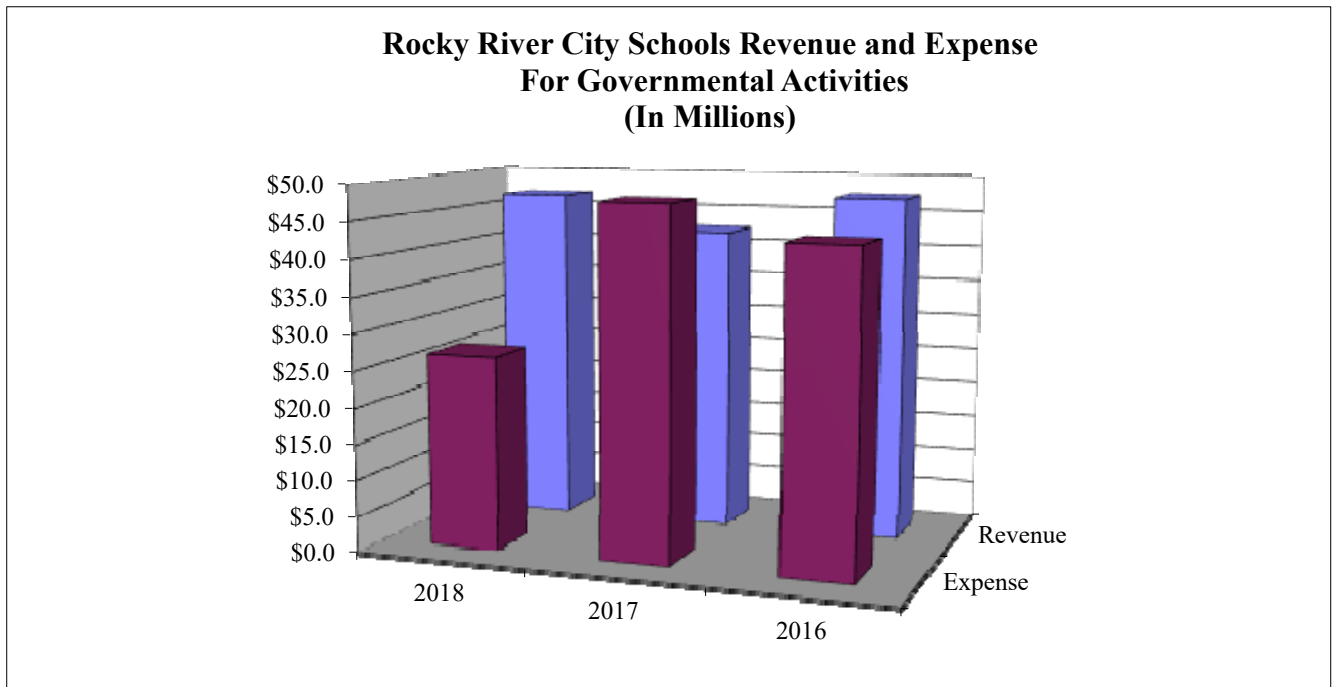
**ROCKY RIVER CITY SCHOOL DISTRICT
CUYAHOGA COUNTY, OHIO**

**MANAGEMENT'S DISCUSSION AND ANALYSIS
FOR THE FISCAL YEAR ENDED JUNE 30, 2018
(UNAUDITED)**

Graph 3 below shows the governmental activities revenues and expenses for fiscal year 2018, 2017 and 2016.

Graph 3
Revenue and Expense for Governmental Activities
(In millions)

	<u>2018</u>	<u>2017</u>	<u>2016</u>
Revenue	\$47.0	\$42.3	\$47.5
Expense	26.8	48.0	43.5



Program revenue for governmental activities in 2017 was \$4.7 million, or 11.18 percent of all revenue. For 2018, program revenue was \$4.6 million, or 9.92 percent of all revenue. The largest expense area was instruction, comprising \$12.4 million, 46.40 percent of all governmental activity expenses.

**ROCKY RIVER CITY SCHOOL DISTRICT
CUYAHOGA COUNTY, OHIO**

**MANAGEMENT'S DISCUSSION AND ANALYSIS
FOR THE FISCAL YEAR ENDED JUNE 30, 2018
(UNAUDITED)**

The District's Governmental Funds

The District's major governmental funds are reported on pages 43 and 45. All governmental funds are accounted for using the modified accrual basis of accounting. All governmental funds had total revenues and other financing sources of \$51.3 million and expenditures and other financing uses of \$50.8 million. The general fund balance increased \$0.9 million as revenues exceeded expenditures. Expenses increased \$1.8 million from 2017. The fund balance of the bond retirement fund decreased \$1.2 million. Principal retirement in the bond retirement fund increased \$1.05 million from fiscal year 2017.

General Fund Budgeting Highlights

The District's budget is prepared according to Ohio law and is based on accounting for certain transactions on a basis of cash receipts, disbursements and encumbrances. The most significant budgeted fund is the general fund.

During the course of fiscal 2018, the District amended its general fund budget numerous times, none significant. The District uses site-based budgeting and the budgeting systems are designed to tightly control total site budgets but provide flexibility for site management.

For the general fund, actual budget basis revenue and other financing sources was \$2.1 million higher than the original budget estimates of \$38.6 million. Final budgeted revenues and other financing sources were \$40.7 million which was \$0.02 million lower than actual budget basis revenues and other financing sources of \$40.7 million.

Total expenditures on the budget basis (cash outlays plus encumbrances) were \$39.2 million. Actual expenditures and other financing uses were greater than original budgeted expenditures and other financing uses of \$39.0 million and \$0.04 million less than final budgeted expenditures and other financing uses of \$39.2 million. The actual expenditures and other financing uses were less than the final budgeted amounts primarily due to less than anticipated spending on support services.

The general fund budgetary statement can be found on page 47.

**ROCKY RIVER CITY SCHOOL DISTRICT
CUYAHOGA COUNTY, OHIO**

MANAGEMENT'S DISCUSSION AND ANALYSIS
FOR THE FISCAL YEAR ENDED JUNE 30, 2018
(UNAUDITED)

Capital Assets and Debt Administration

Capital Assets

Table 4 below reports the District's capital assets, net of accumulated depreciation, for fiscal year 2018, 2017 and 2016.

Table 4
Capital Assets, Net
(In millions)

	Governmental Activities		
	2018	2017	2016
Land	\$0.8	\$0.8	\$0.8
Construction in progress	0.0	0.6	0.0
Land Improvements	2.4	3.5	3.7
Building/Improvements	45.1	45.0	47.3
Furniture/Equipment	2.3	1.8	1.8
Vehicles	0.9	1.0	0.8
<i>Total</i>	\$51.5	\$52.7	\$54.4

At June 30, 2018, the District had \$51.5 million in total capital assets. This is the value of land, construction in progress, land improvements, building/improvements, furniture/equipment and vehicles after depreciation is taken off their value. The largest component of these capital assets is building/improvements.

Total capital assets decreased from \$52.7 million in 2017 to \$51.5 million for 2018. This decrease was the result of depreciation expense exceeding capital acquisitions. The District acquired \$1.1 million in capital assets in fiscal 2018. For additional information on capital assets, see Note 10 to the basic financial statements.

**ROCKY RIVER CITY SCHOOL DISTRICT
CUYAHOGA COUNTY, OHIO**

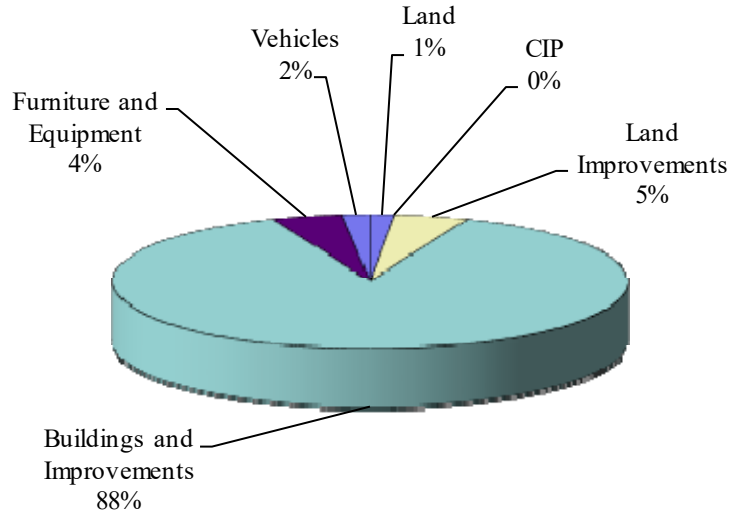
**MANAGEMENT'S DISCUSSION AND ANALYSIS
FOR THE FISCAL YEAR ENDED JUNE 30, 2018
(UNAUDITED)**

Graph 4 below shows the governmental activities capital assets by category and the percentage to total assets for each category for capital assets, net at June 30, 2018.

Graph 4
Total Governmental Activities Capital Assets, Net
(In millions)

	<u>June 30, 2018</u>
Land	\$0.8
Construction in Progress	0.0
Land Improvements	2.4
Building/Improvements	45.1
Furniture/Equipment	2.3
Vehicles	0.9
Total	<u><u>\$51.5</u></u>

**Rocky River City School District Governmental Activities
Capital Assets Net of Depreciation**



**ROCKY RIVER CITY SCHOOL DISTRICT
CUYAHOGA COUNTY, OHIO**

**MANAGEMENT'S DISCUSSION AND ANALYSIS
FOR THE FISCAL YEAR ENDED JUNE 30, 2018
(UNAUDITED)**

Debt

At June 30, 2018, the District had \$38.8 million in bonds outstanding. Table 5 below summarizes the District's bonds outstanding at June 30, 2018, 2017 and 2016.

Table 5
Outstanding Bonded Debt at Year End
(In millions)

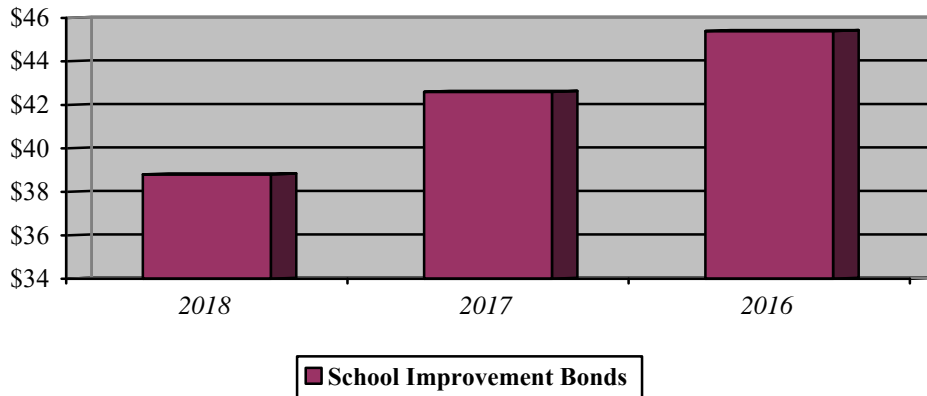
	Governmental Activities		
	2018	2017	2016
School Building General Obligation Bonds	\$38.8	\$42.6	\$45.4

The School Building Improvement Bonds were issued following passage of the bond issue in November 1997. The bonds were issued in February 1998 in the amount of \$24.5 million. The proceeds of the issue funded the construction of the new middle school and renovations of the other facilities in the District.

The School Building Improvement Bonds were issued following passage of the bond issue in May 2010. The bonds were issued in September 2010 in the amount of \$42.9 million. The proceeds of the issue is funding the construction project in the District. During 2015, the District refunded a portion of the Series 2010 bonds with the Series 2014 School Improvement bonds in the amount of \$28.3 million. During 2017, the District refunded a portion of the Series 2014 bonds with the Series 2017 School Improvement bonds in the amount of \$7.4 million.

For additional information on debt, see Note 12 to the basic financial statements. Graph 5 below shows the District's outstanding bonded debt at June 30, 2018, 2017 and 2016.

Graph 5
Outstanding Bonded Debt at Year End
Outstanding Bonded Debt at Year End
(In Millions)



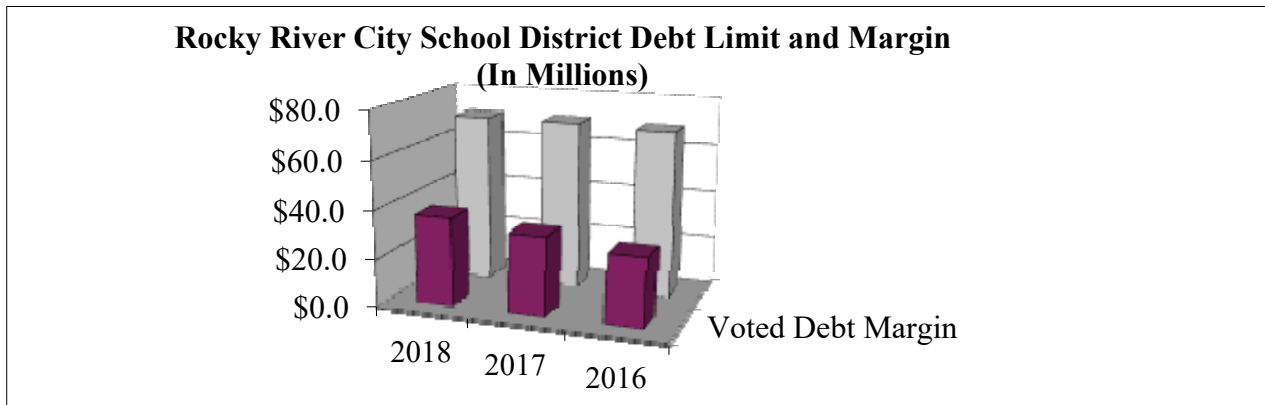
**ROCKY RIVER CITY SCHOOL DISTRICT
CUYAHOGA COUNTY, OHIO**

MANAGEMENT’S DISCUSSION AND ANALYSIS
FOR THE FISCAL YEAR ENDED JUNE 30, 2018
(UNAUDITED)

Graph 6 below shows the District’s legal debt limit and debt margin at June 30, 2018, 2017 and 2016.

Graph 6
Debt Limit and Margin
(In millions)

	2018	2017	2016
Voted Debt Limit	\$70.5	\$70.5	\$69.4
Voted Debt Margin	35.7	32.9	29.2



District Outlook

After several years of navigating financial challenges based on the current state of the economy and the continued erosion of state funding support, the Rocky River City School District is back on solid financial footing for the foreseeable future. As the preceding information shows, the District heavily depends on its property taxpayers. An operating levy of 4.9 mills was passed back in November of 2012 for a continuing period of time that has sustained the District’s programming and operations through fiscal year 2017. This levy was planned to enable the District to continue its currently excellent education program level for a three-year levy cycle. However, with the continued emphasis on controlling costs and becoming more efficient with available resources, the District was able to stretch the planned three-year levy cycle to five years. This was in spite of a loss of over \$800,000 in State of Ohio funding starting in July of 2012.

Due to the need for additional operating funds for programming and ongoing capital needs, the Board of Education placed a combined 4.4 mill operating/0.5 mill permanent improvement levy on the May 2017 primary ballot that ultimately passed by a wide margin. This levy is projected to produce an estimated \$3.44 million annually, starting with first collection in January 2018, to fund the Districts educational programs and operations for the next 3 – 4 years, as well as produce approximately \$390,000 for permanent improvement/capital needs.

**ROCKY RIVER CITY SCHOOL DISTRICT
CUYAHOGA COUNTY, OHIO**

**MANAGEMENT'S DISCUSSION AND ANALYSIS
FOR THE FISCAL YEAR ENDED JUNE 30, 2018
(UNAUDITED)**

In looking forward to major expenditure areas, the District's personnel contracts and policies would be the main drivers. In April and May of 2016, the District agreed to a two-year contract extension with both the teacher's bargaining unit and classified OAPSE bargaining unit, respectively, to become effective on July 1, 2017. These extensions include base salary increases of 2% annually and retained step/experience increments from the prior contract while including additional employee health insurance concessions in the way of increased deductibles, co-pays and co-insurance maximums. These provisions have been applied to all non-bargaining employees as well. Most recently, the District reached an agreement for a contract extension with its teaching union in May 2018, and then subsequently agreed to an extension with both classified OAPSE unions. These extensions call for 2% base raises for a three year period starting July 1, 2019 and running through June 30, 2022. The extensions also call for additional insurance plan design changes that take effect on October 1, 2018 that increase employee out of pocket costs for deductibles and co-pays and institutes a wellness premium rebate/incentive program. The deductible portion will increase slightly in the third year of the agreement along with the premium rebate that can be earned for meeting certain wellness goals. These extensions provide labor certainty going forward and will allow the District to plan its finances accordingly.

These changes piggyback the District's decision to join the Suburban Health Consortium as of July 1, 2010, which enabled the District to self-fund employee medical and prescription drug insurance plan with a group of 5,000+ lives. This arrangement has provided leverage in keeping annual increases to levels below general trending and even out increases when high claim years are experienced.

The District also reduced projected salary costs by hiring in certificated staff replacements at a lower placement on the teacher salary schedule wherever possible. This was significant going into fiscal year 2012 as the District had 23 employees (17 teachers, one administrator and five support staff) retire as of the end of fiscal year 2011, producing over \$700,000 in first-year savings for the District. The District continues to look for cost savings measures as we move forward to fiscal year 2019 through re-calibration of personnel levels based on student enrollment and programmatic needs as well as other operational efficiencies.

Some of the District's facilities were in need of significant repairs and remodeling/redesign in order to be brought up to acceptable standards. Since the District did not, at the time, have a dedicated revenue stream or other resources to address these issues, the Board of Education placed a \$42.9 million bond levy before the voters in May of 2010 that passed by a significant margin. The plan for the use of these funds was a comprehensive one that covered the upgrade of virtually all buildings in the District (physical plant upgrades for the primary, intermediate and high schools and technology upgrades for the middle school) with the main emphasis being placed on the renovation and expansion of Rocky River High School to meet the needs of our students in order to provide them a 21st Century education. The construction phase for the renovated Board of Education administrative offices was substantially completed by July 15, 2011. The construction phases for Goldwood Primary School and Kensington Intermediate School were substantially completed by April, 2013, and December, 2012, respectively. The High School was substantially completed for the beginning of the 2013-14 school year in late August of 2013.

The bonds were subsequently issued in September of 2010 and included near zero-interest Qualified School Construction Bonds (QSCB's) and 35% rebateable Build America Bonds (BAB's) as authorized by the federal ARRA as well as traditional tax-exempt bonds. The BAB portion of the 2010 bond issue was refunded in December 2014, yielding a net present value savings to the District of just over \$1.1 million over the life of the bonds. A portion of these bonds (\$7.44 million) were then advanced refunded in March of 2017 for a net present value savings to the District of \$632,000. This most recent refunding was made possible by the upcoming payoff of the District's 1998 bond issue in December 2017, the District's strong credit rating and favorable market conditions.

**ROCKY RIVER CITY SCHOOL DISTRICT
CUYAHOGA COUNTY, OHIO**

**MANAGEMENT’S DISCUSSION AND ANALYSIS
FOR THE FISCAL YEAR ENDED JUNE 30, 2018
(UNAUDITED)**

As mentioned previously, the District passed new millage in May of 2017 that included a portion (0.5 mill) dedicated for permanent improvements. The District also receives funding from 0.5 mill of inside millage that was moved to permanent improvement purposes back in 2014 as well as net lease revenue from the long-term lease of a District facility currently not needed for educational purposes. The District continues to plan and work on smaller-scale capital projects and major equipment replacements that were not addressed with the aforementioned bond issue such as an upgrade to the District’s food service server area and related equipment. The District plans to fund these improvements mainly from available cash in the permanent improvement fund produced by the inside millage and net lease revenue along with funds to be generated from the new 0.5 mill permanent improvement levy. Some of these projects have and will require borrowing against these funds in the form of tax anticipation notes and/or capital lease/purchase arrangements. One recent project that was completed using permanent improvement fund resources through a capital lease/purchase obligation consisted of building improvements and renovations at the Beach Board of Education’s south wing in order to provide adequate space for the District’s special education preschool program. Another project that is being funded through a capital lease/purchase borrowing and is currently in the final stages of substantial completion is an energy conservation/capital improvement project that is addressing needed upgrades to building lighting and HVAC systems throughout all of the District buildings. This energy project is expected to provide savings on the District’s utility expenditures going forward.

Educationally, the District continues to perform at the highest level as determined by the State of Ohio, which is measured by an objectively defined set of criteria. A ten year history of the District’s Performance Index Score (a weighted average of State “report card” performance levels across subject areas and each tested grade) is as follows:

<u>2009</u>	<u>2010</u>	<u>2011</u>	<u>2012</u>	<u>2013</u>	<u>2014</u>	<u>2015</u>	<u>2016</u>	<u>2017</u>	<u>2018</u>
106.1	108.1	110.9	110.8	111.5	111.3	107.1	107.10	109.4	108.0

The 108.0 earned for 2017-18 ranked sixth overall in the State of Ohio and second in Cuyahoga County. The five-year graduation rate for academic year 2016-17 was 99.1%, resulting in a grade of A from the State of Ohio.

In its assessments for academic year 2012-13, the State began implementing a number of changes in the way in which the performance of its school districts and their individual schools is to be measured and reported. The former designations, such as “Excellent” as described above, have been replaced with letter grades on performance indicators and several new measures. This new reporting is being phased in over several years. The four components initially included on the new report card are Achievement (measuring absolute academic achievement compared to national standards of success), Progress (measuring the average annual improvement for each student), Gap Closing (measuring how well a school district or school is doing in narrowing gaps in reading, math and graduation rate among students according to socioeconomic, racial, ethnic or disability status) and Graduation Rate (measuring the percentage of students who entered the 9th grade and graduated in four and five years). Two additional components, K-3 Literacy (measuring the improvement in reading for students in kindergarten through 3rd grade) and Prepared for Success (measuring whether students who graduate are prepared for college or a career), were added for the 2015-16 academic year. The District’s overall component grade for achievement for 2017-18 was an A.

**ROCKY RIVER CITY SCHOOL DISTRICT
CUYAHOGA COUNTY, OHIO**

**MANAGEMENT’S DISCUSSION AND ANALYSIS
FOR THE FISCAL YEAR ENDED JUNE 30, 2018
(UNAUDITED)**

The breakdown of the District’s final student test results and performance index for the 2017-18 academic year from the Ohio Department of Education is summarized in the following chart:

**2018 Achievement Results
(80% proficiency percentage is the State of Ohio minimum standard)**

Assessment Grade Level	Assessment Subject	School Year	2017-2018 School Year		
		Metrics	Students At Least Proficient	Students Tested	Proficient Percentage
Third Grade	English Language Arts		166	190	87.4%
	Mathematics		178	190	93.7%
Fourth Grade	English Language Arts		191	205	93.2%
	Mathematics		200	205	97.6%
Fifth Grade	English Language Arts		185	199	93.0%
	Mathematics		187	199	94.0%
	Science		194	199	97.5%
Sixth Grade	English Language Arts		198	215	92.1%
	Mathematics		194	214	90.7%
Seventh Grade	English Language Arts		213	231	92.2%
	Mathematics		169	189	89.4%
Eighth Grade	English Language Arts		192	223	86.1%
	Mathematics		113	127	89.0%
	Science		202	223	90.6%
Tenth Grade	Biology		2	2	100.0%
	English Language Arts II		2	2	100.0%
	Geometry		2	2	100.0%
	American US History		2	2	100.0%
High School	Algebra I		217	230	94.3%
	Biology		189	197	95.9%
	English Language Arts I		201	218	92.2%
	English Language Arts II		187	203	92.1%
	Geometry		182	222	82.0%
	American US Government		88	98	89.8%
	American US History		157	165	95.2%

Please visit <https://reportcard.education.ohio.gov/district/overview/044701> for the complete District report card and links to all data subsets.

The District also continued moving forward in fiscal 2018 with its strategic plan that was adopted in June of 2009. This has been the “roadmap” that the District has used to continue to move ahead in all areas of its operation. This plan was updated as part of a mid-term update in the spring of 2015 through the collaborative efforts of District board members, administration, parents and other interested community members and resulted in updated “action plan results” for the strategic areas of communications, curriculum & co-curriculum, facilities, finance, human resources and technology.

**ROCKY RIVER CITY SCHOOL DISTRICT
CUYAHOGA COUNTY, OHIO**

**MANAGEMENT'S DISCUSSION AND ANALYSIS
FOR THE FISCAL YEAR ENDED JUNE 30, 2018
(UNAUDITED)**

In June 2005, the State Legislature made landmark changes to the State's taxing structure with the passage of House Bill 66 that took effect July 1, 2005. Of the many changes to Ohio's taxing structure, one of the most significant changes was the phase-out of the tangible personal property (TPP) tax on most businesses inventory, manufacturing machinery and equipment, and furniture and fixtures over four years at about 25 percent annually beginning in tax year 2006. Most new manufacturing machinery and equipment that would have been first taxable in tax year 2006 and thereafter is no longer subjected to TPP tax. Ohio School Districts were to be fully "held harmless" for lost revenue through tax year 2010 by the State. HB 1 signed into law by the Governor as of July 1, 2010 included a provision to extend the full (100%) reimbursement of "base year" valuation losses through fiscal year 2013. Reimbursements were then to be phased out starting in fiscal year 2014 through fiscal year 2018. The District began receiving these "hold harmless" payments in May of 2006.

However, the revenue guarantee through fiscal 2013 was eliminated upon the adoption of Amended Substitute H.B. 153 that was signed into law on June 30, 2011. This house bill phases out the District's personal property tax reimbursement and the utility deregulation/SB3/KwH tax reimbursement revenue sources by fiscal year 2013. The impact on the District's revenues is a reduction of over \$821,748 for fiscal year 2012 and an additional \$445,684 in fiscal year 2013. The total reduction of revenue over four years of the District's forecast is \$3,491,956 over what was estimated based on previous law. This House Bill also removed all provisions of the "Evidenced Based Model" (EBM) that was in law previously.

Amended Substitute House Bill 49, the State of Ohio's biennial budget bill, covering fiscal years' 2018 and 2019, was passed into law in June of 2017 to take effect on July 1, 2017. This budget bill allows for funding of public schools for the biennium. The effect on the Rocky River City Schools will be minimal as the base per-student funding amount increases very minimally, and the legislation contains a guarantee of fiscal year 2017 funding levels if any student enrollment decrease between fiscal year 2014 and 2016 is less than 5%.

The aforementioned factors along with the increasingly difficult climate for school levy passage will be crucial issues to be dealt with by the District going forward, but the District's current position both programmatically and financially is very strong.

Contacting the District's Financial Management

This financial report is designed to provide our citizen's, taxpayers, investors, creditors and the general public with an overview of the District's finances and to show accountability for the money it receives. If you have any questions about this report or would like additional financial information about the District, please contact Greg R. Markus, CPA, Treasurer/CFO, Rocky River City School District, 1101 Morewood Parkway, Rocky River, Ohio, 44116 or by email at Markus.Greg@rrcs.org. You may also visit the District's website at www.rrcs.org.

**ROCKY RIVER CITY SCHOOL DISTRICT
CUYAHOGA COUNTY, OHIO**

STATEMENT OF NET POSITION
FOR THE FISCAL YEAR ENDED JUNE 30, 2018

	Governmental Activities
Assets:	
Equity in pooled cash and investments	\$ 11,965,522
Cash with escrow agent	3,828,219
Receivables:	
Property taxes	37,336,595
Payment in lieu of taxes	217,660
Accounts	27,698
Accrued interest	6,456
Intergovernmental	336,857
Prepayments	89,981
Materials and supplies inventory	72,199
Inventory held for resale	7,499
Capital assets:	
Nondepreciable capital assets	815,371
Depreciable capital assets, net	50,733,070
Capital assets, net	51,548,441
Total assets	105,437,127
Deferred outflows of resources:	
Unamortized deferred charges on debt refundings	1,104,376
Pension (Note 15)	16,307,421
OPEB (Note 16)	499,001
Total deferred outflows of resources	17,910,798
Liabilities:	
Accounts payable	285,078
Contracts payable	180,376
Retainage payable	127,342
Accrued wages and benefits payable	3,868,990
Intergovernmental payable	207,680
Pension and postemployment benefits payable	599,102
Accrued interest payable	134,905
Long-term liabilities:	
Due within one year	2,963,555
Due in more than one year:	
Net pension liability (Note 15)	48,059,512
Net OPEB liability (Note 16)	10,568,172
Other amounts	47,468,184
Total liabilities	114,462,896
Deferred inflows of resources:	
Property taxes levied for the next fiscal year	32,117,160
Payment in lieu of taxes levied for the next fiscal year	217,660
Pension (Note 15)	1,871,613
OPEB (Note 16)	1,260,918
Total deferred inflows of resources	35,467,351
Net position:	
Net investment in capital assets	10,275,644
Restricted for:	
Capital projects	2,274,783
Debt service	3,334,779
Locally funded programs	34,073
State funded programs	150,468
Federally funded programs	460
Student activities	37,122
Other purposes	104,720
Unrestricted (deficit)	(42,794,371)
Total net position (deficit)	\$ (26,582,322)

SEE ACCOMPANYING NOTES TO THE BASIC FINANCIAL STATEMENTS

**ROCKY RIVER CITY SCHOOL DISTRICT
CUYAHOGA COUNTY, OHIO**

STATEMENT OF ACTIVITIES
FOR THE FISCAL YEAR ENDED JUNE 30, 2018

	Expenses	Program Revenues		Net (Expense)
		Charges for Services and Sales	Operating Grants and Contributions	Revenue and Changes in Net Position
				Governmental Activities
Governmental activities:				
Instruction:				
Regular	\$ 8,090,869	\$ 501,023	\$ 61,848	\$ (7,527,998)
Special	3,509,742	70,624	927,270	(2,511,848)
Vocational	647,675	-	2,964	(644,711)
Other	188,841	-	-	(188,841)
Support services:				
Pupil	1,442,568	142,780	192,810	(1,106,978)
Instructional staff	666,999	2,572	33,504	(630,923)
Board of education	32,277	-	-	(32,277)
Administration	1,008,802	-	-	(1,008,802)
Fiscal	991,036	5,324	-	(985,712)
Business	328,344	-	1,038	(327,306)
Operations and maintenance	3,210,899	182,604	3,780	(3,024,515)
Pupil transportation	1,033,757	80,920	140,179	(812,658)
Central	938,451	6,888	103	(931,460)
Operation of non-instructional services:				
Food service operations	302,939	365,509	127,643	190,213
Other non-instructional services	1,542,790	26,720	1,390,846	(125,224)
Extracurricular activities	1,101,585	256,651	135,908	(709,026)
Interest and fiscal charges	1,766,519	-	-	(1,766,519)
Total governmental activities	\$ 26,804,093	\$ 1,641,615	\$ 3,017,893	(22,144,585)

General revenues:	
Property taxes levied for:	
General purposes	32,438,618
Debt service	2,372,836
Capital outlay	634,832
Payments in lieu of taxes	107,689
Grants and entitlements not restricted to specific programs	6,352,566
Investment earnings	178,329
Miscellaneous	239,668
Total general revenues	42,324,538
Change in net position	20,179,953
Net position (deficit) at beginning of year (restated)	(46,762,275)
Net position (deficit) at end of year	\$ (26,582,322)

SEE ACCOMPANYING NOTES TO THE BASIC FINANCIAL STATEMENTS

**ROCKY RIVER CITY SCHOOL DISTRICT
CUYAHOGA COUNTY, OHIO**

BALANCE SHEET
GOVERNMENTAL FUNDS
FOR THE FISCAL YEAR ENDED JUNE 30, 2018

	General	Bond Retirement	Nonmajor Governmental Funds	Total Governmental Funds
Assets:				
Equity in pooled cash and investments	\$ 8,205,992	\$ 2,932,704	\$ 807,509	\$ 11,946,205
Cash with escrow agent	-	-	3,828,219	3,828,219
Receivables:				
Property taxes	34,557,830	2,029,405	749,360	37,336,595
Payment in lieu of taxes	200,469	14,832	2,359	217,660
Accounts	27,698	-	-	27,698
Accrued interest	6,456	-	-	6,456
Interfund loans	1,058,315	515,767	-	1,574,082
Intergovernmental	241,505	-	95,352	336,857
Prepayments	89,379	-	602	89,981
Materials and supplies inventory	71,483	-	716	72,199
Inventory held for resale	5,440	-	2,059	7,499
Total assets	<u>\$ 44,464,567</u>	<u>\$ 5,492,708</u>	<u>\$ 5,486,176</u>	<u>\$ 55,443,451</u>
Liabilities:				
Accounts payable	\$ 253,577	\$ -	\$ 31,501	\$ 285,078
Contracts payable	-	-	180,376	180,376
Retainage payable	-	-	127,342	127,342
Accrued wages and benefits payable	3,779,283	-	89,707	3,868,990
Compensated absences payable	261,389	-	-	261,389
Intergovernmental payable	202,888	-	4,792	207,680
Pension and postemployment benefits payable	583,462	-	15,640	599,102
Interfund loans payable	-	-	1,574,082	1,574,082
Total liabilities	<u>5,080,599</u>	<u>-</u>	<u>2,023,440</u>	<u>7,104,039</u>
Deferred inflows of resources:				
Property taxes levied for the next fiscal year	29,725,181	1,751,749	640,230	32,117,160
Payment in lieu of taxes levied for the next fiscal year	200,469	14,832	2,359	217,660
Delinquent property tax revenue not available	1,070,420	62,860	23,211	1,156,491
Intergovernmental revenue not available	-	-	34,082	34,082
Interest revenue not available	6,456	-	-	6,456
Miscellaneous revenue not available	140,000	-	-	140,000
Total deferred inflows of resources	<u>31,142,526</u>	<u>1,829,441</u>	<u>699,882</u>	<u>33,671,849</u>
Fund balances:				
Nonspendable:				
Materials and supplies inventory	71,483	-	716	72,199
Prepays	89,379	-	602	89,981
Unclaimed monies	1,522	-	-	1,522
Restricted:				
Debt service	-	3,663,267	-	3,663,267
Capital improvements	-	-	1,967,065	1,967,065
Food service operations	-	-	144,854	144,854
Non-public schools	-	-	151,563	151,563
Special education	-	-	42	42
Targeted academic assistance	-	-	184	184
Other purposes	-	-	34,120	34,120
Extracurricular	-	-	37,097	37,097
Committed:				
Capital improvements	-	-	440,303	440,303
Other purposes	-	-	15,447	15,447
Assigned:				
Student instruction	97,395	-	-	97,395
Student and staff support	386,483	-	-	386,483
Extracurricular activities	5,608	-	-	5,608
Facilities acquisition and construction	206,598	-	-	206,598
School supplies	41,121	-	-	41,121
Unassigned (deficit)	7,341,853	-	(29,139)	7,312,714
Total fund balances	<u>8,241,442</u>	<u>3,663,267</u>	<u>2,762,854</u>	<u>14,667,563</u>
Total liabilities, deferred inflows and fund balances	<u>\$ 44,464,567</u>	<u>\$ 5,492,708</u>	<u>\$ 5,486,176</u>	<u>\$ 55,443,451</u>

SEE ACCOMPANYING NOTES TO THE BASIC FINANCIAL STATEMENTS

**ROCKY RIVER CITY SCHOOL DISTRICT
CUYAHOGA COUNTY, OHIO**

RECONCILIATION OF TOTAL GOVERNMENTAL FUND BALANCES TO
NET POSITION OF GOVERNMENTAL ACTIVITIES
FOR THE FISCAL YEAR ENDED JUNE 30, 2018

Total governmental fund balances		\$	14,667,563
<i>Amounts reported for governmental activities on the statement of net position are different because:</i>			
Capital assets used in governmental activities are not financial resources and therefore are not reported in the funds.			51,548,441
Other long-term assets are not available to pay for current-period expenditures and therefore are deferred inflows in the funds.			
Delinquent property taxes receivable	\$	1,156,491	
Accrued interest receivable		6,456	
Intergovernmental receivable		174,082	
Total		1,337,029	1,337,029
Unamortized premiums on bonds issued are not recognized in the funds.			(1,456,606)
Unamortized deferred charges on debt refundings are not recognized in the funds.			1,104,376
Accrued interest payable is not due and payable in the current period and therefore is not reported in the funds.			(134,905)
An internal service fund is used by management to charge the costs of employee benefit programs to individual funds. The assets and liabilities of the internal service fund are included in governmental activities on the statement of net position.			19,317
The net pension liability is not due and payable in the current period; therefore, liability and related deferred inflows are not reported in governmental funds.			
Deferred outflows - Pension		16,307,421	
Deferred Inflows - Pension		(1,871,613)	
Net pension liability		(48,059,512)	
Total		(33,623,704)	(33,623,704)
The net OPEB liability is not due and payable in the current period; therefore, liability and related deferred inflows are not reported in governmental funds.			
Deferred outflows - OPEB		499,001	
Deferred Inflows - OPEB		(1,260,918)	
Net OPEB liability		(10,568,172)	
Total		(11,330,089)	(11,330,089)
Long-term liabilities, including bonds payable, are not due and payable in the current period and therefore are not reported in the funds.			
General obligation bonds		(38,786,443)	
Lease-purchase obligations		(5,082,849)	
Compensated absences		(4,844,452)	
Total		(48,713,744)	(48,713,744)
Net position of governmental activities		\$	(26,582,322)

SEE ACCOMPANYING NOTES TO THE BASIC FINANCIAL STATEMENTS

**ROCKY RIVER CITY SCHOOL DISTRICT
CUYAHOGA COUNTY, OHIO**

STATEMENT OF REVENUES, EXPENDITURES AND CHANGES IN FUND BALANCES
GOVERNMENTAL FUNDS
FOR THE FISCAL YEAR ENDED JUNE 30, 2018

	<u>General</u>	<u>Bond Retirement</u>	<u>Nonmajor Governmental Funds</u>	<u>Total Governmental Funds</u>
Revenues:				
From local sources:				
Property taxes	\$ 32,486,569	\$ 2,437,265	\$ 624,347	\$ 35,548,181
Payment in lieu of taxes	97,182	9,754	753	107,689
Tuition	403,932	-	-	403,932
Transportation fees	65,898	-	-	65,898
Earnings on investments	169,061	-	17,822	186,883
Charges for services	-	-	365,509	365,509
Extracurricular activities	67,601	-	247,879	315,480
Classroom materials and fees	218,045	-	-	218,045
Rental income	23,941	-	194,963	218,904
Contributions and donations	19,614	-	85,599	105,213
Contract services	53,387	-	-	53,387
Other local revenues	139,759	-	91,714	231,473
Intergovernmental - state	5,747,622	413,982	1,396,861	7,558,465
Intergovernmental - federal	-	519,532	1,083,498	1,603,030
Total revenues	<u>39,492,611</u>	<u>3,380,533</u>	<u>4,108,945</u>	<u>46,982,089</u>
Expenditures:				
Current:				
Instruction:				
Regular	16,787,266	-	424,787	17,212,053
Special	5,602,895	-	788,794	6,391,689
Vocational	632,171	-	-	632,171
Other	514,337	-	804	515,141
Support services:				
Pupil	2,435,215	-	189,603	2,624,818
Instructional staff	899,139	-	33,080	932,219
Board of education	39,939	-	-	39,939
Administration	2,329,778	-	4,234	2,334,012
Fiscal	1,208,370	46,314	12,137	1,266,821
Business	418,584	-	1,389	419,973
Operations and maintenance	3,941,349	-	322,674	4,264,023
Pupil transportation	1,567,335	-	34,246	1,601,581
Central	726,333	-	65,444	791,777
Operation of non-instructional services:				
Food service operations	-	-	468,705	468,705
Other non-instructional services	28,705	-	1,532,947	1,561,652
Extracurricular activities	1,094,593	-	520,776	1,615,369
Facilities acquisition and construction	28,646	-	882,763	911,409
Debt service:				
Principal retirement	271,340	3,890,000	99,419	4,260,759
Interest and fiscal charges	19,471	1,698,104	45,255	1,762,830
Total expenditures	<u>38,545,466</u>	<u>5,634,418</u>	<u>5,427,057</u>	<u>49,606,941</u>
Excess of revenues over (under) expenditures	<u>947,145</u>	<u>(2,253,885)</u>	<u>(1,318,112)</u>	<u>(2,624,852)</u>
Other financing sources (uses):				
Insurance proceeds	127,277	-	-	127,277
Transfers in	-	1,100,000	125,000	1,225,000
Transfers (out)	(219,293)	-	(1,005,707)	(1,225,000)
Inception of lease-purchase transaction	-	-	3,000,000	3,000,000
Total other financing sources (uses)	<u>(92,016)</u>	<u>1,100,000</u>	<u>2,119,293</u>	<u>3,127,277</u>
Net change in fund balances	855,129	(1,153,885)	801,181	502,425
Fund balances at beginning of year	<u>7,386,313</u>	<u>4,817,152</u>	<u>1,961,673</u>	<u>14,165,138</u>
Fund balances at end of year	<u>\$ 8,241,442</u>	<u>\$ 3,663,267</u>	<u>\$ 2,762,854</u>	<u>\$ 14,667,563</u>

SEE ACCOMPANYING NOTES TO THE BASIC FINANCIAL STATEMENTS

**ROCKY RIVER CITY SCHOOL DISTRICT
CUYAHOGA COUNTY, OHIO**

RECONCILIATION OF THE STATEMENT OF REVENUES, EXPENDITURES
AND CHANGES IN FUND BALANCES OF GOVERNMENTAL FUNDS
TO THE STATEMENT OF ACTIVITIES
FOR THE FISCAL YEAR ENDED JUNE 30, 2018

Net change in fund balances - total governmental funds	\$	502,425
<i>Amounts reported for governmental activities in the statement of activities are different because:</i>		
Governmental funds report capital outlays as expenditures. However, in the statement of activities, the costs of those assets are allocated over their estimated useful lives as depreciation expense.		
Capital asset additions	\$ 1,092,816	
Current year depreciation	<u>(2,906,263)</u>	
Total		(1,813,447)
The net effect of various miscellaneous transactions involving capital assets (i.e., sales, disposals, trade-ins, and donations) is to decrease net position.		
		673,855
Revenues in the statement of activities that do not provide current financial resources are not reported as revenues in the funds.		
Delinquent property tax revenues	(101,895)	
Earnings on investments	2,636	
Other local revenue	(26,908)	
Intergovernmental	<u>847</u>	
Total		(125,320)
Repayment of bond and lease-purchase obligation principal is an expenditure in the governmental funds, but the repayment reduces long-term liabilities on the statement of net position. Principal payments during the year were:		
Bonds	3,890,000	
Lease-purchase obligations	<u>370,759</u>	
Total		4,260,759
Issuances of lease purchase obligations are recorded as other financing sources in the funds; however, in the statement of activities, they are not reported as revenues as they increase liabilities on the statement of net position.		
		(3,000,000)
In the statement of activities, interest is accrued on outstanding bonds, whereas in governmental funds, an interest expenditure is reported when due.		
Decrease in accrued interest payable	11,153	
Accreted interest on capital appreciation bonds	(40,716)	
Amortization of bond premiums	94,512	
Amortization of deferred charges on debt refundings	<u>(68,638)</u>	
Total		(3,689)
Contractually required pension contributions are reported as expenditures in governmental funds; however, the statement of pension reports these amounts as deferred outflows.		
		3,306,759
Except for amounts reported as deferred inflows/outflows, changes in the net pension liability are reported as pension expense in the statement of activities.		
		14,694,599
Contractually required OPEB contributions are reported as expenditures in governmental funds; however, the statement of pension reports these amounts as deferred outflows.		
		106,494
Except for amounts reported as deferred inflows/outflows, changes in the net OPEB liability are reported as OPEB expense in the statement of activities.		
		1,718,167
An internal service fund used by management to charge the costs of employee benefit programs is not reported in the government-wide statement of activities. Governmental fund expenditures and the related internal service fund revenues are eliminated. The net revenue (expense) of the internal is allocated among the governmental activities.		
		17,525
Some expenses reported in the statement of activities, such as compensated absences, do not require the use of current financial resources and therefore are not reported as expenditures in governmental funds.		
		<u>(158,174)</u>
Change in net position of governmental activities	\$	<u>20,179,953</u>

SEE ACCOMPANYING NOTES TO THE BASIC FINANCIAL STATEMENTS

**ROCKY RIVER CITY SCHOOL DISTRICT
CUYAHOGA COUNTY, OHIO**

STATEMENT OF REVENUES, EXPENDITURES AND CHANGES IN
FUND BALANCE - BUDGET AND ACTUAL (NON-GAAP BUDGETARY BASIS)
GENERAL FUND
FOR THE FISCAL YEAR ENDED JUNE 30, 2018

	<u>Budgeted Amounts</u>			Variance with Final Budget Positive (Negative)
	<u>Original</u>	<u>Final</u>	<u>Actual</u>	
Revenues:				
From local sources:				
Property taxes	\$ 32,023,260	\$ 33,690,947	\$ 33,683,396	\$ (7,551)
Tuition.	291,400	356,855	362,307	5,452
Transportation fees.	70,000	70,000	65,898	(4,102)
Earnings on investments	139,660	139,660	177,274	37,614
Extracurricular.	-	2,000	4,181	2,181
Rental income	30,000	30,000	19,005	(10,995)
Contributions and donations	500	500	4,200	3,700
Contract services.	66,500	66,500	53,387	(13,113)
Other local revenues	8,000	8,000	18,369	10,369
Intergovernmental - state	5,602,983	5,675,942	5,676,006	64
Total revenues	<u>38,232,303</u>	<u>40,040,404</u>	<u>40,064,023</u>	<u>23,619</u>
Expenditures:				
Current:				
Instruction:				
Regular	16,989,913	16,926,507	16,888,079	38,428
Special.	5,603,479	5,609,968	5,609,955	13
Vocational.	610,000	632,171	632,171	-
Other.	398,193	511,845	511,845	-
Support services:				
Pupil.	2,351,042	2,246,235	2,245,630	605
Instructional staff	932,410	952,622	949,464	3,158
Board of education	44,131	41,426	41,426	-
Administration.	2,397,068	2,385,925	2,385,925	-
Fiscal	1,353,803	1,226,255	1,226,255	-
Business	545,116	446,671	446,671	-
Operations and maintenance.	3,891,835	4,101,708	4,101,708	-
Pupil transportation	1,655,598	1,566,303	1,566,303	-
Central.	742,321	715,960	715,960	-
Extracurricular activities.	1,141,901	1,151,560	1,151,560	-
Facilities acquisition and construction	32,840	235,244	235,244	-
Total expenditures	<u>38,689,650</u>	<u>38,750,400</u>	<u>38,708,196</u>	<u>42,204</u>
Excess of revenues over (under) expenditures	<u>(457,347)</u>	<u>1,290,004</u>	<u>1,355,827</u>	<u>65,823</u>
Other financing sources (uses):				
Refund of prior year's expenditures	65,692	107,486	120,694	13,208
Refund of prior year's receipts.	-	(26,637)	(26,637)	-
Transfers in	175,000	220,000	220,000	-
Transfers (out).	(284,000)	(445,793)	(445,793)	-
Advances in.	135,478	135,478	135,478	-
Sale of capital assets	23,000	192,057	172,558	(19,499)
Total other financing sources (uses)	<u>115,170</u>	<u>182,591</u>	<u>176,300</u>	<u>(6,291)</u>
Net change in fund balance	(342,177)	1,472,595	1,532,127	59,532
Fund balance at beginning of year	6,135,907	6,135,907	6,135,907	-
Prior year encumbrances appropriated	593,216	593,216	593,216	-
Fund balance at end of year	<u>\$ 6,386,946</u>	<u>\$ 8,201,718</u>	<u>\$ 8,261,250</u>	<u>\$ 59,532</u>

SEE ACCOMPANYING NOTES TO THE BASIC FINANCIAL STATEMENTS

**ROCKY RIVER CITY SCHOOL DISTRICT
CUYAHOGA COUNTY, OHIO**

STATEMENT OF NET POSITION
PROPRIETARY FUND
FOR THE FISCAL YEAR ENDED JUNE 30, 2018

	Governmental Activities - Internal Service Fund
Assets:	
Equity in pooled cash and investments . . .	\$ 19,317
Total assets	19,317
Net position:	
Unrestricted.	19,317
Total net position.	\$ 19,317

SEE ACCOMPANYING NOTES TO THE BASIC FINANCIAL STATEMENTS

**ROCKY RIVER CITY SCHOOL DISTRICT
CUYAHOGA COUNTY, OHIO**

STATEMENT OF REVENUES, EXPENSES AND
CHANGES IN NET POSITION
PROPRIETARY FUND
FOR THE FISCAL YEAR ENDED JUNE 30, 2018

	<u>Governmental Activities - Internal Service Fund</u>
Operating revenues:	
Charges for services.	\$ 177,920
Operating expenses:	
Personal services.	30,747
Purchased services.	129,648
Total operating expenses.	<u>160,395</u>
Operating income / change in net position . . .	<u>17,525</u>
Net position at beginning of year	<u>1,792</u>
Net position at end of year	<u><u>\$ 19,317</u></u>

SEE ACCOMPANYING NOTES TO THE BASIC FINANCIAL STATEMENTS

**ROCKY RIVER CITY SCHOOL DISTRICT
CUYAHOGA COUNTY, OHIO**

STATEMENT OF CASH FLOWS
PROPRIETARY FUND
FOR THE FISCAL YEAR ENDED JUNE 30, 2018

	Governmental Activities - Internal Service Fund
Cash flows from operating activities:	
Cash received from charges for services.	\$ 177,920
Cash payments for personal services.	(30,747)
Cash payments for contractual services	<u>(130,143)</u>
Net cash provided by operating activities	<u>17,030</u>
Net increase in cash and cash equivalents	17,030
Cash and cash equivalents at beginning of year . . .	<u>2,287</u>
Cash and cash equivalents at end of year	<u><u>\$ 19,317</u></u>
 Reconciliation of operating income to net cash provided by operating activities:	
Operating income	\$ 17,525
Changes in assets and liabilities:	
(Decrease) in accounts payable	<u>(495)</u>
Net cash provided by operating activities	<u><u>\$ 17,030</u></u>

SEE ACCOMPANYING NOTES TO THE BASIC FINANCIAL STATEMENTS

**ROCKY RIVER CITY SCHOOL DISTRICT
CUYAHOGA COUNTY, OHIO**

STATEMENT OF FIDUCIARY NET POSITION
FIDUCIARY FUNDS
FOR THE FISCAL YEAR ENDED JUNE 30, 2018

	Private-Purpose Trust	
	Scholarship	Agency
Assets:		
Equity in pooled cash and investments . . .	\$ 13,134	\$ 257,656
Total assets.	13,134	\$ 257,656
Liabilities:		
Intergovernmental payable	-	\$ 110,166
Due to students.	-	147,490
Total liabilities	-	\$ 257,656
Net position:		
Held in trust for scholarships	13,134	
Total net position.	\$ 13,134	

SEE ACCOMPANYING NOTES TO THE BASIC FINANCIAL STATEMENTS

**ROCKY RIVER CITY SCHOOL DISTRICT
CUYAHOGA COUNTY, OHIO**

STATEMENT OF CHANGES IN FIDUCIARY NET POSITION
FIDUCIARY FUND
FOR THE FISCAL YEAR ENDED JUNE 30, 2018

	Private-Purpose Trust
	Scholarship
Additions:	
Interest.	\$ 361
Gifts and contributions.	29,885
Total additions.	30,246
 Deductions:	
Scholarships awarded	29,624
Change in net position	622
Net position at beginning of year.	12,512
Net position at end of year	\$ 13,134

SEE ACCOMPANYING NOTES TO THE BASIC FINANCIAL STATEMENTS

**ROCKY RIVER CITY SCHOOL DISTRICT
CUYAHOGA COUNTY, OHIO**

NOTES TO THE BASIC FINANCIAL STATEMENTS
FOR THE FISCAL YEAR ENDED JUNE 30, 2018

NOTE 1 - DESCRIPTION OF THE SCHOOL DISTRICT

The Rocky River City School District (the “District”) is organized under Article VI, Sections 2 and 3 of the Constitution of the State of Ohio. The District operates under a locally-elected Board form of government consisting of five members elected at-large for staggered four year terms. The District provides educational services as authorized by State statute and federal guidelines.

The District is located in a suburban area west of Cleveland, Ohio. It is located in Cuyahoga County, and encompasses the entire City of Rocky River and a small portion of the City of Fairview Park. It is staffed by 215 certified, 145 non-certified and 19 administrative personnel who provide services from Pre-K through Grade 12 to 2,698 students and other community members. The District currently operates a primary school, a preschool, an intermediate school, a middle school and a high school.

NOTE 2 - SUMMARY OF SIGNIFICANT ACCOUNTING POLICIES

The financial statements of the District have been prepared in conformity with accounting principles generally accepted in the United States of America (GAAP) as applied to local governmental units. The Governmental Accounting Standards Board (GASB) is the accepted standard-setting body for establishing governmental accounting and financial reporting principles. The most significant of the District’s accounting policies are described below.

A. Reporting Entity

The reporting entity has been defined in accordance with GASB Statement No. 14, “The Financial Reporting Entity” as amended by GASB Statement No. 39, “Determining Whether Certain Organizations Are Component Units” and GASB Statement No. 61, “The Financial Reporting Entity: Omnibus an Amendment of GASB Statements No. 14 and No. 34”. The reporting entity is composed of the primary government and component units. The primary government consists of all funds, departments, boards and agencies that are not legally separate from the District. For the District, this includes general operations, food service, and student related activities of the District.

Component units are legally separate organizations for which the District is financially accountable. The District is financially accountable for an organization if the District appoints a voting majority of the organization’s Governing Board and (1) the District is able to significantly influence the programs or services performed or provided by the organization; or (2) the District is legally entitled to or can otherwise access the organization’s resources; or (3) the District is legally obligated or has otherwise assumed the responsibility to finance the deficits of, or provide financial support to, the organization; or (4) the District is obligated for the debt of the organization. Component units may also include organizations that are fiscally dependent on the District in that the District approves the budget, the issuance of debt or the levying of taxes. Certain organizations are also included as component units if the nature and significance of the relationship between the primary government and the organization is such that exclusion by the primary government would render the primary government’s financial statements incomplete or misleading. Based upon the application of these criteria, the District has no component units. The basic financial statements of the reporting entity include only those of the District (the primary government).

**ROCKY RIVER CITY SCHOOL DISTRICT
CUYAHOGA COUNTY, OHIO**

NOTES TO THE BASIC FINANCIAL STATEMENTS
FOR THE FISCAL YEAR ENDED JUNE 30, 2018

NOTE 2 - SUMMARY OF SIGNIFICANT ACCOUNTING POLICIES - (Continued)

The following organization is described due to its relationship to the District:

RELATED ORGANIZATION

Rocky River Public Library

The Rocky River Public Library (the "Library") is a distinct political subdivision of the State of Ohio created under Chapter 3375 of the Ohio Revised Code. The Library is governed by a Board of Trustees appointed by the District's Board of Education. The Board of Trustees possesses its own contracting and budgeting authority, hires and fires personnel and does not depend on the District for operational subsidies. Although the District does serve as the taxing authority and may issue tax related debt on behalf of the Library, its role is limited to a ministerial function. The determination to request approval of a tax, the rate and the purpose are discretionary decisions made solely by the Board of Trustees. The Library did not receive any funding from the District during fiscal year 2018. Financial information can be obtained from the Clerk/Treasurer of the Rocky River Public Library at 1600 Hampton Rd., Rocky River, Ohio 44116.

JOINTLY GOVERNED ORGANIZATIONS

Connect

Connect is a jointly governed organization serving twenty-four school districts and two educational service centers. Connect was organized pursuant to Ohio Revised Code Chapter 167 as a regional council of governments for the purpose of applying modern technology with the aid of computers and other electronic equipment to administrative and instructional functions among the member districts. Connect operates as an information technology center pursuant to ORC 3301.075. Each of the governments of these schools supports Connect based on a per pupil charge dependent upon the software packages used. The District contributed \$116,143 to Connect during fiscal year 2018. Connect is governed by a four-member Board of Directors consisting of the Superintendent of the Educational Service Center of Cuyahoga County, the Superintendent of the Educational Service Center of Lorain County, the Superintendent of the Educational Service Center of Medina County, and the Executive Director of the Ohio Schools Council. Financial information can be obtained by contacting the Treasurer at the Cuyahoga County Educational Service Center, who serves as fiscal agent, at 5700 West Canal Road, Valley View, Ohio 44125.

Ohio Schools Council Association

The Ohio Schools' Council Association (Council) is a jointly governed organization among 241 school districts, educational service centers, joint vocational districts, and Developmental Disabilities boards in 33 Ohio counties. The jointly governed organization was formed to bring quality products and services at the lowest possible cost to the member districts. The Council's Board consists of seven superintendents of the participating districts whose terms rotate every year. The degree of control exercised by any school district is limited to its representation on the Board. In fiscal year 2018, the District paid \$5,512 to the Council for annual membership and other fees. Financial information can be obtained by contacting William J. Zelei, the Executive Director of the Ohio Schools' Council at 6393 Oak Tree Blvd., Suite 377, Independence, Ohio 44131.

**ROCKY RIVER CITY SCHOOL DISTRICT
CUYAHOGA COUNTY, OHIO**

NOTES TO THE BASIC FINANCIAL STATEMENTS
FOR THE FISCAL YEAR ENDED JUNE 30, 2018

NOTE 2 - SUMMARY OF SIGNIFICANT ACCOUNTING POLICIES - (Continued)

The District participates in the natural gas purchase program. This program allows the District to purchase natural gas at reduced rates. Compass Energy has been selected as the supplier and program manager. There are currently 163 program members in the program. The participants make monthly payments based on estimated usage. Each September, these estimated payments are compared to their actual usage for the year (July to June). School districts that paid more in estimated billings than their actual billings are issued credits on future billings beginning in September until the credits are exhausted and school districts that did not pay enough on estimated billings are invoiced for the difference on the September monthly estimated billing.

The District participates in the Council's Power4Schools electric purchase program. This program allows school districts to purchase electricity at reduced rates, if the school districts will commit to participating for in the program for either a two-year period or an eight and one-half year period depending upon electric generation area. There are currently 257 program members in the program. FirstEnergy Solutions has been selected as the supplier for the program. The participants make monthly payments based on estimated usage. Each June these estimated payments are compared to the actual usage for the year and any necessary adjustments are made.

INSURANCE PURCHASING POOL

Suburban Health Consortium

The Suburban Health Consortium (the "Consortium") is a shared health risk pool created on October 1, 2001, formed by the Boards of Education of several school districts in northeast Ohio, for the purposes of maximizing benefits and/or reducing costs of group health, life, dental and/or other insurance coverages for their employees and the eligible dependents and designated beneficiaries of such employees. The Consortium was formed and operates as a legally separate entity under Ohio Revised Code Section 9.833. The Board of Directors shall be the governing body of the Consortium. The Board of Education of each Consortium Member shall appoint its Superintendent or such Superintendent's designee to be its representative of the Board of Directors. The officers of the Board of Directors shall consist of a Chairman, Vice-Chairman and Recording Secretary, who shall be elected at the annual meeting of Board of Directors and serve until the next annual meeting. All of the authority of the Consortium shall be exercised by or under the direction of the Board of Directors. The Board of Directors shall also set all premiums and other amounts to be paid by the Consortium Members, and the Board of Directors shall also have the authority to waive premiums and other payments. All members of the Board of Directors shall serve without compensation.

The Fiscal Agent shall be the Board of Education responsible for administering the financial transactions of the Consortium (Orange City School District). The Fiscal Agent shall carry out the responsibilities of the Consortium Fund, enter into contracts on behalf of the Consortium as authorized by the Directors and carry out such other responsibilities as approved by the Directors and agreed to by the Fiscal Agent. Each District Member enrolled in a benefit program may require contributions from its employees toward the cost of any benefit program being offered by such District Member, and such contributions shall be included in the payments from such District Member to the Fiscal Agent for such benefit program. Contributions are to be submitted by each District Member, to the Fiscal Agent, required under the terms of the Consortium Agreement and any benefit program in which such District Member is enrolled to the Fiscal Agent on a monthly basis, or as otherwise required in accordance with any benefit program in which such District Member is enrolled.

**ROCKY RIVER CITY SCHOOL DISTRICT
CUYAHOGA COUNTY, OHIO**

NOTES TO THE BASIC FINANCIAL STATEMENTS
FOR THE FISCAL YEAR ENDED JUNE 30, 2018

NOTE 2 - SUMMARY OF SIGNIFICANT ACCOUNTING POLICIES - (Continued)

All general administrative costs incurred by the Consortium that are not covered by the premium payments shall be shared equally by the Consortium Members as approved by the Directors and shall be paid by each Consortium Member upon receipt of notice from the Fiscal Agent that such payment is due. It is the express intention of the Consortium Members that the Consortium Agreement and the Consortium shall continue for an indefinite term but may be terminated as provided in the Consortium Agreement. Any Consortium Member wishing to withdraw from participation in the Consortium or any benefit program shall notify the Fiscal Agent at least one hundred eighty (180) days prior to the effective date of withdrawal.

Upon withdrawal of a Consortium Member, the Consortium shall pay the run out of all claims for such Consortium Member provided such Consortium Member has paid to the Consortium, prior to the effective date of withdrawal, a withdrawal fee in the amount equal to two months' premiums at the Consortium Member's current rate. Payment of the withdrawal fee does not extend insurance coverage for two months. Upon automatic withdrawal, for non-payment of premiums required by the Consortium Agreement, the Consortium shall pay the run out of all claims for such Consortium Member provided that the Consortium has received from such Consortium Member all outstanding and unpaid premiums and other amounts and the withdrawal fee equal to two months' premiums at the Consortium Member's current rates. Any Consortium Member which withdraws from the Consortium pursuant to the Consortium Agreement shall have no claim to the Consortium's assets. Financial information for the Consortium can be obtained from Greg Slemons, Treasurer of the Orange City School District (the "Fiscal Agent") at 32000 Chagrin Blvd, Cleveland, Ohio 44124-5922.

Ohio Schools' Council Workers' Compensation Group Rating Program

The Ohio Schools' Council Workers' Compensation Group Rating Program (the "Plan") is an insurance purchasing pool (See Note 14.C.). The plan is intended to reduce premiums for the participants. The Worker's Compensation experience of the participating school districts is calculated as one experience and a common premium rate is applied to all school districts in the Plan.

B. Fund Accounting

The District uses funds to report its financial position and the results of its operations. A fund is a separate accounting entity with a self-balancing set of accounts. Fund accounting is designed to demonstrate legal compliance and to aid financial management by segregating transactions related to certain school district activities or functions. Funds are classified into three categories: governmental, proprietary and fiduciary. Each category is divided into separate fund types.

GOVERNMENTAL FUNDS

Governmental funds focus on the sources, uses and balances of current financial resources. Expendable assets are assigned to the various governmental funds according to the purposes for which they may or must be used. Current liabilities are assigned to the fund from which they will be paid. The difference between governmental fund assets and deferred outflows of resources and liabilities and deferred inflows of resources is reported as fund balance.

**ROCKY RIVER CITY SCHOOL DISTRICT
CUYAHOGA COUNTY, OHIO**

NOTES TO THE BASIC FINANCIAL STATEMENTS
FOR THE FISCAL YEAR ENDED JUNE 30, 2018

NOTE 2 - SUMMARY OF SIGNIFICANT ACCOUNTING POLICIES - (Continued)

The following are the District's major governmental funds:

General fund - The general fund is used to account for and report all financial resources not accounted for and reported in another fund. The general fund balance is available for any purpose provided it is expended or transferred according to the general laws of Ohio.

Bond retirement fund - The bond retirement fund is used to account for and report financial resources that are restricted to expenditure for principal and interest.

Other governmental funds of the District are used to account for (a) financial resources that are restricted, committed, or assigned to expenditures for capital outlays including the acquisition or construction of capital facilities and other capital assets, and b) specific revenue sources that are restricted or committed to an expenditure for specified purposes other than debt service or capital projects.

PROPRIETARY FUNDS

Proprietary funds are used to account for the District's ongoing activities which are similar to those often found in the private sector where the determination of net income is necessary or useful to sound financial administration. Proprietary funds consist of enterprise funds and internal service funds. The District has only an internal service fund.

Internal Service Fund - Internal service funds are used to account for the financing of goods or services provided by one department or agency to other departments or agencies of the District, or to other governments, on a cost-reimbursement basis. The internal service fund of the District accounts for employee benefit programs.

FIDUCIARY FUNDS

Fiduciary fund reporting focuses on net position and changes in net position. For the District, the fiduciary fund category is split into four classifications: investment trust funds, pension trust funds, private-purpose trust funds and agency funds. Trust funds are used to account for assets held by the District under a trust agreement for individuals, private organizations, or other governments and are therefore not available to support the District's own programs. The District's only trust fund is a private-purpose trust which accounts for scholarship programs for students. Agency funds are custodial in nature (assets equal liabilities) and do not involve measurement of results of operations. The District's agency funds account for student managed activities and district agency resources, which account for Workers' Compensation and Ohio High School Athletic Association tournaments.

C. Basis of Presentation and Measurement Focus

Government-wide Financial Statements - The statement of net position and the statement of activities display information about the District as a whole. These statements include the financial activities of the primary government, except for fiduciary funds. Internal service fund activity is eliminated to avoid "doubling up" revenues and expenses.

**ROCKY RIVER CITY SCHOOL DISTRICT
CUYAHOGA COUNTY, OHIO**

NOTES TO THE BASIC FINANCIAL STATEMENTS
FOR THE FISCAL YEAR ENDED JUNE 30, 2018

NOTE 2 - SUMMARY OF SIGNIFICANT ACCOUNTING POLICIES - (Continued)

The government-wide financial statements are prepared using the economic resources measurement focus. This is the same approach used in the preparation of the proprietary fund financial statements but differs from the manner in which governmental fund financial statements are prepared. All assets and deferred outflows of resources and all liabilities and deferred inflows of resources associated with the operation of the District are included on the statement of net position.

The government-wide statement of activities presents a comparison between direct expenses and program revenues for each function or program of the governmental activities of the District. Direct expenses are those that are specifically associated with a service, program or department and therefore clearly identifiable to a particular function. Program revenues include amounts paid by the recipient of goods or services offered by the program and grants and contributions that are restricted to meeting the operational or capital requirements of a particular program. Revenues not classified as program revenues are presented as general revenues of the District.

Fund Financial Statements - Fund financial statements report detailed information about the District. The focus of governmental fund financial statements is on major funds rather than reporting funds by type. Each major fund is presented in a separate column, and all nonmajor funds are aggregated into one column. The internal service fund is presented in a single column on the face of the proprietary fund statements. Fiduciary funds are reported by fund type.

All governmental funds are accounted for using a flow of current financial resources measurement focus. With this measurement focus, only current assets and deferred outflows of resources and current liabilities and deferred inflows of resources generally are included on the balance sheet. The statement of revenues, expenditures and changes in fund balances reports on the sources (i.e., revenues and other financing sources) and uses (i.e., expenditures and other financing uses) of current financial resources. This approach differs from the manner in which the governmental activities of the government-wide financial statements are prepared. Governmental fund financial statements therefore include a reconciliation with brief explanations to better identify the relationship between the government-wide statements and the statements for governmental funds.

All proprietary funds are accounted for on a flow of economic resources measurement focus. With this measurement focus, all assets and all liabilities associated with the operation of these funds are included on the statement of net position. The statement of changes in fund net position presents increases (i.e., revenues) and decreases (i.e., expenses) in net position. The statement of cash flows provides information about how the District finances and meets the cash flow needs of its proprietary activities.

Like the government-wide statements, the private-purpose trust fund is accounted for on a flow of economic resources measurement focus. All assets and all liabilities associated with the operation of this fund are included on the statement of fiduciary net position. The statement of changes in fiduciary net position presents increases (i.e., revenues) and decreases (i.e., expenses) in total net position.

Agency funds do not report a measurement focus as they do not report operations.

**ROCKY RIVER CITY SCHOOL DISTRICT
CUYAHOGA COUNTY, OHIO**

NOTES TO THE BASIC FINANCIAL STATEMENTS
FOR THE FISCAL YEAR ENDED JUNE 30, 2018

NOTE 2 - SUMMARY OF SIGNIFICANT ACCOUNTING POLICIES - (Continued)

D. Basis of Accounting

Basis of accounting determines when transactions are recorded in the financial records and reported on the financial statements. Government-wide financial statements are prepared using the accrual basis of accounting. Governmental funds use the modified accrual basis of accounting. Proprietary and fiduciary funds also use the accrual basis of accounting.

Revenues - Exchange and Non-exchange Transactions - Revenue resulting from exchange transactions, in which each party gives and receives essentially equal value, is recorded on the accrual basis when the exchange takes place. On a modified accrual basis, revenue is recorded in the fiscal year in which the resources are measurable and become available. Available means that the resources will be collected within the current fiscal year or are expected to be collected soon enough thereafter to be used to pay liabilities of the current fiscal year. For the District, available means expected to be received within sixty days of fiscal year end.

Nonexchange transactions, in which the District receives value without directly giving equal value in return, include property taxes, grants, payment in lieu of taxes, entitlements and donations. On an accrual basis, revenue from property taxes is recognized in the fiscal year for which the taxes are levied (See Note 7).

Revenue from grants, entitlements and donations is recognized in the fiscal year in which all eligibility requirements have been satisfied. Eligibility requirements include timing requirements, which specify the year when the resources are required to be used or the fiscal year when use is first permitted, matching requirements, in which the District must provide local resources to be used for a specified purpose, and expenditure requirements, in which the resources are provided to the District on a reimbursement basis. On a modified accrual basis, revenue from nonexchange transactions must also be available before it can be recognized.

Under the modified accrual basis, the following revenue sources are considered to be both measurable and available at fiscal year-end: property taxes available as an advance, interest, tuition, grants, and student fees.

Deferred Outflows of Resources and Deferred Inflows of Resources - In addition to assets, the government-wide statement of net position will report a separate section for deferred outflows of resources. Deferred outflows of resources represent a consumption of net position that applies to a future period and will not be recognized as an outflow of resources (expense/expenditure) until then. For the District, see Note 15 and 16 for deferred outflows of resources related to the District's net pension liability and net OPEB liability, respectively. In addition, deferred outflows of resources include a deferred charge on debt refunding. A deferred charge on debt refunding results from the difference in the carrying value of refunded debt and its reacquisition price. This amount is deferred and amortized over the shorter of the life of the refunded or refunding debt.

**ROCKY RIVER CITY SCHOOL DISTRICT
CUYAHOGA COUNTY, OHIO**

NOTES TO THE BASIC FINANCIAL STATEMENTS
FOR THE FISCAL YEAR ENDED JUNE 30, 2018

NOTE 2 - SUMMARY OF SIGNIFICANT ACCOUNTING POLICIES - (Continued)

In addition to liabilities, both the government-wide statement of net position and the governmental fund financial statements report a separate section for deferred inflows of resources. Deferred inflows of resources represent an acquisition of net position that applies to a future period and will not be recognized as an inflow of resources (revenue) until that time. For the District, deferred inflows of resources include property taxes, payment in lieu of taxes and unavailable revenue. Property taxes and payment in lieu of taxes represent amounts for which there is an enforceable legal claim as of June 30, 2018, but which were levied to finance fiscal year 2019 operations. These amounts have been recorded as a deferred inflow of resources on both the government-wide statement of net position and the governmental fund financial statements. Unavailable revenue is reported only on the governmental funds balance sheet and represents receivables which will not be collected within the available period. For the District, unavailable revenue includes, but is not limited to, delinquent property taxes and intergovernmental grants. These amounts are deferred and recognized as an inflow of resources in the period the amounts become available.

For the District, see Note 15 and 16 for deferred inflows of resources related to the District's net pension liability and net OPEB liability, respectively. This deferred inflow of resources is only reported on the government-wide statement of net position.

Expenses/Expenditures - On the accrual basis of accounting, expenses are recognized at the time they are incurred. The entitlement value of donated commodities received during the year is reported in the statement of revenues, expenditures and changes in fund balances as an expenditure with a like amount reported as intergovernmental revenue.

The measurement focus of governmental fund accounting is on decreases in net financial resources (expenditures) rather than expenses. Expenditures are generally recognized in the accounting period in which the related fund liability is incurred, if measurable. Allocations of cost, such as depreciation and amortization, are not recognized in governmental funds.

E. Budgetary Process

All funds, other than agency funds, are legally required to be budgeted and appropriated. The major documents prepared are the tax budget, the appropriation resolution and the certificate of estimated resources, which are prepared on the budgetary basis of accounting. The tax budget demonstrates a need for existing or increased tax rates. The certificate of estimated resources establishes a limit on the amounts that the Board of Education may appropriate. The appropriation resolution is the Board's authorization to spend resources and sets annual limits on expenditures plus encumbrances at a level of control selected by the Board. The legal level of control has been established by the Board of Education at the fund level for all funds. Any budgetary modifications at this level may only be made by resolution of the Board of Education. The Treasurer has been given the authority to allocate Board appropriations to the function and object levels within each fund.

The certificate of estimated resources may be amended during the year if projected increases or decreases in revenue are identified by the School District Treasurer. The amounts reported as the original budgeted amounts in the budgetary statements reflect the amounts in the certificate when the original appropriations were adopted. The amounts reported as the final budgeted amounts in the budgetary statements reflect the amounts in the final amended certificate in effect when the final appropriations were passed prior to fiscal year-end.

**ROCKY RIVER CITY SCHOOL DISTRICT
CUYAHOGA COUNTY, OHIO**

NOTES TO THE BASIC FINANCIAL STATEMENTS
FOR THE FISCAL YEAR ENDED JUNE 30, 2018

NOTE 2 - SUMMARY OF SIGNIFICANT ACCOUNTING POLICIES - (Continued)

The appropriation resolution is subject to amendment by the Board throughout the year with the restriction that appropriations may not exceed estimated resources. The amounts reported as the original budgeted amounts reflect the first appropriation for that fund that covered the entire fiscal year, including amounts automatically carried over from prior years. The amounts reported as the final budgeted amounts represent the final appropriation amounts passed by the Board during the year.

F. Cash and Investments

To improve cash management, cash received by the District is pooled. Monies for all funds are maintained in this pool. Individual fund integrity is maintained through the District's records. Each fund's interest in the pool is presented as "equity in pooled cash and investments" on the financial statements.

During fiscal year 2018, investments were limited to Federal Home Loan Mortgage Corporation (FHLMC) securities, Federal Home Loan Bank (FHLB), commercial paper, negotiable certificates of deposit (negotiable CD's), U.S. government money market fund, and investments in the State Treasury Asset Reserve of Ohio (STAR Ohio). Except for investments in STAR Ohio, investments are reported at fair value.

STAR Ohio is an investment pool managed by the State Treasurer's Office which allows governments within the State to pool their funds for investment purposes. STAR Ohio is not registered with the SEC as an investment company, but has adopted Governmental Accounting Standards Board (GASB), Statement No. 79, "Certain External Investment Pools and Pool Participants." The District measures its investment in STAR Ohio at the net asset value (NAV) per share provided by STAR Ohio. The NAV per share is calculated on an amortized cost basis that provides a NAV per share that approximates fair value.

For fiscal year 2018, there were no limitations or restrictions on any participant withdrawals due to redemption notice periods, liquidity fees, or redemption gates. However, notice must be given 24 hours in advance of all deposits and withdrawals exceeding \$25 million. STAR Ohio reserves the right to limit the transaction to \$100 million, requiring the excess amount to be transacted the following business day(s), but only to the \$100 million limit. All accounts of the participant will be combined for these purposes.

Under existing Ohio statute, interest earnings are allotted to the general fund unless the Board of Education has, by resolution, specified funds to receive an allocation of interest earnings. Interest revenue credited to the general fund during fiscal year 2018 amounted to \$169,061 which includes \$49,602 assigned from other District funds.

For presentation on the basic financial statements, investments purchased by the cash management pool and investments with original maturities of three months or less at the time they are purchased by the District are considered to be cash equivalents. Investments with an initial maturity of more than three months are reported as investments.

An analysis of the District's investment account at fiscal year-end is provided in Note 5.

**ROCKY RIVER CITY SCHOOL DISTRICT
CUYAHOGA COUNTY, OHIO**

NOTES TO THE BASIC FINANCIAL STATEMENTS
FOR THE FISCAL YEAR ENDED JUNE 30, 2018

NOTE 2 - SUMMARY OF SIGNIFICANT ACCOUNTING POLICIES - (Continued)

G. Inventory

On government-wide financial statements, inventories are presented at the lower of cost or market on a first-in, first-out basis and are expensed when used.

On fund financial statements, inventories of governmental funds are stated at cost. Donated commodities are reported at their entitlement value. For all funds, cost is determined on a first-in, first-out basis. Inventory in governmental funds consists of expendable supplies held for consumption and donated food, purchased food, and school supplies held for resale. The costs of inventory items are recorded as expenditures in the governmental funds when purchased. Inventories for governmental funds are accounted for using the consumption method.

On the fund financial statements, reported material and supplies inventory is equally offset by nonspendable fund balance in the governmental funds which indicates that it does not constitute available spendable resources even though it is a component of net current assets. Inventory held for resale is not offset by nonspendable fund balance as the proceeds from the eventual sale of the inventory is either restricted, committed or assigned.

H. Capital Assets

General capital assets are those assets specifically related to governmental activities. These assets result from expenditures in the governmental funds. These assets are reported in the governmental activities column of the government-wide statement of net position, but are not reported in the fund financial statements.

All capital assets are capitalized at cost (or estimated historical cost) and updated for additions and retirements during the year. Donated capital assets are recorded at their acquisition values as of the date received. The District maintains a capitalization threshold of \$2,000. The District does not possess any infrastructure. Improvements are capitalized; the costs of normal maintenance and repairs that do not add to the value of the asset or materially extend an asset's life are not.

All reported capital assets except land and construction in progress are depreciated. Improvements are depreciated over the remaining useful lives of the related capital assets. Depreciation is computed using the straight-line method over the following useful lives:

<u>Description</u>	<u>Governmental Activities Estimated Lives</u>
Land improvements	10-30 years
Building/ improvements	10-40 years
Furniture/equipment	5-20 years
Vehicles	8 years

**ROCKY RIVER CITY SCHOOL DISTRICT
CUYAHOGA COUNTY, OHIO**

NOTES TO THE BASIC FINANCIAL STATEMENTS
FOR THE FISCAL YEAR ENDED JUNE 30, 2018

NOTE 2 - SUMMARY OF SIGNIFICANT ACCOUNTING POLICIES - (Continued)

I. Interfund Balances

On the fund financial statements, receivables and payables resulting from short-term interfund loans are classified as “interfund loans receivable” and “interfund loans payable” and receivables and payables resulting from long-term interfund loans and classified as “advances to other funds” and “advances from other funds”. Interfund balances between governmental funds are eliminated for reporting on the government-wide statement of net position. See Note 6 for detail on the District’s interfund balances at June 30, 2018.

J. Interfund Activity

Exchange transactions between funds are reported as revenues in the seller funds and as expenditures/expenses in the purchaser funds. Flows of cash or goods from one fund to another without a requirement for repayment are reported as interfund transfers. Interfund transfers are reported as other financing sources/uses in governmental funds and after nonoperating revenues/expenses in proprietary funds. Repayments from funds responsible for particular expenditures/expenses to the funds that initially paid for them are not presented on the financial statements. Transfers between governmental funds are eliminated for reporting on the government-wide statement of activities. Interfund services provided and used are not eliminated for reporting on the government-wide statement of activities.

K. Compensated Absences

Compensated absences of the District consist of vacation leave and sick leave liability to the extent that payments to the employee for these absences are attributable to services already rendered and are not contingent on a specific event that is outside the control of the District and the employee.

In accordance with the provisions of GASB Statement No. 16, “Accounting for Compensated Absences”, a liability for vacation leave is accrued if a) the employees’ rights to payment are attributable to services already rendered; and b) it is probable that the employer will compensate the employees for the benefits through paid time off or other means, such as cash payment at termination or retirement. A liability for severance is accrued using the termination method; i.e., a liability is accrued for earned sick leave to the extent that it is probable that benefits will result in termination payments. The liability is an estimate based on the District’s past experience of making termination payments.

The total liability for vacation and severance payments has been calculated using pay rates in effect at June 30, 2018 and reduced to the maximum payment allowed by labor contract and/or statute, plus any additional salary related payments.

The entire compensated absence liability is reported on the government-wide financial statements. For governmental fund financial statements, compensated absences are recognized as liabilities and expenditures as payments come due each period upon the occurrence of employee resignations and retirements.

**ROCKY RIVER CITY SCHOOL DISTRICT
CUYAHOGA COUNTY, OHIO**

NOTES TO THE BASIC FINANCIAL STATEMENTS
FOR THE FISCAL YEAR ENDED JUNE 30, 2018

NOTE 2 - SUMMARY OF SIGNIFICANT ACCOUNTING POLICIES - (Continued)

L. Accrued Liabilities and Long-Term Obligations

All payables, accrued liabilities and long-term obligations are reported in the government-wide financial statements, and all payables, accrued liabilities and long-term obligations payable from proprietary funds are reported on the proprietary fund financial statements.

In general, governmental fund payables and accrued liabilities that, once incurred, are paid in a timely manner and from current financial resources are reported as obligations of the funds. However, claims and judgements, compensated absences, net pension liabilities, and net OPEB liabilities that will be paid from governmental funds are reported as a liability in the fund financial statements only to the extent that they are due for payment during the current year. Bonds and lease-purchase obligations are recognized as a liability in the fund financial statements when due.

M. Fund Balance

Fund balance is divided into five classifications based primarily on the extent to which the District is bound to observe constraints imposed upon the use of the resources in the governmental funds. The classifications are as follows:

Nonspendable - The nonspendable fund balance classification includes amounts that cannot be spent because they are not in spendable form or legally required to be maintained intact. The “not in spendable form” criterion includes items that are not expected to be converted to cash. It also includes the long-term amount of loans receivable.

Restricted - Fund balance is reported as restricted when constraints are placed on the use of resources that are either externally imposed by creditors (such as through debt covenants), grantors, contributors, or laws or regulations of other governments, or imposed by law through constitutional provisions or enabling legislation.

Committed - The committed fund balance classification includes amounts that can be used only for the specific purposes imposed by a formal action (resolution) of the District Board of Education (the highest level of decision-making authority). Those committed amounts cannot be used for any other purpose unless the District Board of Education removes or changes the specified use by taking the same type of action (resolution) it employed to previously commit those amounts. Committed fund balance also incorporates contractual obligations to the extent that existing resources in the fund have been specifically committed for use in satisfying those contractual requirements.

Assigned - Amounts in the assigned fund balance classification are intended to be used by the District for specific purposes but do not meet the criteria to be classified as restricted nor committed. In governmental funds other than the general fund, assigned fund balance represents the remaining amount that is not restricted or committed. In the general fund, assigned amounts represent intended uses established by policies of the District Board of Education, which includes giving the Treasurer the authority to constrain monies for intended purposes. The Board’s has, by resolution, authorized the Treasurer to assign fund balances for encumbrances outstanding at year-end.

**ROCKY RIVER CITY SCHOOL DISTRICT
CUYAHOGA COUNTY, OHIO**

NOTES TO THE BASIC FINANCIAL STATEMENTS
FOR THE FISCAL YEAR ENDED JUNE 30, 2018

NOTE 2 - SUMMARY OF SIGNIFICANT ACCOUNTING POLICIES - (Continued)

Unassigned - Unassigned fund balance is the residual classification for the general fund and includes all spendable amounts not contained in the other classifications. In other governmental funds, the unassigned classification is only used to report a deficit fund balance resulting from overspending for specific purposes for which amounts had been restricted, committed, or assigned.

The District applies restricted resources first when expenditures are incurred for purposes for which restricted and unrestricted (committed, assigned, and unassigned) fund balance is available. Similarly, within unrestricted fund balance, committed amounts are reduced first followed by assigned, and then unassigned amounts when expenditures are incurred for purposes for which amounts in any of the unrestricted fund balance classifications could be used.

N. Non-public Schools

Within the District's boundaries, St. Christopher, St. Thomas, Ruffing Montessori Elementary Schools, Lutheran West, Magnificat High Schools, and Lechaperone Rouge Preschool operated as non-public schools. Current State legislation provides funding to these schools. These monies are received and disbursed on behalf of the schools by the Treasurer of the District, as directed by the schools. This activity is reflected as a governmental activity for financial reporting purposes.

O. Net Position

Net position represents the difference between assets and deferred outflows and liabilities and deferred inflows. The net position component "net investment in capital assets," consists of capital assets, net of accumulated depreciation, reduced by the outstanding balances of any borrowing used for the acquisition, construction or improvement of those assets. Deferred outflows of resources and deferred inflows of resources that are attributable to the acquisition, construction or improvement of those assets or related debt also should be included in this component of net position. Net position is reported as restricted when there are limitations imposed on its use either through the enabling legislation adopted by the District or through external restrictions imposed by creditors, grantors or laws or regulations of other governments.

The District applies restricted resources first when an expense is incurred for purposes for which both restricted and unrestricted net position is available.

P. Contributions of Capital

Contributions of capital in the government-wide financial statements arise from outside contributions of capital assets, or from grants or outside contributions of resources restricted to capital acquisition and construction. The District had no capital contributions in fiscal year 2018.

Q. Estimates

The preparation of the basic financial statements in conformity with GAAP requires management to make estimates and assumptions that affect the amounts reported in the basic financial statements and accompanying notes. Actual results may differ from those estimates.

**ROCKY RIVER CITY SCHOOL DISTRICT
CUYAHOGA COUNTY, OHIO**

NOTES TO THE BASIC FINANCIAL STATEMENTS
FOR THE FISCAL YEAR ENDED JUNE 30, 2018

NOTE 2 - SUMMARY OF SIGNIFICANT ACCOUNTING POLICIES - (Continued)

R. Issuance Costs/Bond Premiums and Discounts and Accounting Gain or Loss on Debt Refunding

On the governmental fund financial statements, issuance costs, bond premiums, bond discounts, and deferred charges from debt refunding are recognized in the current period.

On the government-wide financial statements, issuance costs are recognized in the current period and are not amortized. Bond premiums and discounts are amortized over the term of the bonds using the straight-line method. Unamortized bond premiums are presented as an addition to the face amount of the bonds reported on the statement of net position. Unamortized bond discounts are presented as a reduction to the face amount of the bonds reported on the statement of net position. The reconciliation between the bonds face value and the amount reported on the statement of net position is presented in Note 12.

For advance refunding resulting in the defeasance of debt, the difference between the reacquisition price and the net carrying amount of the old debt is deferred and amortized as a component of interest expense. This accounting gain or loss is amortized over the remaining life of the old debt or the life of the new debt, whichever is shorter, and is presented as a deferred outflow of resources.

S. Pensions/Other Postemployment Benefits (OPEB)

For purposes of measuring the net pension/OPEB liability, information about the fiduciary net position of the pension/OPEB plans and additions to/deductions from their fiduciary net position have been determined on the same basis as they are reported by the pension/OPEB plan. For this purpose, benefit payments (including refunds of employee contributions) are recognized when due and payable in accordance with the benefit terms. The pension/OPEB plans report investments at fair value.

T. Extraordinary and Special Items

Extraordinary items are transactions or events that are both unusual in nature and infrequent in occurrence. Special items are transactions or events that are within the control of the Board of Education and that are either unusual in nature or infrequent in occurrence. Neither type of transaction occurred during fiscal year 2018.

U. Operating Revenues and Expenses

Operating revenues are those revenues that are generated directly from the primary activity of the proprietary funds. For the District, these revenues are charges for services for the employee benefit programs. Operating expenses are necessary costs incurred to provide the goods or services that are the primary activity of the fund. All revenues not related to operating activities have been reported as nonoperating revenue.

V. Fair Value Measurements

The District categorizes its fair value measurements within the fair value hierarchy established by generally accepted accounting principles. The hierarchy is based on the valuation inputs used to measure the fair value of the asset. Level 1 inputs are quoted prices in active markets for identical assets; Level 2 inputs are significant other observable inputs; Level 3 inputs are significant unobservable inputs.

**ROCKY RIVER CITY SCHOOL DISTRICT
CUYAHOGA COUNTY, OHIO**

NOTES TO THE BASIC FINANCIAL STATEMENTS
FOR THE FISCAL YEAR ENDED JUNE 30, 2018

NOTE 3 - CHANGE IN ACCOUNTING PRINCIPLES

Change in Accounting Principles/Restatement of Net Position

For fiscal year 2018, the District has implemented GASB Statement No. 75, "Accounting and Financial Reporting for Postemployment Benefits Other Than Pensions", GASB Statement No. 81 "Irrevocable Split-Interest Agreements" GASB Statement No. 85, "Omnibus 2017" and GASB Statement No. 86, "Certain Debt Extinguishments".

GASB Statement No. 75 improves the accounting and financial reporting by state and local governments for postemployment benefits other than pensions (OPEB). It also improves information provided by state and local governmental employers about financial support for OPEB that is provided by other entities. The implementation of GASB Statement No. 75 affected the District's postemployment benefit plan disclosures, as presented in Note 16 to the basic financial statements, and added required supplementary information.

GASB Statement No. 81 improves the accounting and financial reporting for irrevocable split-interest agreements by providing recognition and measurement guidance for situations in which a government is a beneficiary of the agreement. The implementation of GASB Statement No. 81 did not have an effect on the financial statements of the District.

GASB Statement No. 85 addresses practice issues that have been identified during implementation and application of certain GASB Statements. This Statement addresses a variety of topics including issues related to blending component units, goodwill, fair value measurement and application, and OPEB. The implementation of GASB Statement No. 85 did not have an effect on the financial statements of the District.

GASB Statement No. 86 improves consistency in accounting and financial reporting for in-substance defeasance of debt by providing guidance for transactions in which cash and other monetary assets acquired with only existing resources - resources other than the proceeds of refunding debt - are placed in an irrevocable trust for the sole purpose of extinguishing debt. This Statement also improves accounting and financial reporting for prepaid insurance on debt that is extinguished and notes to financial statements for debt that is defeased in substance. The implementation of GASB Statement No. 86 did not have an effect on the financial statements of the District.

A net position restatement is required in order to implement GASB Statement No 75. The governmental activities at July 1, 2017 have been restated as follows:

	Governmental Activities
Net position as previously reported	\$ (33,607,525)
Deferred outflows - payments subsequent to measurement date	84,123
Net OPEB liability	(13,238,873)
Restated net position at July 1, 2017	\$ (46,762,275)

Other than employer contributions subsequent to the measurement date, the District made no restatement for deferred inflows/outflows of resources as the information needed to generate these restatements was not available. The restatement had no effect on fund balances.

**ROCKY RIVER CITY SCHOOL DISTRICT
CUYAHOGA COUNTY, OHIO**

NOTES TO THE BASIC FINANCIAL STATEMENTS
FOR THE FISCAL YEAR ENDED JUNE 30, 2018

NOTE 4 - ACCOUNTABILITY AND COMPLIANCE

Deficit Fund Balances

Fund balances at June 30, 2018 included the following individual fund deficits:

<u>Nonmajor Governmental Funds</u>	<u>Deficit</u>
IDEA Part B	\$ 23,092
Title I	3,500
Miscellaneous Federal Grants	<u>2,478</u>
	<u>\$ 29,070</u>

The general fund is liable for any deficit in these funds and provides transfers when cash is required, not when accruals occur. The deficit fund balances resulted from adjustments for accrued liabilities.

NOTE 5 - DEPOSITS AND INVESTMENTS

State statutes classify monies held by the District into three categories.

Active deposits are public deposits necessary to meet current demands on the treasury. Such monies must be maintained either as cash in the District treasury, in commercial accounts payable or withdrawable on demand, including negotiable order of withdrawal (NOW) accounts, or in money market deposit accounts.

Inactive deposits are public deposits that the Board of Education has identified as not required for use within the current five-year period of designation of depositories. Inactive deposits must either be evidenced by certificates of deposit maturing not later than the end of the current period of designation of depositories, or by savings or deposit accounts including, but not limited to, passbook accounts.

Interim deposits are deposits of interim monies. Interim monies are those monies which are not needed for immediate use, but which will be needed before the end of the current period of designation of depositories.

Interim deposits must be evidenced by time certificates of deposit maturing not more than one year from the date of deposit or by savings or deposit accounts including passbook accounts.

Interim monies may be deposited or invested in the following securities:

1. United States Treasury Notes, Bills, Bonds, or any other obligation or security issued by the United States Treasury or any other obligation guaranteed as to principal and interest by the United States;
2. Bonds, notes, debentures, or any other obligations or securities issued by any federal government agency or instrumentality, including but not limited to, the Federal National Mortgage Association, Federal Home Loan Bank, Federal Farm Credit Bank, Federal Home Loan Mortgage Corporation, Government National Mortgage Association, and Student Loan Marketing Association. All federal agency securities shall be direct issuances of federal government agencies or instrumentalities;
3. Written repurchase agreements in the securities listed above provided that the market value of the securities subject to the repurchase agreement must exceed the principal value of the agreement by at least two percent and be marked to market daily, and that the term of the agreement must not exceed thirty days;

**ROCKY RIVER CITY SCHOOL DISTRICT
CUYAHOGA COUNTY, OHIO**

NOTES TO THE BASIC FINANCIAL STATEMENTS
FOR THE FISCAL YEAR ENDED JUNE 30, 2018

NOTE 5 - DEPOSITS AND INVESTMENTS - (Continued)

4. Bonds and other obligations of the State of Ohio;
5. No-load money market mutual funds consisting exclusively of obligations described in items (1) and (2) above and repurchase agreements secured by such obligations, provided that investments in securities described in this division are made only through eligible institutions;
6. The State Treasurer's investment pool (STAR Ohio);
7. Certain banker's acceptance and commercial paper notes for a period not to exceed one hundred eighty days from the purchase date in an amount not to exceed twenty-five percent of the interim monies available for investment at any one time: and,
8. Under limited circumstances, corporate debt interests rated in either of the two highest classifications by at least two nationally recognized rating agencies.

Protection of the District's deposits is provided by the Federal Deposit Insurance Corporation (FDIC), by eligible securities pledged by the financial institution as security for repayment, by surety company bonds deposited with the Treasurer by the financial institution or by a single collateral pool established by the financial institution to secure the repayment of all public monies deposited with the institution.

Investments in stripped principal or interest obligations, reverse repurchase agreements and derivatives are prohibited. The issuance of taxable notes for the purpose of arbitrage, the use of leverage and short selling are also prohibited. An investment must mature within five years from the date of purchase unless matched to a specific obligation or debt of the District and must be purchased with the expectation that it will be held to maturity. Investments may only be made through specified dealers and institutions. Payment for investments may be made only upon delivery of the securities representing the investments to the Treasurer or, if the securities are not represented by a certificate, upon receipt of confirmation of transfer from the custodian.

A. Cash with Escrow Agent

At June 30, 2018, the District had \$3,828,219 held by Key Government Finance, Inc. and PNC Equipment Finance, LLC. as escrow agents related to lease-purchase obligations entered into during fiscal year 2017 and fiscal year 2018 (see Note 9). This amount is not included in "Deposits with Financial Institutions" below.

B. Deposits with Financial Institutions

At June 30, 2018, the carrying amount of all District deposits was \$1,131,563. Based on the criteria described in GASB Statement No. 40, "Deposits and Investment Risk Disclosures", as of June 30, 2018, \$1,003,809 of the District's bank balance of \$1,915,836 was exposed to custodial risk as discussed below, while \$912,027 was covered by the FDIC.

**ROCKY RIVER CITY SCHOOL DISTRICT
CUYAHOGA COUNTY, OHIO**

NOTES TO THE BASIC FINANCIAL STATEMENTS
FOR THE FISCAL YEAR ENDED JUNE 30, 2018

NOTE 5 - DEPOSITS AND INVESTMENTS - (Continued)

Custodial credit risk is the risk that, in the event of bank failure, the District will not be able to recover deposits or collateral securities that are in the possession of an outside party. The District has no deposit policy for custodial credit risk beyond the requirements of State statute. Ohio law requires that deposits either be insured or protected by (1) eligible securities pledged to the District and deposited with a qualified trustee by the financial institution as security for repayment whose market value at all times shall be at least 105 percent of the deposits being secured, or (2) participation in the Ohio Pooled Collateral System (OPCS), a collateral pool of eligible securities deposited with a qualified trustee and pledged to the Treasurer of State to secure the repayment of all public monies deposited in the financial institution. OPCS requires the total market value of the securities pledged to be 102 percent of the deposits being secured or a rate set by the Treasurer of State. For 2018, the District's financial institutions were approved for a reduced collateral rate of 50 percent through the OPCS. Although all statutory requirements for the deposit of money had been followed, noncompliance with Federal requirements could potentially subject the District to a successful claim by the FDIC.

C. Investments

As of June 30, 2018, the District had the following investments and maturities:

Measurement/ Investment type	Measurement Value	Investment Maturities				
		6 months or less	7 to 12 months	13 to 18 months	19 to 24 months	Greater Than 24 months
<i>Fair Value:</i>						
Negotiable CDs	\$ 1,234,756	\$ 495,526	\$ 494,265	\$ 244,965	\$ -	\$ -
Commerical paper	4,496,402	4,496,402	-	-	-	-
FHLB	244,060	-	-	-	-	244,060
FHLMC	489,855	-	-	-	489,855	-
U.S. Government Money						
Market Mutual Fund	14,424	14,424	-	-	-	-
<i>Amortized Cost:</i>						
STAR Ohio	4,625,252	4,625,252	-	-	-	-
Total	\$ 11,104,749	\$ 9,631,604	\$ 494,265	\$ 244,965	\$ 489,855	\$ 244,060

The weighted average maturity of investments is 0.27 years.

The District's investments in U.S. government money market mutual funds are valued using quoted market prices in active markets (Level 1 inputs). The District's investments in negotiable CDs, FHLMC securities, FHLB securities, and commercial paper are valued using quoted market prices in markets that are not considered to be active, dealer quotations or alternative pricing sources for similar assets or liabilities for which all significant inputs are observable, either directly or indirectly (Level 2 inputs). As discussed in Note 2.F, investments in STAR Ohio is reported at its share price.

Interest Rate Risk: As a means of limiting its exposure to fair value losses arising from rising interest rates and according to State law, the District's investment policy limits investment portfolio maturities to five years or less.

**ROCKY RIVER CITY SCHOOL DISTRICT
CUYAHOGA COUNTY, OHIO**

NOTES TO THE BASIC FINANCIAL STATEMENTS
FOR THE FISCAL YEAR ENDED JUNE 30, 2018

NOTE 5 - DEPOSITS AND INVESTMENTS - (Continued)

Credit Risk: The District's investments in FHLMC securities and FHLB securities were rated AA+ and Aaa by Standard & Poor's and Moody's Investor Services, respectively. STAR Ohio and the U.S. government money market mutual fund were rated AAAm by Standard & Poor's. STAR Ohio must maintain the highest letter or numerical rating provided by at least one nationally recognized standard service. The negotiable CDs were not rated but are fully covered by the FDIC. The commercial paper was rated A1+ and A1 by Standard & Poor's and P1 by Moody's Investor Services. The District has no investment policy that would further limit its investment choices.

Custodial Credit Risk: For an investment, custodial credit risk is the risk that, in the event of the failure of the counterparty, the District will not be able to recover the value of its investments or collateral securities that are in the possession of an outside party. The FHLMC securities, FHLB securities, and commercial paper are exposed to custodial credit risk in that they are uninsured, unregistered and held by the counterparty's trust department or agent, but not in the District's name. The District has no investment policy dealing with investment custodial risk beyond the requirement in State statute that prohibits payment for investments prior to the delivery of the securities representing such investments to the treasurer or qualified trustee.

Concentration of Credit Risk: The District places no limit on the amount that may be invested in any one issuer. The following table includes the percentage of each investment type at June 30, 2018:

<u>Measurement/ Investment type</u>	<u>Measurement Value</u>	<u>% of Total</u>
<i>Fair Value:</i>		
Negotiable CDs	\$ 1,234,756	11.12
Commerical paper	4,496,402	40.49
FHLB	244,060	2.20
FHLMC	489,855	4.41
U.S. Government Money		
Market Mutual Fund	14,424	0.13
<i>Amoritized Cost:</i>		
STAR Ohio	<u>4,625,252</u>	<u>41.65</u>
Total	<u>\$ 11,104,749</u>	<u>100.00</u>

D. Reconciliation of Cash and Investments to the Statement of Net Position

The following is a reconciliation of cash and investments as reported in the note above to cash and investments as reported on the statement of net position as of June 30, 2018:

<u>Cash and investments per note</u>	
Carrying amount of deposits	\$ 1,131,563
Cash with escrow agent	3,828,219
Investments	<u>11,104,749</u>
Total	<u>\$ 16,064,531</u>
<u>Cash and investments per statement of net position</u>	
Governmental activities	\$ 15,793,741
Private-purpose trust fund	13,134
Agency fund	<u>257,656</u>
Total	<u>\$ 16,064,531</u>

**ROCKY RIVER CITY SCHOOL DISTRICT
CUYAHOGA COUNTY, OHIO**

NOTES TO THE BASIC FINANCIAL STATEMENTS
FOR THE FISCAL YEAR ENDED JUNE 30, 2018

NOTE 6 - INTERFUND TRANSACTIONS

- A. Interfund loans receivable/payable consisted of the following at June 30, 2018, as reported on the fund statements:

<u>Receivable fund</u>	<u>Payable fund</u>	<u>Amount</u>
General fund	Nonmajor governmental funds	\$ 1,058,315
Bond retirement	Nonmajor governmental funds	<u>515,767</u>
Total		<u>\$ 1,574,082</u>

The primary purpose of the interfund balances is to cover costs in specific funds where revenues were not received by June 30. These interfund balances will be repaid once the anticipated revenues are received. The interfund receivable in the general fund represents \$1,058,315 loaned from the general fund to nonmajor governmental funds to cover cash overdrafts in nonmajor governmental funds. In addition, the District issued \$515,797 in manuscript debt from the bond retirement fund to the building fund (a nonmajor governmental fund). The debt provided temporary funding for buses until funds are received. The manuscript debt has a maturity date of one year from the date of issue and bears an annual interest rate of 1 percent. Interfund loans between governmental funds are eliminated on the government-wide financial statements.

- B. Interfund transfers for the year ended June 30, 2018, consisted of the following, as reported on the fund statements:

	<u>Amount</u>
<u>Transfers from general fund to:</u>	
Bond retirement fund	\$ 94,293
Nonmajor governmental funds	125,000
<u>Transfers from nonmajor governmental fund to:</u>	
Bond retirement fund	<u>1,005,707</u>
	<u>\$ 1,225,000</u>

Transfers are used to move revenues from the fund that statute or budget required to collect them to the fund that statute or budget requires to expend them and to use unrestricted revenues collected in the general fund to finance various programs accounted for in other funds in accordance with budgetary authorizations. Interfund transfers between governmental funds are eliminated on the government-wide financial statements; therefore, no transfers are reported on the statement of activities.

NOTE 7 - PROPERTY TAXES

Property taxes are levied and assessed on a calendar year basis while the District fiscal year runs from July through June. First half tax collections are received by the District in the second half of the fiscal year. Second half tax distributions occur in the first half of the following fiscal year.

**ROCKY RIVER CITY SCHOOL DISTRICT
CUYAHOGA COUNTY, OHIO**

NOTES TO THE BASIC FINANCIAL STATEMENTS
FOR THE FISCAL YEAR ENDED JUNE 30, 2018

NOTE 7 - PROPERTY TAXES - (Continued)

Property taxes include amounts levied against all real property and public utility property. Real property tax revenues received in calendar year 2018 represent the collection of calendar year 2017 taxes. Real property taxes received in calendar year 2018 were levied after April 1, 2017, on the assessed values as of January 1, 2017, the lien date. Assessed values for real property taxes are established by State statute at 35 percent of appraised market value. Real property taxes are payable annually or semiannually. If paid annually, payment is due December 31; if paid semiannually, the first payment is due December 31, with the remainder payable by June 20. Under certain circumstances, State statute permits alternate payment dates to be established. Public utility property tax revenues received in calendar year 2018 represent the collection of calendar year 2017 taxes. Public utility real and personal property taxes received in calendar year 2018 became a lien on December 31, 2016, were levied after April 1, 2017, and are collected with real property taxes. Public utility real property is assessed at 35 percent of true value.

The District receives property taxes from Cuyahoga County. The County Fiscal Officer periodically advances to the District its portion of the taxes collected. Second-half real property tax payments collected by the County by June 30, 2018, are available to finance fiscal year 2018 operations. The amount available as an advance at June 30, 2018 was \$3,762,229 in the general fund, \$214,796 in the bond retirement fund and \$85,919 in the permanent improvement fund (a nonmajor governmental fund). This amount is recorded as revenue. The amount available for advance at June 30, 2017 was \$4,861,874 in the general fund, \$800,185 in the bond retirement fund and \$61,743 in the permanent improvement fund (a nonmajor governmental fund). The amount of second-half real property taxes available for advance at fiscal year-end can vary based on the date the tax bills are sent.

Accrued property taxes receivable includes real property, public utility property and delinquent tangible personal property taxes which are measurable as of June 30, 2018 and for which there is an enforceable legal claim. Although total property tax collections for the next fiscal year are measurable, only the amount of real property taxes available as an advance at June 30 was levied to finance current fiscal year operations and is reported as revenue at fiscal year-end. The portion of the receivable not levied to finance current fiscal year operations is offset by a credit to deferred inflows.

On the accrual basis of accounting, collectible delinquent property taxes have been recorded as a receivable and revenue, while on a modified accrual basis of accounting the revenue has been reported as a deferred inflow.

The assessed values upon which the fiscal year 2018 taxes were collected are:

	2017 Second Half Collections		2018 First Half Collections	
	<u>Amount</u>	<u>Percent</u>	<u>Amount</u>	<u>Percent</u>
Agricultural/residential and other real estate	\$ 773,143,600	98.75	\$ 773,047,770	98.66
Public utility personal	<u>9,792,220</u>	<u>1.25</u>	<u>10,486,080</u>	<u>1.34</u>
Total	<u>\$ 782,935,820</u>	<u>100.00</u>	<u>\$ 783,533,850</u>	<u>100.00</u>
Tax rate per \$1,000 of assessed valuation	\$ 89.55		\$ 90.47	

**ROCKY RIVER CITY SCHOOL DISTRICT
CUYAHOGA COUNTY, OHIO**

NOTES TO THE BASIC FINANCIAL STATEMENTS
FOR THE FISCAL YEAR ENDED JUNE 30, 2018

NOTE 8 - RECEIVABLES

Receivables at June 30, 2018 consisted of taxes, payment in lieu of taxes, accounts (billings for user charged services and student fees), accrued interest, and intergovernmental grants and entitlements. All receivables are considered collectible in full due to the ability to foreclose for the nonpayment of taxes, the stable condition of State programs and the current year guarantee of federal funds.

A summary of the principal items of receivables reported on the statement of net position follows:

Governmental activities:

Property taxes	\$ 37,336,595
Payment in lieu of taxes	217,660
Accounts	27,698
Intergovernmental	336,857
Accrued interest	<u>6,456</u>
Total governmental activities	<u>\$ 37,925,266</u>

Receivables have been disaggregated on the face of the basic financial statements. All receivables are expected to be collected within the subsequent year.

NOTE 9 - LEASE-PURCHASE OBLIGATIONS

During fiscal year 2014, the District entered into lease-purchase agreements with PNC Equipment Finance, LLC to finance the acquisition of artificial turf at the high school. Lease payments made under the lease-purchase agreement have been reclassified and are reflected as debt service expenditures in the financial statements for the governmental funds. These expenditures are reported as function expenditures on the budgetary statements. The total amount of the lease-purchase was \$470,275. The lease-purchase agreement bears an interest rate of 2.87%.

During fiscal year 2017, the District entered into lease-purchase agreements with PNC Equipment Finance, LLC to finance the acquisition of computer and technology equipment. Lease payments made under the lease-purchase agreement have been reclassified and are reflected as debt service expenditures in the financial statements for the governmental funds. These expenditures are reported as function expenditures on the budgetary statements. The total amount of the lease-purchase is \$526,000. The lease-purchase agreement bears an interest rate of 1.99%.

During fiscal year 2017, the District entered into lease-purchase agreements with PNC Equipment Finance, LLC to finance the acquisition of computer and technology equipment. Lease payments made under the lease-purchase agreement have been reclassified and are reflected as debt service expenditures in the financial statements for the governmental funds. These expenditures are reported as function expenditures on the budgetary statements. The total amount of the lease-purchase is \$340,000. The lease-purchase agreement bears an interest rate of 1.38%.

During fiscal year 2017, the District entered into lease-purchase agreements with Key Government Finance, Inc. to finance the renovation of the Beach School building. Lease payments made under the lease-purchase agreement have been reclassified and are reflected as debt service expenditures in the financial statements for the governmental funds. These expenditures are reported as function expenditures on the budgetary statements. The total amount of the lease-purchase is \$1,251,641. The lease-purchase agreement bears an interest rate of 3.50%.

**ROCKY RIVER CITY SCHOOL DISTRICT
CUYAHOGA COUNTY, OHIO**

NOTES TO THE BASIC FINANCIAL STATEMENTS
FOR THE FISCAL YEAR ENDED JUNE 30, 2018

NOTE 9 - LEASE-PURCHASE OBLIGATIONS - (Continued)

During fiscal year 2017, the District entered into lease-purchase agreements with Key Government Finance, Inc. to finance the renovation of the Beach School building. Lease payments made under the lease-purchase agreement have been reclassified and are reflected as debt service expenditures in the financial statements for the governmental funds. These expenditures are reported as function expenditures on the budgetary statements. The total amount of the lease-purchase is \$148,359. The lease-purchase agreement bears an interest rate of 3.50%.

During fiscal year 2018, the District entered into lease-purchase agreements with PNC Equipment Finance, LLC to finance the acquisition of computer and technology equipment. Lease payments made under the lease-purchase agreement have been reclassified and are reflected as debt service expenditures in the financial statements for the governmental funds. These expenditures are reported as function expenditures on the budgetary statements. The total amount of the lease-purchase is \$500,000. The lease-purchase agreement bears an interest rate of 2.87%.

During fiscal year 2018, the District entered into lease-purchase agreements with Key Government Finance, Inc. to finance the renovation of lighting, HVAC and acquisition of other equipment. Lease payments made under the lease-purchase agreement have been reclassified and are reflected as debt service expenditures in the financial statements for the governmental funds. These expenditures are reported as function expenditures on the budgetary statements. The total amount of the lease-purchase is \$2,500,000. The lease-purchase agreement bears an interest rate of 3.12%.

Capital assets consisting of computers, land improvements (field turf project), and CIP (Beach renovation) have been capitalized, in part, based upon the District's individual item threshold of \$2,000. A corresponding liability is recorded in the government-wide financial statements. Principal and interest payments in fiscal year 2018 of \$370,759 and \$58,168, respectively, were paid by the general fund and the permanent improvement fund (a nonmajor governmental fund).

The following is a schedule of the future long-term minimum lease payments required under the lease-purchase agreements based upon total allowable borrowings and the present value of the future minimum lease payments as of June 30, 2018 based upon amounts actually drawn:

<u>Fiscal Year Ending June 30,</u>	<u>Amount</u>
2019	\$ 740,465
2020	902,770
2021	716,769
2022	500,690
2023	412,570
2024 - 2028	1,969,410
2029 - 2030	<u>653,664</u>
Total minimum lease payments	5,896,338
Less amount representing interest	<u>(813,489)</u>
Total obligation at June 30, 2018	<u>\$ 5,082,849</u>

**ROCKY RIVER CITY SCHOOL DISTRICT
CUYAHOGA COUNTY, OHIO**

NOTES TO THE BASIC FINANCIAL STATEMENTS
FOR THE FISCAL YEAR ENDED JUNE 30, 2018

NOTE 10 - CAPITAL ASSETS

Capital asset activity for the fiscal year ended June 30, 2018, was as follows:

	Balance <u>June 30, 2017</u>	<u>Additions</u>	<u>Deductions</u>	Balance <u>June 30, 2018</u>
Governmental activities:				
<i>Capital assets, not being depreciated:</i>				
Land	\$ 770,821	\$ -	\$ -	\$ 770,821
CIP	<u>649,050</u>	<u>406,134</u>	<u>(1,010,634)</u>	<u>44,550</u>
Total capital assets, not being depreciated	<u>1,419,871</u>	<u>406,134</u>	<u>(1,010,634)</u>	<u>815,371</u>
<i>Capital assets, being depreciated:</i>				
Land improvements	5,651,952	246,828	-	5,898,780
Building/improvements	83,649,149	1,034,623	-	84,683,772
Furniture/equipment	7,233,412	323,606	(433,978)	7,123,040
Vehicles	<u>2,054,777</u>	<u>92,259</u>	<u>-</u>	<u>2,147,036</u>
Total capital assets, being depreciated	<u>98,589,290</u>	<u>1,697,316</u>	<u>(433,978)</u>	<u>99,852,628</u>
<i>Accumulated depreciation:</i>				
Land improvements	(2,115,052)	(1,346,133)	-	(3,461,185)
Building/improvements	(38,701,570)	(868,922)	-	(39,570,492)
Furniture/equipment	(5,479,984)	(487,085)	1,107,833 ⁽¹⁾	(4,859,236)
Vehicles	<u>(1,024,522)</u>	<u>(204,123)</u>	<u>-</u>	<u>(1,228,645)</u>
Total accumulated depreciation	<u>(47,321,128)</u>	<u>(2,906,263)</u>	<u>1,107,833</u>	<u>(49,119,558)</u>
Governmental activities capital assets, net	<u>\$ 52,688,033</u>	<u>\$ (802,813)</u>	<u>\$ (336,779)</u>	<u>\$ 51,548,441</u>

⁽¹⁾ During fiscal year 2018, the District revised the estimated useful lives of certain assets that were previously reported as fully depreciated but still in use. Adjustments to accumulated depreciation as a result of the change in the estimated useful life of the related assets are reflected as a deduction in the schedule above.

**ROCKY RIVER CITY SCHOOL DISTRICT
CUYAHOGA COUNTY, OHIO**

NOTES TO THE BASIC FINANCIAL STATEMENTS
FOR THE FISCAL YEAR ENDED JUNE 30, 2018

NOTE 10 - CAPITAL ASSETS - (Continued)

Depreciation expense was charged to governmental activities as follows:

Instruction:	
Regular	\$ 1,031,151
Special	229,321
Vocational	25,332
Other	18,797
Support Services:	
Pupil	94,852
Instructional staff	137,569
Board of education	3,476
Administration	91,412
Fiscal	40,175
Business	14,599
Operations and maintenance	254,672
Pupil transportation	191,676
Central	456,828
Operation of non-instructional:	
Food service operations	24,122
Other non-instructional services	58,716
Extracurricular activities	<u>233,565</u>
Total depreciation expense	<u>\$ 2,906,263</u>

NOTE 11 - OTHER COMMITMENTS

The District utilizes encumbrance accounting as part of its budgetary controls. Encumbrances outstanding at year end may be reported as part of restricted, committed, or assigned classifications of fund balance. At year end, the District's commitments for encumbrances (less amounts included in payables) in the governmental funds were as follows:

<u>Fund</u>	<u>Year-End Encumbrances</u>
General Fund	\$ 414,665
Nonmajor governmental funds	<u>2,367,316</u>
Total	<u>\$ 2,781,981</u>

**ROCKY RIVER CITY SCHOOL DISTRICT
CUYAHOGA COUNTY, OHIO**

NOTES TO THE BASIC FINANCIAL STATEMENTS
FOR THE FISCAL YEAR ENDED JUNE 30, 2018

NOTE 12 - LONG-TERM OBLIGATIONS

A. During fiscal year 2018, the following changes occurred in governmental activities long-term obligations. The long-term obligations at June 30, 2017 have been restated as described in Note 3.

	Restated Balance <u>June 30, 2017</u>	<u>Additions</u>	<u>Reductions</u>	Balance <u>June 30, 2018</u>	Amounts Due in <u>One Year</u>
Governmental Activities:					
General obligation bonds:					
Series 2014 refunding bonds:					
Current interest bonds	\$ 20,805,000	\$ -	\$ -	\$ 20,805,000	\$ -
Series 2010 school improvement:					
Current interest bonds	11,875,000	-	(1,110,000)	10,765,000	1,130,000
Capital appreciation bonds	420,000	-	-	420,000	-
Accretion on capital appreciation bonds	215,727	40,716	-	256,443	-
Series 1998 school improvement:					
Current interest bonds	1,880,000	-	(1,880,000)	-	-
Series 2017 refunding bonds:					
Current interest bonds	<u>7,440,000</u>	<u>-</u>	<u>(900,000)</u>	<u>6,540,000</u>	<u>860,000</u>
Total general obligation bonds	<u>42,635,727</u>	<u>40,716</u>	<u>(3,890,000)</u>	<u>38,786,443</u>	<u>1,990,000</u>
Net pension liability	66,056,849	-	(17,997,337)	48,059,512	-
Net OPEB liability	<u>13,238,873</u>	<u>-</u>	<u>(2,670,701)</u>	<u>10,568,172</u>	<u>-</u>
Total liability	<u>79,295,722</u>	<u>-</u>	<u>(20,668,038)</u>	<u>58,627,684</u>	<u>-</u>
Lease-purchase obligations	2,453,608	3,000,000	(370,759)	5,082,849	599,866
Compensated absences	<u>4,993,219</u>	<u>565,728</u>	<u>(453,106)</u>	<u>5,105,841</u>	<u>373,689</u>
Total governmental activities long-term liabilities	129,378,276	<u>\$ 3,606,444</u>	<u>\$ (25,381,903)</u>	107,602,817	<u>\$ 2,963,555</u>
Add: Unamortized premiums on bonds	<u>1,551,118</u>			<u>1,456,606</u>	
Total on statement of net position	<u>\$ 130,929,394</u>			<u>\$ 109,059,423</u>	

School Improvement Refunding Bonds - Series 2014

On December 30, 2014, the District issued \$28,250,000, in general obligation refunding bonds, which included \$11,040,000 in serial bonds and \$17,210,000 in term bonds with interest rates varying from 3.25 percent to 4.0 percent. The final stated maturity on the issue is December 1, 2044. Interest payments on the current interest bonds are due on June 1 and December 1 of each year. These bonds are paid from the bond retirement fund. Proceeds were used to current refund \$28,500,000 of the outstanding Series 2010 school improvement Build America Bonds (BABs).

**ROCKY RIVER CITY SCHOOL DISTRICT
CUYAHOGA COUNTY, OHIO**

NOTES TO THE BASIC FINANCIAL STATEMENTS
FOR THE FISCAL YEAR ENDED JUNE 30, 2018

NOTE 12 - LONG-TERM OBLIGATIONS - (Continued)

The bonds were sold at a premium of \$837,902. Proceeds of \$28,786,310 (after the underwriting fees and other issuance costs) were deposited in an irrevocable trust with an escrow agent to provide for all future debt payments on the refunded Series 2010 school improvement BABs. As a result, \$28,500,000 of these bonds were considered defeased and the liability for the refunding portion of these bonds has been removed from the basic financial statements. As of June 30, 2018, the outstanding amount of the refunded bonds is \$28,250,000. A portion of the Series 2014 Refunding Bonds were advance refunded in fiscal year 2017 with the issuance of the Series 2017 Refunding Bonds described below.

The reacquisition price exceeded the net carrying amount of the old debt by \$286,310. This amount is being netted against the new debt and amortized over the remaining life of the refunded debt, which is equal to the life of the new debt issued.

School Improvement Bonds - Series 2010

On September 28, 2010, the District issued \$42,900,000, in general obligation school improvement bonds, including \$3,140,000 in serial bonds, \$28,500,000 in term Build America Bonds (BABs) and \$11,260,000 in sinking fund Qualified School Construction Bonds (QSCBs). Proceeds from the bond issue were used to construct, renovate, remodel, add to, furnish, equip or otherwise improve school district buildings and facilities. The bonds were sold at a premium of \$443,449. Principal payments on the bonds are due December 1 or each year while interest payments are due on June 1 and December 1 of each year. Principal and interest payments are made from the bond retirement fund. During 2015, The District advance refunded the entire balance of the BABs, in the amount of \$28,500,000, through the issuance of the Series 2014 school improvement refunding bonds.

The serial bonds consist of current interest bonds, par value \$2,720,000, and capital appreciation bonds, par value \$420,000. The current interest serial bonds were issued for a seven year period with a final maturity at December 1, 2017. The serial bonds mature on December 1 in each year 2011 through 2017 and bear interest rates ranging from 1.0 percent to 4.0 percent. The serial bonds are not subject to redemption prior to maturity.

The capital appreciation bonds mature on December 1, 2027 at a redemption price equal to 100% of the principal, plus accrued interest to the redemption date. The effective interest rate on the capital appreciation bonds is 6.305%. The accreted value at maturity for the capital appreciation bond is \$1,220,000. Total accreted interest of \$256,443 has been included in the statement of net position at June 30, 2018.

The QSCBs mature on December 1, 2026 in the amount of \$11,260,000. The QSCBs bear an interest rate of 5.068 percent. The District receives a direct payment subsidy from the United States Treasury equal to 100% of the lesser of the interest payments on the bonds or the federal tax credits that would otherwise have been available to the holders of the bonds. The District records this subsidy from the federal government in the bond retirement fund. The QSCBs are subject to optional redemption, on any date on or after December 31, 2020, and extraordinary optional redemption, at the sole discretion of the District, at a redemption price equal to 100% of the principal amount redeemed, plus accrued interest to the redemption date. On December 1 in each year 2020 through 2026, the District is required to make a mandatory deposit into a sinking fund that will provide for payment of the QSCBs upon maturity.

**ROCKY RIVER CITY SCHOOL DISTRICT
CUYAHOGA COUNTY, OHIO**

NOTES TO THE BASIC FINANCIAL STATEMENTS
FOR THE FISCAL YEAR ENDED JUNE 30, 2018

NOTE 12 - LONG-TERM OBLIGATIONS - (Continued)

The QSCBs are subject to mandatory sinking fund requirements on each December 1 as follows:

<u>Year</u>	<u>Mandatory Sinking Fund Requirement</u>
2018	\$ 1,130,000
2019	1,205,000
2020	1,205,000
2021	1,205,000
2022	1,205,000
2023	1,205,000
2024	1,205,000
2025	1,205,000
2026	<u>1,200,000</u>
Total	<u>\$ 10,765,000</u>

School Improvement Bonds - Series 1998

In 1998, the District issued \$24,500,000 in current interest general obligations bonds for the renovations of various school buildings. These bonds bear interest rates ranging from 3.65%-5.375%. Interest payments on the current interest bonds are due on June 1 and December 1 of each year. The final maturity stated in the issue was December 1, 2017. These bonds are paid from the bond retirement fund. The Series 1998 bonds were retired in fiscal year 2018.

School Improvement Refunding Bonds - Series 2017

On March 15, 2017, the District issued general obligation bonds (Series 2017 Refunding Bonds) to advance refund the callable portion of the Series 2014 School Improvement Refunding Bonds (principal \$7,445,000; interest rate of 3.25% to 4.00%). Issuance proceeds of \$8,370,396 were used to purchase securities which were placed in an irrevocable trust to provide resources for all future debt service payments on the refunded debt. This refunded debt is considered defeased (in-substance) and accordingly, has been removed from the statement of net position. The balance of the refunded bonds was \$7,445,000 at June 30, 2018.

The refunding issue is comprised of current interest bonds, par value \$7,440,000. The interest rate on the current interest bonds is 3.650%.

The reacquisition price exceeded the net carrying amount of the old debt (including unamortized deferred changes and unamortized premiums) by \$925,396. This amount is being netted against the new debt and amortized over the remaining life of the refunded debt, which is equal to the life of the new debt issued.

Payments of principal and interest relating to the Series 2017 refunding bonds are recorded as expenditures in the bond retirement fund. Interest payments on the current interest bonds are due on June 1 and December 1 each year. The final maturity stated in the issue is December 1, 2032.

**ROCKY RIVER CITY SCHOOL DISTRICT
CUYAHOGA COUNTY, OHIO**

NOTES TO THE BASIC FINANCIAL STATEMENTS
FOR THE FISCAL YEAR ENDED JUNE 30, 2018

NOTE 12 - LONG-TERM OBLIGATIONS - (Continued)

Compensated Absences

Compensated absences will be paid from the fund which the employee is paid which, for the District, is primarily the general fund and the food service fund (a nonmajor governmental fund).

Lease-Purchase Obligations

The lease-purchase obligations will be repaid from the general fund and the permanent improvement fund (a nonmajor governmental fund). See Note 9 for further detail on the District's lease-purchase obligations.

Net Pension Liability

The District's net pension liability is described in Note 15. The District pays obligations related to employee compensation from the fund benefitting from their service which, for the District, is primarily the general fund.

Net OPEB Liability

The District's net OPEB liability is described in Note 16. The District pays obligations related to employee compensation from the fund benefitting from their service which, for the District, is primarily the general fund.

- B.** The following is a summary of the future debt service requirements, including mandatory sinking fund requirements, to retire bonded debt:

Fiscal Year Ending	General Obligation Bonds			Capital Appreciation Bonds		
	Principal	Interest	Total	Principal	Interest	Total
2019	\$ 1,990,000	\$ 1,603,160	\$ 3,593,160	\$ -	\$ -	\$ -
2020	2,020,000	1,572,591	3,592,591	-	-	-
2021	2,050,000	1,542,296	3,592,296	-	-	-
2022	2,080,000	1,510,906	3,590,906	-	-	-
2023	1,350,000	1,492,291	2,842,291	-	-	-
2024 - 2028	5,670,000	6,517,505	12,187,505	420,000	800,000	1,220,000
2029 - 2033	2,645,000	4,117,579	6,762,579	-	-	-
2034 - 2038	6,415,000	3,475,268	9,890,268	-	-	-
2039 - 2043	9,530,000	1,800,300	11,330,300	-	-	-
2044 - 2046	4,360,000	165,000	4,525,000	-	-	-
Total	\$ 38,110,000	\$ 23,796,896	\$ 61,906,896	\$ 420,000	\$ 800,000	\$ 1,220,000

**ROCKY RIVER CITY SCHOOL DISTRICT
CUYAHOGA COUNTY, OHIO**

NOTES TO THE BASIC FINANCIAL STATEMENTS
FOR THE FISCAL YEAR ENDED JUNE 30, 2018

NOTE 12 - LONG-TERM OBLIGATIONS - (Continued)

C. Legal Debt Margin

The Ohio Revised Code provides that voted net general obligation debt of the District shall never exceed 9% of the total assessed valuation of the District. The Code further provides that unvoted indebtedness shall not exceed 1/10 of 1% of the property valuation of the District. The Code additionally states that unvoted indebtedness related to energy conservation debt shall not exceed 9/10 of 1% of the property valuation of the District. The assessed valuation used in determining the District's legal debt margin has been modified by House Bill 530 which became effective March 30, 2006. In accordance with House Bill 530, the assessed valuation used in the District's legal debt margin calculation excluded tangible personal property used in business, telephone or telegraph property, interexchange telecommunications company property, and personal property owned or leased by a railroad company and used in railroad operations. The effects of these debt limitations at June 30, 2018, are a voted debt margin of \$35.7 million (including available funds of \$3.7 million) and an unvoted debt margin of \$0.8 million.

NOTE 13 - COMPENSATED ABSENCES

The criteria for determining vacation and sick leave benefits are derived from negotiated agreements, Board of Education policies and State laws. Teachers do not earn vacation. Support staff personnel assigned to work less than 240 days annually do not earn vacation. Support staff personnel assigned to work 240 days or more and managers earn annual vacation leave from 10 to 25 days, based on years of service. Administrators are entitled from 20 to 30 days of vacation leave annually, based on years of service or specific contractual terms. Administrators may not carry forward more than five vacation days, and those must be used by January 31st of the subsequent year.

All regular employees earn sick leave at a rate of one and one-fourth days per month. Support staff personnel and managers employed by the District for a minimum of two years, and eligible to retire pursuant to State statute, are entitled to severance benefits based on accumulated sick leave and years of service.

Teachers who resign with ten or more years of service or those who meet the requirements of Ohio Revised Code Section 124.39 - Section B may choose between one of two plans for their severance payment. Each plan offers a varying percentage of their sick leave balance ranging between 20% and 33% of their accumulated but unused sick leave and some plans offer an additional payment depending upon their years of service ranging between \$600 and \$1,800 for each year. Teachers may choose between plans for which they are eligible.

Classified non-union employees, with two or more years and who meet the requirements of ORC Section 124.39, are eligible for severance payments equal to 33% of their accumulated but unused sick leave to a maximum of 75 days.

Classified executive non-union secretaries who have been employed by the District for 30 years or who have reached their first year of eligibility to retire under the School Employees Retirement System rules may choose between one of two plans for their severance payment. Each plan offers a varying percentage of their sick leave balance ranging between 75% and 80% of their accumulated but unused sick leave depending upon years of service. Each plan also offers an additional payment depending upon their years of service ranging between \$200 and \$300 for each year of service. Classified executive non-union secretaries may choose between plans for which they are eligible.

**ROCKY RIVER CITY SCHOOL DISTRICT
CUYAHOGA COUNTY, OHIO**

NOTES TO THE BASIC FINANCIAL STATEMENTS
FOR THE FISCAL YEAR ENDED JUNE 30, 2018

NOTE 13 - COMPENSATED ABSENCES - (Continued)

Classified union employees who have been employed by the District for at least two years and who meet the requirements of ORC Section 124.39 may choose between one of three plans for their severance payment. These plans offer a sick leave payment equal to either 33% or 60% of their accumulated but unused sick leave up to a maximum number of days depending upon the year of retirement and the plan chosen. In addition, employees with ten or more years of service are eligible for an additional payment depending upon their years of service ranging between \$50 and \$175 for each year of service with the District. Classified union employees may choose between plans for which they are eligible.

Administrators are eligible for severance payments equal to 33% of their accumulated but unused sick leave. Also, administrators will receive an amount equal to 30% of the administrator's current daily rate for each day of accumulated sick leave beyond 120 days as certified by the Treasurer's office. In addition, administrators shall receive a longevity payment equal to \$1,500 per year of employment as an administrator with the District if they retire.

NOTE 14 - RISK MANAGEMENT

A. Comprehensive

The District is exposed to various risks of loss related to torts; theft of, damage to, and destruction of assets; errors and omissions; injuries to employees; and natural disasters. For fiscal year 2018, the District contracted with various insurance companies through the Ohio Schools Council insurance program. Netherlands Insurance provides property, inland marine and crime insurance coverage. There is a \$10,000 deductible on building and contents, along with a \$1,000 deductible for employee dishonesty insurance with a \$500 deductible for forgery/alteration and computer fraud. The boiler and machinery coverage is provided by Travelers Insurance Company. The coverage provides a \$50,000,000 limit and a \$1,000 deductible.

Liberty Mutual provides fleet and liability insurance. Automobile liability has a limit of \$1,000,000 per accident/occurrence and an equal amount of uninsured motorist coverage with a \$1,000 deductible for comprehensive and \$1,000 deductible for collision and replacement buses 10 years and newer. The general liability provides coverage with a limit of \$1,000,000 per occurrence. Coverage provided by these companies was as follows:

Coverage	Amount
Building and Contents- replacement cost	\$ 134,920,429
Boiler and Machinery	50,000,000
Automobile Liability	1,000,000
General Liability:	
Per occurrence	1,000,000
General Aggregate	2,000,000
Umbrella	10,000,000

**ROCKY RIVER CITY SCHOOL DISTRICT
CUYAHOGA COUNTY, OHIO**

NOTES TO THE BASIC FINANCIAL STATEMENTS
FOR THE FISCAL YEAR ENDED JUNE 30, 2018

NOTE 14 - RISK MANAGEMENT - (Continued)

B. Group Health, Prescription, Dental, Life and Vision Insurance

For fiscal year 2018, the District provided employee major medical, hospitalization and preventative care and prescription drug benefits through a self-insured program through the Suburban Health Consortium and administered by Medical Mutual of Ohio and Express Scripts, Inc. The Suburban Health Consortium (the "Consortium") is a legally separate entity organized under Ohio Revised Code Section 9.833 as a joint self-insurance pool (see Note 2.A.). The Consortium was established on October 1, 2001, formed by the Boards of Education of several school districts in northeast Ohio, for the purposes of maximizing benefits and reducing costs of group health, life, dental and/or other insurance coverage for their employees and the eligible dependents and designated beneficiaries of such employees.

The vast majority of the District's employees were covered by a PPO (preferred provider organization) plan with a co-insurance level of 90% subject to annual maximum amounts if they choose a network provider for services. The co-insurance level is 70% for non-network providers and is also subject to annual maximum amounts. The plan has a deductible of \$400 single/\$800 family for network services and \$800 single/\$1,600 family for non-network services. The deductible and co-insurance components, together, are subject to an annual out of pocket maximum amount. In addition, the plan required doctor's office, urgent care, emergency room and prescription drug co-pays. As of the plan year starting October 1, 2017, the District was responsible for 85% of the monthly funding rates (15% is employee portion of the funding rate contribution) of \$1,270.70 for family coverage and \$597.97 for single coverage for all full-time equivalent (FTE) staff. With the exception of OAPSE bargaining unit employees working 7 hours or greater, employees who are scheduled to work at a FTE below 1.0 but greater than 0.5 is eligible for this coverage, but they are required to pay the difference in premium based on the difference between 1.0 and their scheduled FTE on top of the aforementioned 15% employee premium contribution. The funding rate is generally paid by the fund that pays the salary for the employee.

The District also offered a "minimum value plan" that is designed to comply with the affordability requirements of the Affordable Care Act (ACA) federal health insurance legislation. This plan offers lower monthly premiums, but has much higher deductibles and out-of-pocket limits for employees to meet. This plan was initially only offered to non-union employees starting in fiscal year 2016 as union contracts were already in place for bargaining unit members. However, based on union contract extensions that were agreed to with the District's teaching union in April of 2016 and the District's classified OAPSE union in May of 2016, this plan was available to all employees starting July 1, 2016.

**ROCKY RIVER CITY SCHOOL DISTRICT
CUYAHOGA COUNTY, OHIO**

NOTES TO THE BASIC FINANCIAL STATEMENTS
FOR THE FISCAL YEAR ENDED JUNE 30, 2018

NOTE 14 - RISK MANAGEMENT - (Continued)

The District also provides employee dental benefits through a fully insured insurance program administered by CoreSource through the OASIS Trust that offers different levels of coverage through two plan structures. One plan is based on UCR (usual, customary and reasonable) that offers a higher level of coverage than the other plan, which is a fee schedule plan that pays a predetermined amount for various covered procedures. These plans provide dental benefits with a \$50 family and \$25 single deductible per year. For fiscal year 2018, premium rates were \$102.99 for a family plan and \$30.93 for a single plan per employee per month for the UCR (“High”) plan for all certificated, classified and administrative staff. The District is responsible for 60% of these premiums for all employees who choose this option with exception of administrators for whom the District pays 100% of these premiums, and tutors, who bear the entire cost of this coverage. The employee is responsible for the other 40%. For fiscal year 2018, premium rates were \$70.47 for a family plan and \$21.16 for a single plan per employee per month for the fee schedule (“Low”) plan for all certificated and classified staff who choose this option with exception of tutors who bear the entire cost of this coverage. The District is responsible for 80% of these premiums and the employee is responsible for the other 20% for all employees who choose this option. Any employee who is scheduled to work at a FTE below 1.0 but greater than 0.5 is eligible for this coverage, but they are required to pay the difference in premium based on the difference between 1.0 and their scheduled FTE on top of the 40% UCR plan/20% fee schedule plan employee premium contribution. The premium is generally paid by the fund that pays the salary for the employee.

A group life with accidental death and dismemberment insurance plan administered by CoreSource through the OASIS Trust is maintained for all employees who are scheduled to work at least a 0.5 FTE basis. The dollar amount of coverage ranges from \$30,000 - \$50,000 and is based on an employee’s position within the District. The entire premium cost of \$0.10 per \$1,000 of coverage per month is paid by the District. The Superintendent and Treasurer are covered for higher limits at comparable rates.

A group vision plan is also offered by the District to all employees through United Health Care. Employees who elect this coverage are responsible for 100% of the monthly premium.

C. Workers’ Compensation Program

The District participates in the Ohio Schools Council Workers’ Compensation Group Rating Program (GRP), an insurance purchasing pool (Note 2.A.). The intent of the GRP is to achieve the benefits of a reduced premium for the District by virtue of its grouping and representation with other participants in the GRP. The worker’s compensation experience of the participating school districts is calculated as one experience and a common premium rate is applied to all school districts in the GRP. Each participant pays its worker’s compensation premium to the State based on the rate for the GRP rather than its individual rate. Total savings is then calculated and each participant’s individual performance is compared to the overall savings percentage of the GRP. A participant will then either receive money from or be required to contribute to the “equity pooling fund”. This “equity pooling” arrangement insures that each participant shares equally in the overall performance of the GRP. Participation in the GRP is limited to school districts that can meet the GRP’s selection criteria. The firm of Sheakley Uniservice, Inc. provides administrative, cost control and actuarial services to the GRP.

**ROCKY RIVER CITY SCHOOL DISTRICT
CUYAHOGA COUNTY, OHIO**

NOTES TO THE BASIC FINANCIAL STATEMENTS
FOR THE FISCAL YEAR ENDED JUNE 30, 2018

NOTE 15 - DEFINED BENEFIT PENSION PLANS

Net Pension Liability

The net pension liability reported on the statement of net position represents a liability to employees for pensions. Pensions are a component of exchange transactions—between an employer and its employees—of salaries and benefits for employee services. Pensions are provided to an employee—on a deferred-payment basis—as part of the total compensation package offered by an employer for employee services each financial period. The obligation to sacrifice resources for pensions is a present obligation because it was created as a result of employment exchanges that already have occurred.

The net pension liability represents the District’s proportionate share of each pension plan’s collective actuarial present value of projected benefit payments attributable to past periods of service, net of each pension plan’s fiduciary net position. The net pension liability calculation is dependent on critical long-term variables, including estimated average life expectancies, earnings on investments, cost of living adjustments and others. While these estimates use the best information available, unknowable future events require adjusting this estimate annually.

The Ohio Revised Code limits the District’s obligation for this liability to annually required payments. The District cannot control benefit terms or the manner in which pensions are financed; however, the District does receive the benefit of employees’ services in exchange for compensation including pension.

GASB 68 assumes the liability is solely the obligation of the employer, because (1) they benefit from employee services; and (2) State statute requires all funding to come from these employers. All contributions to date have come solely from these employers (which also includes costs paid in the form of withholdings from employees). State statute requires the pension plans to amortize unfunded liabilities within 30 years. If the amortization period exceeds 30 years, each pension plan’s board must propose corrective action to the State legislature. Any resulting legislative change to benefits or funding could significantly affect the net pension liability. Resulting adjustments to the net pension liability would be effective when the changes are legally enforceable.

The proportionate share of each plan’s unfunded benefits is presented as a long-term *net pension liability* on the accrual basis of accounting. Any liability for the contractually-required pension contribution outstanding at the end of the year is included in *pension and postemployment benefits payable* on both the accrual and modified accrual bases of accounting.

Plan Description - School Employees Retirement System (SERS)

Plan Description - The District non-teaching employees participate in SERS, a cost-sharing multiple-employer defined benefit pension plan administered by SERS. SERS provides retirement, disability and survivor benefits, annual cost-of-living adjustments, and death benefits to plan members and beneficiaries. Authority to establish and amend benefits is provided by Ohio Revised Code Chapter 3309. SERS issues a publicly available, stand-alone financial report that includes financial statements, required supplementary information and detailed information about SERS’ fiduciary net position. That report can be obtained by visiting the SERS website at www.ohsers.org under Employers/Audit Resources.

**ROCKY RIVER CITY SCHOOL DISTRICT
CUYAHOGA COUNTY, OHIO**

NOTES TO THE BASIC FINANCIAL STATEMENTS
FOR THE FISCAL YEAR ENDED JUNE 30, 2018

NOTE 15 - DEFINED BENEFIT PENSION PLANS - (Continued)

Age and service requirements for retirement are as follows:

	Eligible to Retire on or before August 1, 2017 *	Eligible to Retire after August 1, 2017
Full benefits	Any age with 30 years of service credit	Age 67 with 10 years of service credit; or Age 57 with 30 years of service credit
Actuarially reduced benefits	Age 60 with 5 years of service credit Age 55 with 25 years of service credit	Age 62 with 10 years of service credit; or Age 60 with 25 years of service credit

* Members with 25 years of service credit as of August 1, 2017, will be included in this plan.

Annual retirement benefits are calculated based on final average salary multiplied by a percentage that varies based on years of service; 2.2 percent for the first thirty years of service and 2.5 percent for years of service credit over 30. Final average salary is the average of the highest three years of salary.

One year after an effective benefit date, a benefit recipient is entitled to a three percent cost-of-living adjustment (COLA). This same COLA is added each year to the base benefit amount on the anniversary date of the benefit.

Funding Policy - Plan members are required to contribute 10 percent of their annual covered salary and the District is required to contribute 14 percent of annual covered payroll. The contribution requirements of plan members and employers are established and may be amended by the SERS' Retirement Board up to statutory maximum amounts of 10 percent for plan members and 14 percent for employers. The Retirement Board, acting with the advice of the actuary, allocates the employer contribution rate among four of the System's funds (Pension Trust Fund, Death Benefit Fund, Medicare B Fund, and Health Care Fund). For the fiscal year ended June 30, 2018, the allocation to pension, death benefits, and Medicare B was 13.5 percent. The remaining 0.5 percent of the employer contribution rate was allocated to the Health Care Fund.

The District's contractually required contribution to SERS was \$672,376 for fiscal year 2018. Of this amount, \$58,948 is reported as pension and postemployment benefits payable.

Plan Description - State Teachers Retirement System (STRS)

Plan Description - Licensed teachers participate in STRS Ohio, a cost-sharing multiple-employer public employee retirement system administered by STRS. STRS provides retirement and disability benefits to members and death and survivor benefits to beneficiaries. STRS issues a stand-alone financial report that includes financial statements, required supplementary information and detailed information about STRS' fiduciary net position. That report can be obtained by writing to STRS, 275 E. Broad St., Columbus, OH 43215-3771, by calling (888) 227-7877, or by visiting the STRS website at www.strsoh.org.

**ROCKY RIVER CITY SCHOOL DISTRICT
CUYAHOGA COUNTY, OHIO**

NOTES TO THE BASIC FINANCIAL STATEMENTS
FOR THE FISCAL YEAR ENDED JUNE 30, 2018

NOTE 15 - DEFINED BENEFIT PENSION PLANS - (Continued)

New members have a choice of three retirement plans; a Defined Benefit (DB) Plan, a Defined Contribution (DC) Plan and a Combined Plan. Benefits are established by Ohio Revised Code Chapter 3307. The DB Plan offers an annual retirement allowance based on final average salary multiplied by a percentage that varies based on years of service. Effective August 1, 2015, the calculation will be 2.2 percent of final average salary for the five highest years of earnings multiplied by all years of service. Effective July 1, 2017, the cost-of-living adjustment was reduced to zero. Members are eligible to retire at age 60 with five years of qualifying service credit, or age 55 with 26 years of service, or 31 years of service regardless of age. Eligibility changes will be phased in until August 1, 2026, when retirement eligibility for unreduced benefits will be five years of service credit and age 65, or 35 years of service credit and at least age 60.

The DC Plan allows members to place all their member contributions and 9.5 percent of the 14 percent employer contributions into an investment account. Investment allocation decisions are determined by the member. The remaining 4.5 percent of the 14 percent employer rate is allocated to the defined benefit unfunded liability. A member is eligible to receive a retirement benefit at age 50 and termination of employment. The member may elect to receive a lifetime monthly annuity or a lump sum withdrawal.

The Combined Plan offers features of both the DB Plan and the DC Plan. In the Combined Plan, 12 percent of the 14 percent member rate goes to the DC Plan and the remaining 2 percent is applied to the DB Plan. Member contributions to the DC Plan are allocated among investment choices by the member, and contributions to the DB Plan from the employer and the member are used to fund the defined benefit payment at a reduced level from the regular DB Plan. The defined benefit portion of the Combined Plan payment is payable to a member on or after age 60 with five years of service. The defined contribution portion of the account may be taken as a lump sum payment or converted to a lifetime monthly annuity after termination of employment at age 50 or later.

New members who choose the DC Plan or Combined Plan will have another opportunity to reselect a permanent plan during their fifth year of membership. Members may remain in the same plan or transfer to another STRS plan. The optional annuitization of a member's defined contribution account or the defined contribution portion of a member's Combined Plan account to a lifetime benefit results in STRS bearing the risk of investment gain or loss on the account. STRS has therefore included all three plan options as one defined benefit plan for GASB 68 reporting purposes.

A DB or Combined Plan member with five or more years of credited service who is determined to be disabled may qualify for a disability benefit. Eligible survivors of members who die before service retirement may qualify for monthly benefits. New members on or after July 1, 2013, must have at least ten years of qualifying service credit that apply for disability benefits. Members in the DC Plan who become disabled are entitled only to their account balance. If a member of the DC Plan dies before retirement benefits begin, the member's designated beneficiary is entitled to receive the member's account balance.

Funding Policy - Employer and member contribution rates are established by the State Teachers Retirement Board and limited by Chapter 3307 of the Ohio Revised Code. For fiscal year 2018, plan members were required to contribute 14 percent of their annual covered salary. The District was required to contribute 14 percent; the entire 14 percent was the portion used to fund pension obligations. The fiscal year 2018 contribution rates were equal to the statutory maximum rates.

The District's contractually required contribution to STRS was \$2,634,383 for fiscal year 2018. Of this amount, \$456,380 is reported as pension and postemployment benefits payable.

**ROCKY RIVER CITY SCHOOL DISTRICT
CUYAHOGA COUNTY, OHIO**

NOTES TO THE BASIC FINANCIAL STATEMENTS
FOR THE FISCAL YEAR ENDED JUNE 30, 2018

NOTE 15 - DEFINED BENEFIT PENSION PLANS - (Continued)

Net Pension Liability

The net pension liability was measured as of June 30, 2017, and the total pension liability used to calculate the net pension liability was determined by an actuarial valuation as of that date. The District's proportion of the net pension liability was based on the District's share of contributions to the pension plan relative to the projected contributions of all participating entities. Following is information related to the proportionate share and pension expense:

	<u>SERS</u>	<u>STRS</u>	<u>Total</u>
Proportion of the net pension liability prior measurement date	0.15661080%	0.16309969%	
Proportion of the net pension liability current measurement date	<u>0.15382220%</u>	<u>0.16362292%</u>	
Change in proportionate share	<u>-0.00278860%</u>	<u>0.00052323%</u>	
Proportionate share of the net pension liability	\$ 9,190,537	\$ 38,868,975	\$ 48,059,512
Pension expense	\$ (359,614)	\$ (14,334,985)	\$ (14,694,599)

At June 30, 2018, the District reported deferred outflows of resources and deferred inflows of resources related to pensions from the following sources:

	<u>SERS</u>	<u>STRS</u>	<u>Total</u>
Deferred outflows of resources			
Differences between expected and actual experience	\$ 395,529	\$ 1,500,937	\$ 1,896,466
Changes of assumptions	475,249	8,501,072	8,976,321
Difference between District contributions and proportionate share of contributions/ change in proportionate share	161,816	1,966,059	2,127,875
District contributions subsequent to the measurement date	<u>672,376</u>	<u>2,634,383</u>	<u>3,306,759</u>
Total deferred outflows of resources	<u>\$ 1,704,970</u>	<u>\$ 14,602,451</u>	<u>\$ 16,307,421</u>

**ROCKY RIVER CITY SCHOOL DISTRICT
CUYAHOGA COUNTY, OHIO**

NOTES TO THE BASIC FINANCIAL STATEMENTS
FOR THE FISCAL YEAR ENDED JUNE 30, 2018

NOTE 15 - DEFINED BENEFIT PENSION PLANS - (Continued)

	<u>SERS</u>	<u>STRS</u>	<u>Total</u>
Deferred inflows of resources			
Differences between expected and actual experience	\$ -	\$ 313,269	\$ 313,269
Net difference between projected and actual earnings on pension plan investments	43,625	1,282,723	1,326,348
Difference between District contributions and proportionate share of contributions/ change in proportionate share	<u>231,996</u>	<u>-</u>	<u>231,996</u>
Total deferred inflows of resources	<u>\$ 275,621</u>	<u>\$ 1,595,992</u>	<u>\$ 1,871,613</u>

\$3,306,759 reported as deferred outflows of resources related to pension resulting from District contributions subsequent to the measurement date will be recognized as a reduction of the net pension liability in the year ending June 30, 2019. Other amounts reported as deferred outflows of resources and deferred inflows of resources related to pension will be recognized in pension expense as follows:

	<u>SERS</u>	<u>STRS</u>	<u>Total</u>
Fiscal Year Ending June 30:			
2019	\$ 339,777	\$ 2,422,460	\$ 2,762,237
2020	543,269	4,167,399	4,710,668
2021	88,177	3,069,960	3,158,137
2022	<u>(214,250)</u>	<u>712,257</u>	<u>498,007</u>
Total	<u>\$ 756,973</u>	<u>\$ 10,372,076</u>	<u>\$ 11,129,049</u>

Actuarial Assumptions - SERS

SERS' total pension liability was determined by their actuaries in accordance with GASB Statement No. 67, as part of their annual actuarial valuation for each defined benefit retirement plan. Actuarial valuations of an ongoing plan involve estimates of the value of reported amounts (e.g., salaries, credited service) and assumptions about the probability of occurrence of events far into the future (e.g., mortality, disabilities, retirements, employment termination). Actuarially determined amounts are subject to continual review and potential modifications, as actual results are compared with past expectations and new estimates are made about the future.

Projections of benefits for financial reporting purposes are based on the substantive plan (the plan as understood by the employers and plan members) and include the types of benefits provided at the time of each valuation and the historical pattern of sharing benefit costs between the employers and plan members to that point. The projection of benefits for financial reporting purposes does not explicitly incorporate the potential effects of legal or contractual funding limitations.

**ROCKY RIVER CITY SCHOOL DISTRICT
CUYAHOGA COUNTY, OHIO**

NOTES TO THE BASIC FINANCIAL STATEMENTS
FOR THE FISCAL YEAR ENDED JUNE 30, 2018

NOTE 15 - DEFINED BENEFIT PENSION PLANS - (Continued)

Actuarial calculations reflect a long-term perspective. For a newly hired employee, actuarial calculations will take into account the employee's entire career with the employer and also take into consideration the benefits, if any, paid to the employee after termination of employment until the death of the employee and any applicable contingent annuitant. In many cases actuarial calculations reflect several decades of service with the employer and the payment of benefits after termination.

Key methods and assumptions used in calculating the total pension liability in the latest actuarial valuation, prepared as of June 30, 2017, are presented below:

Wage inflation	3.00 percent
Future salary increases, including inflation	3.50 percent to 18.20 percent
COLA or ad hoc COLA	2.50 percent
Investment rate of return	7.50 percent net of investments expense, including inflation
Actuarial cost method	Entry age normal (level percent of payroll)

Prior to 2017, an assumption of 3 percent was used for COLA or Ad Hoc COLA.

For 2017, the mortality rates were based on the RP-2014 Blue Collar Mortality Table with fully generational projection and a five-year age set-back for both males and females. Mortality among service retired members, and beneficiaries were based upon the RP-2014 Blue Collar Mortality Table with fully generational projection with Scale BB, 120 percent of male rates, and 110 percent of female rates. Mortality among disabled members was based upon the RP-2000 Disabled Mortality Table, 90 percent for male rates and 100 percent for female rates, set back five years is used for the period after disability retirement.

The most recent experience study was completed for the five year period ended June 30, 2015.

The long-term return expectation for the Pension Plan Investments has been determined using a building-block approach and assumes a time horizon, as defined in SERS' *Statement of Investment Policy*. A forecasted rate of inflation serves as the baseline for the return expectation. Various real return premiums over the baseline inflation rate have been established for each asset class. The long-term expected nominal rate of return has been determined by calculating a weighted average of the expected real return premiums for each asset class, adding the projected inflation rate, and adding the expected return from rebalancing uncorrelated asset classes.

**ROCKY RIVER CITY SCHOOL DISTRICT
CUYAHOGA COUNTY, OHIO**

NOTES TO THE BASIC FINANCIAL STATEMENTS
FOR THE FISCAL YEAR ENDED JUNE 30, 2018

NOTE 15 - DEFINED BENEFIT PENSION PLANS - (Continued)

The target allocation and best estimates of arithmetic real rates of return for each major assets class are summarized in the following table:

Asset Class	Target Allocation	Long Term Expected Real Rate of Return
Cash	1.00 %	0.50 %
US Equity	22.50	4.75
International Equity	22.50	7.00
Fixed Income	19.00	1.50
Private Equity	10.00	8.00
Real Assets	15.00	5.00
Multi-Asset Strategies	10.00	3.00
Total	<u>100.00 %</u>	

Discount Rate - The total pension liability was calculated using the discount rate of 7.50 percent. The projection of cash flows used to determine the discount rate assumed the contributions from employers and from the members would be computed based on contribution requirements as stipulated by State statute. Projected inflows from investment earning were calculated using the long-term assumed investment rate of return (7.50 percent). Based on those assumptions, the plan's fiduciary net position was projected to be available to make all future benefit payments of current plan members. Therefore, the long-term expected rate of return on pension plan investments was applied to all periods of projected benefits to determine the total pension liability.

Sensitivity of the District's Proportionate Share of the Net Pension Liability to Changes in the Discount Rate - Net pension liability is sensitive to changes in the discount rate, and to illustrate the potential impact the following table presents the net pension liability calculated using the discount rate of 7.50 percent, as well as what each plan's net pension liability would be if it were calculated using a discount rate that is one percentage point lower (6.50 percent), or one percentage point higher (8.50 percent) than the current rate.

	1% Decrease (6.50%)	Current Discount Rate (7.50%)	1% Increase (8.50%)
District's proportionate share of the net pension liability	\$ 12,754,076	\$ 9,190,537	\$ 6,205,345

**ROCKY RIVER CITY SCHOOL DISTRICT
CUYAHOGA COUNTY, OHIO**

NOTES TO THE BASIC FINANCIAL STATEMENTS
FOR THE FISCAL YEAR ENDED JUNE 30, 2018

NOTE 15 - DEFINED BENEFIT PENSION PLANS - (Continued)

Actuarial Assumptions - STRS Ohio

Key methods and assumptions used in the latest actuarial valuation, reflecting experience study results used in the July 1, 2017, actuarial valuation, compared with July 1, 2016 are presented below:

	July 1, 2017	July 1, 2016
Inflation	2.50 percent	2.75 percent
Projected salary increases	12.50 percent at age 20 to 2.50 percent at age 65	12.25 percent at age 20 to 2.75 percent at age 70
Investment rate of return	7.45 percent, net of investment expenses, including inflation	7.75 percent, net of investment expenses, including inflation
Payroll increases	3 percent	3.5 percent
Cost-of-living adjustments (COLA)	0.0 percent, effective July 1, 2017	2 percent simple applied as follows: for members retiring before August 1, 2013, 2 percent per year; for members retiring August 1, 2013, or later, 2 percent COLA commences on fifth anniversary of retirement date.

For the July 1, 2017, actuarial valuation, post-retirement mortality rates for healthy retirees are based on the RP-2014 Annuitant Mortality Table with 50 percent of rates through age 69, 70 percent of rates between ages 70 and 79, 90 percent of rates between ages 80 and 84, and 100 percent of rates thereafter, projected forward generationally using mortality improvement scale MP-2016. Post-retirement disabled mortality rates are based on the RP-2014 Disabled Mortality Table with 90 percent of rates for males and 100 percent of rates for females, projected forward generationally using mortality improvement scale MP-2016. Pre-retirement mortality rates are based on RP-2014 Employee Mortality Table, projected forward generationally using mortality improvement scale MP-2016.

For the July 1, 2016 actuarial valuation, mortality rates were based on the RP-2000 Combined Mortality Table (Projection 2022—Scale AA) for Males and Females. Males' ages are set-back two years through age 89 and no set-back for age 90 and above. Females younger than age 80 are set back four years, one year set back from age 80 through 89, and no set back from age 90 and above.

Actuarial assumptions used in the July 1 2017, valuation are based on the results of an actuarial experience study for the period July 1, 2011 through June 30, 2016. Actuarial assumptions used in the June 30, 2016, valuation are based on the results of an actuarial experience study, effective July 1, 2012.

**ROCKY RIVER CITY SCHOOL DISTRICT
CUYAHOGA COUNTY, OHIO**

NOTES TO THE BASIC FINANCIAL STATEMENTS
FOR THE FISCAL YEAR ENDED JUNE 30, 2018

NOTE 15 - DEFINED BENEFIT PENSION PLANS - (Continued)

STRS Ohio's investment consultant develops an estimate range for the investment return assumption based on the target allocation adopted by the Retirement Board. The target allocation and long-term expected rate of return for each major asset class are summarized as follows:

Asset Class	Target Allocation	Long Term Expected Real Rate of Return *
Domestic Equity	28.00 %	7.35 %
International Equity	23.00	7.55
Alternatives	17.00	7.09
Fixed Income	21.00	3.00
Real Estate	10.00	6.00
Liquidity Reserves	1.00	2.25
Total	<u>100.00 %</u>	

*10-Year geometric nominal returns, which include the real rate of return and inflation of 2.25% and does not include investment expenses. Over a 30-year period, STRS' investment consultant indicates that the above target allocations should generate a return above the actuarial rate of return, without net value added by management.

Discount Rate - The discount rate used to measure the total pension liability was 7.45 percent as of June 30, 2017. The discount rate used to measure the total pension liability was 7.75 percent as of June 30, 2016. The projection of cash flows used to determine the discount rate assumes member and employer contributions will be made at the statutory contribution rates in accordance with rate increases described above. For this purpose, only employer contributions that are intended to fund benefits of current plan members and their beneficiaries are included. Projected employer contributions that are intended to fund the service costs of future plan members and their beneficiaries, as well as projected contributions from future plan members, are not included. Based on those assumptions, STRS' fiduciary net position was projected to be available to make all projected future benefit payments to current plan members as of June 30, 2017. Therefore, the long-term expected rate of return on pension plan investments of 7.45 percent was applied to all periods of projected benefit payment to determine the total pension liability as of June 30, 2017.

Sensitivity of the District's Proportionate Share of the Net Pension Liability to Changes in the Discount Rate - The following table presents the District's proportionate share of the net pension liability calculated using the current period discount rate assumption of 7.45 percent, as well as what the District's proportionate share of the net pension liability would be if it were calculated using a discount rate that is one-percentage-point lower (6.45 percent) or one-percentage-point higher (8.45 percent) than the current rate:

	1% Decrease (6.45%)	Current Discount Rate (7.45%)	1% Increase (8.45%)
District's proportionate share of the net pension liability	\$ 55,717,353	\$ 38,868,975	\$ 24,676,742

**ROCKY RIVER CITY SCHOOL DISTRICT
CUYAHOGA COUNTY, OHIO**

NOTES TO THE BASIC FINANCIAL STATEMENTS
FOR THE FISCAL YEAR ENDED JUNE 30, 2018

NOTE 16 - DEFINED BENEFIT OPEB PLANS

Net OPEB Liability

The net OPEB liability reported on the statement of net position represents a liability to employees for OPEB. OPEB is a component of exchange transactions—between an employer and its employees—of salaries and benefits for employee services. OPEB are provided to an employee—on a deferred-payment basis—as part of the total compensation package offered by an employer for employee services each financial period. The obligation to sacrifice resources for OPEB is a present obligation because it was created as a result of employment exchanges that already have occurred.

The net OPEB liability represents the District's proportionate share of each OPEB plan's collective actuarial present value of projected benefit payments attributable to past periods of service, net of each OPEB plan's fiduciary net position. The net OPEB liability calculation is dependent on critical long-term variables, including estimated average life expectancies, earnings on investments, cost of living adjustments and others. While these estimates use the best information available, unknowable future events require adjusting these estimates annually.

The Ohio Revised Code limits the District's obligation for this liability to annually required payments. The District cannot control benefit terms or the manner in which OPEB are financed; however, the District does receive the benefit of employees' services in exchange for compensation including OPEB.

GASB 75 assumes the liability is solely the obligation of the employer, because they benefit from employee services. OPEB contributions come from these employers and health care plan enrollees which pay a portion of the health care costs in the form of a monthly premium. The Ohio Revised Code permits, but does not require the retirement systems to provide healthcare to eligible benefit recipients. Any change to benefits or funding could significantly affect the net OPEB liability. Resulting adjustments to the net OPEB liability would be effective when the changes are legally enforceable. The retirement systems may allocate a portion of the employer contributions to provide for these OPEB benefits.

The proportionate share of each plan's unfunded benefits is presented as a long-term *net OPEB liability* on the accrual basis of accounting. Any liability for the contractually-required OPEB contribution outstanding at the end of the year is included in *pension and postemployment benefits payable* on both the accrual and modified accrual bases of accounting.

Plan Description - School Employees Retirement System (SERS)

Health Care Plan Description - The District contributes to the SERS Health Care Fund, administered by SERS for non-certificated retirees and their beneficiaries. For GASB 75 purposes, this plan is considered a cost-sharing other postemployment benefit (OPEB) plan. SERS' Health Care Plan provides healthcare benefits to eligible individuals receiving retirement, disability, and survivor benefits, and to their eligible dependents. Members who retire after June 1, 1986, need 10 years of service credit, exclusive of most types of purchased credit, to qualify to participate in SERS' health care coverage. In addition to age and service retirees, disability benefit recipients and beneficiaries who are receiving monthly benefits due to the death of a member or retiree, are eligible for SERS' health care coverage. Most retirees and dependents choosing SERS' health care coverage are over the age of 65 and therefore enrolled in a fully insured Medicare Advantage plan; however, SERS maintains a traditional, self-insured preferred provider organization for its non-Medicare retiree population. For both groups, SERS offers a self-insured prescription drug program. Health care is a benefit that is permitted, not mandated, by statute. The financial report of the Plan is included in the SERS Comprehensive Annual Financial Report which can be obtained on SERS' website at www.ohsers.org under Employers/Audit Resources.

**ROCKY RIVER CITY SCHOOL DISTRICT
CUYAHOGA COUNTY, OHIO**

NOTES TO THE BASIC FINANCIAL STATEMENTS
FOR THE FISCAL YEAR ENDED JUNE 30, 2018

NOTE 16 - DEFINED BENEFIT OPEB PLANS - (Continued)

Access to health care for retirees and beneficiaries is permitted in accordance with Section 3309 of the Ohio Revised Code. The Health Care Fund was established and is administered in accordance with Internal Revenue Code Section 105(e). SERS' Retirement Board reserves the right to change or discontinue any health plan or program. Active employee members do not contribute to the Health Care Plan. The SERS Retirement Board established the rules for the premiums paid by the retirees for health care coverage for themselves and their dependents or for their surviving beneficiaries. Premiums vary depending on the plan selected, qualified years of service, Medicare eligibility, and retirement status.

Funding Policy - State statute permits SERS to fund the health care benefits through employer contributions. Each year, after the allocation for statutorily required pensions and benefits, the Retirement Board may allocate the remainder of the employer contribution of 14 percent of covered payroll to the Health Care Fund in accordance with the funding policy. For fiscal year 2018, .5 percent of covered payroll was made to health care. An additional health care surcharge on employers is collected for employees earning less than an actuarially determined minimum compensation amount, pro-rated if less than a full year of service credit was earned. For fiscal year 2018, this amount was \$23,700. Statutes provide that no employer shall pay a health care surcharge greater than 2 percent of that employer's SERS-covered payroll; nor may SERS collect in aggregate more than 1.5 percent of the total statewide SERS-covered payroll for the health care surcharge. For fiscal year 2018, the District's surcharge obligation was \$81,591.

The surcharge added to the allocated portion of the 14 percent employer contribution rate is the total amount assigned to the Health Care Fund. The District's contractually required contribution to SERS was \$106,494 for fiscal year 2018. Of this amount, \$83,774 is reported as pension and postemployment benefits payable.

Plan Description - State Teachers Retirement System (STRS)

Plan Description – The State Teachers Retirement System of Ohio (STRS) administers a cost-sharing Health Plan administered for eligible retirees who participated in the defined benefit or combined pension plans offered by STRS. Ohio law authorizes STRS to offer this plan. Benefits include hospitalization, physicians' fees, prescription drugs and partial reimbursement of monthly Medicare Part B premiums. Medicare Part B premium reimbursements will be discontinued effective January 1, 2020. The Plan is included in the report of STRS which can be obtained by visiting www.strsoh.org or by calling (888) 227-7877.

Funding Policy – Ohio Revised Code Chapter 3307 authorizes STRS to offer the Plan and gives the Retirement Board discretionary authority over how much, if any, of the health care costs will be absorbed by STRS. Active employee members do not contribute to the Health Care Plan. Nearly all health care plan enrollees, for the most recent year, pay a portion of the health care costs in the form of a monthly premium. Under Ohio law, funding for post-employment health care may be deducted from employer contributions, currently 14 percent of covered payroll. For the fiscal year ended June 30, 2018, STRS did not allocate any employer contributions to post-employment health care.

**ROCKY RIVER CITY SCHOOL DISTRICT
CUYAHOGA COUNTY, OHIO**

NOTES TO THE BASIC FINANCIAL STATEMENTS
FOR THE FISCAL YEAR ENDED JUNE 30, 2018

NOTE 16 - DEFINED BENEFIT OPEB PLANS - (Continued)

Net OPEB Liability

The net OPEB liability was measured as of June 30, 2017, and the total OPEB liability used to calculate the net OPEB liability was determined by an actuarial valuation as of that date. The District's proportion of the net OPEB liability was based on the District's share of contributions to the respective retirement systems relative to the contributions of all participating entities. Following is information related to the proportionate share and OPEB expense:

	<u>SERS</u>	<u>STRS</u>	<u>Total</u>
Proportion of the net OPEB liability prior measurement date	0.15844465%	0.16309969%	
Proportion of the net OPEB liability current measurement date	<u>0.15590980%</u>	<u>0.16362292%</u>	
Change in proportionate share	<u>-0.00253485%</u>	<u>0.00052323%</u>	
Proportionate share of the net OPEB liability	\$ 4,184,209	\$ 6,383,963	\$ 10,568,172
OPEB expense	\$ 225,875	\$ (1,944,042)	\$ (1,718,167)

At June 30, 2018, the District reported deferred outflows of resources and deferred inflows of resources related to OPEB from the following sources:

	<u>SERS</u>	<u>STRS</u>	<u>Total</u>
Deferred outflows of resources			
Differences between expected and actual experience	\$ -	\$ 368,522	\$ 368,522
Difference between District contributions and proportionate share of contributions/ change in proportionate share	-	23,985	23,985
District contributions subsequent to the measurement date	<u>106,494</u>	<u>-</u>	<u>106,494</u>
Total deferred outflows of resources	<u>\$ 106,494</u>	<u>\$ 392,507</u>	<u>\$ 499,001</u>

	<u>SERS</u>	<u>STRS</u>	<u>Total</u>
Deferred inflows of resources			
Net difference between projected and actual earnings on pension plan investments	\$ 11,050	\$ 272,866	\$ 283,916
Changes of assumptions	397,060	514,250	911,310
Difference between District contributions and proportionate share of contributions/ change in proportionate share	<u>65,692</u>	<u>-</u>	<u>65,692</u>
Total deferred inflows of resources	<u>\$ 473,802</u>	<u>\$ 787,116</u>	<u>\$ 1,260,918</u>

**ROCKY RIVER CITY SCHOOL DISTRICT
CUYAHOGA COUNTY, OHIO**

NOTES TO THE BASIC FINANCIAL STATEMENTS
FOR THE FISCAL YEAR ENDED JUNE 30, 2018

NOTE 16 - DEFINED BENEFIT OPEB PLANS - (Continued)

\$106,494 reported as deferred outflows of resources related to OPEB resulting from District contributions subsequent to the measurement date will be recognized as a reduction of the net OPEB liability in the year ending June 30, 2019. Other amounts reported as deferred outflows of resources and deferred inflows of resources related to OPEB will be recognized in OPEB expense as follows:

	SERS	STRS	Total
Fiscal Year Ending June 30:			
2019	\$ (170,425)	\$ (88,507)	\$ (258,932)
2020	(170,425)	(88,507)	(258,932)
2021	(130,188)	(88,507)	(218,695)
2022	(2,762)	(88,507)	(91,269)
2023	(2)	(20,293)	(20,295)
Thereafter	-	(20,288)	(20,288)
Total	\$ (473,802)	\$ (394,609)	\$ (868,411)

Actuarial Assumptions - SERS

The total OPEB liability is determined by SERS' actuaries in accordance with GASB Statement No. 74, as part of their annual actuarial valuation for each retirement plan. Actuarial valuations of an ongoing plan involve estimates of the value of reported amounts (e.g., salaries, credited service) and assumptions about the probability of occurrence of events far into the future (e.g., mortality, disabilities, retirements, employment terminations). Actuarially determined amounts are subject to continual review and potential modifications, as actual results are compared with past expectations and new estimates are made about the future.

Projections of benefits for financial reporting purposes are based on the substantive plan (the plan as understood by the employers and plan members) and include the types of benefits provided at the time of each valuation and the historical pattern of sharing benefit costs between the employers and plan members to that point. The projection of benefits for financial reporting purposes does not explicitly incorporate the potential effects of legal or contractual funding limitations.

Actuarial calculations reflect a long-term perspective. For a newly hired employee, actuarial calculations will take into account the employee's entire career with the employer and also take into consideration the benefits, if any, paid to the employee after termination of employment until the death of the employee and any applicable contingent annuitant. In many cases, actuarial calculations reflect several decades of service with the employer and the payment of benefits after termination.

**ROCKY RIVER CITY SCHOOL DISTRICT
CUYAHOGA COUNTY, OHIO**

NOTES TO THE BASIC FINANCIAL STATEMENTS
FOR THE FISCAL YEAR ENDED JUNE 30, 2018

NOTE 16 - DEFINED BENEFIT OPEB PLANS - (Continued)

Key methods and assumptions used in calculating the total OPEB liability in the latest actuarial valuation date of June 30, 2017, are presented below:

Wage inflation	3.00 percent
Future salary increases, including inflation	3.50 percent to 18.20 percent
Investment rate of return	7.50 percent net of investments expense, including inflation
Municipal bond index rate:	
Measurement date	3.56 percent
Prior measurement date	2.92 percent
Single equivalent interest rate, net of plan investment expense, including price inflation:	
Measurement date	3.63 percent
Prior measurement date	2.98 percent
Medical trend assumption:	
Medicare	5.50 to 5.00 percent
Pre-Medicare	7.50 to 5.00 percent

Mortality rates were based on the RP-2014 Blue Collar Mortality Table with fully generational projection and Scale BB, 120 percent of male rates and 110 percent of female rates. RP-2000 Disabled Mortality Table with 90 percent for male rates and 100 percent for female rates set back five years.

The most recent experience study was completed for the five year period ended June 30, 2015.

The long-term expected rate of return on plan assets is reviewed as part of the actuarial five-year experience study. The most recent study covers fiscal years 2010 through 2015, and was adopted by the Board on April 21, 2016. Several factors are considered in evaluating the long-term rate of return assumption including long-term historical data, estimates inherent in current market data, and a log-normal distribution analysis in which best-estimate ranges of expected future real rates of return were developed by the investment consultant for each major asset class. These ranges were combined to produce the long-term expected rate of return, 7.50 percent, by weighting the expected future real rates of return by the target asset allocation percentage and then adding expected inflation. The capital market assumptions developed by the investment consultant are intended for use over a 10-year horizon and may not be useful in setting the long-term rate of return for funding pension plans which covers a longer timeframe. The assumption is intended to be a long-term assumption and is not expected to change absent a significant change in the asset allocation, a change in the inflation assumption, or a fundamental change in the market that alters expected returns in future years.

**ROCKY RIVER CITY SCHOOL DISTRICT
CUYAHOGA COUNTY, OHIO**

NOTES TO THE BASIC FINANCIAL STATEMENTS
FOR THE FISCAL YEAR ENDED JUNE 30, 2018

NOTE 16 - DEFINED BENEFIT OPEB PLANS - (Continued)

The target asset allocation and best estimates of arithmetic real rates of return for each major asset class, as used in the June 30, 2015 five-year experience study, are summarized as follows:

Asset Class	Target Allocation	Long-Term Expected Real Rate of Return
Cash	1.00 %	0.50 %
US Stocks	22.50	4.75
Non-US Stocks	22.50	7.00
Fixed Income	19.00	1.50
Private Equity	10.00	8.00
Real Assets	15.00	5.00
Multi-Asset Strategies	10.00	3.00
Total	<u>100.00 %</u>	

Discount Rate - The discount rate used to measure the total OPEB liability at June 30, 2017 was 3.63 percent. The discount rate used to measure total OPEB liability prior to June 30, 2017 was 2.98 percent. The projection of cash flows used to determine the discount rate assumed that contributions will be made from members and the System at the state statute contribution rate of 2.00 percent of projected covered employee payroll each year, which includes a 1.50 percent payroll surcharge and 0.50 percent of contributions from the basic benefits plan. Based on these assumptions, the OPEB plan's fiduciary net position was projected to become insufficient to make future benefit payments during the fiscal year ending June 30, 2025. Therefore, the long-term expected rate of return on OPEB plan assets was used to present value the projected benefit payments through the fiscal year ending June 30, 2024 and the Fidelity General Obligation 20-year Municipal Bond Index rate of 3.56 percent, as of June 30, 2017 (i.e. municipal bond rate), was used to present value the projected benefit payments for the remaining years in the projection. The total present value of projected benefit payments from all years was then used to determine the single rate of return that was used as the discount rate. The projection of future benefit payments for all current plan members was until the benefit payments ran out.

Sensitivity of the District's Proportionate Share of the Net OPEB Liability to Changes in the Discount Rate and Changes in the Health Care Cost Trend Rates - The net OPEB liability is sensitive to changes in the discount rate and the health care cost trend rate. The following table presents the net OPEB liability of SERS, what SERS' net OPEB liability would be if it were calculated using a discount rate that is 1 percentage point lower (2.63%) and higher (4.63%) than the current discount rate (3.63%). Also shown is what SERS' net OPEB liability would be based on health care cost trend rates that are 1 percentage point lower (6.5% decreasing to 4.0%) and higher (8.5% decreasing to 6.0%) than the current rate.

	1% Decrease (2.63%)	Discount Rate (3.63%)	1% Increase (4.63%)
District's proportionate share of the net OPEB liability	\$ 5,052,966	\$ 4,184,209	\$ 3,495,933

**ROCKY RIVER CITY SCHOOL DISTRICT
CUYAHOGA COUNTY, OHIO**

NOTES TO THE BASIC FINANCIAL STATEMENTS
FOR THE FISCAL YEAR ENDED JUNE 30, 2018

NOTE 16 - DEFINED BENEFIT OPEB PLANS - (Continued)

	1% Decrease (6.5 % decreasing to 4.0 %)	Current Trend Rate (7.5 % decreasing to 5.0 %)	1% Increase (8.5 % decreasing to 6.0 %)
District's proportionate share of the net OPEB liability	\$ 3,395,172	\$ 4,184,209	\$ 5,228,513

Actuarial Assumptions - STRS

Key methods and assumptions used in the latest actuarial valuation, reflecting experience study results used in the June 30, 2017, actuarial valuation are presented below:

Inflation	2.50 percent
Projected salary increases	12.50 percent at age 20 to 2.50 percent at age 65
Investment rate of return	7.45 percent, net of investment expenses, including inflation
Payroll increases	3 percent
Cost-of-living adjustments (COLA)	0.0 percent, effective July 1, 2017
Blended discount rate of return	4.13 percent
Health care cost trends	6 to 11 percent initial, 4.5 percent ultimate

Projections of benefits include the historical pattern of sharing benefit costs between the employers and retired plan members.

For healthy retirees the mortality rates are based on the RP-2014 Annuitant Mortality Table with 50 percent of rates through age 69, 70 percent of rates between ages 70 and 79, 90 percent of rates between ages 80 and 84, and 100 percent of rates thereafter, projected forward generationally using mortality improvement scale MP-2016. For disabled retirees, mortality rates are based on the RP-2014 Disabled Mortality Table with 90 percent of rates for males and 100 percent of rates for females, projected forward generationally using mortality improvement scale MP-2016.

Actuarial assumptions used in the June 30, 2017, valuation are based on the results of an actuarial experience study for the period July 1, 2011 through June 30, 2016.

Since the prior measurement date, the discount rate was increased from 3.26 percent to 4.13 percent based on the methodology defined under GASB Statement No. 74, Financial Reporting for Postemployment Benefit Plans Other Than Pension Plans (OPEB) and the long term expected rate of return was reduced from 7.75 percent to 7.45 percent. Valuation year per capita health care costs were updated, and the salary scale was modified. The percentage of future retirees electing each option was updated based on current data and the percentage of future disabled retirees and terminated vested participants electing health coverage were decreased. The assumed mortality, disability, retirement, withdrawal and future health care cost trend rates were modified along with the portion of rebated prescription drug costs.

**ROCKY RIVER CITY SCHOOL DISTRICT
CUYAHOGA COUNTY, OHIO**

NOTES TO THE BASIC FINANCIAL STATEMENTS
FOR THE FISCAL YEAR ENDED JUNE 30, 2018

NOTE 16 - DEFINED BENEFIT OPEB PLANS - (Continued)

Also, since the prior measurement date, the subsidy multiplier for non-Medicare benefit recipients was reduced from 2.1 percent to 1.9 percent per year of service. Medicare Part B premium reimbursements were discontinued for certain survivors and beneficiaries and all remaining Medicare Part B premium reimbursements will be discontinued beginning January 2019. Subsequent to the current measurement date, the date for discontinuing remaining Medicare Part B premium reimbursements was extended to January 2020.

STRS' investment consultant develops an estimate range for the investment return assumption based on the target allocation adopted by the Retirement Board. The target allocation and long-term expected rate of return for each major asset class are summarized as follows:

<u>Asset Class</u>	<u>Target Allocation</u>	<u>Long Term Expected Real Rate of Return *</u>
Domestic Equity	28.00 %	7.35 %
International Equity	23.00	7.55
Alternatives	17.00	7.09
Fixed Income	21.00	3.00
Real Estate	10.00	6.00
Liquidity Reserves	<u>1.00</u>	2.25
Total	<u><u>100.00 %</u></u>	

*10-Year geometric nominal returns, which include the real rate of return and inflation of 2.25% and does not include investment expenses. Over a 30-year period, STRS' investment consultant indicates that the above target allocations should generate a return above the actuarial rate of return, without net value added by management.

Discount Rate - The discount rate used to measure the total OPEB liability was 4.13 percent as of June 30, 2017. The projection of cash flows used to determine the discount rate assumes STRS Ohio continues to allocate no employer contributions to the health care fund. Based on these assumptions, the OPEB plan's fiduciary net position was not projected to be sufficient to make all projected future benefit payments of current plan members. The OPEB plan's fiduciary net position was projected to become insufficient to make future benefit payments during the fiscal year ending June 30, 2037. Therefore, the long-term expected rate of return on OPEB plan assets was used to determine the present value of the projected benefit payments through the fiscal year ending June 30, 2036 and the Bond Buyer 20-year municipal bond rate of 3.58 percent as of June 30, 2017 (i.e. municipal bond rate), was used to determine the present value of the projected benefit payments for the remaining years in the projection. The total present value of projected benefit payments from all years was then used to determine the single rate of return that was used as the discount rate. The blended discount rate of 4.13 percent, which represents the long-term expected rate of return of 7.45 percent for the funded benefit payments and the Bond Buyer 20-year municipal bond rate of 3.58 percent for the unfunded benefit payments, was used to measure the total OPEB liability as of June 30, 2017. A blended discount rate of 3.26 percent which represents the long term expected rate of return of 7.75 percent for the funded benefit payments and the Bond Buyer 20-year municipal bond rate of 2.85 percent for the unfunded benefit payments was used to measure the total OPEB liability at June 30, 2016.

**ROCKY RIVER CITY SCHOOL DISTRICT
CUYAHOGA COUNTY, OHIO**

NOTES TO THE BASIC FINANCIAL STATEMENTS
FOR THE FISCAL YEAR ENDED JUNE 30, 2018

NOTE 16 - DEFINED BENEFIT OPEB PLANS - (Continued)

Sensitivity of the District's Proportionate Share of the Net OPEB Liability to Changes in the Discount and Health Care Cost Trend Rate - The following table represents the net OPEB liability as of June 30, 2017, calculated using the current period discount rate assumption of 4.13 percent, as well as what the net OPEB liability would be if it were calculated using a discount rate that is one percentage point lower (3.13 percent) or one percentage point higher (5.13 percent) than the current assumption. Also shown is the net OPEB liability as if it were calculated using health care cost trend rates that are one percentage point lower or one percentage point higher than the current health care cost trend rates.

	1% Decrease (3.13%)	Discount Rate (4.13%)	1% Increase (5.13%)
District's proportionate share of the net OPEB liability	\$ 8,570,367	\$ 6,383,963	\$ 4,655,988
	1% Decrease	Current Trend Rate	1% Increase
District's proportionate share of the net OPEB liability	\$ 4,435,304	\$ 6,383,963	\$ 8,948,626

NOTE 17 - CONTINGENCIES

A. Grants

The District receives significant financial assistance from numerous federal, State and local agencies in the form of grants. The disbursement of funds received under these programs generally requires compliance with terms and conditions specified in the grant agreements and are subject to audit by the grantor agencies. Any disallowed claims resulting from such audits could become a liability of the District. However, in the opinion of management, any such disallowed claims will not have a material effect on the financial position of the District.

B. Litigation

The District is party to legal proceedings pertaining to the District's construction projects. The District is withholding payment for certain vendors for non-performance or pending claims. District management believes that ultimate outcome of this litigation will result in either no further payments required or recovery of monies previously paid. Regardless, management is of the opinion that the ultimate outcome will not have a material effect, if any, on the financial condition of the District.

C. Foundation Funding

School District foundation funding is based on the annualized full-time equivalent (FTE) enrollment of each student. The Ohio Department of Education (ODE) is legislatively required to adjust/reconcile funding as enrollment information is updated by schools throughout the State, which can extend past the fiscal year end. As of the date of this report, additional ODE adjustments for fiscal year 2018 are not finalized. As a result, the impact of future FTE adjustments on the fiscal year 2018 financial statements is not determinable, at this time. Management believes this may result in either an additional receivable to, or a liability of, the District.

**ROCKY RIVER CITY SCHOOL DISTRICT
CUYAHOGA COUNTY, OHIO**

NOTES TO THE BASIC FINANCIAL STATEMENTS
FOR THE FISCAL YEAR ENDED JUNE 30, 2018

NOTE 18 - BUDGETARY BASIS OF ACCOUNTING

While reporting financial position, results of operations, and changes in fund balance on the basis of GAAP, the budgetary basis as provided by law is based upon accounting for certain transactions on a basis of cash receipts and disbursements.

The statement of revenue, expenditures and changes in fund balance - budget and actual (non-GAAP budgetary basis) presented for the general fund is presented on the budgetary basis to provide a meaningful comparison of actual results with the budget. The major differences between the budget basis and the GAAP basis are that:

- (a) Revenues and other financing sources are recorded when received in cash (budget basis) as opposed to when susceptible to accrual (GAAP basis);
- (b) Expenditures and other financing uses are recorded when paid in cash (budget basis) as opposed to when the liability is incurred (GAAP basis);
- (c) In order to determine compliance with Ohio law, and to reserve that portion of the applicable appropriation, total outstanding encumbrances (budget basis) are recorded as the equivalent of an expenditure, as opposed to assigned or committed fund balance for that portion of outstanding encumbrances not already recognized as an account payable (GAAP basis);
- (d) Advances-in and advances-out are operating transactions (budget basis) as opposed to balance sheet transactions (GAAP basis); and,
- (e) Some funds are included in the general fund (GAAP basis), but have separate legally adopted budgets (budget basis).

The adjustments necessary to convert the results of operations for the year on the budget basis to the GAAP basis for the general fund is as follows:

Net Change in Fund Balance

	<u>General Fund</u>
Budget basis	\$ 1,532,127
Net adjustment for revenue accruals	(993,629)
Net adjustment for expenditure accruals	(85,413)
Net adjustment for other sources/uses	(274,816)
Funds budgeted elsewhere	2,986
Adjustment for encumbrances	673,874
GAAP basis	\$ 855,129

Certain funds that are legally budgeted in separate special revenue funds are considered part of the general fund on a GAAP basis. These includes unclaimed monies fund, the uniform school supplies fund, the Beach building fund, the building rotary fund and the public school support fund.

**ROCKY RIVER CITY SCHOOL DISTRICT
CUYAHOGA COUNTY, OHIO**

NOTES TO THE BASIC FINANCIAL STATEMENTS
FOR THE FISCAL YEAR ENDED JUNE 30, 2018

NOTE 19 - SET-ASIDES

The District is required by State law to annually set-aside certain general fund revenue amounts, as defined by statutory formula, for the acquisition and construction of capital improvements. Amounts not spent by the end of the fiscal year or offset by similarly restricted resources received during the year must be held in cash at fiscal year-end. This amount must be carried forward to be used for the same purpose in future years. Expenditures exceeding the set-aside requirement may not be carried forward to the next fiscal year.

The following cash-basis information describes the change in the fiscal year-end set-aside amount for capital improvements. Disclosure of this information is required by State statute.

	<u>Capital Improvements</u>
Set-aside balance June 30, 2017	\$ -
Current year set-aside requirement	455,017
Current year qualifying expenditures	<u>(781,831)</u>
Total	<u>\$ (326,814)</u>
Balance carried forward to fiscal year 2019	<u>\$ -</u>
Set-aside balance June 30, 2018	<u>\$ -</u>

NOTE 20 - TAX ABATEMENTS ENTERED INTO BY OTHER GOVERNMENTS

The City of Fairview Park has entered into property tax abatement agreements with property owners under the Ohio Community Reinvestment Area (“CRA”) program with the taxing districts of the District. The CRA program are directive incentive tax exemption programs benefiting property owners who renovate or construct new buildings. Under this program, the other governments designated areas to encourage revitalization of the existing housing stock and the development of new structures. The CRA agreement entered into by the City of Fairview Park resulted in the District’s property taxes being reduced by \$153,132 in fiscal year 2018. The District is not receiving any amounts from these other governments in association with the forgone property tax revenue.

NOTE 21 – SIGNIFICANT SUBSEQUENT EVENTS

On July 6, 2018, the District issued bus acquisition notes (manuscript notes) in the amount of \$172,222. The notes bear an interest rate of 2.00% and mature on July 6, 2019.

On August 9, 2018, the District issued bus acquisition notes (manuscript notes) in the amount of \$109,229. The notes bear an interest rate of 2.00% and mature on August 9, 2019.

THIS PAGE IS INTENTIONALLY LEFT BLANK

REQUIRED SUPPLEMENTARY INFORMATION

**ROCKY RIVER CITY SCHOOL DISTRICT
CUYAHOGA COUNTY, OHIO**

SCHEDULES OF REQUIRED SUPPLEMENTARY INFORMATION

SCHEDULE OF THE DISTRICT'S PROPORTIONATE SHARE OF
THE NET PENSION LIABILITY
SCHOOL EMPLOYEES RETIREMENT SYSTEM (SERS) OF OHIO

LAST FIVE FISCAL YEARS

	<u>2018</u>	<u>2017</u>	<u>2016</u>	<u>2015</u>	<u>2014</u>
District's proportion of the net pension liability	0.15382220%	0.15661080%	0.15155960%	0.15519200%	0.15519200%
District's proportionate share of the net pension liability	\$ 9,190,537	\$ 11,462,466	\$ 8,648,138	\$ 7,854,179	\$ 9,228,770
District's covered payroll	\$ 4,592,379	\$ 5,269,743	\$ 4,562,739	\$ 4,509,574	\$ 4,438,288
District's proportionate share of the net pension liability as a percentage of its covered payroll	200.13%	217.51%	189.54%	174.17%	207.94%
Plan fiduciary net position as a percentage of the total pension liability	69.50%	62.98%	69.16%	71.70%	65.52%

Note: Information prior to 2014 was unavailable. Schedule is intended to show information for 10 years. Additional years will be displayed as they become available.

Amounts presented for each fiscal year were determined as of the District's measurement date which is the prior year-end.

SEE ACCOMPANYING NOTES TO THE REQUIRED SUPPLEMENTARY INFORMATION

**ROCKY RIVER CITY SCHOOL DISTRICT
CUYAHOGA COUNTY, OHIO**

SCHEDULES OF REQUIRED SUPPLEMENTARY INFORMATION

SCHEDULE OF THE DISTRICT'S PROPORTIONATE SHARE OF
THE NET PENSION LIABILITY
STATE TEACHERS RETIREMENT SYSTEM (STRS) OF OHIO

LAST FIVE FISCAL YEARS

	<u>2018</u>	<u>2017</u>	<u>2016</u>	<u>2015</u>	<u>2014</u>
District's proportion of the net pension liability	0.16362292%	0.16309969%	0.15338616%	0.15187486%	0.15187486%
District's proportionate share of the net pension liability	\$ 38,868,975	\$ 54,594,383	\$ 42,391,448	\$ 36,941,222	\$ 44,004,142
District's covered payroll	\$ 18,220,479	\$ 17,246,364	\$ 16,003,279	\$ 15,517,415	\$ 15,700,946
District's proportionate share of the net pension liability as a percentage of its covered payroll	213.33%	316.56%	264.89%	238.06%	280.26%
Plan fiduciary net position as a percentage of the total pension liability	75.30%	66.80%	72.10%	74.70%	69.30%

Note: Information prior to 2014 was unavailable. Schedule is intended to show information for 10 years. Additional years will be displayed as they become available.

Amounts presented for each fiscal year were determined as of the District's measurement date which is the prior year-end.

SEE ACCOMPANYING NOTES TO THE REQUIRED SUPPLEMENTARY INFORMATION

**ROCKY RIVER CITY SCHOOL DISTRICT
CUYAHOGA COUNTY, OHIO**

SCHEDULES OF REQUIRED SUPPLEMENTARY INFORMATION

SCHEDULE OF DISTRICT PENSION CONTRIBUTIONS
SCHOOL EMPLOYEES RETIREMENT SYSTEM (SERS) OF OHIO

	LAST TEN FISCAL YEARS			
	<u>2018</u>	<u>2017</u>	<u>2016</u>	<u>2015</u>
Contractually required contribution	\$ 672,376	\$ 642,933	\$ 737,764	\$ 601,369
Contributions in relation to the contractually required contribution	<u>(672,376)</u>	<u>(642,933)</u>	<u>(737,764)</u>	<u>(601,369)</u>
Contribution deficiency (excess)	<u>\$ -</u>	<u>\$ -</u>	<u>\$ -</u>	<u>\$ -</u>
District's covered payroll	\$ 4,980,563	\$ 4,592,379	\$ 5,269,743	\$ 4,562,739
Contributions as a percentage of covered payroll	13.50%	14.00%	14.00%	13.18%

SEE ACCOMPANYING NOTES TO THE REQUIRED SUPPLEMENTARY INFORMATION

<u>2014</u>	<u>2013</u>	<u>2012</u>	<u>2011</u>	<u>2010</u>	<u>2009</u>
\$ 625,027	\$ 614,259	\$ 611,902	\$ 576,893	\$ 595,154	\$ 417,315
<u>(625,027)</u>	<u>(614,259)</u>	<u>(611,902)</u>	<u>(576,893)</u>	<u>(595,154)</u>	<u>(417,315)</u>
<u>\$ -</u>	<u>\$ -</u>	<u>\$ -</u>	<u>\$ -</u>	<u>\$ -</u>	<u>\$ -</u>
\$ 4,509,574	\$ 4,438,288	\$ 4,549,457	\$ 4,589,443	\$ 4,395,524	\$ 4,241,006
13.86%	13.84%	13.45%	12.57%	13.54%	9.84%

**ROCKY RIVER CITY SCHOOL DISTRICT
CUYAHOGA COUNTY, OHIO**

SCHEDULES OF REQUIRED SUPPLEMENTARY INFORMATION

SCHEDULE OF DISTRICT PENSION CONTRIBUTIONS
STATE TEACHERS RETIREMENT SYSTEM (STRS) OF OHIO

	LAST TEN FISCAL YEARS			
	<u>2018</u>	<u>2017</u>	<u>2016</u>	<u>2015</u>
Contractually required contribution	\$ 2,634,383	\$ 2,550,867	\$ 2,414,491	\$ 2,240,459
Contributions in relation to the contractually required contribution	<u>(2,634,383)</u>	<u>(2,550,867)</u>	<u>(2,414,491)</u>	<u>(2,240,459)</u>
Contribution deficiency (excess)	<u>\$ -</u>	<u>\$ -</u>	<u>\$ -</u>	<u>\$ -</u>
District's covered payroll	\$ 18,817,021	\$ 18,220,479	\$ 17,246,364	\$ 16,003,279
Contributions as a percentage of covered payroll	14.00%	14.00%	14.00%	14.00%

SEE ACCOMPANYING NOTES TO THE REQUIRED SUPPLEMENTARY INFORMATION

<u>2014</u>	<u>2013</u>	<u>2012</u>	<u>2011</u>	<u>2010</u>	<u>2009</u>
\$ 2,017,264	\$ 2,041,123	\$ 2,005,911	\$ 1,990,622	\$ 1,913,237	\$ 1,854,674
<u>(2,017,264)</u>	<u>(2,041,123)</u>	<u>(2,005,911)</u>	<u>(1,990,622)</u>	<u>(1,913,237)</u>	<u>(1,854,674)</u>
<u>\$ -</u>	<u>\$ -</u>	<u>\$ -</u>	<u>\$ -</u>	<u>\$ -</u>	<u>\$ -</u>
\$ 15,517,415	\$ 15,700,946	\$ 15,430,085	\$ 15,312,477	\$ 14,717,208	\$ 14,266,723
13.00%	13.00%	13.00%	13.00%	13.00%	13.00%

**ROCKY RIVER CITY SCHOOL DISTRICT
CUYAHOGA COUNTY, OHIO**

SCHEDULES OF REQUIRED SUPPLEMENTARY INFORMATION

SCHEDULE OF THE DISTRICT'S PROPORTIONATE SHARE OF
THE NET OPEB LIABILITY
SCHOOL EMPLOYEES RETIREMENT SYSTEM (SERS) OF OHIO

LAST TWO FISCAL YEARS

	2018	2017
District's proportion of the net OPEB liability	0.15590980%	0.15844465%
District's proportionate share of the net OPEB liability	\$ 4,184,209	\$ 4,516,259
District's covered payroll	\$ 4,592,379	\$ 5,269,743
District's proportionate share of the net OPEB liability as a percentage of its covered payroll	91.11%	85.70%
Plan fiduciary net position as a percentage of the total OPEB liability	12.46%	11.49%

Note: Information prior to 2017 was unavailable. Schedule is intended to show information for 10 years. Additional years will be displayed as they become available.

Amounts presented for each fiscal year were determined as of the District's measurement date which is the prior year-end.

SEE ACCOMPANYING NOTES TO THE REQUIRED SUPPLEMENTARY INFORMATION

**ROCKY RIVER CITY SCHOOL DISTRICT
CUYAHOGA COUNTY, OHIO**

SCHEDULES OF REQUIRED SUPPLEMENTARY INFORMATION

SCHEDULE OF THE DISTRICT'S PROPORTIONATE SHARE OF
THE NET OPEB LIABILITY
STATE TEACHERS RETIREMENT SYSTEM (STRS) OF OHIO

LAST TWO FISCAL YEARS

	2018	2017
District's proportion of the net OPEB liability	0.16362292%	0.16309969%
District's proportionate share of the net OPEB liability	\$ 6,383,963	\$ 8,722,614
District's covered payroll	\$ 18,220,479	\$ 17,246,364
District's proportionate share of the net OPEB liability as a percentage of its covered payroll	35.04%	50.58%
Plan fiduciary net position as a percentage of the total OPEB liability	47.10%	37.33%

Note: Information prior to 2017 was unavailable. Schedule is intended to show information for 10 years. Additional years will be displayed as they become available.

Amounts presented for each fiscal year were determined as of the District's measurement date which is the prior year-end.

SEE ACCOMPANYING NOTES TO THE REQUIRED SUPPLEMENTARY INFORMATION

**ROCKY RIVER CITY SCHOOL DISTRICT
CUYAHOGA COUNTY, OHIO**

SCHEDULES OF REQUIRED SUPPLEMENTARY INFORMATION

SCHEDULE OF DISTRICT OPEB CONTRIBUTIONS
SCHOOL EMPLOYEES RETIREMENT SYSTEM (SERS) OF OHIO

	LAST TEN FISCAL YEARS			
	<u>2018</u>	<u>2017</u>	<u>2016</u>	<u>2015</u>
Contractually required contribution	\$ 106,494	\$ 84,123	\$ 79,044	\$ 113,122
Contributions in relation to the contractually required contribution	<u>(106,494)</u>	<u>(84,123)</u>	<u>(79,044)</u>	<u>(113,122)</u>
Contribution deficiency (excess)	<u>\$ -</u>	<u>\$ -</u>	<u>\$ -</u>	<u>\$ -</u>
District's covered payroll	\$ 4,980,563	\$ 4,592,379	\$ 5,269,743	\$ 4,562,739
Contributions as a percentage of covered payroll	2.14%	1.83%	1.50%	2.48%

SEE ACCOMPANYING NOTES TO THE REQUIRED SUPPLEMENTARY INFORMATION

<u>2014</u>	<u>2013</u>	<u>2012</u>	<u>2011</u>	<u>2010</u>	<u>2009</u>
\$ 80,846	\$ 89,165	\$ 89,525	\$ 131,627	\$ 83,599	\$ 258,620
<u>(80,846)</u>	<u>(89,165)</u>	<u>(89,525)</u>	<u>(131,627)</u>	<u>(83,599)</u>	<u>(258,620)</u>
<u>\$ -</u>	<u>\$ -</u>	<u>\$ -</u>	<u>\$ -</u>	<u>\$ -</u>	<u>\$ -</u>
\$ 4,509,574	\$ 4,438,288	\$ 4,549,457	\$ 4,589,443	\$ 4,395,524	\$ 4,241,006
1.79%	2.01%	1.97%	2.87%	1.90%	6.10%

**ROCKY RIVER CITY SCHOOL DISTRICT
CUYAHOGA COUNTY, OHIO**

SCHEDULES OF REQUIRED SUPPLEMENTARY INFORMATION

SCHEDULE OF DISTRICT OPEB CONTRIBUTIONS
STATE TEACHERS RETIREMENT SYSTEM (STRS) OF OHIO

	LAST TEN FISCAL YEARS			
	<u>2018</u>	<u>2017</u>	<u>2016</u>	<u>2015</u>
Contractually required contribution	\$ -	\$ -	\$ -	\$ -
Contributions in relation to the contractually required contribution	<u>-</u>	<u>-</u>	<u>-</u>	<u>-</u>
Contribution deficiency (excess)	<u>\$ -</u>	<u>\$ -</u>	<u>\$ -</u>	<u>\$ -</u>
District's covered payroll	\$ 18,817,021	\$ 18,220,479	\$ 17,246,364	\$ 16,003,279
Contributions as a percentage of covered payroll	0.00%	0.00%	0.00%	0.00%

SEE ACCOMPANYING NOTES TO THE REQUIRED SUPPLEMENTARY INFORMATION

<u>2014</u>	<u>2013</u>	<u>2012</u>	<u>2011</u>	<u>2010</u>	<u>2009</u>
\$ 157,374	\$ 157,009	\$ 154,301	\$ 153,125	\$ 141,172	\$ 142,667
<u>(157,374)</u>	<u>(157,009)</u>	<u>(154,301)</u>	<u>(153,125)</u>	<u>(141,172)</u>	<u>(142,667)</u>
<u>\$ -</u>	<u>\$ -</u>	<u>\$ -</u>	<u>\$ -</u>	<u>\$ -</u>	<u>\$ -</u>
\$ 15,517,415	\$ 15,700,946	\$ 15,430,085	\$ 15,312,477	\$ 14,717,208	\$ 14,266,723
1.00%	1.00%	1.00%	1.00%	1.00%	1.00%

**ROCKY RIVER CITY SCHOOL DISTRICT
CUYAHOGA COUNTY, OHIO**

NOTES TO REQUIRED SUPPLEMENTARY INFORMATION
FOR THE FISCAL YEAR ENDED JUNE 30, 2018

PENSION

SCHOOL EMPLOYEES RETIREMENT SYSTEM (SERS) OF OHIO

Changes in benefit terms: There were no changes in benefit terms from the amounts reported for fiscal years 2014-2017. For fiscal year 2018, SERS changed from a fixed 3% annual increase to a Cost of Living Adjustment (COLA) based on the change in the Consumer Price Index (CPI-W), with a cap of 2.5% and a floor of 0%.

Changes in assumptions: There were no changes in methods and assumptions used in the calculation of actuarial determined contributions for fiscal years 2014-2016. For fiscal year 2017, the following changes of assumptions affected the total pension liability since the prior measurement date: (a) the assumed rate of inflation was reduced from 3.25% to 3.00%, (b) payroll growth assumption was reduced from 4.00% to 3.50%, (c) assumed real wage growth was reduced from 0.75% to 0.50%, (d) Rates of withdrawal, retirement and disability were updated to reflect recent experience, (e) mortality among active members was updated to RP-2014 Blue Collar Mortality Table with fully generational projection and a five year age set-back for both males and females, (f) mortality among service retired members, and beneficiaries was updated to the following RP-2014 Blue Collar Mortality Table with fully generational projection with Scale BB, 120% of male rates, and 110% of female rates, (g) mortality among disabled members was updated to RP-2000 Disabled Mortality Table, 90% for male rates and 100% for female rates, set back five years is used for the period after disability retirement and (h) the discount rate was reduced from 7.75% to 7.50%. There were no changes in methods and assumptions used in the calculation of actuarial determined contributions for fiscal year 2018.

STATE TEACHERS RETIREMENT SYSTEM (STRS) OF OHIO

Changes in benefit terms: There were no changes in benefit terms from the amounts reported for fiscal years 2014-2017. For fiscal year 2018, STRS decreased the Cost of Living Adjustment (COLA) to zero.

Changes in assumptions: There were no changes in methods and assumptions used in the calculation of actuarial determined contributions for fiscal years 2014-2017. For fiscal year 2018, the following changes of assumption affected the total pension liability since the prior measurement date: (a) the long term expected rate of return was reduced from 7.75% to 7.45%, (b) the inflation assumption was lowered from 2.75% to 2.50%, (c) the payroll growth assumption was lowered to 3.00%, (d) total salary increases rate was lowered by decreasing the merit component of the individual salary increases, in addition to a decrease of 0.25% due to lower inflation (e) the healthy and disabled mortality assumptions were updated to the RP-2014 mortality tables with generational improvement scale MP-2016 and (f) rates of retirement, termination and disability were modified to better reflect anticipated future experience.

(Continued)

**ROCKY RIVER CITY SCHOOL DISTRICT
CUYAHOGA COUNTY, OHIO**

NOTES TO REQUIRED SUPPLEMENTARY INFORMATION (CONTINUED)
FOR THE FISCAL YEAR ENDED JUNE 30, 2018

OTHER POSTEMPLOYMENT BENEFITS (OPEB)

SCHOOL EMPLOYEES RETIREMENT SYSTEM (SERS) OF OHIO

Changes in benefit terms: There were no changes in benefit terms from the amounts reported for fiscal years 2017-2018.

Changes in assumptions: There were no changes in methods and assumptions used in the calculation of actuarial determined contributions for fiscal year 2017. For fiscal year 2018, the following changes of assumptions affected the total OPEB liability since the prior measurement date: (a) assumed rate of inflation was reduced from 3.25% to 3.00%, (b) payroll growth assumption was reduced from 4.00% to 3.50%, (c) assumed real wage growth was reduced from 0.75% to 0.50%, (d) rates of withdrawal, retirement, and disability were updated to reflect recent experience, (e) mortality among active members was updated to the following: RP-2014 Blue Collar Mortality Table with fully generational projection and a five-year age set-back for both males and females, (f) mortality among service retired members, and beneficiaries was updated to the following: RP-2014 Blue Collar Mortality Table with fully generational projection with Scale BB, 120% of male rates, and 110% of female rates, (g) mortality among disabled members was updated to the following: RP-2000 Disabled Mortality Table, 90% for male rates and 100% for female rates, set back five years is used for the period after disability retirement.

STATE TEACHERS RETIREMENT SYSTEM (STRS) OF OHIO

Changes in benefit terms: There were no changes in benefit terms from the amounts reported for fiscal year 2017. For fiscal year 2018, STRS reduced the subsidy multiplier for non-Medicare benefit recipients from 2.1% to 1.9% per year of service. Medicare Part B premium reimbursements were discontinued for certain survivors and beneficiaries and all remaining Medicare Part B premium reimbursements will be discontinued beginning January 2019.

Changes in assumptions: There were no changes in methods and assumptions used in the calculation of actuarial determined contributions for fiscal year 2017. For fiscal year 2018, the following changes of assumption affected the total OPEB liability since the prior measurement date: (a) the discount rate was increased from 3.26% to 4.13% based on the methodology defined under GASB Statement No. 74, Financial Reporting for Postemployment Benefit Plans Other Than Pension Plans (OPEB), (b) the long term expected rate of return was reduced from 7.75% to 7.45%, (c) valuation year per capita health care costs were updated, and the salary scale was modified, (d) the percentage of future retirees electing each option was updated based on current data and the percentage of future disabled retirees and terminated vested participants electing health coverage were decreased and (e) the assumed mortality, disability, retirement, withdrawal and future health care cost trend rates were modified along with the portion of rebated prescription drug costs.

THIS PAGE INTENTIONALLY LEFT BLANK

COMBINING STATEMENTS
AND INDIVIDUAL FUND SCHEDULES
SUPPLEMENTAL INFORMATION

ROCKY RIVER CITY SCHOOL DISTRICT

MAJOR FUNDS

General Fund

The general fund accounts for and reports all financial resources not accounted for and reported in another fund. These general fund's activities include, but are not limited to, general instruction, pupil services, operation and maintenance of facilities, student transportation and administration.

OTHER MAJOR FUND

Bond Retirement Fund

The bond retirement fund is used to account for and report financial resources that are restricted, committed, or assigned to expenditure for principal and interest.

**ROCKY RIVER CITY SCHOOL DISTRICT
CUYAHOGA COUNTY, OHIO**

SCHEDULE OF REVENUES, EXPENDITURES AND CHANGES IN
FUND BALANCE - BUDGET AND ACTUAL (NON-GAAP BUDGETARY BASIS)
GENERAL FUND
FOR THE FISCAL YEAR ENDED JUNE 30, 2018

	Budgeted Amounts			Variance with Final Budget Positive (Negative)
	Original	Final	Actual	
Revenues:				
From local sources:				
Property taxes	\$ 32,023,260	\$ 33,690,947	\$ 33,683,396	\$ (7,551)
Tuition	291,400	356,855	362,307	5,452
Transportation	70,000	70,000	65,898	(4,102)
Earnings on investments	139,660	139,660	177,274	37,614
Extracurricular activities	-	2,000	4,181	2,181
Rentals	30,000	30,000	19,005	(10,995)
Contributions and donations	500	500	4,200	3,700
Contract services	66,500	66,500	53,387	(13,113)
Other local revenues	8,000	8,000	18,369	10,369
Intergovernmental - state	5,602,983	5,675,942	5,676,006	64
Intergovernmental - federal	-	-	-	-
<i>Total revenues.</i>	<u>38,232,303</u>	<u>40,040,404</u>	<u>40,064,023</u>	<u>23,619</u>
Expenditures:				
Current:				
Instruction-regular:				
Salaries and wages	11,768,676	11,795,652	11,785,867	9,785
Fringe benefits	3,339,888	3,249,002	3,239,750	9,252
Purchased services	1,038,646	1,177,798	1,177,616	182
Materials and supplies	663,118	485,810	467,008	18,802
Capital outlay	140,030	176,141	175,734	407
Other	39,555	42,104	42,104	-
<i>Total instruction-regular.</i>	<u>16,989,913</u>	<u>16,926,507</u>	<u>16,888,079</u>	<u>38,428</u>
Instruction-special:				
Salaries and wages	3,536,499	3,317,934	3,317,934	-
Fringe benefits	1,141,745	1,063,319	1,063,306	13
Purchased services	883,457	1,201,522	1,201,522	-
Materials and supplies	27,004	12,040	12,040	-
Capital outlay	14,774	15,153	15,153	-
<i>Total instruction-special.</i>	<u>5,603,479</u>	<u>5,609,968</u>	<u>5,609,955</u>	<u>13</u>
Instruction-vocational:				
Purchased services	610,000	632,171	632,171	-
<i>Total instruction-vocational.</i>	<u>610,000</u>	<u>632,171</u>	<u>632,171</u>	<u>-</u>
Instruction-other:				
Salaries and wages	299,308	395,457	395,457	-
Fringe benefits	97,785	115,274	115,274	-
Purchased services	1,100	1,114	1,114	-
<i>Total instruction-other.</i>	<u>398,193</u>	<u>511,845</u>	<u>511,845</u>	<u>-</u>
Support services-pupil:				
Salaries and wages	1,402,910	1,402,703	1,402,285	418
Fringe benefits	383,332	367,935	367,846	89
Purchased services	530,423	443,641	443,641	-
Materials and supplies	27,688	18,683	18,683	-
Capital outlay	5,284	5,343	5,343	-
Other	1,405	7,930	7,832	98
<i>Total support services-pupil.</i>	<u>2,351,042</u>	<u>2,246,235</u>	<u>2,245,630</u>	<u>605</u>

-- Continued

**ROCKY RIVER CITY SCHOOL DISTRICT
CUYAHOGA COUNTY, OHIO**

SCHEDULE OF REVENUES, EXPENDITURES AND CHANGES IN
FUND BALANCE - BUDGET AND ACTUAL (NON-GAAP BUDGETARY BASIS)
GENERAL FUND (CONTINUED)
FOR THE FISCAL YEAR ENDED JUNE 30, 2018

	Budgeted Amounts			Variance with Final Budget Positive (Negative)
	Original	Final	Actual	
Support services-instructional staff:				
Salaries and wages	\$ 436,040	\$ 440,000	\$ 438,351	\$ 1,649
Fringe benefits	193,175	196,823	195,393	1,430
Purchased services	265,758	282,940	282,861	79
Materials and supplies	12,213	8,839	8,839	-
Capital outlay	24,539	23,436	23,436	-
Other	685	584	584	-
Total support services-instructional staff	932,410	952,622	949,464	3,158
Support services-board of education:				
Salaries and wages	12,500	12,500	12,500	-
Fringe benefits	1,286	1,999	1,999	-
Purchased services	12,295	13,309	13,309	-
Materials and supplies	350	45	45	-
Capital outlay	3,700	-	-	-
Other	14,000	13,573	13,573	-
Total support services-board of education	44,131	41,426	41,426	-
Support services-administration:				
Salaries and wages	1,667,009	1,674,746	1,674,746	-
Fringe benefits	686,979	673,429	673,429	-
Purchased services	25,276	23,343	23,343	-
Materials and supplies	11,405	9,303	9,303	-
Capital outlay	1,025	967	967	-
Other	5,374	4,137	4,137	-
Total support services-administration.	2,397,068	2,385,925	2,385,925	-
Support services-fiscal:				
Salaries and wages	338,233	325,505	325,505	-
Fringe benefits	285,589	120,256	120,256	-
Purchased services	151,463	147,183	147,183	-
Materials and supplies	3,644	4,765	4,765	-
Capital outlay	8,525	13,756	13,756	-
Other	566,349	614,790	614,790	-
Total support services-fiscal	1,353,803	1,226,255	1,226,255	-
Support services-business:				
Salaries and wages	116,859	117,573	117,573	-
Fringe benefits	66,400	50,695	50,695	-
Purchased services	250,367	184,048	184,048	-
Materials and supplies	43,562	32,955	32,955	-
Capital outlay	7,428	6,605	6,605	-
Other	60,500	54,795	54,795	-
Total support services-business	545,116	446,671	446,671	-

-- Continued

**ROCKY RIVER CITY SCHOOL DISTRICT
CUYAHOGA COUNTY, OHIO**

SCHEDULE OF REVENUES, EXPENDITURES AND CHANGES IN
FUND BALANCE - BUDGET AND ACTUAL (NON-GAAP BUDGETARY BASIS)
GENERAL FUND (CONTINUED)
FOR THE FISCAL YEAR ENDED JUNE 30, 2018

	Budgeted Amounts			Variance with Final Budget Positive (Negative)
	Original	Final	Actual	
Support services-operations and maintenance:				
Salaries and wages	\$ 1,526,969	\$ 1,559,978	\$ 1,559,978	\$ -
Fringe benefits	593,322	592,218	592,218	-
Purchased services	1,467,104	1,506,382	1,506,382	-
Materials and supplies	239,876	218,094	218,094	-
Capital outlay	63,064	224,761	224,761	-
Other	1,500	275	275	-
Total support services-operations and maintenance	<u>3,891,835</u>	<u>4,101,708</u>	<u>4,101,708</u>	<u>-</u>
Support services-pupil transportation:				
Salaries and wages	921,480	873,855	873,855	-
Fringe benefits	311,760	260,922	260,922	-
Purchased services	199,312	285,299	285,299	-
Materials and supplies	167,729	135,639	135,639	-
Capital outlay	54,987	10,358	10,358	-
Other	330	230	230	-
Total support services-pupil transportation	<u>1,655,598</u>	<u>1,566,303</u>	<u>1,566,303</u>	<u>-</u>
Support services-central:				
Salaries and wages	385,727	399,043	399,043	-
Fringe benefits	168,204	170,107	170,107	-
Purchased services	173,675	135,574	135,574	-
Materials and supplies	6,715	3,238	3,238	-
Capital outlay	5,200	5,748	5,748	-
Other	2,800	2,250	2,250	-
Total support services-central	<u>742,321</u>	<u>715,960</u>	<u>715,960</u>	<u>-</u>
Operation of non-instructional services - other non-instructional services:				
Capital outlay	-	-	-	-
Total operation on non-instructional services - other non-instructional services	<u>-</u>	<u>-</u>	<u>-</u>	<u>-</u>
Extracurricular activities:				
Salaries and wages	821,563	817,836	817,836	-
Fringe benefits	155,246	177,770	177,770	-
Purchased services	153,663	137,086	137,086	-
Materials and supplies	4,762	5,890	5,890	-
Capital outlay	6,667	4,775	4,775	-
Other	-	8,203	8,203	-
Total extracurricular activities	<u>1,141,901</u>	<u>1,151,560</u>	<u>1,151,560</u>	<u>-</u>
Facilities acquisition and construction				
Capital outlay	32,840	235,244	235,244	-
Total facilities acquisition and construction	<u>32,840</u>	<u>235,244</u>	<u>235,244</u>	<u>-</u>
<i>Total expenditures</i>	<u>38,689,650</u>	<u>38,750,400</u>	<u>38,708,196</u>	<u>42,204</u>

-- Continued

**ROCKY RIVER CITY SCHOOL DISTRICT
CUYAHOGA COUNTY, OHIO**

SCHEDULE OF REVENUES, EXPENDITURES AND CHANGES IN
FUND BALANCE - BUDGET AND ACTUAL (NON-GAAP BUDGETARY BASIS)
GENERAL FUND (CONTINUED)
FOR THE FISCAL YEAR ENDED JUNE 30, 2018

	Budgeted Amounts		Actual	Variance with Final Budget Positive (Negative)
	Original	Final		
<i>Excess of revenues (under) expenditures</i>	\$ (457,347)	\$ 1,290,004	\$ 1,355,827	\$ 65,823
Other financing sources (uses):				
Refund of prior year's expenditures	65,692	107,486	120,694	13,208
Refund of prior year's receipts	-	(26,637)	(26,637)	-
Transfers in	175,000	220,000	220,000	-
Transfers out.	(284,000)	(445,793)	(445,793)	-
Advances in.	135,478	135,478	135,478	-
Sale of assets	23,000	192,057	172,558	(19,499)
<i>Total other financing sources (uses)</i>	<u>115,170</u>	<u>182,591</u>	<u>176,300</u>	<u>(6,291)</u>
<i>Net change in fund balance</i>	(342,177)	1,472,595	1,532,127	59,532
<i>Fund balance at beginning of year</i>	6,135,907	6,135,907	6,135,907	-
<i>Prior year encumbrances appropriated.</i>	<u>593,216</u>	<u>593,216</u>	<u>593,216</u>	<u>-</u>
<i>Fund balance at end of year.</i>	<u>\$ 6,386,946</u>	<u>\$ 8,201,718</u>	<u>\$ 8,261,250</u>	<u>\$ 59,532</u>

**ROCKY RIVER CITY SCHOOL DISTRICT
CUYAHOGA COUNTY, OHIO**

SCHEDULE OF REVENUES, EXPENDITURES AND CHANGES IN
FUND BALANCE - BUDGET AND ACTUAL (NON-GAAP BUDGETARY BASIS)
BOND RETIREMENT FUND
FOR THE FISCAL YEAR ENDED JUNE 30, 2018

	Budgeted Amounts		Actual	Variance with Final Budget Positive (Negative)
	Original	Final		
Revenues:				
From local sources:				
Property taxes	\$ 3,532,893	\$ 2,953,960	\$ 3,032,408	\$ 78,448
Intergovernmental - state	478,338	396,733	413,982	17,249
Intergovernmental - federal	517,863	517,863	519,532	1,669
<i>Total revenues.</i>	<u>4,529,094</u>	<u>3,868,556</u>	<u>3,965,922</u>	<u>97,366</u>
Expenditures:				
Current:				
Support services-fiscal				
Other	42,300	46,312	46,312	-
Total support services-fiscal	<u>42,300</u>	<u>46,312</u>	<u>46,312</u>	<u>-</u>
Debt service:				
Principal retirement.	3,890,000	3,890,000	3,890,000	-
Interest and fiscal charges	1,698,106	1,698,106	1,698,106	-
Total debt service	<u>5,588,106</u>	<u>5,588,106</u>	<u>5,588,106</u>	<u>-</u>
<i>Total expenditures</i>	<u>5,630,406</u>	<u>5,634,418</u>	<u>5,634,418</u>	<u>-</u>
<i>Excess of revenues (under) expenditures</i>	<u>(1,101,312)</u>	<u>(1,765,862)</u>	<u>(1,668,496)</u>	<u>97,366</u>
Other financing sources:				
Transfers in	-	1,100,000	1,100,000	-
<i>Total other financing sources</i>	<u>-</u>	<u>1,100,000</u>	<u>1,100,000</u>	<u>-</u>
<i>Net change in fund balance</i>	(1,101,312)	(665,862)	(568,496)	97,366
<i>Fund balance at beginning of year</i>	4,016,967	4,016,967	4,016,967	-
<i>Fund balance at end of year.</i>	<u>\$ 2,915,655</u>	<u>\$ 3,351,105</u>	<u>\$ 3,448,471</u>	<u>\$ 97,366</u>

**ROCKY RIVER CITY SCHOOL DISTRICT
CUYAHOGA COUNTY, OHIO**

COMBINING BALANCE SHEET
NONMAJOR GOVERNMENTAL FUNDS
JUNE 30, 2018

	Nonmajor Special Revenue Funds	Nonmajor Capital Projects Fund	Total Nonmajor Governmental Funds
Assets:			
Equity in pooled cash and investments	\$ 453,125	\$ 354,384	\$ 807,509
Cash with escrow agent	-	3,828,219	3,828,219
Receivables:			
Property taxes	-	749,360	749,360
Payment in lieu taxes	-	2,359	2,359
Intergovernmental	95,352	-	95,352
Prepayments	602	-	602
Materials and supplies inventory	716	-	716
Inventory held for resale	2,059	-	2,059
	<u>\$ 551,854</u>	<u>\$ 4,934,322</u>	<u>\$ 5,486,176</u>
Total assets	<u>\$ 551,854</u>	<u>\$ 4,934,322</u>	<u>\$ 5,486,176</u>
Liabilities:			
Accounts payable	\$ 27,548	\$ 3,953	\$ 31,501
Contracts payable	-	180,376	180,376
Retainage payable	-	127,342	127,342
Accrued wages and benefits payable	89,707	-	89,707
Intergovernmental payable	4,792	-	4,792
Pension and postemployment benefits payable	15,640	-	15,640
Interfund loan payable	24,599	1,549,483	1,574,082
	<u>162,286</u>	<u>1,861,154</u>	<u>2,023,440</u>
Total liabilities	<u>162,286</u>	<u>1,861,154</u>	<u>2,023,440</u>
Deferred inflows of resources:			
Property tax levied for the next fiscal year	-	640,230	640,230
Payment in lieu of taxes levied for the next fiscal year	-	2,359	2,359
Delinquent property tax revenue not available	-	23,211	23,211
Intergovernmental revenue not available	34,082	-	34,082
	<u>34,082</u>	<u>665,800</u>	<u>699,882</u>
Total deferred inflows of resources	<u>34,082</u>	<u>665,800</u>	<u>699,882</u>
Fund Balances:			
Nonspendable:			
Materials and supplies inventory	716	-	716
Prepays	602	-	602
Restricted:			
Capital improvements	-	1,967,065	1,967,065
Food service operations	144,854	-	144,854
Non-public schools	151,563	-	151,563
Special education	42	-	42
Targeted academic assistance	184	-	184
Other purposes	34,120	-	34,120
Extracurricular	37,097	-	37,097
Committed:			
Capital improvements	-	440,303	440,303
Other purposes	15,447	-	15,447
Unassigned (deficit)	(29,139)	-	(29,139)
	<u>355,486</u>	<u>2,407,368</u>	<u>2,762,854</u>
Total fund balances	<u>355,486</u>	<u>2,407,368</u>	<u>2,762,854</u>
Total liabilities, deferred inflows and fund balances	<u>\$ 551,854</u>	<u>\$ 4,934,322</u>	<u>\$ 5,486,176</u>

**ROCKY RIVER CITY SCHOOL DISTRICT
CUYAHOGA COUNTY, OHIO**

COMBINING STATEMENT OF REVENUES, EXPENDITURES AND CHANGES IN FUND BALANCES
NONMAJOR GOVERNMENTAL FUNDS
FOR THE FISCAL YEAR ENDED JUNE 30, 2018

	Nonmajor Special Revenue Funds	Nonmajor Capital Projects Fund	Total Nonmajor Governmental Funds
Revenues:			
From local sources:			
Property taxes	\$ -	\$ 624,347	\$ 624,347
Payment in lieu taxes	-	753	753
Earnings on investments	11,190	6,632	17,822
Charges for services	365,509	-	365,509
Extracurricular activities	247,879	-	247,879
Rental income	-	194,963	194,963
Contributions and donations	85,599	-	85,599
Other local revenues	91,714	-	91,714
Intergovernmental - state	1,347,342	49,519	1,396,861
Intergovernmental - federal	1,083,498	-	1,083,498
Total revenue	3,232,731	876,214	4,108,945
Expenditures:			
Current:			
Instruction:			
Regular	48,229	376,558	424,787
Special	691,055	97,739	788,794
Other	-	804	804
Support services:			
Pupil	188,083	1,520	189,603
Instructional staff	33,080	-	33,080
Administration	-	4,234	4,234
Fiscal	-	12,137	12,137
Business	1,389	-	1,389
Operations and maintenance	5,057	317,617	322,674
Pupil transportation	-	34,246	34,246
Central	-	65,444	65,444
Operation of non-instructional services:			
Food service operations	468,705	-	468,705
Other non-instructional services	1,532,947	-	1,532,947
Extracurricular activities	509,616	11,160	520,776
Facilities acquisition and construction	-	882,763	882,763
Debt service:			
Principal retirement	-	99,419	99,419
Interest and fiscal charges	-	45,255	45,255
Total expenditures	3,478,161	1,948,896	5,427,057
Excess of revenues (under) expenditures	(245,430)	(1,072,682)	(1,318,112)
Other financing sources:			
Transfers in	125,000	-	125,000
Transfers (out)	-	(1,005,707)	(1,005,707)
Inception of lease-purchase transaction	-	3,000,000	3,000,000
Total other financing sources	125,000	1,994,293	2,119,293
Net change in fund balances	(120,430)	921,611	801,181
Fund balances at beginning of year	475,916	1,485,757	1,961,673
Fund balances at end of year	\$ 355,486	\$ 2,407,368	\$ 2,762,854

ROCKY RIVER CITY SCHOOL DISTRICT

FUND DESCRIPTIONS - NONMAJOR SPECIAL REVENUE FUNDS

Special revenue funds are established to account for revenues from specific sources which legally, or otherwise, are restricted to expenditures for specific purposes. A description of the District's special revenue funds follows:

Food Service Fund

This fund accounts for the financial transactions related to the food service operations of the District.

Special Trust Fund

A fund used to account for the proceeds of specific revenue sources, except for state and federal grants that are legally restricted for specified purposes.

Other Grants Fund

A fund used to account for the proceeds of specific revenue sources, except for state and federal grants that are legally restricted for specified purposes.

District Managed Activity Fund

A fund provided to account for monies for those student activity programs which have student participation in the activity but do not have student management of the programs.

Auxiliary Services Fund

A fund provided to account for monies which provide services and materials to pupils attending non-public schools within the School District.

Data Communications Fund

A fund provided to account for money appropriated for Ohio Educational Computer Network Connections.

Miscellaneous State Grants Fund

This fund accounts for various monies received from state agencies which are not classified elsewhere.

Title VI-B Fund

A fund provided to account for federal monies used to assist schools in the identification of handicapped children, development of procedural safeguards, implementation of least restrictive alternative service patterns, and provision of full educational opportunities to handicapped children at the preschool, elementary, and secondary levels.

Title III Fund

A fund provided to account for federal monies used to assist the School District in meeting the special needs of children of limited English proficiency.

Title I Fund

To account for State of Ohio and federal grants that provide financial assistance to meet the special needs of educationally deprived children.

Preschool Disability Fund

To account for monies received for the improvement and expansion of services for handicapped children ages three through five years.

Title II-A Fund

To account for grant monies used for the hiring of additional teachers.

Miscellaneous Federal Grants Fund

To account for monies received from the federal government which are not classified elsewhere.

FUND DESCRIPTIONS - NONMAJOR SPECIAL REVENUE FUNDS - (Continued)

The following funds are included in the general fund (GAAP basis), but have separate legally adopted budgets (budget basis). These funds are not included in the combining statements for the nonmajor special revenue funds since they are reported in the general fund (GAAP basis); however, the budgetary schedules for these funds are presented in this section.

Unclaimed Monies Fund

This fund accounts for the unclaimed monies within the District. These monies must be held for a period of time, after that time period passes, the monies may be returned to the general fund.

Uniform School Supplies Fund

This fund accounts for the purchase and sale of school supplies for use in the District. Profits derived from such sales are used for school purposes or activities connected with the school.

Building Rotary Fund

This fund accounts for curricular and related activities (e.g. field trips) within a school building that are paid for mainly by student fees.

Public School Support Fund

A fund provided to account for specific local revenue sources (i.e. profits from vending machines, sales of pictures, etc.), that are restricted to expenditures for specified purposes approved by board resolution. Such expenditures may include curricular and extra-curricular related purchases.

**ROCKY RIVER CITY SCHOOL DISTRICT
CUYAHOGA COUNTY, OHIO**

COMBINING BALANCE SHEET
NONMAJOR SPECIAL REVENUE FUNDS
JUNE 30, 2018

	Food Service	Special Trust	Other Grants	District Managed Activity
Assets:				
Equity in pooled cash and investments	\$ 174,788	\$ 15,447	\$ 36,285	\$ 42,391
Receivables:				
Intergovernmental	821	-	-	-
Prepayments	484	-	-	25
Materials and supplies inventory	716	-	-	-
Inventory held for resale	2,059	-	-	-
Total assets.	<u>\$ 178,868</u>	<u>\$ 15,447</u>	<u>\$ 36,285</u>	<u>\$ 42,416</u>
Liabilities:				
Accounts payable.	\$ -	\$ -	\$ 2,212	\$ 3,736
Accrued wages and benefits	23,211	-	-	378
Intergovernmental payable	372	-	-	5
Pension and postemployment benefits payable.	9,231	-	-	1,175
Interfund loan payable	-	-	-	-
Total liabilities.	<u>32,814</u>	<u>-</u>	<u>2,212</u>	<u>5,294</u>
Deferred inflows of resources:				
Intergovernmental revenue not available.	-	-	-	-
Total deferred inflows of resources	<u>-</u>	<u>-</u>	<u>-</u>	<u>-</u>
Fund Balances:				
Nonspendable:				
Materials and supplies inventory.	716	-	-	-
Prepays	484	-	-	25
Restricted:				
Food service operations	144,854	-	-	-
Non-public schools	-	-	-	-
Special education	-	-	-	-
Targeted academic assistance	-	-	-	-
Other purposes.	-	-	34,073	-
Extracurricular	-	-	-	37,097
Committed:				
Other purposes.	-	15,447	-	-
Unassigned (deficit)	-	-	-	-
Total fund balances	<u>146,054</u>	<u>15,447</u>	<u>34,073</u>	<u>37,122</u>
Total liabilities, deferred inflows, and fund balances	<u>\$ 178,868</u>	<u>\$ 15,447</u>	<u>\$ 36,285</u>	<u>\$ 42,416</u>

Auxiliary Services	Title VI-B	Title III	Title I	Preschool Disability	Title II-A
\$ 172,889	\$ -	\$ -	\$ 10,881	\$ -	\$ -
45	72,855	204	15,818	42	1,339
7	69	-	-	17	-
-	-	-	-	-	-
-	-	-	-	-	-
<u>\$ 172,941</u>	<u>\$ 72,924</u>	<u>\$ 204</u>	<u>\$ 26,699</u>	<u>\$ 59</u>	<u>\$ 1,339</u>
\$ 20,124	\$ 319	\$ -	\$ -	\$ -	\$ 47
1,179	40,247	-	24,692	-	-
6	502	-	358	-	-
62	5,172	-	-	-	-
-	23,491	-	-	-	1,108
<u>21,371</u>	<u>69,731</u>	<u>-</u>	<u>25,050</u>	<u>-</u>	<u>1,155</u>
-	26,285	157	5,149	-	-
-	26,285	157	5,149	-	-
-	-	-	-	-	-
7	69	-	-	17	-
-	-	-	-	-	-
151,563	-	-	-	-	-
-	-	-	-	42	-
-	-	-	-	-	184
-	-	47	-	-	-
-	-	-	-	-	-
-	-	-	-	-	-
-	(23,161)	-	(3,500)	-	-
<u>151,570</u>	<u>(23,092)</u>	<u>47</u>	<u>(3,500)</u>	<u>59</u>	<u>184</u>
<u>\$ 172,941</u>	<u>\$ 72,924</u>	<u>\$ 204</u>	<u>\$ 26,699</u>	<u>\$ 59</u>	<u>\$ 1,339</u>

-- Continued

**ROCKY RIVER CITY SCHOOL DISTRICT
CUYAHOGA COUNTY, OHIO**

COMBINING BALANCE SHEET
NONMAJOR SPECIAL REVENUE FUNDS (CONTINUED)
JUNE 30, 2018

	Miscellaneous Federal Grants	Total Nonmajor Special Revenue Funds
Assets:		
Equity in pooled cash and investments	\$ 444	\$ 453,125
Receivables:		
Intergovernmental	4,228	95,352
Prepayments	-	602
Materials and supplies inventory	-	716
Inventory held for resale	-	2,059
Total assets.	\$ 4,672	\$ 551,854
Liabilities:		
Accounts payable.	\$ 1,110	\$ 27,548
Accrued wages and benefits	-	89,707
Intergovernmental payable	3,549	4,792
Pension and postemployment benefits payable.	-	15,640
Interfund loan payable	-	24,599
Total liabilities.	4,659	162,286
Deferred inflows of resources:		
Intergovernmental revenue not available.	2,491	34,082
Total deferred inflows of resources	2,491	34,082
Fund Balances:		
Nonspendable:		
Materials and supplies inventory.	-	716
Prepays	-	602
Restricted:		
Food service operations	-	144,854
Non-public schools	-	151,563
Special education	-	42
Targeted academic assistance	-	184
Other purposes.	-	34,120
Extracurricular	-	37,097
Committed:		
Other purposes.	-	15,447
Unassigned (deficit)	(2,478)	(29,139)
Total fund balances	(2,478)	355,486
Total liabilities, deferred inflows, and fund balances	\$ 4,672	\$ 551,854

THIS PAGE INTENTIONALLY LEFT BLANK

**ROCKY RIVER CITY SCHOOL DISTRICT
CUYAHOGA COUNTY, OHIO**

COMBINING STATEMENT OF REVENUES, EXPENDITURES AND CHANGES IN FUND BALANCES
NONMAJOR SPECIAL REVENUE FUNDS
FOR THE FISCAL YEAR ENDED JUNE 30, 2018

	Food Service	Special Trust	Other Grants	District Managed Activity
Revenues:				
From local sources:				
Earnings on investments	\$ 3,570	\$ 320	\$ -	\$ -
Charges for services	365,509	-	-	-
Extracurricular activities	-	-	-	247,879
Contributions and donations	-	3,000	35,288	47,311
Other local revenues	11,783	-	-	79,931
Intergovernmental - state	1,738	-	-	-
Intergovernmental - federal	110,552	-	-	-
	<hr/>	<hr/>	<hr/>	<hr/>
Total revenue	493,152	3,320	35,288	375,121
	<hr/>	<hr/>	<hr/>	<hr/>
Expenditures:				
Current:				
Instruction:				
Regular	-	-	11,691	-
Special	-	-	3,180	-
Support services:				
Pupil	-	-	6,661	-
Instructional staff	-	-	2,037	-
Business	-	-	-	-
Operations and maintenance of plant	-	-	-	-
Operation of non-instructional services:				
Food service operations	468,705	-	-	-
Other non-instructional services	-	-	-	-
Extracurricular activities	-	-	7,591	502,025
	<hr/>	<hr/>	<hr/>	<hr/>
Total expenditures	468,705	-	31,160	502,025
	<hr/>	<hr/>	<hr/>	<hr/>
Excess of revenues over (under) expenditures	24,447	3,320	4,128	(126,904)
	<hr/>	<hr/>	<hr/>	<hr/>
Other financing sources:				
Transfers in	-	-	-	125,000
	<hr/>	<hr/>	<hr/>	<hr/>
Net change in fund balances	24,447	3,320	4,128	(1,904)
	<hr/>	<hr/>	<hr/>	<hr/>
Fund balances (deficit)				
at beginning of year	121,607	12,127	29,945	39,026
	<hr/>	<hr/>	<hr/>	<hr/>
Fund balances (deficit) at end of year	<u>\$ 146,054</u>	<u>\$ 15,447</u>	<u>\$ 34,073</u>	<u>\$ 37,122</u>

Auxiliary Services	Data Communications	Miscellaneous State Grants	Title VI-B	Title III	Title I
\$ 7,300	\$ -	\$ -	\$ -	\$ -	\$ -
-	-	-	-	-	-
-	-	-	-	-	-
-	-	-	-	-	-
1,324,197	7,200	14,207	-	-	-
-	-	-	693,104	14,642	172,488
<u>1,331,497</u>	<u>7,200</u>	<u>14,207</u>	<u>693,104</u>	<u>14,642</u>	<u>172,488</u>
-	7,200	14,207	-	-	-
-	-	-	486,016	13,160	174,898
-	-	-	165,370	-	-
-	-	-	-	1,519	-
-	-	-	-	-	-
-	-	-	-	-	-
1,473,462	-	-	44,131	-	-
-	-	-	-	-	-
<u>1,473,462</u>	<u>7,200</u>	<u>14,207</u>	<u>695,517</u>	<u>14,679</u>	<u>174,898</u>
<u>(141,965)</u>	<u>-</u>	<u>-</u>	<u>(2,413)</u>	<u>(37)</u>	<u>(2,410)</u>
-	-	-	-	-	-
<u>(141,965)</u>	<u>-</u>	<u>-</u>	<u>(2,413)</u>	<u>(37)</u>	<u>(2,410)</u>
<u>293,535</u>	<u>-</u>	<u>-</u>	<u>(20,679)</u>	<u>84</u>	<u>(1,090)</u>
<u>\$ 151,570</u>	<u>\$ -</u>	<u>\$ -</u>	<u>\$ (23,092)</u>	<u>\$ 47</u>	<u>\$ (3,500)</u>

-- Continued

**ROCKY RIVER CITY SCHOOL DISTRICT
CUYAHOGA COUNTY, OHIO**

COMBINING STATEMENT OF REVENUES, EXPENDITURES AND CHANGES IN FUND BALANCES
NONMAJOR SPECIAL REVENUE FUNDS (CONTINUED)
FOR THE FISCAL YEAR ENDED JUNE 30, 2018

	Preschool Disability	Title II-A	Miscellaneous Federal Grants	Total Nonmajor Special Revenue Funds
Revenues:				
From local sources:				
Earnings on investments	\$ -	\$ -	\$ -	\$ 11,190
Charges for services	-	-	-	365,509
Extracurricular activities	-	-	-	247,879
Contributions and donations	-	-	-	85,599
Other local revenues	-	-	-	91,714
Intergovernmental - state	-	-	-	1,347,342
Intergovernmental - federal	13,786	58,772	20,154	1,083,498
	<u>13,786</u>	<u>58,772</u>	<u>20,154</u>	<u>3,232,731</u>
Total revenue	<u>13,786</u>	<u>58,772</u>	<u>20,154</u>	<u>3,232,731</u>
Expenditures:				
Current:				
Instruction:				
Regular	-	15,131	-	48,229
Special	13,801	-	-	691,055
Support services:				
Pupil	-	-	16,052	188,083
Instructional staff	-	29,524	-	33,080
Business	-	-	1,389	1,389
Operations and maintenance of plant	-	-	5,057	5,057
Operation of non-instructional services:				
Food service operations	-	-	-	468,705
Other non-instructional services	-	14,086	1,268	1,532,947
Extracurricular activities	-	-	-	509,616
	<u>13,801</u>	<u>58,741</u>	<u>23,766</u>	<u>3,478,161</u>
Total expenditures	<u>13,801</u>	<u>58,741</u>	<u>23,766</u>	<u>3,478,161</u>
Excess of revenues over (under) expenditures	<u>(15)</u>	<u>31</u>	<u>(3,612)</u>	<u>(245,430)</u>
Other financing sources:				
Transfers in	-	-	-	125,000
Net change in fund balances	(15)	31	(3,612)	(120,430)
Fund balances (deficit)				
at beginning of year	<u>74</u>	<u>153</u>	<u>1,134</u>	<u>475,916</u>
Fund balances (deficit) at end of year	<u>\$ 59</u>	<u>\$ 184</u>	<u>\$ (2,478)</u>	<u>\$ 355,486</u>

**ROCKY RIVER CITY SCHOOL DISTRICT
CUYAHOGA COUNTY, OHIO**

SCHEDULE OF REVENUES, EXPENDITURES AND CHANGES IN
FUND BALANCE - BUDGET AND ACTUAL (NON-GAAP BUDGETARY BASIS)
FOOD SERVICE FUND
FOR THE FISCAL YEAR ENDED JUNE 30, 2018

	Budgeted Amounts		Actual	Variance with Final Budget Positive (Negative)
	Original	Final		
Revenues:				
From local sources:				
Earnings on investments	\$ 500	\$ 500	\$ 3,570	\$ 3,070
Charges for services	340,400	340,400	365,509	25,109
Other local revenue	10,400	10,400	11,783	1,383
Intergovernmental - state	2,000	2,000	1,738	(262)
Intergovernmental - federal	82,000	82,000	95,463	13,463
<i>Total revenues.</i>	<u>435,300</u>	<u>435,300</u>	<u>478,063</u>	<u>42,763</u>
Expenditures:				
Current:				
Operation of non-instructional services - food service operations:				
Salaries and wages	176,360	192,360	191,792	568
Fringe benefits	56,805	60,805	60,623	182
Purchased services	7,450	4,950	3,934	1,016
Materials and supplies	180,260	193,260	184,526	8,734
Capital outlay	10,000	9,000	5,282	3,718
Other	-	1,500	14,719	(13,219)
Total operation of non-instructional services - food service operations	<u>430,875</u>	<u>461,875</u>	<u>460,876</u>	<u>999</u>
<i>Total expenditures</i>	<u>430,875</u>	<u>461,875</u>	<u>460,876</u>	<u>999</u>
<i>Excess of revenues over (under) expenditures</i> .	<u>4,425</u>	<u>(26,575)</u>	<u>17,187</u>	<u>43,762</u>
Other financing sources:				
Refund of prior year's expenses	-	-	882	882
<i>Total other financing sources</i>	<u>-</u>	<u>-</u>	<u>882</u>	<u>882</u>
<i>Net change in fund balance</i>	4,425	(26,575)	18,069	44,644
<i>Fund balance at beginning of year</i>	156,610	156,610	156,610	-
<i>Prior year encumbrances appropriated.</i> . . .	109	109	109	-
<i>Fund balance at end of year.</i>	<u>\$ 161,144</u>	<u>\$ 130,144</u>	<u>\$ 174,788</u>	<u>\$ 44,644</u>

**ROCKY RIVER CITY SCHOOL DISTRICT
CUYAHOGA COUNTY, OHIO**

SCHEDULE OF REVENUES, EXPENDITURES AND CHANGES IN
FUND BALANCE - BUDGET AND ACTUAL (NON-GAAP BUDGETARY BASIS)
SPECIAL TRUST FUND
FOR THE FISCAL YEAR ENDED JUNE 30, 2018

	Budgeted Amounts		Actual	Variance with Final Budget Positive (Negative)
	Original	Final		
Revenues:				
Interest	\$ -	\$ -	\$ 320	\$ 320
Contributions and donations	<u>3,000</u>	<u>3,000</u>	<u>3,000</u>	<u>-</u>
<i>Total revenues</i>	<u>3,000</u>	<u>3,000</u>	<u>3,320</u>	<u>320</u>
 <i>Net change in fund balance</i>	 3,000	 3,000	 3,320	 320
 <i>Fund balance at beginning of year</i>	 <u>12,127</u>	 <u>12,127</u>	 <u>12,127</u>	 <u>-</u>
<i>Fund balance at end of year</i>	<u>\$ 15,127</u>	<u>\$ 15,127</u>	<u>\$ 15,447</u>	<u>\$ 320</u>

**ROCKY RIVER CITY SCHOOL DISTRICT
CUYAHOGA COUNTY, OHIO**

SCHEDULE OF REVENUES, EXPENDITURES AND CHANGES IN
FUND BALANCE - BUDGET AND ACTUAL (NON-GAAP BUDGETARY BASIS)
OTHER GRANTS FUND
FOR THE FISCAL YEAR ENDED JUNE 30, 2018

	Budgeted Amounts		Actual	Variance with Final Budget Positive (Negative)
	Original	Final		
Revenues:				
From local sources:				
Contributions and donations	\$ 2,000	\$ 35,519	\$ 35,288	\$ (231)
<i>Total revenues.</i>	<u>2,000</u>	<u>35,519</u>	<u>35,288</u>	<u>(231)</u>
Expenditures:				
Current:				
Instruction-regular:				
Purchased services	-	9,246	1,573	7,673
Materials and supplies	1,039	9,476	9,240	236
Capital outlay	-	3,612	1,036	2,576
<i>Total instruction-regular.</i>	<u>1,039</u>	<u>22,334</u>	<u>11,849</u>	<u>10,485</u>
Instruction-special:				
Materials and supplies	-	800	793	7
Capital outlay	-	3,064	2,387	677
<i>Total instruction-special.</i>	<u>-</u>	<u>3,864</u>	<u>3,180</u>	<u>684</u>
Support services-pupil:				
Purchased services	350	1,850	-	1,850
Materials and supplies	-	9,848	6,661	3,187
<i>Total support services-pupil.</i>	<u>350</u>	<u>11,698</u>	<u>6,661</u>	<u>5,037</u>
Support services-instructional staff:				
Purchased services	-	1,000	1,000	-
Materials and supplies	365	1,504	1,402	102
<i>Total support services-instructional staff.</i>	<u>365</u>	<u>2,504</u>	<u>2,402</u>	<u>102</u>
Extracurricular activities:				
Purchased services	2,000	2,000	2,000	-
Materials and supplies	910	7,037	5,999	1,038
Capital outlay	9,520	9,720	9,433	287
Other	-	240	40	200
<i>Total extracurricular activities.</i>	<u>12,430</u>	<u>18,997</u>	<u>17,472</u>	<u>1,525</u>
<i>Total expenditures</i>	<u>14,184</u>	<u>59,397</u>	<u>41,564</u>	<u>17,833</u>
<i>Net change in fund balance.</i>	(12,184)	(23,878)	(6,276)	17,602
<i>Fund balance at beginning of year</i>	24,460	24,460	24,460	-
<i>Prior year encumbrances appropriated.</i>	13,145	13,145	13,145	-
<i>Fund balance at end of year.</i>	<u>\$ 25,421</u>	<u>\$ 13,727</u>	<u>\$ 31,329</u>	<u>\$ 17,602</u>

**ROCKY RIVER CITY SCHOOL DISTRICT
CUYAHOGA COUNTY, OHIO**

SCHEDULE OF REVENUES, EXPENDITURES AND CHANGES IN
FUND BALANCE - BUDGET AND ACTUAL (NON-GAAP BUDGETARY BASIS)
DISTRICT MANAGED ACTIVITY FUND
FOR THE FISCAL YEAR ENDED JUNE 30, 2018

	Budgeted Amounts		Actual	Variance with Final Budget Positive (Negative)
	Original	Final		
Revenues:				
From local sources:				
Extracurricular activities	\$ 256,395	\$ 287,734	\$ 247,879	\$ (39,855)
Rentals	600	600	-	(600)
Contributions and donations	23,850	46,345	47,311	966
Other local revenue.	72,100	72,100	79,931	7,831
<i>Total revenues.</i>	<u>352,945</u>	<u>406,779</u>	<u>375,121</u>	<u>(31,658)</u>
Expenditures:				
Current:				
Extracurricular activities:				
Salaries and wages	18,150	21,926	21,850	76
Fringe benefits	2,145	3,274	3,260	14
Purchased services	180,512	204,411	195,521	8,890
Materials and supplies.	152,481	167,841	164,373	3,468
Capital outlay	60,005	72,031	63,318	8,713
Other	84,970	83,900	74,127	9,773
Total extracurricular activities.	<u>498,263</u>	<u>553,383</u>	<u>522,449</u>	<u>30,934</u>
<i>Total expenditures</i>	<u>498,263</u>	<u>553,383</u>	<u>522,449</u>	<u>30,934</u>
<i>Excess of revenues (under) expenditures</i>	<u>(145,318)</u>	<u>(146,604)</u>	<u>(147,328)</u>	<u>(724)</u>
Other financing sources:				
Transfers in	104,300	114,126	125,000	10,874
<i>Total other financing sources</i>	<u>104,300</u>	<u>114,126</u>	<u>125,000</u>	<u>10,874</u>
<i>Net change in fund balance</i>	(41,018)	(32,478)	(22,328)	10,150
<i>Fund balance at beginning of year</i>	21,462	21,462	21,462	-
<i>Prior year encumbrances appropriated.</i>	33,668	33,668	33,668	-
<i>Fund balance at end of year.</i>	<u>\$ 14,112</u>	<u>\$ 22,652</u>	<u>\$ 32,802</u>	<u>\$ 10,150</u>

**ROCKY RIVER CITY SCHOOL DISTRICT
CUYAHOGA COUNTY, OHIO**

SCHEDULE OF REVENUES, EXPENDITURES AND CHANGES IN
FUND BALANCE - BUDGET AND ACTUAL (NON-GAAP BUDGETARY BASIS)
AUXILIARY SERVICES FUND
FOR THE FISCAL YEAR ENDED JUNE 30, 2018

	Budgeted Amounts		Actual	Variance with Final Budget Positive (Negative)
	Original	Final		
Revenues:				
From local sources:				
Earnings on investments	\$ 1,829	\$ 5,752	\$ 7,301	\$ 1,549
Intergovernmental - state	753,517	1,325,749	1,324,198	(1,551)
<i>Total revenues.</i>	<u>755,346</u>	<u>1,331,501</u>	<u>1,331,499</u>	<u>(2)</u>
Expenditures:				
Current:				
Operation of non-instructional services - other non-instructional services:				
Salaries and wages	28,403	13,629	11,851	1,778
Fringe benefits	4,031	4,201	4,994	(793)
Purchased services	741,226	856,651	850,591	6,060
Materials and supplies	60,893	362,663	254,254	108,409
Capital outlay	292,833	431,570	418,780	12,790
<i>Total operation on non-instructional services - other non-instructional services</i>	<u>1,127,386</u>	<u>1,668,714</u>	<u>1,540,470</u>	<u>128,244</u>
<i>Total expenditures</i>	<u>1,127,386</u>	<u>1,668,714</u>	<u>1,540,470</u>	<u>128,244</u>
<i>Excess of revenues (under) expenditures</i>	<u>(372,040)</u>	<u>(337,213)</u>	<u>(208,971)</u>	<u>128,242</u>
Other financing sources (uses):				
Refund of prior year expenditure	-	1,737	850	(887)
Refund of prior year's receipts	-	(23,573)	(23,573)	-
Proceeds from sale of fixed assets	-	160	160	-
<i>Total other financing sources (uses)</i>	<u>-</u>	<u>(21,676)</u>	<u>(22,563)</u>	<u>(887)</u>
<i>Net change in fund balance</i>	<u>(372,040)</u>	<u>(358,889)</u>	<u>(231,534)</u>	<u>127,355</u>
<i>Fund balance at beginning of year</i>	5,220	5,220	5,220	-
<i>Prior year encumbrances appropriated</i>	357,836	357,836	357,836	-
<i>Fund balance at end of year</i>	<u>\$ (8,984)</u>	<u>\$ 4,167</u>	<u>\$ 131,522</u>	<u>\$ 127,355</u>

**ROCKY RIVER CITY SCHOOL DISTRICT
CUYAHOGA COUNTY, OHIO**

SCHEDULE OF REVENUES, EXPENDITURES AND CHANGES IN
FUND BALANCE - BUDGET AND ACTUAL (NON-GAAP BUDGETARY BASIS)
DATA COMMUNICATIONS FUND
FOR THE FISCAL YEAR ENDED JUNE 30, 2018

	Budgeted Amounts		Actual	Variance with Final Budget Positive (Negative)
	Original	Final		
Revenues:				
Intergovernmental - state	\$ 7,200	\$ 7,200	\$ 7,200	\$ -
Total revenues.	<u>7,200</u>	<u>7,200</u>	<u>7,200</u>	<u>-</u>
Expenditures:				
Current:				
Instruction-regular:				
Purchased services	-	7,200	7,200	-
Total instruction-regular.	-	<u>7,200</u>	<u>7,200</u>	<u>-</u>
<i>Total expenditures</i>	-	<u>7,200</u>	<u>7,200</u>	<u>-</u>
<i>Net change in fund balance</i>	7,200	-	-	-
<i>Fund balance at beginning of year</i>	-	-	-	-
<i>Fund balance at end of year</i>	<u>\$ 7,200</u>	<u>\$ -</u>	<u>\$ -</u>	<u>\$ -</u>

**ROCKY RIVER CITY SCHOOL DISTRICT
CUYAHOGA COUNTY, OHIO**

SCHEDULE OF REVENUES, EXPENDITURES AND CHANGES IN
FUND BALANCE - BUDGET AND ACTUAL (NON-GAAP BUDGETARY BASIS)
MISCELLANEOUS STATE GRANTS FUND
FOR THE FISCAL YEAR ENDED JUNE 30, 2018

	Budgeted Amounts		Actual	Variance with Final Budget Positive (Negative)
	Original	Final		
Revenues:				
Intergovernmental - state	\$ -	\$ 14,207	\$ 14,207	\$ -
<i>Total revenues.</i>	<u>-</u>	<u>14,207</u>	<u>14,207</u>	<u>-</u>
Expenditures:				
Current:				
Instruction-regular:				
Capital outlay	-	14,207	14,207	-
Total instruction-regular.	-	14,207	14,207	-
<i>Total expenditures</i>	<u>-</u>	<u>14,207</u>	<u>14,207</u>	<u>-</u>
<i>Net change in fund balance</i>	-	-	-	-
<i>Fund balance at beginning of year</i>	-	-	-	-
<i>Fund balance at end of year.</i>	<u>\$ -</u>	<u>\$ -</u>	<u>\$ -</u>	<u>\$ -</u>

**ROCKY RIVER CITY SCHOOL DISTRICT
CUYAHOGA COUNTY, OHIO**

SCHEDULE OF REVENUES, EXPENDITURES AND CHANGES IN
FUND BALANCE - BUDGET AND ACTUAL (NON-GAAP BUDGETARY BASIS)
TITLE VI-B FUND
FOR THE FISCAL YEAR ENDED JUNE 30, 2018

	Budgeted Amounts		Actual	Variance with Final Budget Positive (Negative)
	Original	Final		
Revenues:				
Intergovernmental - federal	\$ 761,827	\$ 761,827	\$ 689,989	\$ (71,838)
<i>Total revenues.</i>	<u>761,827</u>	<u>761,827</u>	<u>689,989</u>	<u>(71,838)</u>
Expenditures:				
Current:				
Instruction-special:				
Salaries and wages	32,047	114,255	99,585	14,670
Fringe benefits	-	29,516	25,559	3,957
Purchased services	698,307	353,063	353,063	-
<i>Total instruction-special</i>	<u>730,354</u>	<u>496,834</u>	<u>478,207</u>	<u>18,627</u>
Support services-pupil:				
Salaries and wages	-	141,439	121,383	20,056
Fringe benefits	-	44,313	36,394	7,919
Purchased services	406	12,820	12,753	67
<i>Total support services-pupil.</i>	<u>406</u>	<u>198,572</u>	<u>170,530</u>	<u>28,042</u>
Operation of non-instructional services - other non-instructional services:				
Purchased services	-	44,131	44,131	-
<i>Total operation of non-instructional services - other non-instructional services</i>	<u>-</u>	<u>44,131</u>	<u>44,131</u>	<u>-</u>
<i>Total expenditures</i>	<u>730,760</u>	<u>739,537</u>	<u>692,868</u>	<u>46,669</u>
<i>Excess of revenues over (under) expenditures</i>	<u>31,067</u>	<u>22,290</u>	<u>(2,879)</u>	<u>(25,169)</u>
Other financing (uses):				
Refund of prior year's expenditures	-	(182)	(182)	-
<i>Total other financing (uses).</i>	<u>-</u>	<u>(182)</u>	<u>(182)</u>	<u>-</u>
<i>Net change in fund balance</i>	31,067	22,108	(3,061)	(25,169)
<i>Fund (deficit) at beginning of year</i>	(22,514)	(22,514)	(22,514)	-
<i>Prior year encumbrances appropriated.</i>	406	406	406	-
<i>Fund (deficit) at end of year.</i>	<u>\$ 8,959</u>	<u>\$ -</u>	<u>\$ (25,169)</u>	<u>\$ (25,169)</u>

**ROCKY RIVER CITY SCHOOL DISTRICT
CUYAHOGA COUNTY, OHIO**

SCHEDULE OF REVENUES, EXPENDITURES AND CHANGES IN
FUND BALANCE - BUDGET AND ACTUAL (NON-GAAP BUDGETARY BASIS)
TITLE III FUND
FOR THE FISCAL YEAR ENDED JUNE 30, 2018

	Budgeted Amounts		Actual	Variance with Final Budget Positive (Negative)
	Original	Final		
Revenues:				
Intergovernmental - federal	\$ 12,665	\$ 15,308	\$ 15,151	\$ (157)
<i>Total revenues.</i>	<u>12,665</u>	<u>15,308</u>	<u>15,151</u>	<u>(157)</u>
Expenditures:				
Current:				
Instruction-special				
Salaries and wages	11,684	10,500	10,500	-
Fringe benefits	260	1,704	1,609	95
Materials and supplies	-	1,335	1,261	74
<i>Total instruction-special.</i>	<u>11,944</u>	<u>13,539</u>	<u>13,370</u>	<u>169</u>
Support services-instructional staff:				
Purchased services	-	1,519	1,519	-
<i>Total support services-instructional</i> <i>staff.</i>	<u>-</u>	<u>1,519</u>	<u>1,519</u>	<u>-</u>
<i>Total expenditures.</i>	<u>11,944</u>	<u>15,058</u>	<u>14,889</u>	<u>169</u>
<i>Excess of revenues</i> <i>over expenditures.</i>	<u>721</u>	<u>250</u>	<u>262</u>	<u>12</u>
Other financing (uses):				
Refund of prior year's expenditures	-	(8)	(20)	(12)
<i>Total other financing (uses).</i>	<u>-</u>	<u>(8)</u>	<u>(20)</u>	<u>(12)</u>
<i>Net change in fund balance.</i>	721	242	242	-
<i>Fund (deficit) at beginning of year.</i>	(502)	(502)	(502)	-
<i>Prior year encumbrances appropriated.</i>	260	260	260	-
<i>Fund at end of year.</i>	<u>\$ 479</u>	<u>\$ -</u>	<u>\$ -</u>	<u>\$ -</u>

**ROCKY RIVER CITY SCHOOL DISTRICT
CUYAHOGA COUNTY, OHIO**

SCHEDULE OF REVENUES, EXPENDITURES AND CHANGES IN
FUND BALANCE - BUDGET AND ACTUAL (NON-GAAP BUDGETARY BASIS)
TITLE I FUND
FOR THE FISCAL YEAR ENDED JUNE 30, 2018

	Budgeted Amounts		Actual	Variance with Final Budget Positive (Negative)
	Original	Final		
Revenues:				
Intergovernmental - federal	\$ 219,491	\$ 219,959	\$ 204,468	\$ (15,491)
<i>Total revenues.</i>	<u>219,491</u>	<u>219,959</u>	<u>204,468</u>	<u>(15,491)</u>
Expenditures:				
Current:				
Instruction-special:				
Salaries and wages	177,169	203,684	177,398	26,286
Fringe benefits	-	9,885	9,799	86
<i>Total instruction-special.</i>	<u>177,169</u>	<u>213,569</u>	<u>187,197</u>	<u>26,372</u>
<i>Total expenditures.</i>	<u>177,169</u>	<u>213,569</u>	<u>187,197</u>	<u>26,372</u>
<i>Excess of revenues over expenditures.</i>	<u>42,322</u>	<u>6,390</u>	<u>17,271</u>	<u>10,881</u>
Other financing (uses):				
Refund of prior year's expenditures	-	(121)	(121)	-
<i>Total other financing (uses).</i>	<u>-</u>	<u>(121)</u>	<u>(121)</u>	<u>-</u>
<i>Net change in fund balance.</i>	42,322	6,269	17,150	10,881
<i>Fund (deficit) at beginning of year.</i>	<u>(6,269)</u>	<u>(6,269)</u>	<u>(6,269)</u>	<u>-</u>
<i>Fund at end of year.</i>	<u>\$ 36,053</u>	<u>\$ -</u>	<u>\$ 10,881</u>	<u>\$ 10,881</u>

**ROCKY RIVER CITY SCHOOL DISTRICT
CUYAHOGA COUNTY, OHIO**

SCHEDULE OF REVENUES, EXPENDITURES AND CHANGES IN
FUND BALANCE - BUDGET AND ACTUAL (NON-GAAP BUDGETARY BASIS)
PRESCHOOL DISABILITY FUND
FOR THE FISCAL YEAR ENDED JUNE 30, 2018

	Budgeted Amounts		Actual	Variance with Final Budget Positive (Negative)
	Original	Final		
Revenues:				
Intergovernmental - federal	\$ 13,779	\$ 13,787	\$ 13,785	\$ (2)
<i>Total revenues.</i>	<u>13,779</u>	<u>13,787</u>	<u>13,785</u>	<u>(2)</u>
Expenditures:				
Current:				
Instruction-special:				
Salaries and wages	-	11,250	11,250	-
Fringe benefits	-	2,538	2,538	-
<i>Total instruction-special.</i>	<u>-</u>	<u>13,788</u>	<u>13,788</u>	<u>-</u>
<i>Total expenditures.</i>	<u>-</u>	<u>13,788</u>	<u>13,788</u>	<u>-</u>
<i>Excess of revenues over (under) expenditures.</i>	<u>13,779</u>	<u>(1)</u>	<u>(3)</u>	<u>(2)</u>
Other financing (uses):				
Refund of prior year's expenditures	-	(8)	(6)	2
<i>Total other financing (uses).</i>	<u>-</u>	<u>(8)</u>	<u>(6)</u>	<u>2</u>
<i>Net change in fund balance.</i>	13,779	(9)	(9)	-
<i>Fund balance at beginning of year.</i>	9	9	9	-
<i>Fund balance at end of year.</i>	<u>\$ 13,788</u>	<u>\$ -</u>	<u>\$ -</u>	<u>\$ -</u>

**ROCKY RIVER CITY SCHOOL DISTRICT
CUYAHOGA COUNTY, OHIO**

SCHEDULE OF REVENUES, EXPENDITURES AND CHANGES IN
FUND BALANCE - BUDGET AND ACTUAL (NON-GAAP BUDGETARY BASIS)
TITLE II-A FUND
FOR THE FISCAL YEAR ENDED JUNE 30, 2018

	Budgeted Amounts		Actual	Variance with Final Budget Positive (Negative)
	Original	Final		
Revenues:				
Intergovernmental - federal	\$ 59,059	\$ 58,772	\$ 57,436	\$ (1,336)
<i>Total revenues.</i>	<u>59,059</u>	<u>58,772</u>	<u>57,436</u>	<u>(1,336)</u>
Expenditures:				
Current:				
Instruction-regular:				
Salaries and wages	13,000	13,000	13,127	(127)
Fringe benefits	2,009	2,006	1,878	128
<i>Total instruction-regular.</i>	<u>15,009</u>	<u>15,006</u>	<u>15,005</u>	<u>1</u>
Support services-instructional staff:				
Purchased services	44,050	29,678	29,498	180
<i>Total support services-instructional staff.</i>	<u>44,050</u>	<u>29,678</u>	<u>29,498</u>	<u>180</u>
Operation of non-instructional services - other non-instructional services:				
Purchased services	-	14,086	14,086	-
<i>Total operation of non-instructional services - other non-instructional services.</i>	<u>-</u>	<u>14,086</u>	<u>14,086</u>	<u>-</u>
<i>Total expenditures</i>	<u>59,059</u>	<u>58,770</u>	<u>58,589</u>	<u>181</u>
<i>Excess of revenues over (under) expenditures</i>	<u>-</u>	<u>2</u>	<u>(1,153)</u>	<u>(1,155)</u>
Other financing (uses):				
Refund of prior year's expenditures	-	(29)	(29)	-
<i>Total other financing (uses)</i>	<u>-</u>	<u>(29)</u>	<u>(29)</u>	<u>-</u>
<i>Net change in fund balance.</i>	<u>-</u>	<u>(27)</u>	<u>(1,182)</u>	<u>(1,155)</u>
<i>Fund at beginning of year.</i>	<u>27</u>	<u>27</u>	<u>27</u>	<u>-</u>
<i>Fund (deficit) at end of year.</i>	<u>\$ 27</u>	<u>\$ -</u>	<u>\$ (1,155)</u>	<u>\$ (1,155)</u>

**ROCKY RIVER CITY SCHOOL DISTRICT
CUYAHOGA COUNTY, OHIO**

SCHEDULE OF REVENUES, EXPENDITURES AND CHANGES IN
FUND BALANCE - BUDGET AND ACTUAL (NON-GAAP BUDGETARY BASIS)
MISCELLANEOUS FEDERAL GRANTS FUND
FOR THE FISCAL YEAR ENDED JUNE 30, 2018

	Budgeted Amounts		Actual	Variance with Final Budget Positive (Negative)
	Original	Final		
Revenues:				
Intergovernmental - federal	\$ 6,014	\$ 31,015	\$ 19,550	\$ (11,465)
<i>Total revenues.</i>	<u>6,014</u>	<u>31,015</u>	<u>19,550</u>	<u>(11,465)</u>
Expenditures:				
Current:				
Support services-pupil				
Purchased services	-	7,610	7,610	-
Materials and supplies.	955	1,773	4,863	(3,090)
Capital outlay	<u>2,227</u>	<u>6,429</u>	<u>3,579</u>	<u>2,850</u>
Total support services-pupil.	<u>3,182</u>	<u>15,812</u>	<u>16,052</u>	<u>(240)</u>
Support services-operations and maintenance				
Purchased services	<u>3,968</u>	<u>12,813</u>	<u>12,104</u>	<u>709</u>
Total support services-operations and maintenance	<u>3,968</u>	<u>12,813</u>	<u>12,104</u>	<u>709</u>
Operation of non-instructional services - other non-instructional services:				
Purchased services	-	2,325	2,325	-
Materials and supplies.	-	65	65	-
Total operation of non-instructional services - other non-instructional services	<u>-</u>	<u>2,390</u>	<u>2,390</u>	<u>-</u>
<i>Total expenditures</i>	<u>7,150</u>	<u>31,015</u>	<u>30,546</u>	<u>469</u>
<i>Net change in fund balance.</i>	(1,136)	-	(10,996)	(10,996)
<i>Fund balance (deficit) at beginning of year.</i>	(1,134)	(1,134)	(1,134)	-
<i>Prior year encumbrances appropriated.</i>	1,134	1,134	1,134	-
<i>Fund balance (deficit) at end of year.</i>	<u>\$ (1,136)</u>	<u>\$ -</u>	<u>\$ (10,996)</u>	<u>\$ (10,996)</u>

**ROCKY RIVER CITY SCHOOL DISTRICT
CUYAHOGA COUNTY, OHIO**

SCHEDULE OF REVENUES, EXPENDITURES AND CHANGES IN
FUND BALANCE - BUDGET AND ACTUAL (NON-GAAP BUDGETARY BASIS)
UNCLAIMED MONIES FUND
FOR THE FISCAL YEAR ENDED JUNE 30, 2018

	Budgeted Amounts		Actual	Variance with Final Budget Positive (Negative)
	Original	Final		
Revenues:				
Other local revenues.	\$ 500	\$ 500	\$ 460	\$ (40)
<i>Total revenues</i>	<u>500</u>	<u>500</u>	<u>460</u>	<u>(40)</u>
 <i>Net change in fund balance</i>	 500	 500	 460	 (40)
 <i>Fund balance at beginning of year.</i>	 <u>1,062</u>	 <u>1,062</u>	 <u>1,062</u>	 <u>-</u>
<i>Fund balance at end of year</i>	<u>\$ 1,562</u>	<u>\$ 1,562</u>	<u>\$ 1,522</u>	<u>\$ (40)</u>

**ROCKY RIVER CITY SCHOOL DISTRICT
CUYAHOGA COUNTY, OHIO**

SCHEDULE OF REVENUES, EXPENDITURES AND CHANGES IN
FUND BALANCE - BUDGET AND ACTUAL (NON-GAAP BUDGETARY BASIS)
UNIFORM SCHOOL SUPPLIES FUND
FOR THE FISCAL YEAR ENDED JUNE 30, 2018

	Budgeted Amounts		Actual	Variance with Final Budget Positive (Negative)
	Original	Final		
Revenues:				
From local sources:				
Classroom materials and fees	\$ 25,350	\$ 25,350	\$ 26,261	\$ 911
Contributions and donations.	<u>18</u>	<u>18</u>	<u>-</u>	<u>(18)</u>
<i>Total revenues.</i>	<u>25,368</u>	<u>25,368</u>	<u>26,261</u>	<u>893</u>
Expenditures:				
Current:				
Operation of non-instructional services - other non-instructional services:				
Materials and supplies.	<u>24,950</u>	<u>25,725</u>	<u>20,770</u>	<u>4,955</u>
Total operation of non-instructional services - other non-instructional services	<u>24,950</u>	<u>25,725</u>	<u>20,770</u>	<u>4,955</u>
<i>Total expenditures</i>	<u>24,950</u>	<u>25,725</u>	<u>20,770</u>	<u>4,955</u>
<i>Net change in fund balance</i>	418	(357)	5,491	5,848
<i>Fund balance at beginning of year</i>	<u>30,190</u>	<u>30,190</u>	<u>30,190</u>	<u>-</u>
<i>Fund balance at end of year.</i>	<u>\$ 30,608</u>	<u>\$ 29,833</u>	<u>\$ 35,681</u>	<u>\$ 5,848</u>

ROCKY RIVER CITY SCHOOL DISTRICT
CUYAHOGA COUNTY, OHIO
SCHEDULE OF REVENUES, EXPENDITURES AND CHANGES IN
FUND BALANCE - BUDGET AND ACTUAL (NON-GAAP BUDGETARY BASIS)
BUILDING ROTARY FUND
FOR THE FISCAL YEAR ENDED JUNE 30, 2018

	Budgeted Amounts		Actual	Variance with Final Budget Positive (Negative)
	Original	Final		
Revenues:				
From local sources:				
Tuition	\$ 46,000	\$ 46,000	\$ 2,125	\$ (43,875)
Transportation	2,500	2,500	-	(2,500)
Extracurricular activities	49,313	48,333	54,262	5,929
Classroom materials and fees	176,111	178,111	191,785	13,674
Contributions and donations	6,488	9,678	3,728	(5,950)
Contract services	-	-	9	9
Other local revenues	18,333	67,460	64,471	(2,989)
<i>Total revenues</i>	<u>298,745</u>	<u>352,082</u>	<u>316,380</u>	<u>(35,702)</u>
Expenditures:				
Current:				
Instruction-regular:				
Salaries and wages	15,000	9,300	9,255	45
Fringe benefits	2,393	2,393	1,296	1,097
Purchased services	16,055	23,946	23,926	20
Materials and supplies	75,116	93,792	93,776	16
Capital outlay	13,705	7,055	2,925	4,130
Other	12,490	20,035	15,769	4,266
<i>Total instruction-regular</i>	<u>134,759</u>	<u>156,521</u>	<u>146,947</u>	<u>9,574</u>
Instruction-special:				
Purchased services	-	2,080	1,828	252
<i>Total instruction-special</i>	<u>-</u>	<u>2,080</u>	<u>1,828</u>	<u>252</u>
Support services-pupil:				
Salaries and wages	225	525	458	67
Fringe benefits	50	70	64	6
Purchased services	69,977	89,745	82,417	7,328
Materials and supplies	12,050	59,003	47,981	11,022
Capital outlay	17,200	14,254	8,797	5,457
Other	13,625	22,437	22,401	36
<i>Total support services-pupil</i>	<u>113,127</u>	<u>186,034</u>	<u>162,118</u>	<u>23,916</u>
Support services-instructional staff:				
Materials and supplies	-	4,700	2,874	1,826
<i>Total support services-instructional staff</i>	<u>-</u>	<u>4,700</u>	<u>2,874</u>	<u>1,826</u>
Support services-central:				
Other	6,804	9,504	8,640	864
<i>Total support services-central</i>	<u>6,804</u>	<u>9,504</u>	<u>8,640</u>	<u>864</u>
Extracurricular activities:				
Materials and supplies	-	700	700	-
Capital outlay	-	5,500	5,406	94
<i>Total extracurricular activities</i>	<u>-</u>	<u>6,200</u>	<u>6,106</u>	<u>94</u>
<i>Total expenditures</i>	<u>254,690</u>	<u>365,039</u>	<u>328,513</u>	<u>36,526</u>
<i>Excess of revenues over (under) expenditures</i>	<u>44,055</u>	<u>(12,957)</u>	<u>(12,133)</u>	<u>824</u>
Other financing sources:				
Transfers in	-	-	6,500	6,500
Sale of capital assets	460	460	1,588	1,128
<i>Total other financing sources</i>	<u>460</u>	<u>460</u>	<u>8,088</u>	<u>7,628</u>
<i>Net change in fund balance</i>	<u>44,515</u>	<u>(12,497)</u>	<u>(4,045)</u>	<u>8,452</u>
<i>Fund balance at beginning of year</i>	<u>141,212</u>	<u>141,212</u>	<u>141,212</u>	<u>-</u>
<i>Prior year encumbrances appropriated</i>	<u>11,262</u>	<u>11,262</u>	<u>11,262</u>	<u>-</u>
<i>Fund balance at end of year</i>	<u>\$ 196,989</u>	<u>\$ 139,977</u>	<u>\$ 148,429</u>	<u>\$ 8,452</u>

**ROCKY RIVER CITY SCHOOL DISTRICT
CUYAHOGA COUNTY, OHIO**

SCHEDULE OF REVENUES, EXPENDITURES AND CHANGES IN
FUND BALANCE - BUDGET AND ACTUAL (NON-GAAP BUDGETARY BASIS)
PUBLIC SCHOOL SUPPORT FUND
FOR THE FISCAL YEAR ENDED JUNE 30, 2018

	Budgeted Amounts		Actual	Variance with Final Budget Positive (Negative)
	Original	Final		
Revenues:				
From local sources:				
Tuition	\$ -	\$ 32,000	\$ 39,500	\$ 7,500
Extracurricular activities	7,458	8,458	9,160	702
Contributions and donations	14,739	17,816	11,686	(6,130)
Other local revenues	9,020	9,170	18,772	9,602
<i>Total revenues.</i>	<u>31,217</u>	<u>67,444</u>	<u>79,118</u>	<u>11,674</u>
Expenditures:				
Current:				
Instruction-regular:				
Purchased services	9,800	9,800	9,570	230
Materials and supplies.	2,875	5,565	3,964	1,601
Capital outlay	875	1,916	1,717	199
<i>Total instruction-regular.</i>	<u>13,550</u>	<u>17,281</u>	<u>15,251</u>	<u>2,030</u>
Instruction-special:				
Purchased services	14,100	13,470	12,915	555
Materials and supplies.	8,108	13,035	12,405	630
Capital outlay	6,184	2,434	2,433	1
Other	-	800	746	-
<i>Total instruction-special</i>	<u>28,392</u>	<u>29,739</u>	<u>28,499</u>	<u>1,186</u>
Support services-pupil:				
Salaries and wages	-	100	96	4
Fringe benefits	-	50	13	37
Purchased services	5,825	3,678	3,045	633
Materials and supplies.	11,964	17,604	13,701	3,903
Capital outlay	875	1,925	1,900	25
Other	7,166	15,994	12,657	3,337
<i>Total support services-pupil.</i>	<u>25,830</u>	<u>39,351</u>	<u>31,412</u>	<u>7,939</u>
Support services-instructional staff:				
Purchased services	350	1,210	613	597
<i>Total support services-instructional staff.</i>	<u>350</u>	<u>1,210</u>	<u>613</u>	<u>597</u>
<i>Total expenditures</i>	<u>68,122</u>	<u>87,581</u>	<u>75,775</u>	<u>11,752</u>
<i>Excess of revenues over (under) expenditures.</i>	<u>(36,905)</u>	<u>(20,137)</u>	<u>3,343</u>	<u>23,426</u>
Other financing (uses):				
Miscellaneous use of funds	(10)	(10)	-	10
<i>Total other financing (uses).</i>	<u>(10)</u>	<u>(10)</u>	<u>-</u>	<u>10</u>
<i>Net change in fund balance</i>	<u>(36,915)</u>	<u>(20,147)</u>	<u>3,343</u>	<u>23,436</u>
<i>Fund balance at beginning of year</i>	<u>134,572</u>	<u>134,572</u>	<u>134,572</u>	<u>-</u>
<i>Prior year encumbrances appropriated.</i>	<u>2,847</u>	<u>2,847</u>	<u>2,847</u>	<u>-</u>
<i>Fund balance at end of year.</i>	<u>\$ 100,504</u>	<u>\$ 117,272</u>	<u>\$ 140,762</u>	<u>\$ 23,436</u>

ROCKY RIVER CITY SCHOOL DISTRICT

FUND DESCRIPTION - NONMAJOR CAPITAL PROJECTS FUNDS

The capital projects funds accounts for financial resources to be used for the construction or acquisition of major capital facilities (other than those financed by proprietary funds and trust funds). A description of the District's nonmajor capital project funds follows:

Permanent Improvement Fund

A fund provided to account for all transactions related to the acquiring, construction, or improving of such permanent improvements.

Building Fund

This building fund is used to account for and report financial resources that are restricted, committed, or assigned to expenditure for capital outlays including the acquisition or construction of capital facilities or other capital assets.

**ROCKY RIVER CITY SCHOOL DISTRICT
CUYAHOGA COUNTY, OHIO**

COMBINING BALANCE SHEET
NONMAJOR CAPITAL PROJECTS FUNDS
JUNE 30, 2018

	Permanent Improvement	Building	Total Nonmajor Capital Projects Funds
Assets:			
Equity in pooled cash and investments.	\$ 354,384	\$ -	\$ 354,384
Cash with escrow agent.	-	3,828,219	3,828,219
Receivables:			
Property taxes	749,360	-	749,360
Payment in lieu of taxes.	2,359	-	2,359
	<u>\$ 1,106,103</u>	<u>\$ 3,828,219</u>	<u>\$ 4,934,322</u>
Total assets			
Liabilities:			
Accounts payable.	\$ -	\$ 3,953	\$ 3,953
Contracts payable.	-	180,376	180,376
Retainage payable.	-	127,342	127,342
Interfund loan payable	-	1,549,483	1,549,483
	<u>-</u>	<u>1,861,154</u>	<u>1,861,154</u>
Total liabilities.			
Deferred inflows of resources:			
Property tax levied for the next fiscal year.	640,230	-	640,230
Payment in lieu of taxes levied for the next fiscal year.	2,359	-	2,359
Delinquent property tax revenue not available	23,211	-	23,211
	<u>665,800</u>	<u>-</u>	<u>665,800</u>
Total deferred inflows of resources			
Fund Balances:			
Restricted:			
Capital improvements.	-	1,967,065	1,967,065
Committed:			
Capital improvements	440,303	-	440,303
	<u>440,303</u>	<u>1,967,065</u>	<u>2,407,368</u>
Total fund balances			
Total liabilities, deferred inflows and fund balances	<u>\$ 1,106,103</u>	<u>\$ 3,828,219</u>	<u>\$ 4,934,322</u>

**ROCKY RIVER CITY SCHOOL DISTRICT
CUYAHOGA COUNTY, OHIO**

COMBINING STATEMENT OF REVENUES, EXPENDITURES AND CHANGES IN FUND BALANCES
NONMAJOR CAPITAL PROJECTS FUNDS
FOR THE FISCAL YEAR ENDED JUNE 30, 2018

	Permanent Improvement	Building	Total Nonmajor Capital Projects Funds
Revenues:			
From local sources:			
Property taxes	\$ 624,347	\$ -	\$ 624,347
Payment in lieu of taxes	753	-	753
Earnings on investments	6,632	-	6,632
Rental income	48,375	146,588	194,963
Intergovernmental - state	49,519	-	49,519
Total revenue	<u>729,626</u>	<u>146,588</u>	<u>876,214</u>
Expenditures:			
Current:			
Instruction:			
Regular	36,368	340,190	376,558
Special	1	97,738	97,739
Other	-	804	804
Support services:			
Pupil	-	1,520	1,520
Administration	-	4,234	4,234
Fiscal	12,137	-	12,137
Operations and maintenance of plant	275,268	42,349	317,617
Pupil transportation	34,246	-	34,246
Central	-	65,444	65,444
Extracurricular activities	-	11,160	11,160
Facilities acquisition and construction	-	882,763	882,763
Debt service:			
Principal retirement	99,419	-	99,419
Interest and fiscal charges	38,697	6,558	45,255
Total expenditures	<u>496,136</u>	<u>1,452,760</u>	<u>1,948,896</u>
Excess of revenues over (under) expenditures	<u>233,490</u>	<u>(1,306,172)</u>	<u>(1,072,682)</u>
Other financing sources (uses):			
Transfers (out)	-	(1,005,707)	(1,005,707)
Inception of lease-purchase transaction	-	3,000,000	3,000,000
Total other financing sources (uses)	<u>-</u>	<u>1,994,293</u>	<u>1,994,293</u>
Net change in fund balances	233,490	688,121	921,611
Fund balances			
at beginning of year	<u>206,813</u>	<u>1,278,944</u>	<u>1,485,757</u>
Fund balances at end of year	<u>\$ 440,303</u>	<u>\$ 1,967,065</u>	<u>\$ 2,407,368</u>

**ROCKY RIVER CITY SCHOOL DISTRICT
CUYAHOGA COUNTY, OHIO**

SCHEDULE OF REVENUES, EXPENDITURES AND CHANGES IN
FUND BALANCE - BUDGET AND ACTUAL (NON-GAAP BUDGETARY BASIS)
PERMANENT IMPROVEMENTS FUND
FOR THE FISCAL YEAR ENDED JUNE 30, 2018

	Budgeted Amounts			Variance with Final Budget Positive (Negative)
	Original	Final	Actual	
Revenues:				
From local sources:				
Taxes	\$ 534,830	\$ 536,335	\$ 600,924	\$ 64,589
Earnings on investments	2,103	2,103	6,632	4,529
Rentals	192,821	192,821	194,963	2,142
Intergovernmental - state	46,500	46,500	49,519	3,019
<i>Total revenues.</i>	<u>776,254</u>	<u>777,759</u>	<u>852,038</u>	<u>74,279</u>
Expenditures:				
Current:				
Instruction-regular				
Purchased services	28,368	28,368	28,368	-
Capital outlay	108,000	62,201	9,259	52,942
<i>Total instruction-regular.</i>	<u>136,368</u>	<u>90,569</u>	<u>37,627</u>	<u>52,942</u>
Instruction-special				
Purchased services	138,117	138,117	138,117	-
<i>Total instruction-special.</i>	<u>138,117</u>	<u>138,117</u>	<u>138,117</u>	<u>-</u>
Support services-fiscal:				
Other	10,500	10,500	12,137	(1,637)
<i>Total support services-fiscal.</i>	<u>10,500</u>	<u>10,500</u>	<u>12,137</u>	<u>(1,637)</u>
Support services-operations and maintenance:				
Capital outlay	546,137	477,102	275,268	201,834
<i>Total support services-operations and maintenance.</i>	<u>546,137</u>	<u>477,102</u>	<u>275,268</u>	<u>201,834</u>
Support services-pupil transportation:				
Capital outlay	-	34,686	33,945	741
<i>Total support services-pupil transportation.</i>	<u>-</u>	<u>34,686</u>	<u>33,945</u>	<u>741</u>
Facilities acquisition and construction:				
Supplies	-	5,000	-	5,000
<i>Total facilities acquisition and construction.</i>	<u>-</u>	<u>5,000</u>	<u>-</u>	<u>5,000</u>
Debt service:				
Principal retirement	140,081	140,331	140,331	-
Interest and fiscal charges	10,709	6,558	6,558	-
<i>Total debt service.</i>	<u>150,790</u>	<u>146,889</u>	<u>146,889</u>	<u>-</u>
<i>Total expenditures.</i>	<u>981,912</u>	<u>902,863</u>	<u>643,983</u>	<u>258,880</u>
<i>Excess of revenues over (under) expenditures.</i>	<u>(205,658)</u>	<u>(125,104)</u>	<u>208,055</u>	<u>333,159</u>
Other financing (uses):				
Advances out	(135,478)	(135,478)	(135,478)	-
<i>Total other financing (uses).</i>	<u>(135,478)</u>	<u>(135,478)</u>	<u>(135,478)</u>	<u>-</u>
<i>Net change in fund balance.</i>	<u>(341,136)</u>	<u>(260,582)</u>	<u>72,577</u>	<u>333,159</u>
<i>Fund balance at beginning of year.</i>	<u>280,548</u>	<u>280,548</u>	<u>280,548</u>	<u>-</u>
<i>Fund balance at end of year.</i>	<u>\$ (60,588)</u>	<u>\$ 19,966</u>	<u>\$ 353,125</u>	<u>\$ 333,159</u>

**ROCKY RIVER CITY SCHOOL DISTRICT
CUYAHOGA COUNTY, OHIO**

SCHEDULE OF REVENUES, EXPENDITURES AND CHANGES IN
FUND BALANCE - BUDGET AND ACTUAL (NON-GAAP BUDGETARY BASIS)
BUILDING FUND
FOR THE FISCAL YEAR ENDED JUNE 30, 2018

	Budgeted Amounts		Actual	Variance with Final Budget Positive (Negative)
	Original	Final		
Expenditures:				
Current:				
Instruction-regular:				
Capital outlay	\$ 6,615	\$ 377,719	\$ 366,528	\$ 11,191
Total instruction-regular	<u>6,615</u>	<u>377,719</u>	<u>366,528</u>	<u>11,191</u>
Instruction-special				
Capital outlay	96,625	111,246	111,824	(578)
Total instruction-special	<u>96,625</u>	<u>111,246</u>	<u>111,824</u>	<u>(578)</u>
Instruction-other				
Capital outlay	-	804	804	-
Total instruction-other	<u>-</u>	<u>804</u>	<u>804</u>	<u>-</u>
Support services-pupil				
Capital outlay	-	1,520	1,520	-
Total support services-pupil	<u>-</u>	<u>1,520</u>	<u>1,520</u>	<u>-</u>
Support services-administration				
Capital outlay	-	4,234	4,234	-
Total support services-administration	<u>-</u>	<u>4,234</u>	<u>4,234</u>	<u>-</u>
Support services-operations and maintenance				
Capital outlay	-	42,318	42,349	(31)
Total support services-operations and maintenance	<u>-</u>	<u>42,318</u>	<u>42,349</u>	<u>(31)</u>

-- Continued

**ROCKY RIVER CITY SCHOOL DISTRICT
CUYAHOGA COUNTY, OHIO**

SCHEDULE OF REVENUES, EXPENDITURES AND CHANGES IN
FUND BALANCE - BUDGET AND ACTUAL (NON-GAAP BUDGETARY BASIS)
BUILDING FUND (CONTINUED)
FOR THE FISCAL YEAR ENDED JUNE 30, 2018

	<u>Budgeted Amounts</u>		<u>Actual</u>	<u>Variance with Final Budget Over (Under)</u>
	<u>Original</u>	<u>Final</u>		
Support services-central				
Capital outlay	\$ -	\$ 69,847	\$ 69,847	\$ -
Total support services-central	<u>-</u>	<u>69,847</u>	<u>69,847</u>	<u>-</u>
Extracurricular activities:				
Capital outlay	-	11,160	11,160	-
Total operation of non-instructional services	<u>-</u>	<u>11,160</u>	<u>11,160</u>	<u>-</u>
Facilities acquisition and construction:				
Capital outlay	1,068,990	3,264,709	3,083,401	181,308
Total facilities acquisition and construction.	<u>1,068,990</u>	<u>3,264,709</u>	<u>3,083,401</u>	<u>181,308</u>
<i>Total expenditures</i>	<u>1,172,230</u>	<u>3,883,557</u>	<u>3,691,667</u>	<u>191,890</u>
<i>Excess of revenues (under) expenditures</i>	<u>(1,172,230)</u>	<u>(3,883,557)</u>	<u>(3,691,667)</u>	<u>191,890</u>
Other financing sources (uses):				
Inception of lease-purchase	-	3,000,000	3,000,000	-
Transfers (out)	-	(1,005,707)	(1,005,707)	-
<i>Total other financing sources (uses)</i>	<u>-</u>	<u>1,994,293</u>	<u>1,994,293</u>	<u>-</u>
<i>Net change in fund balance</i>	<u>(1,172,230)</u>	<u>(1,889,264)</u>	<u>(1,697,374)</u>	<u>191,890</u>
<i>Fund balance at beginning of year</i>	1,829,985	1,829,985	1,829,985	-
<i>Prior year encumbrances appropriated.</i>	151,799	151,799	151,799	-
<i>Fund balance at end of year.</i>	<u>\$ 809,554</u>	<u>\$ 92,520</u>	<u>\$ 284,410</u>	<u>\$ 191,890</u>

ROCKY RIVER CITY SCHOOL DISTRICT

NONMAJOR INTERNAL SERVICE FUND - FUND DESCRIPTIONS

Internal Service Fund

An Internal Service Fund is used to account for the financing of services provided by one department to the other departments of the government or to other districts on a cost reimbursement basis.

Employee 125 Plan/Wellness Fund

This fund accounts for a flexible benefits plan offered to District employees, and for wellness benefits through the District's medical insurance.

**ROCKY RIVER CITY SCHOOL DISTRICT
CUYAHOGA COUNTY, OHIO**

SCHEDULE OF REVENUES, EXPENSES AND CHANGES IN
FUND EQUITY - BUDGET AND ACTUAL (NON-GAAP BUDGETARY BASIS)
EMPLOYEE 125 PLAN/WELLNESS FUND
FOR THE FISCAL YEAR ENDED JUNE 30, 2018

	Budgeted Amounts		Actual	Variance with Final Budget Positive (Negative)
	Original	Final		
Operating revenues:				
Charges for services.	\$ 160,000	\$ 173,900	\$ 177,920	\$ 4,020
<i>Total operating revenues</i>	<u>160,000</u>	<u>173,900</u>	<u>177,920</u>	<u>4,020</u>
Operating expenses:				
Fringe benefits	25,315	32,915	30,747	2,168
Other	<u>135,534</u>	<u>140,534</u>	<u>130,180</u>	<u>10,354</u>
<i>Total operating expenses</i>	<u>160,849</u>	<u>173,449</u>	<u>160,927</u>	<u>12,522</u>
<i>Net change in fund equity</i>	(849)	451	16,993	16,542
<i>Fund equity at beginning of year</i>	1,438	1,438	1,438	-
<i>Prior year encumbrances appropriated</i>	<u>849</u>	<u>849</u>	<u>849</u>	<u>-</u>
<i>Fund equity at end of year</i>	<u>\$ 1,438</u>	<u>\$ 2,738</u>	<u>\$ 19,280</u>	<u>\$ 16,542</u>

**ROCKY RIVER CITY SCHOOL DISTRICT
CUYAHOGA COUNTY, OHIO
FUND DESCRIPTIONS - FIDUCIARY FUNDS**

Fiduciary Funds

Fiduciary fund reporting focuses on net position and changes in net position. The fiduciary fund category is split into two classifications: private purpose trust and agency funds. Private purpose trust funds are used to account for assets held by the District under a trust agreement for individuals, private organizations, or other governments and are therefore not available to support the District's own programs. Agency funds are purely custodial (assets equal liabilities) and thus do not involve the measurement of results.

Private-Purpose Trust Fund

Special Trust Fund

A fund provided to account for monies set aside from endowments for scholarships for students enrolled in the District. The principal and income from such a fund may be expended.

Agency Funds

District Agency Fund

This fund accounts for Workers' Compensation premiums collected and remitted and for resources collected for various tournaments and remitted to the Ohio High School Athletic Association (OHSAA).

Student Managed Activities Fund

This fund accounts for those student activity programs which have student participation in the activity and have students involved in the management of the program.

**ROCKY RIVER CITY SCHOOL DISTRICT
CUYAHOGA COUNTY, OHIO**

SCHEDULE OF REVENUES, EXPENSES AND CHANGES IN
FUND EQUITY - BUDGET AND ACTUAL (NON-GAAP BUDGETARY BASIS)
SPECIAL TRUST FUND
FOR THE FISCAL YEAR ENDED JUNE 30, 2018

	Budgeted Amounts		Actual	Variance with Final Budget Positive (Negative)
	Original	Final		
Revenues:				
Interest	\$ -	\$ -	\$ 362	\$ 362
Contributions and donations	<u>21,000</u>	<u>22,460</u>	<u>29,884</u>	<u>7,424</u>
<i>Total revenues</i>	<u>21,000</u>	<u>22,460</u>	<u>30,246</u>	<u>7,786</u>
Expenses:				
Capital outlay.	-	216	-	216
Other	<u>21,000</u>	<u>29,625</u>	<u>29,624</u>	<u>1</u>
<i>Total expenses</i>	<u>21,000</u>	<u>29,841</u>	<u>29,624</u>	<u>217</u>
<i>Net change in fund equity.</i>	-	(7,381)	622	8,003
<i>Fund equity at beginning of year.</i>	<u>12,512</u>	<u>12,512</u>	<u>12,512</u>	<u>-</u>
<i>Fund equity at end of year</i>	<u>\$ 12,512</u>	<u>\$ 5,131</u>	<u>\$ 13,134</u>	<u>\$ 8,003</u>

**ROCKY RIVER CITY SCHOOL DISTRICT
CUYAHOGA COUNTY, OHIO**

COMBINING STATEMENT OF CHANGES IN ASSETS AND LIABILITIES
AGENCY FUNDS
FOR THE FISCAL YEAR ENDED JUNE 30, 2018

	Beginning Balance July 1, 2017	Additions	Deletions	Ending Balance July 1, 2018
District Agency				
Assets:				
Equity in pooled cash and investments	\$ 85,049	\$ 153,581	\$ 128,464	\$ 110,166
Total assets	<u>\$ 85,049</u>	<u>\$ 153,581</u>	<u>\$ 128,464</u>	<u>\$ 110,166</u>
Liabilities:				
Intergovernmental payable.	\$ 85,049	\$ 153,581	\$ 128,464	\$ 110,166
Total liabilities	<u>\$ 85,049</u>	<u>\$ 153,581</u>	<u>\$ 128,464</u>	<u>\$ 110,166</u>
 Student Managed Activities				
Assets:				
Equity in pooled cash and investments	\$ 129,829	\$ 109,186	\$ 91,525	\$ 147,490
Total assets	<u>\$ 129,829</u>	<u>\$ 109,186</u>	<u>\$ 91,525</u>	<u>\$ 147,490</u>
Liabilities:				
Due to students.	\$ 129,829	\$ 109,186	\$ 91,525	\$ 147,490
Total liabilities	<u>\$ 129,829</u>	<u>\$ 109,186</u>	<u>\$ 91,525</u>	<u>\$ 147,490</u>
 Total - All Agency Funds				
Assets:				
Equity in pooled cash and investments	\$ 214,878	\$ 262,767	\$ 219,989	\$ 257,656
Total assets	<u>\$ 214,878</u>	<u>\$ 262,767</u>	<u>\$ 219,989</u>	<u>\$ 257,656</u>
Liabilities:				
Intergovernmental payable.	\$ 85,049	\$ 153,581	\$ 128,464	\$ 110,166
Due to students	<u>129,829</u>	<u>109,186</u>	<u>91,525</u>	<u>147,490</u>
Total liabilities.	<u>\$ 214,878</u>	<u>\$ 262,767</u>	<u>\$ 219,989</u>	<u>\$ 257,656</u>

Comprehensive Annual Financial Report
For the fiscal year ended June 30, 2018

Statistical Section



Siena Roselli
Grade 7

ROCKY RIVER CITY SCHOOL DISTRICT
Cuyahoga County, Ohio

**ROCKY RIVER CITY SCHOOL DISTRICT
CUYAHOGA COUNTY, OHIO**

STATISTICAL SECTION

This part of the Rocky River City School District's comprehensive annual financial report presents detailed information as a context for understanding what the information in the financial statements, note disclosures, and required supplementary information says about the District's overall financial health.

<u>Contents</u>	<u>Page</u>
Financial Trends These schedules contain trend information to help the reader understand how the District's financial performance and well-being have changed over time.	170-181
Revenue Capacity These schedules contain information to help the reader assess the District's most significant local revenue source, the property tax.	182-189
Debt Capacity These schedules present information to help the reader assess the affordability of the District's current levels of outstanding debt and the District's ability to issue additional debt in the future.	190-193
Demographic and Economic Information These schedules offer demographic and economic indicators to help the reader understand the environment within which the District's financial activities take place.	194-195
Operating Information These schedules contain service and infrastructure data to help the reader understand how the information in the District's financial report relates to the services the District provides and the activities it performs.	196-207

Sources: Sources are noted on the individual schedules.

**ROCKY RIVER CITY SCHOOL DISTRICT
CUYAHOGA COUNTY, OHIO**

NET POSITION BY COMPONENT
LAST TEN FISCAL YEARS
(ACCRUAL BASIS OF ACCOUNTING)

	<u>2018</u>	<u>2017 (3)</u>	<u>2016</u>	<u>2015</u>
Governmental activities				
Net investment in capital assets	\$ 10,275,644	\$ 7,436,321	\$ 7,937,930	\$ 7,029,479
Restricted	5,936,405	6,300,947	5,459,290	4,432,950
Unrestricted	(42,794,371)	(60,499,543)	(41,262,947)	(43,377,711)
Total governmental activities net position	<u>\$ (26,582,322)</u>	<u>\$ (46,762,275)</u>	<u>\$ (27,865,727)</u>	<u>\$ (31,915,282)</u>

Source: School District financial records.

Note (1) New terminology in accordance with GASB Statement No. 63 which was implemented in 2013.
Amounts for 2012 and 2011 have been restated to reflect the implementation of GASB Statement No. 65.

Note (2) The District implemented GASB Statement No. 68 and 71 in 2015.
Amounts for 2014 have been restated to reflect the implementation of these statements.

Note (3) The District implemented GASB Statement No. 75 in 2018.
Amounts for 2017 have been restated to reflect the implementation of these statements.

<u>2014 (2)</u>	<u>2013</u>	<u>2012 (1)</u>	<u>2011 (1)</u>	<u>2010</u>	<u>2009</u>
\$ 8,623,122	\$ 9,527,711	\$ 9,666,718	\$ 9,282,817	\$ 10,925,096	\$ 10,230,730
3,210,557	2,786,843	2,925,573	4,054,466	5,547,810	4,906,042
(45,895,435)	658,256	(628,426)	(2,556,104)	(4,666,245)	(5,525,069)
<u>\$ (34,061,756)</u>	<u>\$ 12,972,810</u>	<u>\$ 11,963,865</u>	<u>\$ 10,781,179</u>	<u>\$ 11,806,661</u>	<u>\$ 9,611,703</u>

**ROCKY RIVER CITY SCHOOL DISTRICT
CUYAHOGA COUNTY, OHIO**

CHANGES IN NET POSITION
LAST TEN FISCAL YEARS
(ACCRUAL BASIS OF ACCOUNTING)

	<u>2018</u>	<u>2017</u>	<u>2016</u>	<u>2015</u>
Expenses				
Governmental activities:				
Instruction:				
Regular	\$ 8,090,869	\$ 19,307,806	\$ 17,091,513	\$ 16,546,508
Special	3,509,742	6,713,613	5,528,063	5,294,245
Vocational	647,675	567,967	575,640	571,305
Other	188,841	549,894	482,378	378,902
Support services:				
Pupil	1,442,568	2,811,087	2,271,806	2,278,495
Instructional staff	666,999	953,686	958,588	898,872
Board of education	32,277	48,981	39,207	43,966
Administration	1,008,802	2,690,493	2,393,423	2,262,717
Fiscal	991,036	1,288,588	1,151,899	1,127,433
Business	328,344	336,886	621,087	672,249
Operations and maintenance	3,210,899	3,837,449	3,903,847	3,894,476
Pupil transportation	1,033,757	1,825,510	1,696,185	1,852,909
Central	938,451	1,249,020	1,098,364	1,101,607
Operation of non-instructional services:				
Food service operations	302,939	515,304	455,659	435,311
Other non-instructional services	1,542,790	1,673,845	1,538,558	1,746,340
Extracurricular activities	1,101,585	1,839,512	1,723,651	1,925,428
Interest and fiscal charges	1,766,519	1,845,834	1,992,131	2,588,663
Total governmental activities expenses	<u>26,804,093</u>	<u>48,055,475</u>	<u>43,521,999</u>	<u>43,619,426</u>

<u>2014</u>	<u>2013</u>	<u>2012</u>	<u>2011</u>	<u>2010</u>	<u>2009</u>
\$ 16,298,898	\$ 15,417,387	\$ 14,736,546	\$ 16,667,445	\$ 15,090,090	\$ 14,733,245
5,449,465	4,540,779	4,255,107	4,360,242	4,802,387	4,068,587
626,356	524,835	559,365	423,993	462,821	397,153
31,647	40,578	38,196	30,088	53,441	29,452
2,314,205	2,161,345	2,160,361	2,639,569	1,985,548	1,861,316
859,521	1,472,831	1,470,997	677,425	1,101,615	874,144
37,217	33,534	37,005	36,911	34,022	41,586
2,096,746	1,995,774	1,841,920	2,104,742	1,889,108	2,150,914
1,042,007	1,011,056	1,056,593	814,365	864,956	757,846
596,468	602,245	533,510	548,013	462,926	466,440
4,499,876	3,923,545	3,565,530	4,085,468	3,732,605	4,030,992
2,210,219	1,791,764	1,804,987	1,803,409	1,505,943	1,608,530
1,078,882	1,104,954	870,089	678,328	801,557	757,888
486,890	449,119	433,770	459,911	459,772	446,698
1,322,546	1,583,653	1,439,606	1,731,691	1,346,330	1,705,982
1,697,129	1,480,834	1,291,766	1,394,445	1,108,610	1,206,220
2,852,591	2,932,133	3,085,191	2,738,383	1,089,502	1,195,718
<u>43,500,663</u>	<u>41,066,366</u>	<u>39,180,539</u>	<u>41,194,428</u>	<u>36,791,233</u>	<u>36,332,711</u>

-- Continued

**ROCKY RIVER CITY SCHOOL DISTRICT
CUYAHOGA COUNTY, OHIO**

CHANGES IN NET POSITION - (CONTINUED)
LAST TEN FISCAL YEARS
(ACCRUAL BASIS OF ACCOUNTING)

Program Revenues	<u>2018</u>	<u>2017</u>	<u>2016</u>	<u>2015</u>
Governmental activities:				
Charges for services:				
Instruction:				
Regular	\$ 501,023	\$ 366,065	\$ 253,054	\$ 332,047
Special	70,624	13,226	3,799	7,528
Support services:				
Pupil	142,780	155,167	154,796	113,570
Instructional staff	2,572	305	1,744	777
Board of education	-	-	-	-
Administration	-	-	-	-
Fiscal	5,324	7,593	288	1,212
Business	-	-	-	-
Operations and maintenance	182,604	139,807	184,144	367,036
Pupil transportation	80,920	72,333	56,084	47,669
Central	6,888	6,254	4,349	5,818
Operation of non-instructional services:				
Food service operations	365,509	367,643	359,323	312,307
Other non-instructional services	26,720	25,584	28,150	32,031
Extracurricular activities	256,651	248,770	366,800	369,914
Operating grants and contributions:				
Instruction:				
Regular	61,848	84,299	86,272	59,751
Special	927,270	938,068	882,199	836,860
Vocational	2,964	2,962	3,022	3,782
Support services:				
Pupil	192,810	198,734	209,450	222,361
Instructional staff	33,504	30,485	29,155	33,347
Administration	-	-	-	-
Business	1,038	-	-	-
Operations and maintenance	3,780	2,569	-	18,423
Pupil transportation	140,179	218,435	124,038	150,268
Central	103	324	17	-
Operation of non-instructional services:				
Food service operations	127,643	146,921	103,178	119,743
Other non-instructional services	1,390,846	1,582,125	1,550,917	1,571,728
Extracurricular activities	135,908	122,744	132,802	116,957
Capital grants and contributions:				
Instruction:				
Regular	-	-	2,000	7,000
Support services:				
Operations and maintenance	-	-	-	16,175
Pupil transportation	-	-	-	-
Extracurricular activities	-	-	-	7,500
Total governmental program revenues	<u>4,659,508</u>	<u>4,730,413</u>	<u>4,535,581</u>	<u>4,753,804</u>
Net (Expense)/Revenue				
Governmental activities	<u>\$ (22,144,585)</u>	<u>\$ (43,325,062)</u>	<u>\$ (38,986,418)</u>	<u>\$ (38,865,622)</u>

<u>2014</u>	<u>2013</u>	<u>2012</u>	<u>2011</u>	<u>2010</u>	<u>2009</u>
\$ 343,724	\$ 421,296	\$ 367,012	\$ 404,870	\$ 470,407	\$ 304,643
-	6,176	30,042	-	698	-
116,031	141,136	74,489	74,474	142,131	62,949
201	-	-	-	47,800	-
-	-	-	-	555	-
605	-	-	43,429	-	2,272
1,188	3,198	12,151	9,619	-	3,186
13,182	17,456	67,312	61,696	1,043	-
14,899	-	16,646	53,775	133,966	191,234
124,667	54,696	53,567	6,947	2,710	83,687
9,416	11,999	-	-	12,018	12,235
279,003	303,142	300,500	317,847	327,170	351,342
39,280	27,531	26,738	29,156	11,248	31,665
287,251	275,558	209,067	372,949	193,277	327,396
94,731	89,649	48,282	228,097	170,212	108,650
1,039,051	572,528	510,184	825,341	1,151,662	751,431
4,438	-	-	-	-	-
264,780	240,918	217,192	330,673	49,130	73,944
43,232	121,831	115,283	86,519	60,014	68,877
-	-	-	4,138	1,088	-
-	2,334	-	-	-	-
-	9,336	-	-	-	-
142,774	119,369	110,365	95,618	107,742	99,680
-	-	-	6,145	5,000	7,937
99,674	90,694	116,327	112,829	110,176	111,136
1,474,629	1,422,990	1,431,212	1,397,654	1,485,982	1,491,222
114,758	117,985	87,435	18,441	66,989	10,794
-	40,274	-	-	-	-
142,070	-	-	-	-	-
-	-	-	-	-	22,028
-	-	-	-	-	-
<u>4,649,584</u>	<u>4,090,096</u>	<u>3,793,804</u>	<u>4,480,217</u>	<u>4,551,018</u>	<u>4,116,308</u>
<u>\$ (38,851,079)</u>	<u>\$ (36,976,270)</u>	<u>\$ (35,386,735)</u>	<u>\$ (36,714,211)</u>	<u>\$ (32,240,215)</u>	<u>\$ (32,216,403)</u>

-- Continued

**ROCKY RIVER CITY SCHOOL DISTRICT
CUYAHOGA COUNTY, OHIO**

CHANGES IN NET POSITION - (CONTINUED)
LAST TEN FISCAL YEARS
(ACCRUAL BASIS OF ACCOUNTING)

	<u>2018</u>	<u>2017</u>	<u>2016</u>	<u>2015</u>
General Revenues and Other Changes in Net Position				
Governmental activities:				
Property taxes levied for:				
General purposes	\$ 32,438,618	\$ 26,689,995	\$ 31,323,703	\$ 29,517,041
Debt service	2,372,836	3,835,280	4,661,835	4,170,723
Capital outlay	634,832	298,684	359,481	320,871
Payments in lieu of taxes	107,689	-	-	-
Grants and entitlements not restricted to specific programs	6,352,566	6,474,502	6,413,061	6,698,371
Investment earnings	178,329	107,115	95,231	73,717
Gain on sale of lease revenue	-	-	-	-
Gain on sale of capital assets	-	-	47,358	-
Miscellaneous	239,668	177,688	135,304	231,373
Total governmental activities	<u>42,324,538</u>	<u>37,583,264</u>	<u>43,035,973</u>	<u>41,012,096</u>
Change in Net Position				
Governmental activities	<u>\$ 20,179,953</u>	<u>\$ (5,741,798)</u>	<u>\$ 4,049,555</u>	<u>\$ 2,146,474</u>

Source: School District financial records.

<u>2014</u>	<u>2013</u>	<u>2012</u>	<u>2011</u>	<u>2010</u>	<u>2009</u>
\$ 30,643,867	\$ 26,812,721	\$ 25,455,709	\$ 25,017,106	\$ 25,250,490	\$ 24,814,979
4,289,516	3,757,568	3,876,812	3,494,806	2,817,174	3,016,324
249,019	-	-	-	-	-
-	-	-	-	-	-
6,770,388	6,615,122	6,828,628	7,196,864	6,227,352	5,891,502
46,764	64,417	158,482	166,881	81,327	142,032
-	495,579	-	-	-	-
-	-	-	-	-	-
<u>407,580</u>	<u>239,808</u>	<u>249,790</u>	<u>203,200</u>	<u>58,830</u>	<u>94,749</u>
<u>42,407,134</u>	<u>37,985,215</u>	<u>36,569,421</u>	<u>36,078,857</u>	<u>34,435,173</u>	<u>33,959,586</u>
<u>\$ 3,556,055</u>	<u>\$ 1,008,945</u>	<u>\$ 1,182,686</u>	<u>\$ (635,354)</u>	<u>\$ 2,194,958</u>	<u>\$ 1,743,183</u>

**ROCKY RIVER CITY SCHOOL DISTRICT
CUYAHOGA COUNTY, OHIO**

FUND BALANCES, GOVERNMENTAL FUNDS
LAST TEN FISCAL YEARS
(MODIFIED ACCRUAL BASIS OF ACCOUNTING)

	<u>2018</u>	<u>2017</u>	<u>2016</u>	<u>2015</u>
General Fund:				
Nonspendable	\$ 162,384	\$ 126,008	\$ 199,985	\$ 185,417
Assigned	737,205	789,323	1,348,877	1,845,865
Unassigned	7,341,853	6,470,982	9,432,384	7,097,332
Reserved	-	-	-	-
Unreserved (deficit)	-	-	-	-
	<u>8,241,442</u>	<u>7,386,313</u>	<u>10,981,246</u>	<u>9,128,614</u>
Total general fund	<u>\$ 8,241,442</u>	<u>\$ 7,386,313</u>	<u>\$ 10,981,246</u>	<u>\$ 9,128,614</u>
All Other Governmental Funds:				
Nonspendable	\$ 1,318	\$ 2,960	\$ 974	\$ 718
Restricted	5,998,192	6,579,423	5,667,592	4,758,961
Committed	455,750	218,940	9,065	23,970
Unassigned (deficit)	(29,139)	(22,498)	(184,780)	(6,776)
Reserved	-	-	-	-
Unreserved, reported in:				
Special revenue funds	-	-	-	-
Capital projects funds	-	-	-	-
	<u>6,426,121</u>	<u>6,778,825</u>	<u>5,492,851</u>	<u>4,776,873</u>
Total all other governmental funds	<u>\$ 6,426,121</u>	<u>\$ 6,778,825</u>	<u>\$ 5,492,851</u>	<u>\$ 4,776,873</u>
Total governmental funds	<u>\$ 14,667,563</u>	<u>\$ 14,165,138</u>	<u>\$ 16,474,097</u>	<u>\$ 13,905,487</u>

Source: School District financial records.

Note (1): In fiscal year 2011, the District has implemented GASB 54, which reclassified fund balances and some fund types to the general fund.

<u>2014</u>	<u>2013</u>	<u>2012</u>	<u>2011 (1)</u>	<u>2010</u>	<u>2009</u>
\$ 58,976	\$ 44,111	\$ 56,091	\$ 65,417	\$ -	\$ -
528,029	541,757	1,219,015	1,220,021	-	-
6,883,904	2,546,542	733,396	359,644	-	-
-	-	-	-	3,787,100	4,097,095
-	-	-	-	(3,416,462)	(4,378,385)
<u>\$ 7,470,909</u>	<u>\$ 3,132,410</u>	<u>\$ 2,008,502</u>	<u>\$ 1,645,082</u>	<u>\$ 370,638</u>	<u>\$ (281,290)</u>
\$ 790	\$ 873	\$ 9,808	\$ 14,767	\$ -	\$ -
3,768,459	8,582,860	22,932,638	41,177,372	-	-
437,820	602,245	68,519	56,079	-	-
(5,084)	(6,106)	(3,541)	(2,264)	-	-
-	-	-	-	4,729,827	4,637,940
-	-	-	-	595,369	157,608
-	-	-	-	(846,687)	(559,461)
<u>\$ 4,201,985</u>	<u>\$ 9,179,872</u>	<u>\$ 23,007,424</u>	<u>\$ 41,245,954</u>	<u>\$ 4,478,509</u>	<u>\$ 4,236,087</u>
<u>\$ 11,672,894</u>	<u>\$ 12,312,282</u>	<u>\$ 25,015,926</u>	<u>\$ 42,891,036</u>	<u>\$ 4,849,147</u>	<u>\$ 3,954,797</u>

ROCKY RIVER CITY SCHOOL DISTRICT
CUYAHOGA COUNTY, OHIO
 CHANGES IN FUND BALANCES, GOVERNMENTAL FUNDS
 LAST TEN FISCAL YEARS
 (MODIFIED ACCRUAL BASIS OF ACCOUNTING)

	<u>2018</u>	<u>2017</u>	<u>2016</u>	<u>2015</u>
Revenues				
From local sources:				
Property taxes	\$ 35,548,181	\$ 30,837,750	\$ 36,291,859	\$ 34,070,103
Payment in lieu of taxes	107,689	-	-	-
Tuition	403,932	193,822	65,712	130,422
Transportation fees	65,898	74,079	64,073	57,891
Earnings on investments	186,883	118,459	94,265	70,043
Charges for services	365,509	367,643	348,458	312,307
Extracurricular activities	315,480	304,111	391,027	378,655
Classroom materials and fees	218,045	212,573	236,165	194,115
Contributions and donations	105,213	125,642	157,015	138,762
Rental income	218,904	214,859	200,034	215,630
Contract services	53,387	62,319	108,476	130,875
Other local revenues	231,473	243,526	230,771	314,300
Intergovernmental - Intermediate	-	-	-	-
Intergovernmental - State	7,558,465	7,776,501	7,656,758	7,731,072
Intergovernmental - Federal	1,603,030	1,792,070	1,611,986	1,888,511
Total revenues	<u>46,982,089</u>	<u>42,323,354</u>	<u>47,456,599</u>	<u>45,632,686</u>
Expenditures				
Current:				
Instruction:				
Regular	17,212,053	16,864,012	16,220,433	15,489,863
Special	6,391,689	5,955,869	5,393,621	5,115,014
Vocational	632,171	540,859	549,687	545,158
Other	515,141	515,041	459,907	322,928
Current:				
Pupil	2,624,818	2,512,204	2,300,683	2,270,790
Instructional staff	932,219	853,338	944,928	838,728
Board of education	39,939	45,599	36,254	40,989
Administration	2,334,012	2,279,442	2,349,706	2,195,048
Fiscal	1,266,821	1,156,463	1,105,800	1,076,153
Business	419,973	471,933	526,389	546,672
Operations and maintenance	4,264,023	3,918,522	4,426,113	3,781,541
Pupil transportation	1,601,581	1,892,881	1,667,101	1,621,945
Central	791,777	726,897	669,544	659,067
Operation of non-instructional services:				
Food service operations	468,705	458,771	427,629	398,302
Other non-instructional services	1,561,652	1,616,783	1,467,995	1,639,375
Extracurricular activities	1,615,369	1,561,844	1,564,410	1,727,562
Facilities acquisitions and construction	911,409	290,934	8,870	836,697
Debt service:				
Principal retirement	4,260,759	2,960,900	2,811,936	1,947,298
Interest and fiscal charges	1,762,830	1,800,365	2,019,518	2,358,615
Bond issuance costs	-	65,195	-	300,739
Total expenditures	<u>49,606,941</u>	<u>46,487,852</u>	<u>44,950,524</u>	<u>43,712,484</u>
Excess of revenues over (under) expenditures	(2,624,852)	(4,164,498)	2,506,075	1,920,202
Other Financing Sources (Uses)				
Transfers in	1,225,000	125,000	100,400	124,000
Transfers (out)	(1,225,000)	(125,000)	(100,400)	(124,000)
Inception of lease-purchase transactions	3,000,000	2,266,000	-	-
Insurance proceeds	127,277	-	-	-
Sale of capital assets	-	19,744	62,535	10,799
Premium on bonds issued	-	500,191	-	837,902
Issuance of bonds	-	7,440,000	-	28,250,000
Payment to refunded bond escrow agent	-	(8,370,396)	-	(28,786,310)
Total other financing sources (uses)	<u>3,127,277</u>	<u>1,855,539</u>	<u>62,535</u>	<u>312,391</u>
Net change in fund balances	<u>\$ 502,425</u>	<u>\$ (2,308,959)</u>	<u>\$ 2,568,610</u>	<u>\$ 2,232,593</u>
Capital expenditures (included in expenditures above)	1,092,816	1,523,070	1,210,801	850,762
Debt service principal and interest as a percentage of noncapital expenditures	12.42%	10.59%	11.05%	10.05%

Source: School District financial records.

	<u>2014</u>	<u>2013</u>	<u>2012</u>	<u>2011</u>	<u>2010</u>	<u>2009</u>
\$	35,291,160	\$ 30,960,931	\$ 28,831,318	\$ 28,521,440	\$ 27,857,601	\$ 28,099,864
	-	-	-	-	-	-
	126,906	84,547	88,948	69,593	62,507	75,650
	54,372	78,071	9,088	7,004	7,308	13,819
	45,442	85,906	159,598	150,324	83,742	144,994
	279,003	303,142	300,500	317,847	327,170	351,342
	268,776	290,281	199,979	281,985	193,618	261,450
	212,639	200,480	247,676	257,072	213,890	217,594
	163,651	168,669	70,922	269,203	136,144	122,470
	217,150	245,982	239,878	98,075	338,166	295,270
	100,601	116,085	105,055	103,098	161,023	-
	537,491	785,111	312,798	287,160	158,195	310,233
	-	-	38,866	-	-	-
	7,618,520	6,952,881	7,071,095	7,711,068	7,630,815	7,402,508
	2,190,815	2,202,342	2,404,810	2,418,011	1,596,002	1,063,772
	<u>47,106,526</u>	<u>42,474,428</u>	<u>40,080,531</u>	<u>40,491,880</u>	<u>38,766,181</u>	<u>38,358,966</u>
	15,024,382	15,372,846	14,512,892	15,293,849	14,410,989	14,417,955
	5,158,739	4,334,903	4,068,858	4,228,153	4,586,956	3,923,212
	603,251	509,236	537,264	407,817	445,609	378,009
	30,480	39,439	40,233	28,808	51,038	28,300
	2,179,148	2,194,626	2,212,290	2,367,578	1,951,138	1,819,965
	813,764	1,419,784	1,417,043	712,031	1,009,683	815,644
	35,077	32,012	35,785	35,503	32,757	40,458
	1,986,935	1,880,084	1,818,026	2,059,252	1,932,072	1,924,195
	1,004,009	974,167	1,012,905	781,896	824,275	726,228
	614,260	597,525	520,189	492,901	447,419	445,663
	3,895,820	3,649,831	3,406,352	3,617,987	3,643,025	3,812,350
	2,036,363	1,635,614	1,733,713	1,635,298	1,441,001	1,631,701
	712,571	766,496	743,407	689,364	740,188	712,942
	420,881	419,234	433,324	442,084	442,056	470,604
	1,269,621	1,627,731	1,358,160	1,665,163	1,320,582	1,644,408
	1,481,407	1,496,981	1,191,961	1,343,061	1,097,727	1,202,554
	6,336,134	14,273,590	17,339,334	4,885,284	331,290	75,280
	1,892,300	1,758,871	2,583,193	2,526,880	2,442,268	2,324,123
	2,840,827	2,921,922	3,001,103	2,290,403	721,758	797,726
	-	-	-	435,150	-	-
	<u>48,335,969</u>	<u>55,904,892</u>	<u>57,966,032</u>	<u>45,938,462</u>	<u>37,871,831</u>	<u>37,191,317</u>
	(1,229,443)	(13,430,464)	(17,885,501)	(5,446,582)	894,350	1,167,649
	310,000	60,000	50,000	30,378	210,926	31,000
	(310,000)	(60,000)	(50,000)	(30,378)	(210,926)	(31,000)
	569,487	725,000	-	100,000	-	321,818
	-	-	-	-	-	-
	20,568	1,820	10,391	-	-	-
	-	-	-	443,449	-	-
	-	-	-	42,900,000	-	-
	-	-	-	-	-	-
	<u>590,055</u>	<u>726,820</u>	<u>10,391</u>	<u>43,443,449</u>	<u>-</u>	<u>321,818</u>
\$	<u>(639,388)</u>	<u>(12,703,644)</u>	<u>(17,875,110)</u>	<u>\$ 37,996,867</u>	<u>\$ 894,350</u>	<u>\$ 1,489,467</u>
	5,792,412	15,119,412	17,631,972	4,885,284	597,337	768,906
	11.13%	11.48%	13.85%	11.73%	8.49%	8.57%

**ROCKY RIVER CITY SCHOOL DISTRICT
CUYAHOGA COUNTY, OHIO**

ASSESSED VALUATION AND ESTIMATED ACTUAL VALUE OF TAXABLE PROPERTY
LAST TEN YEARS

Collection Year	Real Property		Tangible Personal Property		Public Utility	
	Assessed Value	Estimated Actual Value (1)	Assessed Value	Estimated Actual Value (1)	Assessed Value	Estimated Actual Value (1)
2018	\$ 773,047,770	\$ 2,208,707,914	\$ -	\$ -	\$ 10,486,080	\$ 11,916,000
2017	773,143,600	2,208,981,714	-	-	9,792,220	11,127,523
2016 (3)	762,010,490	2,177,172,829	-	-	9,249,080	10,510,318
2015	705,022,610	2,014,350,314	-	-	9,091,230	10,330,943
2014	699,150,170	1,997,571,914	-	-	8,655,880	9,836,227
2013 (2)	697,315,460	1,992,329,886	-	-	7,754,640	8,812,091
2012	699,829,940	1,999,514,114	-	-	7,105,100	8,073,977
2011	703,240,090	2,009,257,400	-	-	6,831,460	7,763,023
2010 (3)	708,948,780	2,025,567,943	-	-	6,680,600	7,591,591
2009	735,800,820	2,102,288,057	4,651,620	74,425,920	6,322,670	7,184,852

Source: Cuyahoga County Fiscal Officer's Office.

Note (1): This amount is calculated based on the following percentages:

Real estate is assessed at 35% of actual value.

Public utility personal is assessed at 88% of actual value.

Tangible personal property, including inventory, was eliminated in tax year 2009 (collection year 2010).

Note (2): Reappraisal of property values.

Note (3): Triennial update of property values.

Total			
Assessed Value	Estimated Actual Value	%	Direct Tax Rates
\$ 783,533,850	\$ 2,220,623,914	35.28%	90.97
782,935,820	2,220,109,237	35.27%	89.55
771,259,570	2,187,683,147	35.25%	89.55
714,113,840	2,024,681,257	35.27%	89.55
707,806,050	2,007,408,142	35.26%	89.55
705,070,100	2,001,141,977	35.23%	89.45
706,935,040	2,007,588,092	35.21%	84.35
710,071,550	2,017,020,423	35.20%	84.30
715,629,380	2,033,159,534	35.20%	82.70
746,775,110	2,183,898,829	34.19%	82.70

**ROCKY RIVER CITY SCHOOL DISTRICT
CUYAHOGA COUNTY, OHIO**

DIRECT AND OVERLAPPING PROPERTY TAX RATES
(RATE PER \$1,000 OF ASSESSED VALUE)
LAST TEN YEARS

Tax Year/ Collection Year	Overlapping Rates			Direct Rates				Total
	County (1)	Library	City	Voted			Unvoted	
				General	Bond	Permanent Improvement		
2017/2018	21.43	6.10	10.80	82.90	2.50	0.50	5.07	90.97
2016/2017	20.93	6.10	10.80	78.50	6.48	-	4.57	89.55
2015/2016	20.93	6.10	10.90	78.50	6.48	-	4.57	89.55
2014/2015	20.93	6.10	10.90	78.50	6.48	-	4.57	89.55
2013/2014	18.10	6.10	10.90	78.50	6.48	-	4.57	89.55
2012/2013	18.50	6.10	10.90	78.50	6.38	-	4.57	89.45
2011/2012	18.30	6.10	10.90	73.60	6.18	-	4.57	84.35
2010/2011	18.40	6.10	10.90	73.60	6.13	-	4.57	84.30
2009/2010	18.10	6.10	10.90	73.60	4.53	-	4.57	82.70
2008/2009	18.10	6.10	10.90	73.55	4.58	-	4.57	82.70

Source: Cuyahoga County Fiscal Officer's Office.

Note (1): Includes Cleveland Metropolitan Park District, Cuyahoga County College District, and Cleveland-Cuyahoga County Port Authority.

**ROCKY RIVER CITY SCHOOL DISTRICT
CUYAHOGA COUNTY, OHIO**

PRINCIPAL TAXPAYERS
REAL ESTATE TAX
DECEMBER 31, 2017 AND DECEMBER 31, 2008

December 31, 2017			
Taxpayer	Taxable Assessed Value	Rank	Percentage of Total Real Estate Assessed Value
Inland Westgate, LLC	\$ 21,715,900	1	2.81%
Rocky River Apartments, LLC	8,301,830	2	1.07%
Westwood Town Center LLC	7,258,590	3	0.94%
Beachcliff Properties Limited Partnership	4,051,740	4	0.52%
Target Corporation	3,778,250	5	0.49%
SPK Perrysburg Associates LLC	3,453,870	6	0.45%
Westwood Country Club	2,899,760	7	0.38%
Presidential Apts Ltd	2,884,040	8	0.37%
Normandy Assoc Ltd Partn	2,802,880	9	0.36%
W&F Plaza Investments Ltd.	2,750,980	10	0.36%
Total	<u>\$ 59,897,840</u>		<u>7.74%</u>
Total Real Estate Valuation	<u>\$ 773,047,770</u>		

December 31, 2008			
Taxpayer	Taxable Assessed Value	Rank	Percentage of Total Real Estate Assessed Value
Westgate Mall, LLC	\$ 12,876,330	1	1.75%
Westwood Town Center	7,274,720	2	0.99%
Cleveland Electric Illuminating Co.	5,474,660	3	0.74%
Normandy Associates, Ltd.	5,324,110	4	0.72%
Beachcliff Properties	4,009,750	5	0.54%
Presidential Apartments Ltd.	3,992,940	6	0.54%
Westwood Country Club	3,278,840	7	0.45%
W & F Plaza Investments	2,624,310	8	0.36%
Linden Apartments Co.	2,548,600	9	0.35%
Gross Management, Inc.	2,500,790	10	0.34%
Total	<u>\$ 49,905,050</u>		<u>6.78%</u>
Total Real Estate Valuation	<u>\$ 735,800,820</u>		

Source: Cuyahoga County Fiscal Officer's Office.

**ROCKY RIVER CITY SCHOOL DISTRICT
CUYAHOGA COUNTY, OHIO**

PRINCIPAL TAXPAYERS
TANGIBLE PERSONAL PROPERTY AND PUBLIC UTILITY PROPERTY TAX
DECEMBER 31, 2017 AND DECEMBER 31, 2008

December 31, 2017			
Taxpayer	Taxable Assessed Value	Rank	Percentage of Total Tangible Personal Property and Public Utility Assessed Value
Cleveland Electric Illuminating Company	\$ 7,481,900	1	71.35%
American Transmission Systems Company	1,988,670	2	18.96%
East Ohio Gas Company	1,015,510	3	9.68%
Total	\$ 10,486,080		100.00%
Total Tangible Personal Property and Public Utility Assessed Valuation	\$ 10,486,080		

December 31, 2008			
Taxpayer	Taxable Assessed Value	Rank	Percentage of Total Tangible Personal Property and Public Utility Assessed Value
Ohio Bell Telephone Company	\$ 590,600	1	5.38%
New Par	97,060	2	0.88%
Alltell Ohio Limited	50,510	3	0.46%
Ameritech Advanced Data	43,290	4	0.39%
Cox Ohio Telecom, LLC	39,330	5	0.36%
American Fiber Systems, Inc.	26,410	6	0.24%
Cleveland Unlimited Inc.	14,640	7	0.13%
New Cingular Wireless PCS LLC	10,750	8	0.10%
Tmobile Central LLC	9,340	9	0.09%
Sprint Nextel Corporation	5,530	10	0.05%
Total	\$ 887,460		8.08%
Total Tangible Personal Property and Public Utility Assessed Valuation	\$ 10,974,290		

Source: Cuyahoga County Fiscal Officer's Office.

THIS PAGE IS INTENTIONALLY LEFT BLANK

**ROCKY RIVER CITY SCHOOL DISTRICT
CUYAHOGA COUNTY, OHIO**

PROPERTY TAX LEVIES AND COLLECTIONS
LAST TEN FISCAL YEARS

Tax Year/ Collection Year	Current Levy	Delinquent Levy	Total Levy	Current Collection	Percent of Current Levy Collected
2017/2018	\$ 40,342,966	\$ 1,197,680	\$ 41,540,646	\$ 39,543,266	98.02%
2016/2017	39,475,583	1,265,351	40,740,934	38,712,803	98.07%
2015/2016	39,132,617	1,516,211	40,648,828	38,350,553	98.00%
2014/2015	37,502,694	1,509,397	39,012,091	36,168,702	96.44%
2013/2014	37,291,914	1,120,008	38,411,922	36,263,892	97.24%
2012/2013	36,930,318	1,242,340	38,172,658	35,697,430	96.66%
2011/2012	33,231,431	1,665,608	34,897,039	31,958,000	96.17%
2010/2011	33,146,482	1,269,304	34,415,786	31,676,029	95.56%
2009/2010	32,124,787	1,318,363	33,443,150	30,939,802	96.31%
2008/2009	32,504,011	1,191,057	33,695,068	31,583,352	97.17%

Source: Cuyahoga County Fiscal Officer's Office.

Delinquent Collection	Total Collection	Total Collection As a Percent of Total Levy
\$ 701,407	\$ 40,244,673	96.88%
833,208	39,546,011	97.07%
773,935	39,124,488	96.25%
883,269	37,051,971	94.98%
723,435	36,987,328	96.29%
831,332	36,528,761	95.69%
1,321,291	33,278,691	95.36%
682,872	32,358,901	94.02%
682,471	31,622,273	94.56%
754,216	32,337,568	95.97%

**ROCKY RIVER CITY SCHOOL DISTRICT
CUYAHOGA COUNTY, OHIO**

RATIOS OF OUTSTANDING DEBT BY TYPE
LAST TEN FISCAL YEARS

Fiscal Year	Governmental Activities		(1) Total Primary Government	(2) Per Capita	(2) Per ADM	(3) Percentage of Personal Income
	General Obligation Bonds	Lease Purchase Obligations				
2018	\$ 40,243,049	\$ 5,082,849	\$ 45,325,898	2,242	16,800	5.44%
2017	44,186,845	2,453,608	46,640,453	2,307	17,319	5.60%
2016	46,563,956	308,508	46,872,464	2,319	17,051	5.63%
2015	49,305,578	405,444	49,711,022	2,459	17,946	5.97%
2014	50,342,460	742,742	51,085,202	2,527	18,970	6.13%
2013	51,853,680	535,555	52,389,235	2,592	19,882	6.29%
2012	52,866,086	119,426	52,985,512	2,621	20,101	6.36%
2011	55,237,640	212,619	55,450,259	2,743	21,229	6.66%
2010	14,494,842	214,499	14,709,341	709	5,563	2.05%
2009	16,470,932	296,767	16,767,699	809	6,254	2.33%

Source: Details regarding the District's outstanding debt can be found in the notes to the financial statements.

Note (1): Bonded debt includes accreted interest on capital appreciation bonds and unamortized premiums.

Note (2): See schedule " Demographic and Economic Statistic, Last Ten Years" for per capita personal income, population and enrollment information.

Note (3): See schedule " Demographic and Economic Statistic, Last Ten Years" for per capita personal income, and population. Personal income equals per capita personal income times population.

**ROCKY RIVER CITY SCHOOL DISTRICT
CUYAHOGA COUNTY, OHIO**

RATIOS OF GENERAL BONDED DEBT OUTSTANDING
LAST TEN FISCAL YEARS

Fiscal Year	General Bonded Debt Outstanding			Percentage of Actual Taxable Value of Property (2)	Per Capita (2)
	General Obligation Bonds (1)	Less: Net Position Restricted for Debt Service (2)	Net General Bonded Debt (2)		
2018	\$ 40,243,049	\$ 3,334,779	\$ 36,908,270	1.66%	1,826
2017	44,186,845	4,582,656	39,604,189	1.78%	1,959
2016	46,563,956	4,850,278	41,713,678	1.91%	2,064
2015	49,305,578	3,756,997	45,548,581	2.25%	2,253
2014	50,342,460	2,849,477	47,492,983	2.37%	2,350
2013	51,853,680	2,681,951	49,171,729	2.46%	2,433
2012	52,866,086	2,630,774	50,235,312	2.50%	2,485
2011	55,237,640	3,740,133	51,497,507	2.55%	2,548
2010	14,494,842	4,708,005	9,786,837	0.48%	472
2009	16,470,932	4,539,127	11,931,805	0.55%	575

Source: Details regarding the District's outstanding debt can be found in the notes to the financial statements.

Note (1): Includes unamortized premiums and accreted interest on capital appreciation bonds.

Note (2): Amounts and calculations have been updated for 2017-2009 to reflect the net position restricted for debt service.

**ROCKY RIVER CITY SCHOOL DISTRICT
CUYAHOGA COUNTY, OHIO**

DIRECT AND OVERLAPPING GOVERNMENTAL ACTIVITIES DEBT
JUNE 30, 2018

<u>Governmental Unit</u>	<u>Debt Outstanding</u>	<u>Estimated Percentage Applicable (1)</u>	<u>Estimated Share of Overlapping Debt</u>
Direct debt:			
Rocky River City School District (2)	\$ 45,325,898	100.00%	\$ 45,325,898
Total direct debt	<u>45,325,898</u>		<u>45,325,898</u>
Overlapping debt:			
City of Rocky River	8,603,790	100.00%	8,603,790
Cuyahoga County	222,259,855	2.84%	6,304,291
Regional Transit Authority	1,995,000	2.84%	56,587
City of Fairview Park	19,943,909	8.40%	1,675,876
Total overlapping debt	<u>252,802,554</u>		<u>16,640,544</u>
Total direct and overlapping debt	<u>\$ 298,128,452</u>		<u>\$ 61,966,442</u>

Source: Cuyahoga County Fiscal Officer.

Note (1): Percentages were determined by dividing the assessed valuation of the political subdivision located within the boundaries of the District by the total assessed valuation of the subdivision. The valuations used were for the 2017 tax year/2018 collection year. Outstanding debt for all other subdivisions includes general obligation debt only as of 12/31/17.

Note (2): See notes to the financial statements regarding the District's outstanding debt, including lease purchase obligations.

**ROCKY RIVER CITY SCHOOL DISTRICT
CUYAHOGA COUNTY, OHIO**

LEGAL DEBT MARGIN INFORMATION
LAST TEN FISCAL YEARS

Fiscal Year (1)	Voted Debt Limit (2)	Total Debt Applicable to Limit (3)	Debt Service Available Balance	Net Debt Applicable to Limit	Voted Legal Debt Margin (2)	Total Net Debt Applicable to Limit as a Percentage of Debt Limit
2018	\$ 70,518,047	\$ 38,530,000	\$ 3,663,267	\$ 34,866,733	\$ 35,651,314	49.44%
2017	70,464,224	42,420,000	4,817,152	37,602,848	32,861,376	53.36%
2016	69,413,361	45,265,000	5,022,133	40,242,867	29,170,494	57.98%
2015	64,270,246	47,980,000	4,063,481	43,916,519	20,353,727	68.33%
2014	63,702,545	49,840,000	3,029,172	46,810,828	16,891,717	73.48%
2013	63,456,309	51,370,000	2,587,712	48,782,288	14,674,021	76.88%
2012	63,624,154	52,820,000	2,624,034	50,195,966	13,428,188	78.89%
2011	63,906,440	54,279,896	3,825,673	50,454,223	13,452,217	78.95%
2010	64,406,644	9,786,837	4,644,106	5,142,731	59,263,913	7.98%
2009	66,791,114	11,931,805	4,509,591	7,422,214	59,368,900	11.11%

Voted Debt Limit Calculation for Fiscal Year 2018

Assessed Value	\$ 783,533,850
Debt Limit (9% of assessed value)	X 9%
Voted Debt Limit	<u>\$ 70,518,047</u>

Source: Cuyahoga County Fiscal Officer and District financial records.

Note (1): In accordance with House Bill No. 66, the assessed valuation of tangible personal property is excluded the total assessed valuation used to calculate the voted debt limit for years 2009-2011.

Note (2): Ohio Bond Law sets a limit of 9% for voted debt and 1/10 of 1% for unvoted debt.

Note (3): Total debt excludes accreted interest on capital appreciation bonds.

**ROCKY RIVER CITY SCHOOL DISTRICT
CUYAHOGA COUNTY, OHIO**

DEMOGRAPHIC AND ECONOMIC STATISTICS
LAST TEN FISCAL YEARS

<u>Year</u>	<u>Population (1)</u>	<u>Per Capita Personal Income (1)</u>	<u>Total Personal Income (4)</u>	<u>Median Age(1)</u>	<u>School Enrollment (2)</u>	<u>Unemployment Rates (3)</u>		
						<u>Cuyahoga County</u>	<u>Ohio</u>	<u>United States</u>
2018	20,213	\$ 41,207	\$ 832,917,091	46	2,698	4.7%	4.6%	3.7%
2017	20,213	41,207	832,917,091	46	2,693	6.6%	5.0%	4.4%
2016	20,213	41,207	832,917,091	46	2,749	5.6%	5.0%	4.9%
2015	20,213	41,207	832,917,091	46	2,770	5.0%	4.3%	5.2%
2014	20,213	41,207	832,917,091	46	2,693	7.9%	5.5%	6.1%
2013	20,213	41,207	832,917,091	46	2,635	7.3%	7.2%	7.6%
2012	20,213	41,207	832,917,091	46	2,636	6.9%	7.0%	7.8%
2011	20,213	41,207	832,917,091	46	2,612	8.9%	8.8%	9.2%
2010	20,735	34,663	718,737,305	44	2,644	9.7%	10.0%	9.6%
2009	20,735	34,663	718,737,305	44	2,681	10.2%	11.2%	10.2%

Sources:

Note (1): U. S. Census Bureau - 2000 and 2010 Census

Note (2): District records

Note (3): www.economagic.com

Note (4): "population" times "per capital personal income"

**ROCKY RIVER CITY SCHOOL DISTRICT
CUYAHOGA COUNTY, OHIO**

PRINCIPAL EMPLOYERS
CURRENT YEAR AND TEN YEARS AGO

<u>Employer</u>	<u>December 31, 2017</u>	
	<u>Employees</u>	<u>Percentage of Total City Employment per Number of Employees</u>
City of Rocky River	559	3.76%
Rocky River Board of Education	546	3.68%
Riser Foods Co.	313	2.11%
Heinens Inc.	286	1.93%
Magnificat High School	264	1.78%
Cleveland Yacht Club Inc.	254	1.71%
Whole Foods Market Group, Inc.	250	1.68%
Cuyahoga County Auditor Payroll	245	1.65%
Westwood Country Club Co.	233	1.57%
JP Recovery Services, Inc.	198	1.33%
Total	<u>3,148</u>	<u>21.20%</u>
Total Number of Employees (1), (2)	<u><u>14,848</u></u>	

<u>Employer</u>	<u>December 31, 2008</u>	
	<u>Employees</u>	<u>Percentage of Total City Employment per Number of Employees</u>
City of Rocky River	603	4.21%
Rocky River City School District	573	4.00%
Normandy Manor of Rocky River	386	2.70%
Riser Foods	326	2.28%
Cuyahoga County Auditor	286	2.00%
Target Stores	284	1.98%
Westwood Country Club	279	1.95%
Mare Glassman Inc.	277	1.94%
Heinens Inc.	241	1.68%
Cleveland Yacht Club Inc.	237	1.66%
Total	<u>3,492</u>	<u>24.40%</u>
Total Number of Employees (1), (3)	<u><u>14,310</u></u>	

Source: City of Rocky River; City of Cleveland - Central Collection Agency (CCA)

Note (1): Only includes employee count located within the City of Rocky River. Employment numbers for the portion of the Rocky River City School District located in the City of Fairview Park

Note (2): Total City employment based upon an estimate from the Central Collection Agency (CCA) on number of W-2's filed as of 2014, the most current information available.

Note (3): Total City employment based upon an estimate from the Central Collection Agency (CCA) withholding information, not based upon the number of employees.

**ROCKY RIVER CITY SCHOOL DISTRICT
CUYAHOGA COUNTY, OHIO**

STAFFING STATISTICS
FULL TIME EQUIVALENTS (FTE) BY TYPE AND FUNCTION
LAST TEN FISCAL YEARS

Type	2018	2017	2016	2015	2014	2013
Professional Staff:						
Teaching Staff:						
Elementary	28.57	29.39	26.16	25.54	25.84	25.48
Intermediate	37.21	37.01	35.28	32.62	32.02	32.25
Middle	45.99	44.57	42.28	39.28	36.68	37.75
High	55.41	59.09	55.03	53.74	53.34	55.09
Tutors	27.52	29.89	29.12	27.17	22.89	21.59
Others				2.92	3.00	3.50
Administration	18.50	17.50	18.50	19.50	18.25	18.45
Auxiliary Positions:						
Counselors	7.00	7.00	7.00	7.00	6.00	6.00
Speech	3.00	4.00	2.80	2.80	2.80	2.80
Mental Health Specialists	3.00	3.00	2.00	2.00	2.00	2.00
Occupational/Physical Therapy	1.26	0.86	0.86	0.86	0.86	0.86
Support Staff:						
Secretarial	29.70	24.00	29.70	29.70	29.30	28.55
Aides	26.51	33.88	33.93	31.74	28.70	20.12
Learning Assistants	1.89	1.53	1.89	1.89	1.94	1.94
Lunch and Hall Monitors/Security	5.34	3.45	3.88	4.21	3.98	6.78
Cooks/Food Service	4.52	5.18	4.52	4.52	4.52	4.52
Custodial	23.90	22.90	22.90	22.37	21.84	20.48
Maintenance	6.00	6.00	6.00	6.00	6.00	6.00
Bus Driver	13.00	16.05	13.12	13.10	13.38	11.38
Mechanics	2.00	2.00	2.00	2.00	2.00	2.00
Athletic Trainer				*	*	*
Other Central Support	1.00	1.00	2.00	1.87	0.00	0.80
Total	341.32	348.30	338.97	330.83	315.34	308.34
Function	2018	2017	2016	2015	2014	2013
Instruction:						
Regular	138.76	142.69	150.23	144.65	139.69	137.06
Special	69.24	75.19	65.79	63.79	52.05	54.45
Vocational		**	**	**	**	**
Other	10.63	11.13	5.00	5.43	22.79	17.51
Support Services:						
Pupil	21.41	16.36	13.30	13.20	6.75	6.75
Instructional staff	8.70	7.70	9.00	9.00	12.00	12.00
Administration	19.50	19.50	19.50	19.00	19.05	19.25
Fiscal	5.00	5.00	7.00	5.00	5.00	4.00
Business	3.25	2.50	2.75	2.55	1.00	1.00
Operations and maintenance	32.90	31.90	30.90	31.37	28.84	27.48
Pupil transportation	18.97	20.05	20.15	21.16	17.38	17.82
Central	5.25	4.45	3.75	3.75	3.07	3.07
Food Service Operations	5.71	9.13	8.90	9.23	5.02	5.25
Extracurricular activities	2.00	2.70	2.70	2.70	2.70	2.70
Total	341.32	348.30	338.97	330.83	315.34	308.34

Source: School District records.

* A portion of these services were contracted out to a third party in lieu of being provided by a staff member.

** These services were contracted out through the Lakewood City School District as part of a career technical planning district that includes the Districts of Rocky River, Lakewood, Westlake and Bay Village.

N/A - Information Not Accessible.

<u>2012</u>	<u>2011</u>	<u>2010</u>	<u>2009</u>
25.58	26.00	26.60	27.50
33.24	33.67	33.27	33.27
36.12	36.12	37.67	37.82
54.15	51.78	52.43	52.28
21.77	22.21	22.67	18.72
3.50	2.50	1.50	0.00
18.45	18.00	17.00	16.00
6.00	6.75	5.75	6.75
2.80	2.80	2.80	2.80
2.00	2.00 *	1.00 *	1.00
0.81	0.81 *	N/A *	N/A
29.78	30.62	30.62	30.04
18.37	18.76	19.10	19.57
1.94	1.94	1.94	1.94
6.75	6.20	6.00	6.19
4.52	4.52	4.74	4.52
21.29	21.23	21.23	20.74
7.00	7.00	7.00	7.00
11.10	11.97	12.07	14.07
2.00	2.00	2.00	2.00
*	*	*	*
0.80	1.00	0.50	1.50

<u>307.97</u>	<u>307.88</u>	<u>305.89</u>	<u>303.71</u>
---------------	---------------	---------------	---------------

<u>2012</u>	<u>2011</u>	<u>2010</u>	<u>2009</u>
137.71	136.23	136.23	139.00
50.53	50.72	50.10	49.35
**	**	**	**
17.51	16.87	15.06	13.35
6.75	7.75	7.75	7.75
12.00	12.00	12.00	12.00
19.25	18.80	18.80	17.80
4.00	4.28	4.40	4.00
1.00	1.00	1.00	1.00
30.29	30.23	30.23	28.74
17.41	18.28	18.38	18.38
3.07	3.27	3.27	3.67
5.75	5.75	5.97	5.97
2.70	2.70	2.70	2.70
<u>307.97</u>	<u>307.88</u>	<u>305.89</u>	<u>303.71</u>

**ROCKY RIVER CITY SCHOOL DISTRICT
CUYAHOGA COUNTY, OHIO**

**OPERATING INDICATORS BY FUNCTION
LAST TEN FISCAL YEARS**

Function	2018	2017	2016	2015	2014	2013
Instruction:						
Regular, Special and Vocational						
Enrollment (students)	2,698	2,693	2,749	2,770	2,693	2,635
Graduation Count	213	214	221	209	223	202
Graduation Rate	99.10%	99.00%	99.50%	98.50%	99.55%	98.06%
Student attendance rate	94.80%	96.70%	96.90%	96.70%	96.80%	96.30%
Support services:						
Board of education						
Regular meetings per year (based on calendar year)	21	21	22	22	22	22
Special meetings per year (based on calendar year)	12	15	6	6	6	12
Administration						
Teacher attendance rate	94.80%	95.10%	95.60%	94.95%	95.70%	95.90%
Fiscal						
Nonpayroll checks issued	3,200	3,185	3,516	3,970	4,225	3,990
Payroll checks/direct deposits issued	10,305	10,378	10,126	9,813	10,273	10,868
Operations and maintenance						
Work orders completed (1)	1,117	1,179	572	573	615	1,200
Square footage maintained	537,975	537,975	537,975	537,975	537,095	537,975
Pupil transportation						
Avg. students transported daily	1,059	1,101	1,152	1,193	1,170	1,202
Food service operations						
Meals served to students (2)	60,115	63,558	64,460	64,539	62,605	60,711
Milk served to students (2)	68,546	66,938	66,662	49,221	43,235	42,000
Percentage of students receiving free/reduced cost meals	11.93%	10.75%	13.28%	13.18%	12.95%	12.83%

Source: School District records and Ohio Department of Education.

Note (1): During fiscal year 2014, the District fully implemented a new automated work order system, so 2014 forward reflects actual totals. In addition to processing these work orders, the facilities department processes numerous routine maintenance-type jobs as well as emergency requests that would not be tracked through a formal work order.

Note (2): The District does not operate a lunch program for its two elementary buildings, but does serve milk to students in these buildings.

2012	2011	2010	2009
2,636	2,612	2,644	2,681
229	229	210	244
99.13%	96.20%	98.60%	99.20%
96.50%	96.40%	96.30%	96.60%
22	22	22	22
10	11	13	10
96.50%	95.70%	95.30%	95.30%
4,131	4,239	4,152	4,363
10,941	10,958	10,079	10,926
1,200	1,000	950	1,200
535,015	504,168	504,168	504,168
1,116	1,110	1,116	1,179
77,879	82,408	90,338	104,621
54,393	38,498	52,399	56,687
12.78%	11.03%	11.53%	9.66%

**ROCKY RIVER CITY SCHOOL DISTRICT
CUYAHOGA COUNTY, OHIO**

CAPITAL ASSET STATISTICS
LAST TEN FISCAL YEARS

	<u>2018</u>	<u>2017</u>	<u>2016</u>	<u>2015</u>
Land	\$ 770,821	\$ 770,821	\$ 770,821	\$ 770,821
Construction in progress	44,550	649,050	-	-
Land improvements	2,437,595	3,536,900	3,722,609	3,816,389
Building/improvements	45,113,280	44,947,579	47,252,361	49,264,283
Furniture/equipment	2,263,804	1,753,428	1,802,707	1,735,042
Vehicles	918,391	1,030,255	812,480	726,158
 Total Governmental Activities Capital Assets, net	 <u>\$ 51,548,441</u>	 <u>\$ 52,688,033</u>	 <u>\$ 54,360,978</u>	 <u>\$ 56,312,693</u>

Source: School District financial records.

Note: Amounts above are presented net of accumulated depreciation.

2014	2013	2012	2011	2010	2009
\$ 770,821	\$ 770,821	\$ 770,821	\$ 770,821	\$ 770,821	\$ 770,821
-	25,327,818	18,357,047	4,572,353	292,550	-
3,924,636	1,536,262	1,163,807	1,192,029	1,240,900	1,275,515
51,305,610	25,051,022	20,143,772	18,722,146	19,916,232	20,882,476
2,004,474	2,476,517	1,635,959	1,076,685	1,042,833	1,077,834
744,293	477,868	562,458	568,269	666,739	679,979
<u>\$ 58,749,834</u>	<u>\$ 55,640,308</u>	<u>\$ 42,633,864</u>	<u>\$ 26,902,303</u>	<u>\$ 23,930,075</u>	<u>\$ 24,686,625</u>

**ROCKY RIVER CITY SCHOOL DISTRICT
CUYAHOGA COUNTY, OHIO**

**SCHOOL BUILDING INFORMATION
LAST TEN FISCAL YEARS**

	<u>2018</u>	<u>2017</u>	<u>2016</u>	<u>2015</u>	<u>2014</u>	<u>2013</u>
Goldwood Elementary (1927)						
Square feet	57,150	57,150	57,150	57,150	57,150	57,150
Capacity (students)	655	655	655	667	645	588
Enrollment	487	544	595	606	586	565
Kensington Intermediate (1926)						
Square feet	68,980	68,980	68,980	68,980	68,100	68,980
Capacity (students)	697	697	697	711	682	610
Enrollment	609	612	634	646	620	592
Rocky River Middle School (2000)						
Square feet	107,000	107,000	107,000	107,000	107,000	107,000
Capacity (students)	724	724	724	722	684	659
Enrollment	677	672	658	656	622	625
Rocky River High School (1950)						
Square feet	247,893	247,893	247,893	247,893	247,893	247,893
Capacity (students)	1,100	1,100	1,100	1,100	1,100	1,100
Enrollment	850	844	854	855	865	853
Beach Education Center (1930)						
Square feet	37,780	37,780	37,780	37,780	37,780	37,780
Capacity (students)	120	-	-	-	-	-
Enrollment	75	N/A	N/A	N/A	N/A	N/A
Wooster Road Elementary (1955)						
Square feet	19,172	19,172	19,172	19,172	19,172	19,172
Capacity (students)	0	0	0	0	0	0
Enrollment	**	**	**	**	**	**
Total Square Feet	537,975	537,975	537,975	537,975	537,095	537,975
Total Capacity	3,296	3,176	3,176	3,199	3,111	2,957
Total Enrollment ***	2,698	2,672	2,741	2,763	2,693	2,635

Source: School District records.

Note: Year of original construction is in parentheses. Any increases in square footage and capacity are the result of new construction, renovations and additions.

Capacity is expressed in the estimated number of students a building is equipped to handle and is subject to changes in federal, state or local standards and programming as well as modifications to physical building characteristics as needed.

* Only a small portion of this building was being utilized for pre-kindergarten special education students through the 2004-2005 school year. This program was moved to Goldwood Primary School of the 2005-2006 school year. A portion of this building was leased out to a private pre-school through the 2011-2012 school year, but that lease has terminated as of 6/30/12. As of July 2011, the majority of this building is being utilized as the District's Board of Education/Administrative Offices in place of the previous location which was demolished as part of the District's construction and renovation project that commenced in 2010.

** This building has not been needed for pre-kindergarten through 12 educational purposes during the last 10 years and is currently being leased to the Cleveland Clinic Health System for use as a healthcare facility.

*** Enrollment reflected here does not include students who are outplaced due to special needs.

N/A - Data Not Available or Not Applicable.

2012	2011	2010	2009
55,070	55,070	55,070	55,070
588	588	588	588
579	546	561	563
68,100	68,100	68,100	68,100
610	596	596	596
582	556	575	584
107,000	110,000	110,000	110,000
659	659	659	659
610	632	615	606
247,893	214,046	214,046	214,046
1,100	936	936	936
865	878	893	928
37,780	37,780	37,780	37,780
150	404	404	404
N/A	*	*	*
19,172	19,172	19,172	19,172
0	205	205	205
**	**	**	**
535,015	504,168	504,168	504,168
3,107	3,388	3,388	3,388
2,636	2,612	2,644	2,681

**ROCKY RIVER CITY SCHOOL DISTRICT
CUYAHOGA COUNTY, OHIO**

OPERATING STATISTICS
LAST TEN FISCAL YEARS

Fiscal Year	General Government		Governmental Activities		Enrollment	Percent Change
	Expenditures (1)	Cost per pupil	Expenses (1)	Cost per pupil		
2018	\$ 43,583,352	\$ 16,154	\$ 25,037,574	\$ 9,280	2,698	0.19%
2017	41,661,392	15,470	46,209,641	17,159	2,693	-2.04%
2016	40,119,070	14,594	41,529,868	15,107	2,749	-0.76%
2015	39,105,832	14,118	41,030,763	14,813	2,770	2.86%
2014	43,602,842	16,191	40,648,072	15,094	2,693	2.20%
2013	51,224,099	19,440	38,134,233	14,472	2,635	-0.04%
2012	52,381,736	19,872	36,095,348	13,693	2,636	0.92%
2011	40,686,029	15,577	38,456,045	14,723	2,612	-1.21%
2010	34,707,805	13,127	35,701,731	13,503	2,644	-1.38%
2009	34,069,468	12,708	35,136,993	13,106	2,681	-0.19%

Source: School District records.

Note (1): Debt Service totals have been excluded.

Teaching Staff	Pupil/Teacher Ratio	Student Attendance Percentage
188	14.35	94.80%
188	14.32	96.70%
180	15.27	96.90%
171	16.20	96.70%
170	15.84	96.80%
170	15.50	96.30%
170	15.51	96.50%
166	15.73	96.40%
166	15.93	96.30%
166	16.15	96.60%

**ROCKY RIVER CITY SCHOOL DISTRICT
CUYAHOGA COUNTY, OHIO**

CERTIFICATED TEACHING STAFF EDUCATION, EXPERIENCE AND AVERAGE SALARY INFORMATION
LAST TEN FISCAL YEARS

	<u>2018</u>		<u>2017</u>		<u>2016</u>		<u>2015</u>	
Education								
<i>College Degree Attained (Number of Staff/% of Total)</i>								
Bachelor's Degree	11	5.85%	11	5.85%	15	8.33%	8	4.68%
Bachelor's Degree + 9 hours	5	2.66%	8	4.26%	4	2.22%	4	2.34%
Bachelor's Degree + 18 hours	12	6.38%	11	5.85%	10	5.56%	16	9.36%
Master's Degree	72	38.30%	72	38.30%	70	38.88%	61	35.67%
Master's Degree + 9 hours	23	12.23%	26	13.83%	28	15.56%	29	16.96%
Master's Degree + 18 hours	26	13.83%	26	13.83%	21	11.67%	20	11.70%
Master's Degree + 27 hours	16	8.51%	11	5.85%	10	5.56%	11	6.43%
Master's Degree + 36 hours	23	12.23%	23	12.23%	22	12.22%	22	12.86%
Master's Degree + 45 Hours								
PHD Ed								
Total	188	100.00%	188	100.00%	180	100.00%	171	100.00%
Experience								
<i>Range of Years' Experience (Number of Staff/% of Total)</i>								
0 - 5	21	11.17%	24	12.77%	24	13.33%	16	9.36%
6 - 10	39	20.74%	41	21.81%	38	21.11%	38	22.22%
11 and over	128	68.09%	123	65.43%	118	65.56%	117	68.42%
Total	188	100.00%	188	100.00%	180	100.00%	171	100.00%
Average Teacher Salary	\$83,205		\$80,301		\$77,195		\$75,969	

Source: School District Records and Ohio Department of Education.

Note: Excludes administrators, tutors and other certificated personnel that are certified teachers under Ohio law.

2014		2013		2012		2011		2010		2009	
9	5.29%	10	5.88%	9	5.29%	4	2.41%	6	3.61%	9	5.42%
4	2.35%	4	2.35%	6	3.53%	9	5.42%	9	5.42%	10	6.02%
15	8.82%	19	11.18%	16	9.41%	18	10.84%	21	12.65%	18	10.84%
57	33.53%	55	32.35%	60	35.29%	55	33.13%	48	28.92%	49	29.52%
30	17.65%	28	16.47%	25	14.71%	23	13.86%	27	16.27%	28	16.87%
23	13.53%	21	12.35%	22	12.94%	21	12.65%	18	10.84%	16	9.64%
8	4.71%	9	5.29%	10	5.88%	13	7.83%	14	8.43%	14	8.43%
24	14.12%	24	14.12%	22	12.94%	23	13.86%	23	13.86%	22	13.25%
170	100.00%	170	100.00%	170	100.00%	166	100.00%	166	100.00%	166	100.00%
18	10.59%	26	15.29%	29	17.06%	17	10.24%	33	19.88%	26	15.66%
42	24.71%	37	21.76%	37	21.76%	34	20.48%	21	12.65%	29	17.47%
110	64.71%	107	62.94%	104	61.18%	115	69.28%	112	67.47%	111	66.87%
170	100.00%	170	100.00%	170	100.00%	166	100.00%	166	100.00%	166	100.00%
\$70,512		\$72,456		\$72,800		\$73,950		\$70,850		\$67,535	

THIS PAGE IS INTENTIONALLY LEFT BLANK



Celeste Carpenter
Grade 12

ROCKY RIVER CITY SCHOOL DISTRICT
Cuyahoga County, Ohio

ROCKY RIVER CITY SCHOOL DISTRICT

Cuyahoga County, Ohio



Rachel Milenius
Grade 12

Rr Globally Competitive
Exceptional Opportunities
Caring Environment
Successful Students

OHIO AUDITOR OF STATE
KEITH FABER



ROCKY RIVER CITY SCHOOL DISTRICT

CUYAHOGA COUNTY

CLERK'S CERTIFICATION

This is a true and correct copy of the report which is required to be filed in the Office of the Auditor of State pursuant to Section 117.26, Revised Code, and which is filed in Columbus, Ohio.

Susan Babbitt

CLERK OF THE BUREAU

**CERTIFIED
JANUARY 17, 2019**