



OHIO AUDITOR OF STATE
KEITH FABER



**MILLER CITY – NEW CLEVELAND LOCAL SCHOOL DISTRICT
PUTNAM COUNTY
JUNE 30, 2019 AND 2018**

TABLE OF CONTENTS

TITLE	PAGE
Independent Auditor’s Report	1
Prepared by Management:	
Management’s Discussion and Analysis – For the Fiscal Year Ended June 30, 2019.....	3
Basic Financial Statements:	
Government-wide Financial Statements:	
Statement of Net Position – Cash Basis – June 30, 2019	12
Statement of Activities – Cash Basis – For the Fiscal Year Ended June 30, 2019	13
Fund Financial Statements:	
Statement of Assets and Fund Balances – Cash Basis – Governmental Funds – June 30, 2019.....	14
Statement of Cash Receipts, Cash Disbursements and Changes in Fund Cash Balances – Cash Basis – Governmental Funds – For the Fiscal Year Ended June 30, 2019.....	15
Statement of Cash Receipts, Cash Disbursements and Changes in Fund Balance – Budget and Actual - Budget Basis (Cash Basis) – General Fund – For the Fiscal Year Ended June 30, 2019.....	16
Statement of Fiduciary Net Position – Cash Position – Fiduciary Funds – June 30, 2019.....	17
Statement of Changes in Fiduciary Net Position – Cash Basis – Fiduciary Fund – For the Fiscal Year Ended June 30, 2019.....	18
Notes to the Financial Statements – For the Fiscal Year Ended June 30, 2019.....	19
Management’s Discussion and Analysis – For the Fiscal Year Ended June 30, 2018.....	51
Basic Financial Statements:	
Government-wide Financial Statements:	
Statement of Net Position – Cash Basis – June 30, 2018	60
Statement of Activities – Cash Basis – For the Fiscal Year Ended June 30, 2018	61
Fund Financial Statements:	
Statement of Assets and Fund Balances – Cash Basis – Governmental Funds – June 30, 2018.....	62
Statement of Cash Receipts, Cash Disbursements and Changes in Fund Cash Balances – Cash Basis – Governmental Funds – For the Fiscal Year Ended June 30, 2018.....	63

MILLER CITY – NEW CLEVELAND LOCAL SCHOOL DISTRICT
PUTNAM COUNTY
JUNE 30, 2019 AND 2018

TABLE OF CONTENTS

TITLE	PAGE
Statement of Cash Receipts, Cash Disbursements and Changes in Fund Balance – Budget and Actual – Budget Basis (Cash Basis) – General Fund – For the Fiscal Year Ended June 30, 2018.....	64
Statement of Fiduciary Net Position – Cash Position – Fiduciary Funds – June 30, 2018	65
Statement of Changes in Fiduciary Net Position – Cash Basis – Fiduciary Fund – For the Fiscal Year Ended June 30, 2018.....	66
Notes to the Financial Statements – For the Fiscal Year Ended June 30, 2018	67
Independent Auditor’s Report on Internal Control Over Financial Reporting and on Compliance and Other Matters Required by <i>Government Auditing Standards</i>	101
Schedule of Findings.....	103
Prepared by Management:	
Summary Schedule of Prior Audit Findings	105



One Government Center, Suite 1420
Toledo, Ohio 43604-2246
(419) 245-2811 or (800) 443-9276
NorthwestRegion@ohioauditor.gov

INDEPENDENT AUDITOR'S REPORT

Miller City - New Cleveland Local School District
Putnam County
200 North Main Street
P.O. Box 38
Miller City, Ohio 45864-0038

To the Board of Education:

Report on the Financial Statements

We have audited the accompanying cash-basis financial statements of the governmental activities, the major fund, and the aggregate remaining fund information of Miller City - New Cleveland Local School District, Putnam County, Ohio (the District), as of and for the years ended June 30, 2019 and 2018, and the related notes to the financial statements, which collectively comprise the District's basic financial statements as listed in the table of contents.

Management's Responsibility for the Financial Statements

Management is responsible for preparing and fairly presenting these financial statements in accordance with the cash accounting basis Note 2 describes. This responsibility includes determining that the cash accounting basis is acceptable for the circumstances. Management is also responsible for designing, implementing and maintaining internal control relevant to preparing and fairly presenting financial statements that are free from material misstatement, whether due to fraud or error.

Auditor's Responsibility

Our responsibility is to opine on these financial statements based on our audit. We audited in accordance with auditing standards generally accepted in the United States of America and the financial audit standards in the Comptroller General of the United States' *Government Auditing Standards*. Those standards require us to plan and perform the audit to reasonably assure the financial statements are free from material misstatement.

An audit requires obtaining evidence about financial statement amounts and disclosures. The procedures selected depend on our judgment, including assessing the risks of material financial statement misstatement, whether due to fraud or error. In assessing those risks, we consider internal control relevant to the District's preparation and fair presentation of the financial statements in order to design audit procedures that are appropriate in the circumstances, but not to the extent needed to opine on the effectiveness of the District's internal control. Accordingly, we express no such opinion. An audit also includes evaluating the appropriateness of management's accounting policies and the reasonableness of their significant accounting estimates, as well as our evaluation of the overall financial statement presentation.

We believe the audit evidence we obtained is sufficient and appropriate to support our audit opinions.

Opinion

In our opinion, the financial statements referred to above present fairly, in all material respects, the respective cash financial position of the governmental activities the major fund, and the aggregate remaining fund information of Miller City - New Cleveland Local School District, Putnam County, Ohio, as of June 30, 2019 and 2018, and the respective changes in cash financial position and the budgetary comparison for the General Fund thereof for the years then ended in accordance with the accounting basis described in Note 2.

Accounting Basis

Ohio Administrative Code § 117-2-03(B) requires the District to prepare its annual financial report in accordance with accounting principles generally accepted in the United States of America. We draw attention to Note 2 of the financial statements, which describes the basis applied to these statements. The financial statements are prepared on the cash basis of accounting, which is a basis other than generally accepted accounting principles. We did not modify our opinion regarding this matter.

Emphasis of Matter

As discussed in Note 16 to the financial statements, the financial impact of COVID-19 and the ensuing emergency measures will impact subsequent periods of the District. We did not modify our opinion regarding this matter.

Other Matters

Other Information

We applied no procedures to management's discussion and analysis as listed in the table of contents. Accordingly, we express no opinion or any other assurance on it.

Other Reporting Required by Government Auditing Standards

In accordance with *Government Auditing Standards*, we have also issued our report dated April 14, 2020, on our consideration of the District's internal control over financial reporting and our tests of its compliance with certain provisions of laws, regulations, contracts and grant agreements and other matters. That report describes the scope of our internal control testing over financial reporting and compliance, and the results of that testing, and does not opine on internal control over financial reporting or on compliance. That report is an integral part of an audit performed in accordance with *Government Auditing Standards* in considering the District's internal control over financial reporting and compliance.



Keith Faber
Auditor of State

Columbus, Ohio

April 14, 2020

**MILLER CITY-NEW CLEVELAND LOCAL SCHOOL DISTRICT
PUTNAM COUNTY, OHIO**

**MANAGEMENT'S DISCUSSION AND ANALYSIS
FOR THE FISCAL YEAR ENDED JUNE 30, 2019
UNAUDITED**

The management's discussion and analysis of the Miller City-New Cleveland Local School District's (the District) financial performance provides an overall review of the District's financial activities for the year ended June 30, 2019, within the limitations of the District's cash basis of accounting. The intent of this discussion and analysis is to look at the District's financial performance as a whole; readers should also review the cash-basis financial statements and the notes to the financial statements to enhance their understanding of the District's financial performance.

Financial Highlights

Key financial highlights for fiscal year 2019 are as follows:

- The total net cash position of the District increased \$240,553 or 4.65% from fiscal year 2018.
- General cash receipts accounted for \$5,214,428 or 77.52% of total governmental activities cash receipts. Program specific cash receipts accounted for \$1,511,912 or 22.48% of total governmental activities cash receipts.
- The District had \$6,485,787 in cash disbursements related to governmental activities; \$1,511,912 of these cash disbursements were offset by program specific charges for services, grants or contributions. General cash receipts (primarily grants and entitlements not restricted to specific programs) of \$5,214,428 were adequate to provide for these programs.
- The District's major fund is the general fund. The general fund had cash receipts of \$6,102,928 in 2019. The cash disbursements of the general fund were \$5,848,386 in 2019. The general fund's cash balance increased \$254,542 or 5.52% from 2018 to 2019.

Using this Basic Financial Statements (BFS)

This annual report is presented in a format consistent with the presentation requirements of the Governmental Accounting Standards Board (GASB) Statement No. 34, as applicable to the District's cash basis of accounting.

The statement of net position - cash basis and statement of activities - cash basis provide information about the activities of the whole District, presenting an aggregate view of the District's cash basis finances. Fund financial statements provide the next level of detail. For governmental funds, these statements tell how services were financed in the short-term as well as what remains for future spending. The fund financial statements also look at the District's most significant funds with all other nonmajor funds presented in total in one column. In the case of the District, the major governmental fund is the general fund.

Reporting the District as a Whole

Statement of Net Position - Cash Basis and the Statement of Activities - Cash Basis

The statement of net position - cash basis and statement of activities - cash basis answer the question, "How did we do financially during 2019?" These statements include *only net position* using the *cash basis of accounting*, which is a basis of accounting other than accounting principles generally accepted in the United States of America. This basis of accounting takes into account only the current year's receipts and disbursements if the cash is actually received or paid.

**MILLER CITY-NEW CLEVELAND LOCAL SCHOOL DISTRICT
PUTNAM COUNTY, OHIO**

**MANAGEMENT'S DISCUSSION AND ANALYSIS
FOR THE FISCAL YEAR ENDED JUNE 30, 2019
UNAUDITED**

These two statements report the District's net cash position and changes in that position on a cash basis. This change in net cash position is important because it tells the reader that, for the District as a whole, the cash basis financial position of the District has improved or diminished. The causes of this change may be the result of many factors, some financial, some not. Non-financial factors include the District's property tax base, current property tax laws in Ohio restricting revenue growth, facility conditions, mandated federal and state programs and other factors.

As a result of the use of the cash basis of accounting, certain assets and their related revenues (such as accounts receivable and revenue for billed or provided services not collected) and liabilities and their related expenses (such as accounts payable and expenses for goods or services received but not yet paid, and accrued expenses and liabilities) are not recorded in these financial statements. Therefore, when reviewing the financial information and discussion within this annual report, the reader should keep in mind the limitations resulting from the use of the cash basis of accounting.

In the statement of net position - cash basis and statement of activities - cash basis the governmental activities include the District's programs and services including instruction, support services, operation and maintenance of plant, pupil transportation, extracurricular activities, and food service operations.

Reporting the District's Most Significant Funds

Fund Financial Statements

A fund is a grouping of related accounts that is used to maintain control over resources that have been segregated for specific activities or objectives. The District, like other state and local governments, uses fund accounting to ensure and demonstrate compliance with finance-related legal requirements. All of the funds of the District can be divided into two categories: governmental funds and fiduciary funds.

Fund financial reports provide detailed information about the District's major funds. The District uses many funds to account for a multitude of financial transactions. However, these fund financial statements focus on the District's most significant funds. The District's major governmental fund is the general fund.

Governmental Funds

Most of the District's activities are reported in governmental funds, which focus on how money flows into and out of those funds and the balances left at year-end available for spending in future periods. These funds are reported using the cash basis of accounting, which is a basis of accounting other than accounting principles generally accepted in the United States of America.

The governmental fund statements provide a detailed view of the District's general government operations and the basic services it provides. Governmental fund information helps you determine whether there are more or fewer cash basis financial resources that can be readily spent to finance various District programs. Since the District is reporting on the cash basis of accounting, there are no differences in the net cash position and fund cash balances or changes in net cash position and changes in fund cash balances. Therefore, no reconciliation is necessary between such financial statements.

The District's budgetary process accounts for certain transactions on a cash basis. The budgetary statement for the general fund is presented to demonstrate the District's compliance with annually adopted budgets.

**MILLER CITY-NEW CLEVELAND LOCAL SCHOOL DISTRICT
PUTNAM COUNTY, OHIO**

MANAGEMENT'S DISCUSSION AND ANALYSIS
FOR THE FISCAL YEAR ENDED JUNE 30, 2019
UNAUDITED

Fiduciary Funds

Fiduciary funds are used to account for resources held for the benefit of parties outside the District. Fiduciary funds are not reflected in the government-wide financial statements because the resources of those funds are not available to support the District's own programs. The District's only fiduciary funds are a private-purpose trust fund and two agency funds.

Notes to the Financial Statements

The notes provide additional information that is essential to full understanding of the data provided in the government-wide and fund financial statements.

The District as a Whole

The table below provides a summary of the District's net cash position at June 30, 2019 and June 30, 2018

	Net Cash Position	
	Governmental Activities <u>2019</u>	Governmental Activities <u>2018</u>
<u>Assets</u>		
Equity in pooled cash and cash equivalents	\$ 5,414,702	\$ 5,174,149
<u>Net Cash Position</u>		
Restricted	546,753	574,680
Unrestricted	<u>4,867,949</u>	<u>4,599,469</u>
Total net cash position	<u>\$ 5,414,702</u>	<u>\$ 5,174,149</u>

The total net cash position of the District increased \$240,553 which represents a 4.65% increase from fiscal year 2018. A portion of the District's net cash position, \$546,753 represents resources that are subject to external restriction on how they may be used. The remaining balance of unrestricted net cash position of \$4,867,949 may be used to meet the District's ongoing obligations to the students and creditors.

**MILLER CITY-NEW CLEVELAND LOCAL SCHOOL DISTRICT
PUTNAM COUNTY, OHIO**

**MANAGEMENT'S DISCUSSION AND ANALYSIS
FOR THE FISCAL YEAR ENDED JUNE 30, 2019
UNAUDITED**

The table below shows the change in net cash assets for fiscal years 2019 and 2018.

	Change in Net Cash Position	
	Governmental	Governmental
	Activities	Activities
	<u>2019</u>	<u>2018</u>
Cash Receipts:		
Program cash receipts:		
Charges for services and sales	\$ 1,046,672	\$ 1,022,670
Operating grants and contributions	<u>465,240</u>	<u>425,217</u>
Total program cash receipts	<u>1,511,912</u>	<u>1,447,887</u>
General cash receipts:		
Property taxes	1,250,183	1,312,094
Income taxes	734,538	680,180
Payments in lieu of taxes	7,981	2,940
Unrestricted grants and entitlements	3,148,354	3,140,146
Investment earnings	69,832	27,361
Other	<u>3,540</u>	<u>579</u>
Total general cash receipts	<u>5,214,428</u>	<u>5,163,300</u>

Investment earnings increased \$42,471 due to higher interest rates. All other receipts remained consistent with the prior fiscal year.

**MILLER CITY-NEW CLEVELAND LOCAL SCHOOL DISTRICT
PUTNAM COUNTY, OHIO**

**MANAGEMENT'S DISCUSSION AND ANALYSIS
FOR THE FISCAL YEAR ENDED JUNE 30, 2019
UNAUDITED**

	Change in Net Cash Position	
	Governmental	Governmental
	Activities	Activities
	<u>2019</u>	<u>2018</u>
Cash Disbursements:		
Instruction:		
Regular	\$ 2,704,698	\$ 2,514,141
Special	505,978	434,615
Vocational	292,222	315,321
Adult/continuing	982	2,018
Support services:		
Pupil	195,170	195,524
Instructional staff	185,278	173,919
Board of education	94,025	65,731
Administration	390,315	365,124
Fiscal	20,409	27,844
Operations and maintenance	1,098,737	668,618
Pupil transportation	340,409	311,140
Central	2,707	2,257
Operation of non-instructional services:		
Food service operations	241,844	228,426
Other non-instructional services	76,166	66,769
Extracurricular	225,960	222,544
Debt service:		
Principal retirement	82,000	81,000
Interest and fiscal charges	<u>28,887</u>	<u>32,101</u>
 Total cash disbursements	 <u>6,485,787</u>	 <u>5,707,092</u>
 Change in net cash position	 240,553	 904,095
 Net cash position at beginning of year	 <u>5,174,149</u>	 <u>4,270,054</u>
 Net cash position at end of year	 <u>\$ 5,414,702</u>	 <u>\$ 5,174,149</u>

Governmental Activities

Net cash position of the District's governmental activities increased \$240,553; total governmental disbursements of \$6,485,787 were offset by program receipts of \$1,511,912 and general receipts of \$5,214,428. Program receipts supported 23.31% of the total governmental disbursements.

The primary sources of receipts for governmental activities are derived from property taxes, income taxes and grants and entitlements. These receipt sources represent 76.32% of total governmental receipts. Real estate property is reappraised every six years.

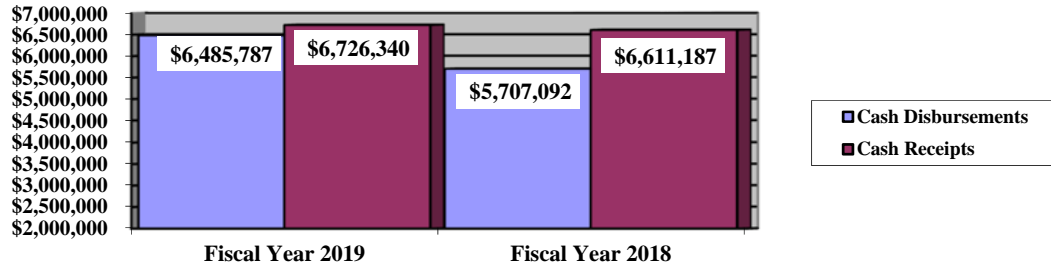
The largest disbursement of the District is for instructional programs. Instructional disbursements totaled \$3,503,880 or 54.02% of total governmental disbursements for fiscal year 2019.

**MILLER CITY-NEW CLEVELAND LOCAL SCHOOL DISTRICT
PUTNAM COUNTY, OHIO**

MANAGEMENT'S DISCUSSION AND ANALYSIS
FOR THE FISCAL YEAR ENDED JUNE 30, 2019
UNAUDITED

The graph below presents the District's governmental activities cash receipts and cash disbursements for fiscal years 2019 and 2018.

Governmental Activities - Total Cash Receipts vs. Total Cash Disbursements



The statement of activities - cash basis shows the cost of program services and the charges for services and grants offsetting those services. The following table shows, for governmental activities, the total cost of services and the net cost of services, which identifies the cost of these services supported by tax receipts and unrestricted State grants and entitlements.

Governmental Activities

	Total Cost of Services 2019	Net Cost of Services 2019	Total Cost of Services 2018	Net Cost of Services 2018
Cash disbursements:				
Instruction:				
Regular	\$ 2,704,698	\$ 1,992,874	\$ 2,514,141	\$ 1,788,131
Special	505,978	273,927	434,615	222,369
Vocational	292,222	200,577	315,321	235,456
Adult/continuing	982	(2,562)	2,018	2,018
Support services:				
Pupil	195,170	194,927	195,524	195,524
Instructional staff	185,278	123,730	173,919	131,770
Board of education	94,025	94,025	65,731	65,731
Administration	390,315	390,315	365,124	365,124
Fiscal	20,409	20,409	27,844	27,844
Operations and maintenance	1,098,737	1,072,317	668,618	655,478
Pupil transportation	340,409	304,520	311,140	282,825
Central	2,707	2,707	2,257	2,257
Operation of non-instructional services:				
Food service operations	241,844	16,137	228,426	(5,288)
Other non instruction services	76,166	73,229	66,769	65,813
Extracurricular	225,960	105,856	222,544	111,052
Debt service:				
Principal retirement	82,000	82,000	81,000	81,000
Interest and fiscal charges	28,887	28,887	32,101	32,101
Total	<u>\$ 6,485,787</u>	<u>\$ 4,973,875</u>	<u>\$ 5,707,092</u>	<u>\$ 4,259,205</u>

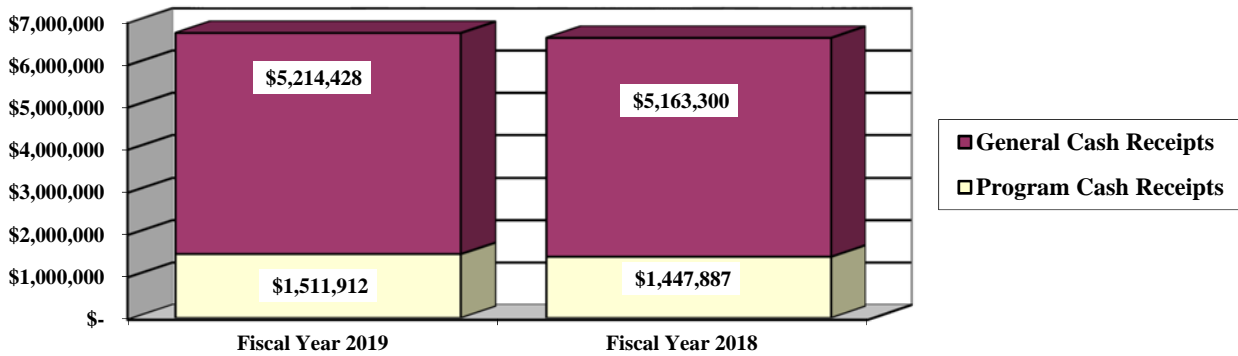
**MILLER CITY-NEW CLEVELAND LOCAL SCHOOL DISTRICT
PUTNAM COUNTY, OHIO**

**MANAGEMENT'S DISCUSSION AND ANALYSIS
FOR THE FISCAL YEAR ENDED JUNE 30, 2019
UNAUDITED**

The dependence upon general cash receipts for governmental activities is apparent; with 76.69% of cash disbursements supported through taxes and other general cash receipts during 2019.

The graph below presents the District's governmental activities cash receipts for fiscal years 2019 and 2018.

Governmental Activities - General and Program Cash Receipts



Financial Analysis of the Government's Funds

The District uses fund accounting to ensure and demonstrate compliance with finance-related legal requirements.

Governmental Funds

The District's governmental funds are accounted for using the cash basis of accounting.

At June 30, 2019, the District's governmental funds reported a combined cash fund balance of \$5,414,702, which is \$240,553 higher than last year's total of \$5,174,149. The schedule below indicates the fund cash balance and the total change in fund cash balance as of June 30, 2019 and June 30, 2018, for all major and nonmajor governmental funds.

	Fund Cash Balance <u>June 30, 2019</u>	Fund Cash Balance <u>June 30, 2018</u>	Increase (Decrease)
General	\$ 4,867,957	\$ 4,613,415	\$ 254,542
Other nonmajor governmental funds	<u>546,745</u>	<u>560,734</u>	<u>(13,989)</u>
Total	<u>\$ 5,414,702</u>	<u>\$ 5,174,149</u>	<u>\$ 240,553</u>

General Fund

The general fund, the District's major fund, had cash receipts of \$6,102,928 in fiscal year 2019. The cash disbursements of the general fund were \$5,848,386 in fiscal year 2019. The general fund's cash balance increased \$254,542 or 5.52% from fiscal year 2018 to fiscal year 2019.

**MILLER CITY-NEW CLEVELAND LOCAL SCHOOL DISTRICT
PUTNAM COUNTY, OHIO**

MANAGEMENT'S DISCUSSION AND ANALYSIS
FOR THE FISCAL YEAR ENDED JUNE 30, 2019
UNAUDITED

The table that follows assists in illustrating the cash receipts of the general fund.

	<u>2019</u> <u>Amount</u>	<u>2018</u> <u>Amount</u>	<u>Percentage</u> <u>Change</u>
<u>Cash Receipts:</u>			
Taxes	\$ 1,934,578	\$ 1,888,967	2.41 %
Payment in lieu of taxes	7,981	2,940	171.46 %
Tuition	660,297	659,216	0.16 %
Earnings on investments	69,832	27,361	155.22 %
Miscellaneous	104,281	74,695	39.61 %
Intergovernmental	<u>3,325,959</u>	<u>3,318,537</u>	0.22 %
 Total	 <u>\$ 6,102,928</u>	 <u>\$ 5,971,716</u>	 2.20 %

The District's increase in miscellaneous revenue was due to an increase in transportation fees and rental income. The District's increase in earnings on investments receipts was due to better performance by the District's investments. All other cash receipts remained comparable to fiscal year 2018.

The table that follows assists in illustrating the cash disbursements of the general fund.

	<u>2019</u> <u>Amount</u>	<u>2018</u> <u>Amount</u>	<u>Percentage</u> <u>Change</u>
<u>Cash Disbursements</u>			
Instruction	\$ 3,372,956	\$ 3,115,805	8.25 %
Support services	2,238,600	1,734,526	29.06 %
Operation of non instruction services	73,717	65,573	12.42 %
Extracurricular	128,326	122,398	4.84 %
Principal retirement	17,000	16,000	6.25 %
Interest and fiscal charges	<u>17,787</u>	<u>18,644</u>	(4.60) %
 Total	 <u>\$ 5,848,386</u>	 <u>\$ 5,072,946</u>	 15.29 %

The increase in support services is due to an increase in operations and maintenance disbursements. Principal retirement disbursements increased 6.25 percent and interest and fiscal charges decreased 4.60 percent due to payment being one payment further into the amortization schedule of the OSFC lease purchase. All other cash disbursements remained comparable to fiscal year 2019.

Budgeting Highlights - General Fund

The District's budget is prepared according to Ohio law and is based on accounting for certain transactions on a basis of cash receipts, disbursements and encumbrances. The most significant budgeted fund is the general fund.

During the course of fiscal year 2019, the District amended its general fund budget several times. For the general fund, final budgeted receipts were \$6,054,749 which was \$44,516 less than the original budgeted receipts of \$6,099,265. Actual receipts for fiscal year 2019 were \$6,093,247 which was \$38,498 more than the final budgeted receipts.

**MILLER CITY-NEW CLEVELAND LOCAL SCHOOL DISTRICT
PUTNAM COUNTY, OHIO**

MANAGEMENT'S DISCUSSION AND ANALYSIS
FOR THE FISCAL YEAR ENDED JUNE 30, 2019
UNAUDITED

General fund original budgeted disbursements and other financing uses of \$5,787,043 were increased to \$6,195,394 in the final budgeted disbursements. The actual budget basis disbursement for fiscal year 2019 totaled \$6,047,925, which was \$147,469 less than the final budgeted disbursements.

Capital Assets and Debt Administration

Capital Assets

The District does not record capital assets in the accompanying cash basis basic financial statements, but records payments for capital assets as disbursements.

Debt Administration

The District had the following long-term obligations outstanding at June 30, 2019 and 2018.

	Governmental Activities <u>2019</u>	Governmental Activities <u>2018</u>
General obligation refunding bonds	\$ 245,000	\$ 310,000
OSFC lease purchase	<u>318,000</u>	<u>335,000</u>
Total long-term obligations	<u>\$ 563,000</u>	<u>\$ 645,000</u>

Current Financial Related Activities

The District has continued to maintain the highest standards of service to our students, parents and community. The District is always presented with challenges and opportunities. The District has carefully managed its general fund budgets in order to optimize the dollars available for educating the students it serves.

To ensure the five-year forecast remains strong, management will continue to budget within the confines of the revenue stream. The balance of revenues and expenses is perilous. State cuts to foundation funding, increased costs of salaries/benefits, and the elimination of promised reimbursements can quickly reduce cash reserves. The challenge for the District's Management is to continue to provide the resources necessary to meet student needs and be able to stay within our budget for the year.

Contacting the District's Financial Management

This financial report is designed to provide our citizens, taxpayers, investors and creditors with a general overview of the District's finances and to show the District's accountability for the money it receives. If you have questions about this report or need additional financial information, contact Michael Siebeneck, Treasurer, Miller City-New Cleveland Local School District, 200 North Main Street, P.O. Box 38, Miller City, Ohio 45864-0038.

**MILLER CITY - NEW CLEVELAND LOCAL SCHOOL DISTRICT
PUTNAM COUNTY, OHIO**

**STATEMENT OF NET POSITION - CASH BASIS
JUNE 30, 2019**

	<u>Governmental Activities</u>
Assets:	
Equity in pooled cash and cash equivalents . . .	<u>\$ 5,414,702</u>
 Net cash position:	
Restricted for:	
Classroom facilities maintenance	59,981
Debt service	387,329
Locally funded programs	15,599
State funded programs	2,140
Student activities	9,274
Other purposes	72,430
Unrestricted	<u>4,867,949</u>
Total net cash position	<u>\$ 5,414,702</u>

SEE ACCOMPANYING NOTES TO THE BASIC FINANCIAL STATEMENTS

**MILLER CITY - NEW CLEVELAND LOCAL SCHOOL DISTRICT
PUTNAM COUNTY, OHIO**

STATEMENT OF ACTIVITIES - CASH BASIS
FOR THE FISCAL YEAR ENDED JUNE 30, 2019

	Cash Disbursements	Program Cash Receipts		Net (Cash Disbursements) Cash Receipts and Changes in Net Cash Position
		Charges for Services and Sales	Operating Grants and Contributions	Governmental Activities
Governmental activities:				
Instruction:				
Regular	\$ 2,704,698	\$ 697,472	\$ 14,352	\$ (1,992,874)
Special	505,978	-	232,051	(273,927)
Vocational	292,222	-	91,645	(200,577)
Adult/continuing.	982	-	3,544	2,562
Support services:				
Pupil.	195,170	-	243	(194,927)
Instructional staff	185,278	-	61,548	(123,730)
Board of education	94,025	-	-	(94,025)
Administration.	390,315	-	-	(390,315)
Fiscal.	20,409	-	-	(20,409)
Operations and maintenance	1,098,737	26,420	-	(1,072,317)
Pupil transportation.	340,409	17,924	17,965	(304,520)
Central	2,707	-	-	(2,707)
Operation of non-instructional services:				
Other non-instructional services	76,166	-	2,937	(73,229)
Food service operations	241,844	192,414	33,293	(16,137)
Extracurricular activities.	225,960	112,442	7,662	(105,856)
Debt service:				
Principal retirement	82,000	-	-	(82,000)
Interest and fiscal charges	28,887	-	-	(28,887)
Total governmental activities	<u>\$ 6,485,787</u>	<u>\$ 1,046,672</u>	<u>\$ 465,240</u>	<u>(4,973,875)</u>
General cash receipts:				
Property taxes levied for:				
General purposes				1,200,040
Debt service.				33,620
Special revenue.				16,523
Income taxes levied for:				
General purposes				734,538
Payments in lieu of taxes				7,981
Grants and entitlements not restricted				
to specific programs				3,148,354
Investment earnings				69,832
Miscellaneous				3,540
Total general cash receipts				<u>5,214,428</u>
Change in net cash position				240,553
Net cash position at beginning of year				<u>5,174,149</u>
Net cash position at end of year.				<u>\$ 5,414,702</u>

SEE ACCOMPANYING NOTES TO THE BASIC FINANCIAL STATEMENTS

**MILLER CITY - NEW CLEVELAND LOCAL SCHOOL DISTRICT
PUTNAM COUNTY, OHIO**

STATEMENT OF ASSETS AND FUND BALANCES - CASH BASIS
GOVERNMENTAL FUNDS
JUNE 30, 2019

	General	Nonmajor Governmental Funds	Total Governmental Funds
Assets:			
Equity in pooled cash and cash equivalents . . .	\$ 4,867,957	\$ 546,745	\$ 5,414,702
Fund balances:			
Restricted:			
Debt service	\$ -	\$ 387,329	\$ 387,329
Classroom facilities maintenance	-	59,981	59,981
Food service operations	-	72,430	72,430
Other purposes	-	17,739	17,739
Extracurricular activities	-	9,274	9,274
Assigned:			
Student instruction	9,217	-	9,217
Student and staff support	208,580	-	208,580
Extracurricular activities	300	-	300
School supplies	2,465	-	2,465
Unassigned (deficit)	4,647,395	(8)	4,647,387
Total fund balances	\$ 4,867,957	\$ 546,745	\$ 5,414,702

SEE ACCOMPANYING NOTES TO THE BASIC FINANCIAL STATEMENTS

**MILLER CITY - NEW CLEVELAND LOCAL SCHOOL DISTRICT
PUTNAM COUNTY, OHIO**

STATEMENT OF CASH RECEIPTS, CASH DISBURSEMENTS AND CHANGES
IN FUND CASH BALANCES - CASH BASIS - GOVERNMENTAL FUNDS
FOR THE FISCAL YEAR ENDED JUNE 30, 2019

	<u>General</u>	<u>Nonmajor Governmental Funds</u>	<u>Total Governmental Funds</u>
Receipts:			
From local sources:			
Property taxes	\$ 1,200,040	\$ 50,143	\$ 1,250,183
Income taxes	734,538	-	734,538
Payment in lieu of taxes	7,981	-	7,981
Tuition	660,297	-	660,297
Transportation fees	17,924	-	17,924
Earnings on investments	69,832	577	70,409
Charges for services	-	192,414	192,414
Extracurricular	11,453	93,220	104,673
Classroom materials and fees	37,175	-	37,175
Rental income	26,420	-	26,420
Contributions and donations	7,769	7,905	15,674
Other local revenues	3,540	265	3,805
Intergovernmental - intermediate	8,900	20,983	29,883
Intergovernmental - state	3,317,059	43,802	3,360,861
Intergovernmental - federal	-	214,103	214,103
Total receipts	<u>6,102,928</u>	<u>623,412</u>	<u>6,726,340</u>
Disbursements:			
Current:			
Instruction:			
Regular	2,698,814	5,884	2,704,698
Special	388,056	117,922	505,978
Vocational	286,086	6,136	292,222
Adult/continuing	-	982	982
Support services:			
Pupil	192,073	3,097	195,170
Instructional staff	127,266	58,012	185,278
Board of education	92,667	1,358	94,025
Administration	390,315	-	390,315
Fiscal	20,409	-	20,409
Operations and maintenance	1,075,008	23,729	1,098,737
Pupil transportation	338,155	2,254	340,409
Central	2,707	-	2,707
Operation of non-instructional services:			
Other operation of non-instructional	73,717	2,449	76,166
Food service operations	-	241,844	241,844
Extracurricular activities	128,326	97,634	225,960
Debt service:			
Principal retirement	17,000	65,000	82,000
Interest and fiscal charges	17,787	11,100	28,887
Total disbursements	<u>5,848,386</u>	<u>637,401</u>	<u>6,485,787</u>
Net change in fund balances	254,542	(13,989)	240,553
Fund balances at beginning of year	<u>4,613,415</u>	<u>560,734</u>	<u>5,174,149</u>
Fund balances at end of year	<u>\$ 4,867,957</u>	<u>\$ 546,745</u>	<u>\$ 5,414,702</u>

SEE ACCOMPANYING NOTES TO THE BASIC FINANCIAL STATEMENTS

**MILLER CITY - NEW CLEVELAND LOCAL SCHOOL DISTRICT
PUTNAM COUNTY, OHIO**

STATEMENT OF CASH RECEIPTS, CASH DISBURSEMENTS, AND CHANGES IN FUND BALANCE
BUDGET AND ACTUAL - BUDGET BASIS (CASH BASIS) - GENERAL FUND
FOR THE FISCAL YEAR ENDED JUNE 30, 2019

	<u>Budgeted Amounts</u>			Variance with Final Budget Positive (Negative)
	<u>Original</u>	<u>Final</u>	<u>Actual</u>	
Budgetary basis receipts:				
From local sources:				
Property taxes	\$ 1,205,877	\$ 1,197,076	\$ 1,200,040	\$ 2,964
Income taxes	760,143	754,595	734,538	(20,057)
Payment in lieu of taxes	-	-	7,981	7,981
Tuition	677,676	672,730	660,297	(12,433)
Transportation fees	9,243	9,176	17,924	8,748
Earnings on investments	39,453	39,165	69,832	30,667
Extracurricular	10,275	10,200	10,200	-
Classroom materials and fees	33,510	33,265	31,157	(2,108)
Rental income	14,295	14,191	26,420	12,229
Contributions and donations	32	32	5,359	5,327
Other local revenues	3,829	3,801	3,540	(261)
Intergovernmental - intermediate	8,965	8,900	8,900	-
Intergovernmental - state	3,325,221	3,300,952	3,317,059	16,107
Intergovernmental - federal	10,744	10,666	-	(10,666)
Total budgetary receipts	<u>6,099,265</u>	<u>6,054,749</u>	<u>6,093,247</u>	<u>38,498</u>
Budgetary basis disbursements:				
Current:				
Instruction:				
Regular	2,731,167	2,656,918	2,699,624	(42,706)
Special	455,041	497,119	390,121	106,998
Vocational	317,468	294,499	286,698	7,801
Support services:				
Pupil	103,178	120,713	193,660	(72,947)
Instructional staff	126,298	117,160	135,168	(18,008)
Board of education	75,152	144,715	93,561	51,154
Administration	404,672	375,394	392,666	(17,272)
Fiscal	27,065	25,107	20,431	4,676
Operations and maintenance	802,619	1,269,551	1,237,148	32,403
Pupil transportation	489,055	453,672	369,832	83,840
Central	2,676	2,482	2,707	(225)
Operation of non-instructional services	77,318	71,724	73,717	(1,993)
Extracurricular activities	134,255	128,232	117,805	10,427
Debt service:				
Principal	18,973	17,600	17,000	600
Interest and fiscal charges	21,660	20,093	17,428	2,665
Other dues and fees	447	415	359	56
Total budgetary disbursements	<u>5,787,043</u>	<u>6,195,394</u>	<u>6,047,925</u>	<u>147,469</u>
Net change in fund balance	312,222	(140,645)	45,322	185,967
Fund balance at beginning of year	4,428,499	4,428,499	4,428,499	-
Prior year encumbrances appropriated	179,207	179,207	179,207	-
Fund balance at end of year	<u>\$ 4,919,928</u>	<u>\$ 4,467,061</u>	<u>\$ 4,653,028</u>	<u>\$ 185,967</u>

SEE ACCOMPANYING NOTES TO THE BASIC FINANCIAL STATEMENTS

**MILLER CITY - NEW CLEVELAND LOCAL SCHOOL DISTRICT
PUTNAM COUNTY, OHIO**

STATEMENT OF FIDUCIARY NET POSITION - CASH POSITION
FIDUCIARY FUNDS
JUNE 30, 2019

	Private Purpose Trust	
	Scholarship	Agency
Assets:		
Equity in pooled cash and cash equivalents	\$ 151,912	\$ 71,467
Net position:		
Held in trust for scholarships	\$ 151,912	\$ -
Held for student activities	-	71,467
Total net position.	\$ 151,912	\$ 71,467

SEE ACCOMPANYING NOTES TO THE BASIC FINANCIAL STATEMENTS

**MILLER CITY - NEW CLEVELAND LOCAL SCHOOL DISTRICT
PUTNAM COUNTY, OHIO**

STATEMENT OF CHANGES IN FIDUCIARY NET POSITION - CASH BASIS
FIDUCIARY FUND
FOR THE FISCAL YEAR ENDED JUNE 30, 2019

	Private Purpose Trust
	Scholarship
Additions:	
Interest	\$ 1,139
Gifts and contributions	10,950
Total additions.	12,089
 Deductions:	
Scholarships awarded	9,799
Change in net position	2,290
Net position at beginning of year.	149,622
Net position at end of year	\$ 151,912

SEE ACCOMPANYING NOTES TO THE BASIC FINANCIAL STATEMENTS

**MILLER CITY-NEW CLEVELAND LOCAL SCHOOL DISTRICT
PUTNAM COUNTY, OHIO**

**NOTES TO THE FINANCIAL STATEMENTS
FOR THE FISCAL YEAR ENDED JUNE 30, 2019**

NOTE 1 - DESCRIPTION OF THE SCHOOL DISTRICT

Miller City-New Cleveland Local School District (the District) is located in Putnam County, including the Village of Miller City and all or portions of Greensburg, Liberty, Ottawa and Palmer Townships. The District serves an area of approximately 48 square miles.

The District was organized in 1932, in accordance with Sections 2 and 3, Article VI of the Constitution of the State of Ohio. Under such laws, there is no authority for a school district to have a charter or adopt local laws. The legislative power of the District is vested in the Board of Education, consisting of five members elected at large for staggered four year terms.

The District currently operates one instructional building. The District employs 43 non-certified and 36 certified (including administrative) full-time and part-time employees to provide services to approximately 490 students in grades K through 12 and various community groups.

NOTE 2 - SUMMARY OF SIGNIFICANT ACCOUNTING POLICIES

As discussed further in Note 2.D., these financial statements are presented on the cash basis of accounting. The cash basis of accounting differs from accounting principles generally accepted in the United States of America (GAAP). GAAP includes all relevant Governmental Accounting Standards Board (GASB) pronouncements. In cases where these cash basis statements contain items that are the same as, or similar to, those items in financial statements prepared in conformity with GAAP, similar informative disclosures are provided.

A. The Reporting Entity

The reporting entity has been defined in accordance with GASB Statement No. 14, "The Financial Reporting Entity" as amended by GASB Statement No. 39, "Determining Whether Certain Organizations Are Component Units" and GASB Statement No. 61, "The Financial Reporting Entity: Omnibus an amendment of GASB Statements No. 14 and No. 34". The reporting entity is composed of the primary government and component units. The primary government consists of all funds, departments, boards and agencies that are not legally separate from the District. For the District, this includes general operations, food service, and student related activities of the District.

Component units are legally separate organizations for which the District is financially accountable. The District is financially accountable for an organization if the District appoints a voting majority of the organization's Governing Board and (1) the District is able to significantly influence the programs or services performed or provided by the organization; or (2) the District is legally entitled to or can otherwise access the organization's resources; or (3) the District is legally obligated or has otherwise assumed the responsibility to finance the deficits of, or provide financial support to, the organization; or (4) the District is obligated for the debt of the organization. Component units may also include organizations that are fiscally dependent on the District in that the District approves the budget, the issuance of debt or the levying of taxes. Certain organizations are also included as component units if the nature and significance of the relationship between the primary government and the organization is such that exclusion by the primary government would render the primary government's financial statements incomplete or misleading. Based upon the application of these criteria, the District has no component units. The basic financial statements of the reporting entity include only those of the District (the primary government).

**MILLER CITY-NEW CLEVELAND LOCAL SCHOOL DISTRICT
PUTNAM COUNTY, OHIO**

NOTES TO THE FINANCIAL STATEMENTS
FOR THE FISCAL YEAR ENDED JUNE 30, 2019

NOTE 2 - SUMMARY OF SIGNIFICANT ACCOUNTING POLICIES - (Continued)

The District participates in one jointly governed organization and three public entity risk pools. The financial statements exclude these entities which perform activities within the District's boundaries for the benefit of its residents because the District is not financially accountable for these entities nor are these entities fiscally dependent on the District. These organizations are:

JOINTLY GOVERNED ORGANIZATION

Northwest Ohio Area Computer Services Cooperative

The District is a participant in the Northwest Ohio Area Computer Services Cooperative (NOACSC), which is a computer consortium. NOACSC is an association of public school districts within the boundaries of Allen, Hancock, Paulding, Putnam, Wood, Lucas, and Van Wert counties, and the cities of St. Marys and Wapakoneta. The organization was formed for the purpose of applying modern technology (with the aid of computers and other electronic equipment) to administrative and instructional functions among member school districts.

The governing board of NOACSC consists of two representatives from each county elected by majority vote of all charter member school districts within each county, plus one representative from the fiscal agent school district. During fiscal year 2019, the District paid \$30,727 to NOACSC for various services. Financial information can be obtained from Ray Burden, who serves as director, at 4277 East Road, Elida, Ohio 45807.

PUBLIC ENTITY RISK POOL

Schools of Ohio Risk Sharing Authority

The District participates in the Schools of Ohio Risk Sharing Authority Board (SORSA), an insurance purchasing pool. SORSA's business affairs are conducted by a nine member Board of directors consisting of a President, Vice President, Secretary, Treasurer and five delegates. SORSA was created to provide joint self-insurance coverage and to assist members to prevent and reduce losses and injuries to the District's property and persons. It is intended to provide liability and property insurance at reduced premiums for the participants. SORSA is organized as a nonprofit corporation under provisions of Ohio Revised Code 2744.

Putnam County School Insurance Group

The District participates as a member of the Putnam County School Insurance Group, a public entity risk pool, administered by Huntington Trust. The District converted its fully-insured medical insurance program to partial self insurance through participation in this public entity risk pool. Medical Mutual of Ohio provides claims review and processing. The District maintains stop-loss coverage for its medical insurance program. Aggregate stop loss is maintained for expected claims.

**MILLER CITY-NEW CLEVELAND LOCAL SCHOOL DISTRICT
PUTNAM COUNTY, OHIO**

NOTES TO THE FINANCIAL STATEMENTS
FOR THE FISCAL YEAR ENDED JUNE 30, 2019

NOTE 2 - SUMMARY OF SIGNIFICANT ACCOUNTING POLICIES - (Continued)

OSBA Workers' Compensation Group Rating Plan

For fiscal year 2019, the District participated in the Ohio School Boards Association/Ohio Association of School Business Officials Workers' Compensation Group Rating Program (the Plan), an insurance purchasing pool. The intent of the Plan is to achieve the benefit of a reduced premium for the District by virtue of its grouping and representation with other participants in the Plan. The workers' compensation experience of the participating school districts is calculated as one experience and a common premium rate is applied to all school districts in the Plan. Each participant pays its workers' compensation premium to the State based on the rate for the Plan rather than its individual rate. Total savings are then calculated and each participant's individual performance is compared to the overall savings percentage of the Plan.

A participant will then either receive money from or be required to contribute to the "equity pooling fund". This "equity pooling" arrangement insures that each participant shares equally in the overall performance of the Plan. Participation in the Plan is limited to school districts that can meet the Plan's selection criteria. The firm of CompManagement, Inc. provides administrative, cost control, and actuarial services to the Plan.

B. Fund Accounting

The District uses funds to maintain its financial records during the year. A fund is defined as a fiscal and accounting entity with a self-balancing set of accounts. There are three categories of funds: governmental, proprietary and fiduciary.

GOVERNMENTAL FUNDS

Governmental funds are those through which most governmental functions typically are financed. Governmental fund reporting focuses on the sources, uses and balances of current financial resources. Expendable assets are assigned to the various governmental funds according to the purposes for which they may or must be used.

The following is the District's major governmental fund:

General fund - The general fund is used to account for and report all financial resources not accounted for and reported in another fund. The general fund balance is available for any purpose provided it is expended or transferred according to the general laws of Ohio.

Other governmental funds of the District are used to account for specific revenue sources that are (a) financial resources that are restricted, committed, or assigned to expenditures for principal and interest, and (b) specific revenue sources that are restricted or committed to an expenditure for specified purposes other than debt service or capital projects.

PROPRIETARY FUND TYPE

Proprietary funds are used to account for the District's ongoing activities which are similar to those found in the private sector. The District has no proprietary funds.

**MILLER CITY-NEW CLEVELAND LOCAL SCHOOL DISTRICT
PUTNAM COUNTY, OHIO**

NOTES TO THE FINANCIAL STATEMENTS
FOR THE FISCAL YEAR ENDED JUNE 30, 2019

NOTE 2 - SUMMARY OF SIGNIFICANT ACCOUNTING POLICIES - (Continued)

FIDUCIARY FUND TYPES

The fiduciary fund category is split into four classifications: pension trust funds, investment trust funds, private-purpose trust funds and agency funds. Trust funds are used to account for assets held by the District under a trust agreement for individuals, private organizations, or other governments and are therefore not available to support the District's own programs. The District's only trust fund is a private-purpose trust which accounts for scholarship programs for students. Funds for which the District is acting in an agency capacity are classified as agency funds. The District's agency funds account for student activities.

C. Basis of Presentation

Government-Wide Financial Statements - The statement of net position - cash basis and the statement of activities - cash basis display information about the District as a whole. These statements include the financial activities of the primary government, except for fiduciary funds.

The government-wide statement of activities - cash basis presents a comparison between direct disbursements and program receipts for each function or program of the governmental activities of the District. Direct disbursements are those that are specifically associated with a service, program or department and therefore clearly identifiable to a particular function. Program receipts include amounts paid by the recipient of goods or services offered by the program and grants and contributions that are restricted to meeting the operational or capital requirements of a particular program. Receipts not classified as program receipts are presented as general receipts of the District.

Fund Financial Statements - Fund financial statements report detailed information about the District. The focus of governmental fund financial statements is on major funds rather than reporting funds by type. Each major fund is presented in a separate column, and all nonmajor funds are aggregated into one column. Fiduciary funds are reported by fund type.

D. Basis of Accounting

Although required by Ohio Administrative Code § 117-2-03(B) to prepare its annual financial report in accordance with GAAP, the District chooses to prepare its financial statements and notes on the cash basis of accounting. The cash basis of accounting is a comprehensive basis of accounting other than GAAP. Receipts are recognized when received in cash rather than when earned, and disbursements are recognized when paid rather than when a liability is incurred.

As a result of the use of the cash basis of accounting, certain assets and their related revenue (such as accounts receivable and revenue billed or provided services not yet collected) and certain liabilities and their related expenses (such as accounts payable and expenses for goods or services received, but not yet paid, and accrued expenses and liabilities) are not recorded in these financial statements.

These statements include adequate disclosure of material matters, in accordance with the basis of accounting described in the preceding paragraph.

**MILLER CITY-NEW CLEVELAND LOCAL SCHOOL DISTRICT
PUTNAM COUNTY, OHIO**

NOTES TO THE FINANCIAL STATEMENTS
FOR THE FISCAL YEAR ENDED JUNE 30, 2019

NOTE 2 - SUMMARY OF SIGNIFICANT ACCOUNTING POLICIES - (Continued)

E. Budgetary Process

All funds, except agency funds, are legally required to be budgeted and appropriated. The major documents prepared are the certificate of estimated resources and the appropriations resolution, both of which are prepared on the budgetary basis of accounting. The certificate of estimated resources establishes a limit on the amount the Board of Education may appropriate. The appropriations resolution is the Board's authorization to spend resources and sets annual limits on cash disbursements plus encumbrances at the level of control selected by the Board. The legal level of control has been established by the Board at the fund level for all funds. Although the legal level of budgetary control was established at the fund level of disbursements, the District has elected to present the general fund budgetary statement comparison at the fund and function level. Budgetary allocations at the fund level are made by the Treasurer.

The certificate of estimated resources may be amended during the fiscal year if projected increases or decreases in receipts are identified by the Treasurer. The amounts reported as the original budgeted amounts on the budgetary statements reflect the amounts on the certificate of estimated resources when the original appropriations were adopted. The amounts reported as the final budgeted amounts on the budgetary statements reflect the amounts on the amended certificate of estimated resources in effect at the time final appropriations were passed by the Board.

The appropriation resolution is subject to amendment throughout the year with the restriction that appropriations cannot exceed estimated resources. The amounts reported as the original budgeted amounts reflect the first appropriation resolution for that fund that covered the entire fiscal year, including amounts automatically carried forward from prior fiscal years. The amounts reported as the final budgeted amounts represent the final appropriation amounts passed by the Board during the fiscal year.

F. Cash and Cash Equivalents

To improve cash management, cash received by the District is pooled. Monies for all funds are maintained in this pool. Individual fund integrity is maintained through District records. Each fund's interest in the pool is presented as "equity in pooled cash and cash equivalents" on the basic financial statements.

During 2019, the District invested in nonnegotiable certificates of deposit. Investments are reported at cost.

Following Ohio statutes, the Board of Education has, by resolution, specified the funds to receive an allocation of interest earnings. Interest revenue credited to the general fund during fiscal year 2019 amounted to \$69,832, which includes \$9,319 assigned from other funds.

For presentation on the basic financial statements, investments of the cash management pool and investments with original maturities of three months or less at the time they are purchased by the District are considered to be cash equivalents. Investments with an initial maturity of more than three months that were not purchased from the cash management pool are reported as investments.

**MILLER CITY-NEW CLEVELAND LOCAL SCHOOL DISTRICT
PUTNAM COUNTY, OHIO**

**NOTES TO THE FINANCIAL STATEMENTS
FOR THE FISCAL YEAR ENDED JUNE 30, 2019**

NOTE 2 - SUMMARY OF SIGNIFICANT ACCOUNTING POLICIES - (Continued)

Investments are reported as assets. Accordingly, purchases of investments are not recorded as disbursements, and sales of investments are not recorded as receipts. Gains or losses at the time of sale are recorded as receipts or negative receipts (contra revenue), respectively. At June 30, 2019, the District had no investments.

An analysis of the District's deposits and investments at year-end is provided in Note 4.

G. Inventory and Prepaid Items

The District reports disbursements for inventory and prepaid items when paid. These items are not reflected as assets.

H. Capital Assets

Acquisitions of property, plant and equipment are recorded as disbursements when paid. These items are not reflected as assets on the accompanying financial statements. Depreciation is not recorded on these capital assets.

I. Accumulated Leave

In certain circumstances, such as upon leaving employment or retirement, employees are entitled to cash payments for unused leave. Unpaid leave is not reflected as a liability under the District's cash basis of accounting.

J. Employer Contributions to Cost-Sharing Pension Plans

The District recognizes the disbursement for employer contributions to cost-sharing pension plans when they are paid. As described in Notes 9 and 10, the employer contributions include portions for pension benefits and for postretirement health care benefits.

K. Long-Term Obligations

Cash basis financial statements do not report liabilities for bonds and other long-term obligations. Proceeds of debt issues are reported as receipts when cash is received and principal and interest payments are reported as disbursements when paid.

L. Interfund Transactions

Exchange transactions between funds are reported as receipts in the seller funds and as disbursements in the purchaser funds. Flows of cash or goods from one fund to another without a requirement for repayment are reported as interfund transfers. Interfund loans are reported as advances-in and advances-out. Advances are not reflected as assets and liabilities in the accompanying financial statements. Interfund transfers and advances are reported as other financing sources/uses in governmental funds. Repayments from funds responsible for particular disbursements to the funds that initially paid for them are not presented on the basic financial statements. Interfund activity between governmental funds is eliminated on the statement of net position - cash basis and the statement of activities - cash basis.

**MILLER CITY-NEW CLEVELAND LOCAL SCHOOL DISTRICT
PUTNAM COUNTY, OHIO**

NOTES TO THE FINANCIAL STATEMENTS
FOR THE FISCAL YEAR ENDED JUNE 30, 2019

NOTE 2 - SUMMARY OF SIGNIFICANT ACCOUNTING POLICIES - (Continued)

M. Net Cash Position

Net cash position is reported as restricted when enabling legislation or creditors, grantors or laws or regulations of other governments have imposed limitations on its use. The District first applies restricted resources when a disbursement is incurred for purposes for which both restricted and unrestricted net cash position is available.

N. Fund Balance

Fund balance is divided into five classifications based primarily on the extent to which the District is bound to observe constraints imposed upon the use of the resources in the governmental funds. The classifications are as follows:

Nonspendable - The nonspendable fund balance classification includes amounts that cannot be spent because they are not in spendable form or legally required to be maintained intact. The “not in spendable form” criterion includes items that are not expected to be converted to cash. It also includes the long-term amount of loans receivable.

Restricted - Fund balance is reported as restricted when constraints are placed on the use of resources that are either externally imposed by creditors (such as through debt covenants), grantors, contributors, or laws or regulations of other governments, or imposed by law through constitutional provisions or enabling legislation.

Committed - The committed fund balance classification includes amounts that can be used only for the specific purposes imposed by a formal action (resolution) of the District Board of Education (the highest level of decision making authority). Those committed amounts cannot be used for any other purpose unless the District Board of Education removes or changes the specified use by taking the same type of action (resolution) it employed to previously commit those amounts. Committed fund balance also incorporates contractual obligations to the extent that existing resources in the fund have been specifically committed for use in satisfying those contractual requirements.

Assigned - Amounts in the assigned fund balance classification are intended to be used by the District for specific purposes but do not meet the criteria to be classified as restricted nor committed. In governmental funds other than the general fund, assigned fund balance represents the remaining amount that is not restricted or committed. In the general fund, assigned amounts represent intended uses established by policies of the District Board of Education, which includes giving the Treasurer the authority to constrain monies for intended purposes.

Unassigned - Unassigned fund balance is the residual classification for the general fund and includes all spendable amounts not contained in the other classifications. In other governmental funds, the unassigned classification is only used to report a deficit fund balance resulting from overspending for specific purposes for which amounts had been restricted, committed, or assigned.

**MILLER CITY-NEW CLEVELAND LOCAL SCHOOL DISTRICT
PUTNAM COUNTY, OHIO**

NOTES TO THE FINANCIAL STATEMENTS
FOR THE FISCAL YEAR ENDED JUNE 30, 2019

NOTE 2 - SUMMARY OF SIGNIFICANT ACCOUNTING POLICIES - (Continued)

The District applies restricted resources first when expenditures are incurred for purposes for which restricted and unrestricted (committed, assigned, and unassigned) fund balance is available. Similarly, within unrestricted fund balance, committed amounts are reduced first followed by assigned, and then unassigned amounts when expenditures are incurred for purposes for which amounts in any of the unrestricted fund balance classifications could be used.

O. Extraordinary and Special Items

Extraordinary items are transactions or events that are both unusual in nature and infrequent in occurrence. The District had neither transaction for fiscal year 2019.

P. Pensions/Other Postemployment Benefits (OPEB)

For purposes of measuring the net pension/OPEB liability and net OPEB asset, information about the fiduciary net position of the pension/OPEB plans and additions to/deductions from their fiduciary net position have been determined on the same basis as they are reported by the pension/OPEB plan. For this purpose, benefit payments (including refunds of employee contributions) are recognized when due and payable in accordance with the benefit terms. The pension/OPEB plans report investments at fair value.

NOTE 3 - ACCOUNTABILITY AND COMPLIANCE

A. Change in Accounting Principles

For fiscal year 2019, the District has implemented GASB Statement No. 83, "Certain Asset Retirement Obligations" and GASB Statement No. 88, "Certain Disclosures Related to Debt, Including Direct Borrowings and Direct Placements".

GASB Statement No. 83 addresses accounting and financial reporting for certain asset retirement obligations (AROs). An ARO is a legally enforceable liability associated with the retirement of a tangible capital asset. A government that has legal obligations to perform future asset retirement activities related to its tangible capital assets should recognize a liability. The implementation of GASB Statement No. 83 did not have an effect on the financial statements of the District.

GASB Statement No. 88 improves the information that is disclosed in notes to the basic financial statements related to debt, including direct borrowings and direct placements. It also clarifies which liabilities governments should include when disclosing information related to debt. The implementation of GASB Statement No. 88 did not have an effect on the financial statements of the District.

**MILLER CITY-NEW CLEVELAND LOCAL SCHOOL DISTRICT
PUTNAM COUNTY, OHIO**

NOTES TO THE FINANCIAL STATEMENTS
FOR THE FISCAL YEAR ENDED JUNE 30, 2019

NOTE 3 - ACCOUNTABILITY AND COMPLIANCE - (Continued)

B. Deficit Fund Balances

Fund balances at June 30, 2019 included the following individual fund deficits:

<u>Nonmajor funds</u>	<u>Deficit</u>
Title I	\$ 8

The general fund is liable for any deficit in these funds and provides transfers when cash is required.

C. Compliance

Ohio Administrative Code § 117-2-03(B), requires the District to prepare its annual financial report in accordance with generally accepted accounting principles. However, the District prepared its financial statements on a cash basis, which is a comprehensive basis of accounting other than accounting principles generally accepted in the United States of America. The accompanying financial statements omit assets, liabilities, net position / fund balances, and disclosures that, while material, cannot be determined at this time. The District can be fined and various other administrative remedies may be taken against the District.

NOTE 4 - DEPOSITS AND INVESTMENTS

State statutes classify monies held by the District into three categories.

Active deposits are public deposits necessary to meet current demands on the treasury. Such monies must be maintained either as cash in the District treasury, in commercial accounts payable or withdrawable on demand, including negotiable order of withdrawal (NOW) accounts, or in money market deposit accounts.

Inactive deposits are public deposits that the Governing Board has identified as not required for use within the current five-year period of designation of depositories. Inactive deposits must either be evidenced by certificates of deposit maturing not later than the end of the current period of designation of depositories, or by savings or deposit accounts including, but not limited to, passbook accounts.

Interim deposits are deposits of interim monies. Interim monies are those monies which are not needed for immediate use, but which will be needed before the end of the current period of designation of depositories.

Interim deposits must be evidenced by time certificates of deposit maturing not more than one year from the date of deposit or by savings or deposit accounts including passbook accounts.

Interim monies may be deposited or invested in the following securities:

1. United States Treasury Notes, Bills, Bonds, or any other obligation or security issued by the United States Treasury or any other obligation guaranteed as to principal and interest by the United States;

**MILLER CITY-NEW CLEVELAND LOCAL SCHOOL DISTRICT
PUTNAM COUNTY, OHIO**

**NOTES TO THE FINANCIAL STATEMENTS
FOR THE FISCAL YEAR ENDED JUNE 30, 2019**

NOTE 4 - DEPOSITS AND INVESTMENTS - (Continued)

2. Bonds, notes, debentures, or any other obligations or securities issued by any federal government agency or instrumentality, including, but not limited to, the Federal National Mortgage Association, Federal Home Loan Bank, Federal Farm Credit Bank, Federal Home Loan Mortgage Corporation, Government National Mortgage Association, and Student Loan Marketing Association. All federal agency securities shall be direct issuances of federal government agencies or instrumentalities;
3. Written repurchase agreements in the securities listed above provided that the fair value of the securities subject to the repurchase agreement must exceed the principal value of the agreement by at least two percent and be marked to market daily, and that the term of the agreement must not exceed thirty days;
4. Bonds and other obligations of the State of Ohio;
5. Time certificates of deposit or savings or deposit accounts including, but not limited to, passbook accounts;
6. No-load money market mutual funds consisting exclusively of obligations described in items (1 or 2) above and repurchase agreements secured by such obligations, provided that investments in such securities described in this division are made only through eligible institutions;
7. The State Treasurer's investment pool, the State Treasury Asset Reserve of Ohio (STAR Ohio);
8. Certain banker's acceptance and commercial paper notes for a period not to exceed one-hundred-eighty days and two-hundred-seventy days, respectively, from the purchase date in an amount not to exceed forty percent of the interim monies available for investment at any one time; and,
9. Under limited circumstances, corporate debt interests rated in either of the two highest classifications by at least two nationally recognized rating agencies.

Protection of the District's deposits is provided by the Federal Deposit Insurance Corporation (FDIC), by eligible securities pledged by the financial institution as security for repayment, or by the financial institutions participation in the Ohio Pooled Collateral System (OPCS), a collateral pool of eligible securities deposited with a qualified trustee and pledged to the Treasurer of State to secure the repayment of all public monies deposited in the financial institution.

Investments in stripped principal or interest obligations, reverse repurchase agreements and derivatives are prohibited. The issuance of taxable notes for the purpose of arbitrage, the use of leverage and short selling are also prohibited. An investment must mature within five years from the date of purchase unless matched to a specific obligation or debt of the District, and must be purchased with the expectation that it will be held to maturity. Investments may only be made through specified dealers and institutions. Payment for investments may be made only upon delivery of the securities representing the investments to the Treasurer or qualified trustee or, if the securities are not represented by a certificate, upon receipt of confirmation of transfer from the custodian.

**MILLER CITY-NEW CLEVELAND LOCAL SCHOOL DISTRICT
PUTNAM COUNTY, OHIO**

NOTES TO THE FINANCIAL STATEMENTS
FOR THE FISCAL YEAR ENDED JUNE 30, 2019

NOTE 4 - DEPOSITS AND INVESTMENTS - (Continued)

A. Deposits with Financial Institutions

At June 30, 2019, the carrying amount of all District deposits was \$5,638,081 and the bank balance of all District deposits was \$5,661,590. Of the bank balance, \$2,761,316 was covered by the FDIC, \$2,146,057 was covered by eligible securities pledged by the financial institution as security for repayment, and \$754,217 was potentially exposed to custodial credit risk discussed below because those deposits were uninsured and could be uncollateralized. Although all statutory requirements for the deposit of money had been followed, noncompliance with Federal requirements could potentially subject the District to a successful claim by the FDIC.

Custodial credit risk is the risk that, in the event of bank failure, the District will not be able to recover deposits or collateral securities that are in the possession of an outside party. The District has no deposit policy for custodial credit risk beyond the requirements of State statute. Ohio law requires that deposits either be insured or protected by (1) eligible securities pledged to the District and deposited with a qualified trustee by the financial institution as security for repayment whose market value at all times shall be at least 105 percent of the deposits being secured, or (2) participation in the Ohio Pooled Collateral System (OPCS), a collateral pool of eligible securities deposited with a qualified trustee and pledged to the Treasurer of State to secure the repayment of all public monies deposited in the financial institution. OPCS requires the total market value of the securities pledged to be 102 percent of the deposits being secured or a reduced rate set by the Treasurer of State.

B. Investments

As of June 30, 2019, the District had no investments.

C. Reconciliation of Cash and Investments to the Statement of Net Position

The following is a reconciliation of cash and investments reported in the note above to cash as reported on the statement of net position as of June 30, 2019:

<u>Cash and investments per note</u>	Carrying Value
Carrying amount of deposits	<u>\$ 5,638,081</u>
<u>Cash and cash equivalents per statement of net position</u>	Carrying Value
Governmental activities	\$ 5,414,702
Private-purpose trust funds	151,912
Agency fund	<u>71,467</u>
Total	<u>\$ 5,638,081</u>

**MILLER CITY-NEW CLEVELAND LOCAL SCHOOL DISTRICT
PUTNAM COUNTY, OHIO**

**NOTES TO THE FINANCIAL STATEMENTS
FOR THE FISCAL YEAR ENDED JUNE 30, 2019**

NOTE 5 - BUDGETARY BASIS OF ACCOUNTING

While the District is reporting financial position, results of operations and changes in fund balances on the cash basis, the budgetary basis as provided by law is based upon accounting for certain transactions on a basis of cash receipts, disbursements and encumbrances. The budgetary comparison schedule presented for the general fund is presented on the budgetary basis to provide a meaningful comparison of actual results with the budget. The difference between the budget basis and the cash basis is outstanding year end encumbrances are treated as disbursements (budget) rather than an assignment of fund balance (cash).

The following table summarizes the adjustments necessary to reconcile the cash basis statement to the budgetary basis statement for the general fund:

	<u>General fund</u>
Budget basis	\$ 45,322
Funds budgeted elsewhere **	(6,871)
Adjustment for encumbrances	<u>216,091</u>
Cash basis	<u><u>\$ 254,542</u></u>

** As part of Governmental Accounting Standards Board No. 54, “Fund Balance Reporting”, certain funds that are legally budgeted in separate special revenue funds are considered part of the general fund on a cash basis. This includes uniform school supplies, public school support, rotary and unclaimed funds.

NOTE 6 - PROPERTY TAXES

Property taxes are levied and assessed on a calendar year basis while the District fiscal year runs from July through June. First half tax collections are received by the District in the second half of the fiscal year. Second half tax distributions occur in the first half of the following fiscal year.

Property taxes include amounts levied against all real property and public utility property. Real property tax revenues received in calendar year 2019 represent the collection of calendar year 2018 taxes. Real property taxes received in calendar year 2019 were levied after April 1, 2018, on the assessed values as of January 1, 2018, the lien date. Assessed values for real property taxes are established by State statute at 35 percent of appraised market value. Real property taxes are payable annually or semiannually. If paid annually, payment is due December 31; if paid semiannually, the first payment is due December 31, with the remainder payable by June 20. Under certain circumstances, State statute permits alternate payment dates to be established. Public utility property tax revenues received in calendar year 2019 represent the collection of calendar year 2018 taxes. Public utility real and personal property taxes received in calendar year 2019 became a lien on December 31, 2017, were levied after April 1, 2018, and are collected with real property taxes. Public utility real property is assessed at 35 percent of true value; public utility tangible personal property is currently assessed at varying percentages of true value.

The District receives property taxes from Putnam County. The County Auditor periodically advances to the District its portion of the taxes collected. Second-half real property tax payments collected by the County by June 30, 2019, are available to finance fiscal year 2019 operations. The amount of second-half real property taxes available for advance at fiscal year-end can vary based on the date the tax bills are sent.

**MILLER CITY-NEW CLEVELAND LOCAL SCHOOL DISTRICT
PUTNAM COUNTY, OHIO**

NOTES TO THE FINANCIAL STATEMENTS
FOR THE FISCAL YEAR ENDED JUNE 30, 2019

NOTE 6 - PROPERTY TAXES - (Continued)

The assessed values upon which the fiscal year 2019 taxes were collected are:

	2018 Second		2019 First	
	Half Collections		Half Collections	
	<u>Amount</u>	<u>Percent</u>	<u>Amount</u>	<u>Percent</u>
Agricultural/residential and other real estate	\$ 61,458,120	96.88	\$ 62,341,990	96.52
Public utility personal	<u>1,981,170</u>	<u>3.12</u>	<u>2,249,020</u>	<u>3.48</u>
Total	<u>\$ 63,439,290</u>	<u>100.00</u>	<u>\$ 64,591,010</u>	<u>100.00</u>
Tax rate per \$1,000 of assessed valuation	\$33.00		\$31.50	

NOTE 7 - INCOME TAXES

The District levies a voted tax of 1¼ percent for general operations on the income of residents and of estates. The tax was effective in 1993 and is a continuing tax. Employers of residents are required to withhold income tax on compensation and remit the tax to the State. Taxpayers are required to file an annual return. The State makes quarterly distributions to the District after withholding amounts for administrative fees and estimated refunds. Income tax receipts are recorded in the General Fund.

NOTE 8 - RISK MANAGEMENT

A. Risk Pool Membership

The District is exposed to various risks of loss related to torts; theft or damage to, and destruction of assets; errors and omissions; injuries to employees; and natural disasters. For fiscal year 2019, the District contracted with Schools of Ohio Risk Sharing Authority (SORSA) for general liability coverage with a \$15,000,000 single occurrence limit and \$17,000,000 aggregate and no deductible. Professional liability is protected at the level of \$15,000,000 for single occurrence and aggregate limit and a waived deductible. Vehicles have no deductible for both comprehensive and collision and are covered for property and automobile liability insurance in the amount of \$15,000,000. An additional excess liability policy of \$15,000,000 is also included.

Schools of Ohio Risk Sharing Authority holds the coverage for the blanket building and contents and boiler and machinery with a \$29,139,771 limit and a waived deductible. Settled claims have not exceeded this commercial coverage in any of the past three years. There has been no significant reduction in coverage from the prior year.

**MILLER CITY-NEW CLEVELAND LOCAL SCHOOL DISTRICT
PUTNAM COUNTY, OHIO**

NOTES TO THE FINANCIAL STATEMENTS
FOR THE FISCAL YEAR ENDED JUNE 30, 2019

NOTE 8 - RISK MANAGEMENT - (Continued)

B. Employee Medical Benefits

The District participates as a member of the Putnam County School Insurance Group, a public entity risk pool, administered by Huntington Trust. The District converted its fully-insured medical insurance program to partial self insurance through participation in this public entity risk pool. Medical Mutual of Ohio provides claim review and processing. The District maintains stop-loss coverage for its medical insurance program. Aggregate stop loss is maintained for expected claims.

C. Workers' Compensation

For fiscal year 2019, the District participated in the Ohio School Boards Association / CompManagement Workers' Compensation Group Retrospective Rating Program. The Group Retrospective Rating Program is a performance-based incentive program designed to recover a portion of premium for employers that reduce injury rates and lower associated claims costs. It is similar in concept to Group Rating, as employers are evaluated as if the group was one big organization. However, with this program, organizations continue to pay their own individual premium but have the opportunity to receive retrospective premium adjustments (refunds or assessments based on the performance of the group) at the end of each of the three evaluation periods performed by the Ohio Bureau of Workers' Compensation (BWC).

Three evaluations are performed by BWC at 12, 24, and 36 months after the end of the policy year. At the end of each period, BWC looks at the expected losses of the group and compares to the actual losses to calculate the group's retrospective premium. If the premium calculated is less than the group's total standard premium, the participants receive a refund for that period. However, if the premium is greater, an assessment will be levied by BWC, but each group limits the maximum assessment by selecting a premium cap which can be factored into the District's budget.

NOTE 9 - DEFINED BENEFIT PENSION PLANS

Net Pension Liability

Pensions are a component of exchange transactions—between an employer and its employees—of salaries and benefits for employee services. Pensions are provided to an employee—on a deferred-payment basis—as part of the total compensation package offered by an employer for employee services each financial period.

The net pension liability represents the District's proportionate share of each pension plan's collective actuarial present value of projected benefit payments attributable to past periods of service, net of each pension plan's fiduciary net position. The net pension liability calculation is dependent on critical long-term variables, including estimated average life expectancies, earnings on investments, cost of living adjustments and others. While these estimates use the best information available, unknowable future events require adjusting this estimate annually.

The Ohio Revised Code limits the District's obligation for this liability to annually required payments. The District cannot control benefit terms or the manner in which pensions are financed; however, the District does receive the benefit of employees' services in exchange for compensation including pension.

**MILLER CITY-NEW CLEVELAND LOCAL SCHOOL DISTRICT
PUTNAM COUNTY, OHIO**

NOTES TO THE FINANCIAL STATEMENTS
FOR THE FISCAL YEAR ENDED JUNE 30, 2019

NOTE 9 - DEFINED BENEFIT PENSION PLANS - (Continued)

GASB 68 assumes the liability is solely the obligation of the employer, because (1) they benefit from employee services; and (2) State statute requires all funding to come from these employers. All contributions to date have come solely from these employers (which also includes costs paid in the form of withholdings from employees). State statute requires the pension plans to amortize unfunded liabilities within 30 years. If the amortization period exceeds 30 years, each pension plan's board must propose corrective action to the State legislature. Any resulting legislative change to benefits or funding could significantly affect the net pension liability. Resulting adjustments to the net pension liability would be effective when the changes are legally enforceable.

Plan Description - School Employees Retirement System (SERS)

Plan Description - The District non-teaching employees participate in SERS, a cost-sharing multiple-employer defined benefit pension plan administered by SERS. SERS provides retirement, disability and survivor benefits, annual cost-of-living adjustments, and death benefits to plan members and beneficiaries. Authority to establish and amend benefits is provided by Ohio Revised Code Chapter 3309. SERS issues a publicly available, stand-alone financial report that includes financial statements, required supplementary information and detailed information about SERS' fiduciary net position. That report can be obtained by visiting the SERS website at www.ohsers.org under Employers/Audit Resources.

Age and service requirements for retirement are as follows:

	Eligible to Retire on or before August 1, 2017 *	Eligible to Retire after August 1, 2017
Full benefits	Age 65 with 5 years of services credit; or Any age with 30 years of service credit	Age 67 with 10 years of service credit; or Age 57 with 30 years of service credit
Actuarially reduced benefits	Age 60 with 5 years of service credit; or Age 55 with 25 years of service credit	Age 62 with 10 years of service credit; or Age 60 with 25 years of service credit

* Members with 25 years of service credit as of August 1, 2017, will be included in this plan.

Annual retirement benefits are calculated based on final average salary multiplied by a percentage that varies based on years of service; 2.2% for the first thirty years of service and 2.5% for years of service credit over 30. Final average salary is the average of the highest three years of salary.

Effective January 1, 2018, SERS cost-of-living adjustment (COLA) changed from a fixed 3% annual increase to one based on the Consumer Price Index (CPI-W) with a cap of 2.5% and a floor of 0%. SERS also has the authority to award or suspend the COLA, or to adjust the COLA above of below CPI-W. SERS suspended the COLA increases for 2018, 2019 and 2020 for current retirees, and confirmed their intent to implement a four-year waiting period for the state of a COLA for future retirees.

**MILLER CITY-NEW CLEVELAND LOCAL SCHOOL DISTRICT
PUTNAM COUNTY, OHIO**

NOTES TO THE FINANCIAL STATEMENTS
FOR THE FISCAL YEAR ENDED JUNE 30, 2019

NOTE 9 - DEFINED BENEFIT PENSION PLANS - (Continued)

Funding Policy - Plan members are required to contribute 10% of their annual covered salary and the District is required to contribute 14% of annual covered payroll. The contribution requirements of plan members and employers are established and may be amended by the SERS' Retirement Board up to statutory maximum amounts of 10% for plan members and 14% for employers. The Retirement Board, acting with the advice of the actuary, allocates the employer contribution rate among four of the System's funds (Pension Trust Fund, Death Benefit Fund, Medicare B Fund, and Health Care Fund). For the fiscal year ended June 30, 2019, the allocation to pension, death benefits, and Medicare B was 13.5%. The remaining 0.5% of the employer contribution rate was allocated to the Health Care Fund.

The District's contractually required contribution to SERS was \$76,322 for fiscal year 2019.

Plan Description - State Teachers Retirement System (STRS)

Plan Description - Licensed teachers participate in STRS Ohio, a cost-sharing multiple-employer public employee retirement system administered by STRS. STRS provides retirement and disability benefits to members and death and survivor benefits to beneficiaries. STRS issues a stand-alone financial report that includes financial statements, required supplementary information and detailed information about STRS' fiduciary net position. That report can be obtained by writing to STRS, 275 E. Broad St., Columbus, Ohio 43215-3771, by calling (888) 227-7877, or by visiting the STRS website at www.strsoh.org.

New members have a choice of three retirement plans; a Defined Benefit (DB) Plan, a Defined Contribution (DC) Plan and a Combined Plan. Benefits are established by Ohio Revised Code Chapter 3307. The DB Plan offers an annual retirement allowance based on final average salary multiplied by a percentage that varies based on years of service. Effective August 1, 2015, the calculation will be 2.2% of final average salary for the five highest years of earnings multiplied by all years of service. Effective July 1, 2017, the cost-of-living adjustment was reduced to zero. Members are eligible to retire at age 60 with five years of qualifying service credit, or age 55 with 26 years of service, or 31 years of service regardless of age. Eligibility changes will be phased in until August 1, 2026, when retirement eligibility for unreduced benefits will be five years of service credit and age 65, or 35 years of service credit and at least age 60.

The DC Plan allows members to place all their member contributions and 9.53% of the 14% employer contributions into an investment account. Investment allocation decisions are determined by the member. The remaining 4.47% of the 14% employer rate is allocated to the defined benefit unfunded liability. A member is eligible to receive a retirement benefit at age 50 and termination of employment. The member may elect to receive a lifetime monthly annuity or a lump sum withdrawal.

The Combined Plan offers features of both the DB Plan and the DC Plan. In the Combined Plan, 12% of the 14% member rate goes to the DC Plan and the remaining 2% is applied to the DB Plan. Member contributions to the DC Plan are allocated among investment choices by the member, and contributions to the DB Plan from the employer and the member are used to fund the defined benefit payment at a reduced level from the regular DB Plan. The defined benefit portion of the Combined Plan payment is payable to a member on or after age 60 with five years of service. The defined contribution portion of the account may be taken as a lump sum payment or converted to a lifetime monthly annuity after termination of employment at age 50 or later.

**MILLER CITY-NEW CLEVELAND LOCAL SCHOOL DISTRICT
PUTNAM COUNTY, OHIO**

NOTES TO THE FINANCIAL STATEMENTS
FOR THE FISCAL YEAR ENDED JUNE 30, 2019

NOTE 9 - DEFINED BENEFIT PENSION PLANS - (Continued)

New members who choose the DC Plan or Combined Plan will have another opportunity to reselect a permanent plan during their fifth year of membership. Members may remain in the same plan or transfer to another STRS plan. The optional annuitization of a member's defined contribution account or the defined contribution portion of a member's Combined Plan account to a lifetime benefit results in STRS bearing the risk of investment gain or loss on the account. STRS has therefore included all three plan options as one defined benefit plan for GASB 68 reporting purposes.

A DB or Combined Plan member with five or more years of credited service who is determined to be disabled may qualify for a disability benefit. Eligible survivors of members who die before service retirement may qualify for monthly benefits. New members on or after July 1, 2013, must have at least ten years of qualifying service credit to apply for disability benefits. Members in the DC Plan who become disabled are entitled only to their account balance. If a member of the DC Plan dies before retirement benefits begin, the member's designated beneficiary is entitled to receive the member's account balance.

Funding Policy - Employer and member contribution rates are established by the State Teachers Retirement Board and limited by Chapter 3307 of the Ohio Revised Code. For fiscal year 2019, plan members were required to contribute 14% of their annual covered salary. The District was required to contribute 14%; the entire 14% was the portion used to fund pension obligations. The fiscal year 2019 contribution rates were equal to the statutory maximum rates.

The District's contractually required contribution to STRS was \$309,547 for fiscal year 2019.

Net Pension Liability

The net pension liability was measured as of June 30, 2018, and the total pension liability used to calculate the net pension liability was determined by an actuarial valuation as of that date. The District's proportion of the net pension liability was based on the District's share of contributions to the pension plan relative to the projected contributions of all participating entities.

Following is information related to the proportionate share:

	SERS	STRS	Total
Proportion of the net pension liability prior measurement date	0.01614850%	0.01783977%	
Proportion of the net pension liability current measurement date	<u>0.01597670%</u>	<u>0.01843572%</u>	
Change in proportionate share	<u>-0.00017180%</u>	<u>0.00059595%</u>	
Proportionate share of the net pension liability	\$ 915,015	\$ 4,053,601	\$ 4,968,616

**MILLER CITY-NEW CLEVELAND LOCAL SCHOOL DISTRICT
PUTNAM COUNTY, OHIO**

NOTES TO THE FINANCIAL STATEMENTS
FOR THE FISCAL YEAR ENDED JUNE 30, 2019

NOTE 9 - DEFINED BENEFIT PENSION PLANS - (Continued)

Actuarial Assumptions - SERS

SERS' total pension liability was determined by their actuaries in accordance with GASB Statement No. 67, as part of their annual actuarial valuation for each defined benefit retirement plan. Actuarial valuations of an ongoing plan involve estimates of the value of reported amounts (e.g., salaries, credited service) and assumptions about the probability of occurrence of events far into the future (e.g., mortality, disabilities, retirements, employment termination). Actuarially determined amounts are subject to continual review and potential modifications, as actual results are compared with past expectations and new estimates are made about the future.

Projections of benefits for financial reporting purposes are based on the substantive plan (the plan as understood by the employers and plan members) and include the types of benefits provided at the time of each valuation and the historical pattern of sharing benefit costs between the employers and plan members to that point. The projection of benefits for financial reporting purposes does not explicitly incorporate the potential effects of legal or contractual funding limitations.

Actuarial calculations reflect a long-term perspective. For a newly hired employee, actuarial calculations will take into account the employee's entire career with the employer and also take into consideration the benefits, if any, paid to the employee after termination of employment until the death of the employee and any applicable contingent annuitant. In many cases actuarial calculations reflect several decades of service with the employer and the payment of benefits after termination.

Key methods and assumptions used in calculating the total pension liability in the latest actuarial valuation, prepared as of June 30, 2018, are presented below:

Wage inflation	3.00%
Future salary increases, including inflation	3.50% to 18.20%
COLA or ad hoc COLA	2.50%, on and after April 1, 2018, COLA's for future retirees will be delayed for three years following commencement
Investment rate of return	7.50% net of investments expense, including inflation
Actuarial cost method	Entry age normal (level percent of payroll)

For 2018, the mortality rates were based on the RP-2014 Blue Collar Mortality Table with fully generational projection and a five-year age set-back for both males and females. Mortality among service retired members, and beneficiaries were based upon the RP-2014 Blue Collar Mortality Table with fully generational projection with Scale BB, 120% of male rates, and 110% of female rates. Mortality among disabled members was based upon the RP-2000 Disabled Mortality Table, 90% for male rates and 100% for female rates, set back five years is used for the period after disability retirement.

The most recent experience study was completed for the five year period ended June 30, 2015.

**MILLER CITY-NEW CLEVELAND LOCAL SCHOOL DISTRICT
PUTNAM COUNTY, OHIO**

NOTES TO THE FINANCIAL STATEMENTS
FOR THE FISCAL YEAR ENDED JUNE 30, 2019

NOTE 9 - DEFINED BENEFIT PENSION PLANS - (Continued)

The long-term return expectation for the Pension Plan Investments has been determined using a building-block approach and assumes a time horizon, as defined in SERS' *Statement of Investment Policy*. A forecasted rate of inflation serves as the baseline for the return expectation. Various real return premiums over the baseline inflation rate have been established for each asset class. The long-term expected nominal rate of return has been determined by calculating a weighted average of the expected real return premiums for each asset class, adding the projected inflation rate, and adding the expected return from rebalancing uncorrelated asset classes.

The target allocation and best estimates of arithmetic real rates of return for each major assets class are summarized in the following table:

<u>Asset Class</u>	<u>Target Allocation</u>	<u>Long Term Expected Real Rate of Return</u>
Cash	1.00 %	0.50 %
US Equity	22.50	4.75
International Equity	22.50	7.00
Fixed Income	19.00	1.50
Private Equity	10.00	8.00
Real Assets	15.00	5.00
Multi-Asset Strategies	10.00	3.00
Total	<u>100.00 %</u>	

Discount Rate - The total pension liability was calculated using the discount rate of 7.50%. The projection of cash flows used to determine the discount rate assumed the contributions from employers and from the members would be computed based on contribution requirements as stipulated by State statute. Projected inflows from investment earning were calculated using the long-term assumed investment rate of return (7.50%). Based on those assumptions, the plan's fiduciary net position was projected to be available to make all future benefit payments of current plan members. Therefore, the long-term expected rate of return on pension plan investments was applied to all periods of projected benefits to determine the total pension liability.

Sensitivity of the District's Proportionate Share of the Net Pension Liability to Changes in the Discount Rate - Net pension liability is sensitive to changes in the discount rate, and to illustrate the potential impact the following table presents the net pension liability calculated using the discount rate of 7.50%, as well as what each plan's net pension liability would be if it were calculated using a discount rate that is one percentage point lower (6.50%), or one percentage point higher (8.50%) than the current rate.

	<u>1% Decrease (6.50%)</u>	<u>Current Discount Rate (7.50%)</u>	<u>1% Increase (8.50%)</u>
District's proportionate share of the net pension liability	\$ 1,288,868	\$ 915,015	\$ 601,565

**MILLER CITY-NEW CLEVELAND LOCAL SCHOOL DISTRICT
PUTNAM COUNTY, OHIO**

NOTES TO THE FINANCIAL STATEMENTS
FOR THE FISCAL YEAR ENDED JUNE 30, 2019

NOTE 9 - DEFINED BENEFIT PENSION PLANS - (Continued)

Actuarial Assumptions - STRS

Key methods and assumptions used in the latest actuarial valuation, reflecting experience study results used in the July 1, 2018, actuarial valuation are presented below:

	July 1, 2018
Inflation	2.50%
Projected salary increases	12.50% at age 20 to 2.50% at age 65
Investment rate of return	7.45%, net of investment expenses, including inflation
Payroll increases	3.00%
Cost-of-living adjustments (COLA)	0.0%, effective July 1, 2017

For the July 1, 2018, actuarial valuation, post-retirement mortality rates for healthy retirees are based on the RP-2014 Annuitant Mortality Table with 50% of rates through age 69, 70% of rates between ages 70 and 79, 90% of rates between ages 80 and 84, and 100% of rates thereafter, projected forward generationally using mortality improvement scale MP-2016. Post-retirement disabled mortality rates are based on the RP-2014 Disabled Mortality Table with 90% of rates for males and 100% of rates for females, projected forward generationally using mortality improvement scale MP-2016. Pre-retirement mortality rates are based on RP-2014 Employee Mortality Table, projected forward generationally using mortality improvement scale MP-2016.

Actuarial assumptions used in the July 1, 2018, valuation are based on the results of an actuarial experience study for the period July 1, 2011 through June 30, 2016.

STRS Ohio's investment consultant develops an estimate range for the investment return assumption based on the target allocation adopted by the Retirement Board. The target allocation and long-term expected rate of return for each major asset class are summarized as follows:

Asset Class	Target Allocation**	Long Term Expected Real Rate of Return *
Domestic Equity	28.00 %	7.35 %
International Equity	23.00	7.55
Alternatives	17.00	7.09
Fixed Income	21.00	3.00
Real Estate	10.00	6.00
Liquidity Reserves	1.00	2.25
Total	100.00 %	

**MILLER CITY-NEW CLEVELAND LOCAL SCHOOL DISTRICT
PUTNAM COUNTY, OHIO**

NOTES TO THE FINANCIAL STATEMENTS
FOR THE FISCAL YEAR ENDED JUNE 30, 2019

NOTE 9 - DEFINED BENEFIT PENSION PLANS - (Continued)

*10-Year geometric nominal returns, which include the real rate of return and inflation of 2.25% and does not include investment expenses. Over a 30-year period, STRS' investment consultant indicates that the above target allocations should generate a return above the actuarial rate of return, without net value added by management.

**The Target Allocation percentage is effective as of July 1, 2017. Target weights will be phased in over a 24-month period concluding on July 1, 2019.

Discount Rate - The discount rate used to measure the total pension liability was 7.45% as of June 30, 2018. The projection of cash flows used to determine the discount rate assumes member and employer contributions will be made at the statutory contribution rates in accordance with rate increases described above. For this purpose, only employer contributions that are intended to fund benefits of current plan members and their beneficiaries are included. Projected employer contributions that are intended to fund the service costs of future plan members and their beneficiaries, as well as projected contributions from future plan members, are not included. Based on those assumptions, STRS' fiduciary net position was projected to be available to make all projected future benefit payments to current plan members as of June 30, 2018. Therefore, the long-term expected rate of return on pension plan investments of 7.45% was applied to all periods of projected benefit payment to determine the total pension liability as of June 30, 2018.

Sensitivity of the District's Proportionate Share of the Net Pension Liability to Changes in the Discount Rate - The following table presents the District's proportionate share of the net pension liability calculated using the current period discount rate assumption of 7.45%, as well as what the District's proportionate share of the net pension liability would be if it were calculated using a discount rate that is one-percentage-point lower (6.45%) or one-percentage-point higher (8.45%) than the current rate:

	1% Decrease (6.45%)	Current Discount Rate (7.45%)	1% Increase (8.45%)
District's proportionate share of the net pension liability	\$ 5,919,750	\$ 4,053,601	\$ 2,474,158

NOTE 10 - DEFINED BENEFIT OPEB PLANS

Net OPEB Liability/Asset

OPEB is a component of exchange transactions—between an employer and its employees—of salaries and benefits for employee services. OPEB are provided to an employee—on a deferred-payment basis—as part of the total compensation package offered by an employer for employee services each financial period.

The net OPEB liability/asset represents the District's proportionate share of each OPEB plan's collective actuarial present value of projected benefit payments attributable to past periods of service, net of each OPEB plan's fiduciary net position. The net OPEB liability/asset calculation is dependent on critical long-term variables, including estimated average life expectancies, earnings on investments, cost of living adjustments and others. While these estimates use the best information available, unknowable future events require adjusting these estimates annually.

**MILLER CITY-NEW CLEVELAND LOCAL SCHOOL DISTRICT
PUTNAM COUNTY, OHIO**

NOTES TO THE FINANCIAL STATEMENTS
FOR THE FISCAL YEAR ENDED JUNE 30, 2019

NOTE 10 - DEFINED BENEFIT OPEB PLANS - (Continued)

The Ohio Revised Code limits the District's obligation for this liability to annually required payments. The District cannot control benefit terms or the manner in which OPEB are financed; however, the District does receive the benefit of employees' services in exchange for compensation including OPEB.

GASB 75 assumes the liability is solely the obligation of the employer, because they benefit from employee services. OPEB contributions come from these employers and health care plan enrollees which pay a portion of the health care costs in the form of a monthly premium. The Ohio Revised Code permits, but does not require the retirement systems to provide healthcare to eligible benefit recipients. Any change to benefits or funding could significantly affect the net OPEB liability/asset. Resulting adjustments to the net OPEB liability/asset would be effective when the changes are legally enforceable. The retirement systems may allocate a portion of the employer contributions to provide for these OPEB benefits.

Plan Description - School Employees Retirement System (SERS)

Health Care Plan Description - The District contributes to the SERS Health Care Fund, administered by SERS for non-certificated retirees and their beneficiaries. For GASB 75 purposes, this plan is considered a cost-sharing other postemployment benefit (OPEB) plan. SERS' Health Care Plan provides healthcare benefits to eligible individuals receiving retirement, disability, and survivor benefits, and to their eligible dependents. Members who retire after June 1, 1986, need 10 years of service credit, exclusive of most types of purchased credit, to qualify to participate in SERS' health care coverage. In addition to age and service retirees, disability benefit recipients and beneficiaries who are receiving monthly benefits due to the death of a member or retiree, are eligible for SERS' health care coverage. Most retirees and dependents choosing SERS' health care coverage are over the age of 65 and therefore enrolled in a fully insured Medicare Advantage plan; however, SERS maintains a traditional, self-insured preferred provider organization for its non-Medicare retiree population. For both groups, SERS offers a self-insured prescription drug program. Health care is a benefit that is permitted, not mandated, by statute. The financial report of the Plan is included in the SERS Comprehensive Annual Financial Report which can be obtained on SERS' website at www.ohsers.org under Employers/Audit Resources.

Access to health care for retirees and beneficiaries is permitted in accordance with Section 3309 of the Ohio Revised Code. The Health Care Fund was established and is administered in accordance with Internal Revenue Code Section 105(e). SERS' Retirement Board reserves the right to change or discontinue any health plan or program. Active employee members do not contribute to the Health Care Plan. The SERS Retirement Board established the rules for the premiums paid by the retirees for health care coverage for themselves and their dependents or for their surviving beneficiaries. Premiums vary depending on the plan selected, qualified years of service, Medicare eligibility, and retirement status.

Funding Policy - State statute permits SERS to fund the health care benefits through employer contributions. Each year, after the allocation for statutorily required pensions and benefits, the Retirement Board may allocate the remainder of the employer contribution of 14% of covered payroll to the Health Care Fund in accordance with the funding policy. For fiscal year 2019, 0.5% of covered payroll was made to health care. An additional health care surcharge on employers is collected for employees earning less than an actuarially determined minimum compensation amount, pro-rated if less than a full year of service credit was earned. For fiscal year 2019, this amount was \$21,600. Statutes provide that no employer shall pay a health care surcharge greater than 2% of that employer's SERS-covered payroll; nor may SERS collect in aggregate more than 1.5% of the total statewide SERS-covered payroll for the health care surcharge. For fiscal year 2019, the District's surcharge obligation was \$8,390.

**MILLER CITY-NEW CLEVELAND LOCAL SCHOOL DISTRICT
PUTNAM COUNTY, OHIO**

NOTES TO THE FINANCIAL STATEMENTS
FOR THE FISCAL YEAR ENDED JUNE 30, 2019

NOTE 10 - DEFINED BENEFIT OPEB PLANS - (Continued)

The surcharge added to the allocated portion of the 14% employer contribution rate is the total amount assigned to the Health Care Fund. The District's contractually required contribution to SERS was \$11,217 for fiscal year 2019.

Plan Description - State Teachers Retirement System (STRS)

Plan Description – The State Teachers Retirement System of Ohio (STRS) administers a cost-sharing Health Plan administered for eligible retirees who participated in the defined benefit or combined pension plans offered by STRS. Ohio law authorizes STRS to offer this plan. Benefits include hospitalization, physicians' fees, prescription drugs and partial reimbursement of monthly Medicare Part B premiums. Medicare Part B premium reimbursements will be discontinued effective January 1, 2020. The Plan is included in the report of STRS which can be obtained by visiting www.strsoh.org or by calling (888) 227-7877.

Funding Policy – Ohio Revised Code Chapter 3307 authorizes STRS to offer the Plan and gives the Retirement Board discretionary authority over how much, if any, of the health care costs will be absorbed by STRS. Active employee members do not contribute to the Health Care Plan. Nearly all health care plan enrollees, for the most recent year, pay a portion of the health care costs in the form of a monthly premium. Under Ohio law, funding for post-employment health care may be deducted from employer contributions, currently 14% of covered payroll. For the fiscal year ended June 30, 2019, STRS did not allocate any employer contributions to post-employment health care.

Net OPEB Liability/Asset

The net OPEB liability/asset was measured as of June 30, 2018, and the total OPEB liability/asset used to calculate the net OPEB liability/asset was determined by an actuarial valuation as of that date. The District's proportion of the net OPEB liability/asset was based on the District's share of contributions to the respective retirement systems relative to the contributions of all participating entities. Following is information related to the proportionate share:

	<u>SERS</u>	<u>STRS</u>	<u>Total</u>
Proportion of the net OPEB liability prior measurement date	0.01627140%	0.01783977%	
Proportion of the net OPEB liability/asset current measurement date	<u>0.01613480%</u>	<u>0.01843572%</u>	
Change in proportionate share	<u>-0.00013660%</u>	<u>0.00059595%</u>	
Proportionate share of the net OPEB liability	\$ 447,623	\$ -	\$ 447,623
Proportionate share of the net OPEB asset	\$ -	\$ 296,243	\$ 296,243

**MILLER CITY-NEW CLEVELAND LOCAL SCHOOL DISTRICT
PUTNAM COUNTY, OHIO**

NOTES TO THE FINANCIAL STATEMENTS
FOR THE FISCAL YEAR ENDED JUNE 30, 2019

NOTE 10 - DEFINED BENEFIT OPEB PLANS - (Continued)

Actuarial Assumptions - SERS

The total OPEB liability is determined by SERS' actuaries in accordance with GASB Statement No. 74, as part of their annual actuarial valuation for each retirement plan. Actuarial valuations of an ongoing plan involve estimates of the value of reported amounts (e.g., salaries, credited service) and assumptions about the probability of occurrence of events far into the future (e.g., mortality, disabilities, retirements, employment terminations). Actuarially determined amounts are subject to continual review and potential modifications, as actual results are compared with past expectations and new estimates are made about the future.

Projections of benefits for financial reporting purposes are based on the substantive plan (the plan as understood by the employers and plan members) and include the types of benefits provided at the time of each valuation and the historical pattern of sharing benefit costs between the employers and plan members to that point. The projection of benefits for financial reporting purposes does not explicitly incorporate the potential effects of legal or contractual funding limitations.

Actuarial calculations reflect a long-term perspective. For a newly hired employee, actuarial calculations will take into account the employee's entire career with the employer and also take into consideration the benefits, if any, paid to the employee after termination of employment until the death of the employee and any applicable contingent annuitant. In many cases, actuarial calculations reflect several decades of service with the employer and the payment of benefits after termination.

Key methods and assumptions used in calculating the total OPEB liability in the latest actuarial valuation date of June 30, 2018, are presented below:

Wage inflation	3.00%
Future salary increases, including inflation	3.50% to 18.20%
Investment rate of return	7.50% net of investments expense, including inflation
Municipal bond index rate:	
Measurement date	3.62%
Prior measurement date	3.56%
Single equivalent interest rate, net of plan investment expense, including price inflation:	
Measurement date	3.70%
Prior measurement date	3.63%
Medical trend assumption:	
Medicare	5.375 to 4.75%
Pre-Medicare	7.25 to 4.75%

Mortality rates were based on the RP-2014 Blue Collar Mortality Table with fully generational projection and Scale BB, 120% of male rates and 110% of female rates. RP-2000 Disabled Mortality Table with 90% for male rates and 100% for female rates set back five years.

The most recent experience study was completed for the five year period ended June 30, 2015.

**MILLER CITY-NEW CLEVELAND LOCAL SCHOOL DISTRICT
PUTNAM COUNTY, OHIO**

NOTES TO THE FINANCIAL STATEMENTS
FOR THE FISCAL YEAR ENDED JUNE 30, 2019

NOTE 10 - DEFINED BENEFIT OPEB PLANS - (Continued)

The long-term expected rate of return on plan assets is reviewed as part of the actuarial five-year experience study. The most recent study covers fiscal years 2010 through 2015, and was adopted by the Board on April 21, 2016. Several factors are considered in evaluating the long-term rate of return assumption including long-term historical data, estimates inherent in current market data, and a log-normal distribution analysis in which best-estimate ranges of expected future real rates of return were developed by the investment consultant for each major asset class. These ranges were combined to produce the long-term expected rate of return, 7.50%, by weighting the expected future real rates of return by the target asset allocation percentage and then adding expected inflation. The capital market assumptions developed by the investment consultant are intended for use over a 10-year horizon and may not be useful in setting the long-term rate of return for funding pension plans which covers a longer timeframe. The assumption is intended to be a long-term assumption and is not expected to change absent a significant change in the asset allocation, a change in the inflation assumption, or a fundamental change in the market that alters expected returns in future years.

The target asset allocation and best estimates of arithmetic real rates of return for each major asset class, as used in the June 30, 2015 five-year experience study, are summarized as follows:

Asset Class	Target Allocation	Long-Term Expected Real Rate of Return
Cash	1.00 %	0.50 %
US Stocks	22.50	4.75
Non-US Stocks	22.50	7.00
Fixed Income	19.00	1.50
Private Equity	10.00	8.00
Real Assets	15.00	5.00
Multi-Asset Strategies	10.00	3.00
Total	<u>100.00 %</u>	

Discount Rate - The discount rate used to measure the total OPEB liability at June 30, 2018 was 3.70%. The discount rate used to measure total OPEB liability prior to June 30, 2018 was 3.63%. The projection of cash flows used to determine the discount rate assumed that contributions will be made from members and the System at the state statute contribution rate of 2.00% of projected covered employee payroll each year, which includes a 1.50% payroll surcharge and 0.50% of contributions from the basic benefits plan. Based on these assumptions, the OPEB plan's fiduciary net position was projected to become insufficient to make future benefit payments during the fiscal year ending June 30, 2026. Therefore, the long-term expected rate of return on OPEB plan assets was used to present value the projected benefit payments through the fiscal year ending June 30, 2025 and the Fidelity General Obligation 20-year Municipal Bond Index rate of 3.62%, as of June 30, 2018 (i.e. municipal bond rate), was used to present value the projected benefit payments for the remaining years in the projection. A municipal bond rate of 3.56% was used as of June 30, 2017. The total present value of projected benefit payments from all years was then used to determine the single rate of return that was used as the discount rate. The projection of future benefit payments for all current plan members was until the benefit payments ran out.

**MILLER CITY-NEW CLEVELAND LOCAL SCHOOL DISTRICT
PUTNAM COUNTY, OHIO**

NOTES TO THE FINANCIAL STATEMENTS
FOR THE FISCAL YEAR ENDED JUNE 30, 2019

NOTE 10 - DEFINED BENEFIT OPEB PLANS - (Continued)

Sensitivity of the District's Proportionate Share of the Net OPEB Liability to Changes in the Discount Rate and Changes in the Health Care Cost Trend Rates - The net OPEB liability is sensitive to changes in the discount rate and the health care cost trend rate. The following table presents the net OPEB liability of SERS, what SERS' net OPEB liability would be if it were calculated using a discount rate that is 1 percentage point lower (2.70%) and higher (4.70%) than the current discount rate (3.70%). Also shown is what SERS' net OPEB liability would be based on health care cost trend rates that are 1 percentage point lower (6.5% decreasing to 3.75%) and higher (8.5% decreasing to 5.75%) than the current rate.

	1% Decrease (2.70%)	Current Discount Rate (3.70%)	1% Increase (4.70%)
District's proportionate share of the net OPEB liability	\$ 543,155	\$ 447,623	\$ 371,979
	1% Decrease (6.5 % decreasing to 3.75 %)	Current Trend Rate (7.5 % decreasing to 4.75 %)	1% Increase (8.5 % decreasing to 5.75 %)
District's proportionate share of the net OPEB liability	\$ 361,150	\$ 447,623	\$ 562,129

Actuarial Assumptions – STRS

Key methods and assumptions used in the latest actuarial valuation, reflecting experience study results used in the July 1, 2018, actuarial valuation, compared with July 1, 2017, are presented below:

	July 1, 2018	July 1, 2017
Inflation	2.50%	2.50%
Projected salary increases	12.50% at age 20 to 2.50% at age 65	12.50% at age 20 to 2.50% at age 65
Investment rate of return	7.45%, net of investment expenses, including inflation	7.45%, net of investment expenses, including inflation
Payroll increases	3.00%	3.00%
Cost-of-living adjustments (COLA)	0.00%	0.00%, effective July 1, 2017
Discounted rate of return	7.45%	N/A
Blended discount rate of return	N/A	4.13%
Health care cost trends		6 to 11% initial, 4.50% ultimate
	Initial	Ultimate
Medical		
Pre-Medicare	6.00%	4.00%
Medicare	5.00%	4.00%
Prescription Drug		
Pre-Medicare	8.00%	4.00%
Medicare	-5.23%	4.00%

**MILLER CITY-NEW CLEVELAND LOCAL SCHOOL DISTRICT
PUTNAM COUNTY, OHIO**

NOTES TO THE FINANCIAL STATEMENTS
FOR THE FISCAL YEAR ENDED JUNE 30, 2019

NOTE 10 - DEFINED BENEFIT OPEB PLANS - (Continued)

Projections of benefits include the historical pattern of sharing benefit costs between the employers and retired plan members.

For healthy retirees the mortality rates are based on the RP-2014 Annuitant Mortality Table with 50% of rates through age 69, 70% of rates between ages 70 and 79, 90% of rates between ages 80 and 84, and 100% of rates thereafter, projected forward generationally using mortality improvement scale MP-2016. For disabled retirees, mortality rates are based on the RP-2014 Disabled Mortality Table with 90% of rates for males and 100% of rates for females, projected forward generationally using mortality improvement scale MP-2016.

Actuarial assumptions used in the June 30, 2018, valuation are based on the results of an actuarial experience study for the period July 1, 2011 through June 30, 2016.

Assumption Changes Since the Prior Measurement Date - The discount rate was increased from the blended rate of 4.13% to the long-term expected rate of return of 7.45% based on the methodology defined under GASB Statement No. 74, Financial Reporting for Postemployment Benefit Plans Other Than Pension Plans (OPEB). Valuation year per capita health care costs were updated.

Benefit Term Changes Since the Prior Measurement Date - The subsidy multiplier for non-Medicare benefit recipients was increased from 1.90% to 1.944% per year of service effective January 1, 2019. The non-Medicare frozen subsidy base premium was increased effective January 1, 2019 and all remaining Medicare Part B premium reimbursements will be discontinued beginning January 1, 2020.

STRS' investment consultant develops an estimate range for the investment return assumption based on the target allocation adopted by the Retirement Board. The target allocation and long-term expected rate of return for each major asset class are summarized as follows:

Asset Class	Target Allocation**	Long Term Expected Real Rate of Return *
Domestic Equity	28.00 %	7.35 %
International Equity	23.00	7.55
Alternatives	17.00	7.09
Fixed Income	21.00	3.00
Real Estate	10.00	6.00
Liquidity Reserves	1.00	2.25
Total	<u>100.00 %</u>	

*10-Year geometric nominal returns, which include the real rate of return and inflation of 2.25% and does not include investment expenses. Over a 30-year period, STRS' investment consultant indicates that the above target allocations should generate a return above the actuarial rate of return, without net value added by management.

** The Target Allocation percentage is effective as of July 1, 2017. Target weights will be phased in over a 24-month period concluding on July 1, 2019.

**MILLER CITY-NEW CLEVELAND LOCAL SCHOOL DISTRICT
PUTNAM COUNTY, OHIO**

NOTES TO THE FINANCIAL STATEMENTS
FOR THE FISCAL YEAR ENDED JUNE 30, 2019

NOTE 10 - DEFINED BENEFIT OPEB PLANS - (Continued)

Discount Rate - The discount rate used to measure the total OPEB asset was 7.45% as of June 30, 2018. A discount rate used to measure the total OPEB liability was 4.13% as of June 30, 2017. The projection of cash flows used to determine the discount rate assumes STRS Ohio continues to allocate no employer contributions to the health care fund. Based on these assumptions, the OPEB plan's fiduciary net position was projected to be available to make all projected future benefit payments to current plan members. Therefore, the long-term expected rate of return on health care plan investments of 7.45% was used to measure the total OPEB asset as of June 30, 2018.

Sensitivity of the District's Proportionate Share of the Net OPEB Asset to Changes in the Discount and Health Care Cost Trend Rate - The following table represents the net OPEB asset as of June 30, 2018, calculated using the current period discount rate assumption of 7.45%, as well as what the net OPEB asset would be if it were calculated using a discount rate that is one percentage point lower (6.45%) or one percentage point higher (8.45%) than the current assumption. Also shown is the net OPEB asset as if it were calculated using health care cost trend rates that are one percentage point lower or one percentage point higher than the current health care cost trend rates.

	1% Decrease (6.45%)	Current Discount Rate (7.45%)	1% Increase (8.45%)
District's proportionate share of the net OPEB asset	\$ 253,908	\$ 296,243	\$ 331,824
	1% Decrease	Current Trend Rate	1% Increase
District's proportionate share of the net OPEB asset	\$ 329,815	\$ 296,243	\$ 262,148

NOTE 11 - OTHER EMPLOYEE BENEFITS

The Board of Education has approved an early retirement incentive (ERI) program for certified employees. The Board will purchase, from STRS, an additional one year of service credit for those employees who elect to participate in the plan. Participation was open to employees who were at least fifty years old, qualified for retirement with the year purchased by the Board, and were employed by the Board prior to June 30, 2001. This program will expire June 30, 2034. The Board did not limit the number of employees participating in the plan in any one year. In addition, employees who elected to participate in the plan will receive a lump sum payment for their unused sick leave, to the extent allowed by the current labor agreement.

**MILLER CITY-NEW CLEVELAND LOCAL SCHOOL DISTRICT
PUTNAM COUNTY, OHIO**

NOTES TO THE FINANCIAL STATEMENTS
FOR THE FISCAL YEAR ENDED JUNE 30, 2019

NOTE 12 - DEBT

Debt outstanding at June 30, 2019 was as follows:

<u>Description</u>	<u>Balance</u> <u>06/30/18</u>	<u>Proceeds</u>	<u>Retirements</u>	<u>Balance</u> <u>06/30/19</u>	<u>Amount Due</u> <u>in One Year</u>
2010 School Facilities Construction and Improvement Bonds Advance Refunding	\$ 310,000	\$ -	\$ (65,000)	\$ 245,000	\$ 65,000
OSFC Lease Purchase	<u>335,000</u>	<u>-</u>	<u>(17,000)</u>	<u>318,000</u>	<u>18,000</u>
Total Debt Obligations	<u>\$645,000</u>	<u>\$ -</u>	<u>\$ (82,000)</u>	<u>\$ 563,000</u>	<u>\$ 83,000</u>

During the 2000 fiscal year, the District issued general obligation bonds to provide funds for the construction of facilities. These bonds are a general obligation of the District, for which the full faith and credit of the District is pledged for repayment. Under the basis of accounting used by the District, unmatured obligations of the District are not recorded as liabilities on the financial statements. Payments of principal and interest relating to these bonds are recorded as an expenditure in the debt service fund. The source of payment is derived from a current 6.53 (average) mil bonded debt tax levy.

These general obligation bonds represent the amount of the construction project that the District itself was required to finance, in accordance with the terms of a facilities grant from the Ohio School Facilities Commission (OSFC). The total estimated cost of the building project was \$12,474,606, of which OSFC paid \$10,603,119.

In conjunction with the 6.53 mils which support the bond issue, the District also passed in fiscal year 2000 a 0.5 mill levy to ultimately fund the maintenance costs of the new facility. Tax revenue from this levy has been reported in the special revenue funds.

Series 2010 advance refunding general obligation bonds

On July 27, 2010, the District issued \$773,739 in School Facilities Construction and Improvement Bonds to advance refund the current interest Series 2000-B General Obligation Bonds. The refunded debt is considered defeased (in-substance).

On July 27, 2010, the District issued \$773,739 in School Facilities Construction and Improvement Advance Refunding Bonds. Of the \$773,739 bonds issued, \$455,000 are serial bonds with interest rates ranging from 1% to 3% and a final maturity December 1, 2017, \$310,000 are term bonds with an interest rate of 3.25% maturing December 1, 2022, and \$8,739 are capital appreciation bonds with a maturity value of \$70,000 on December 1, 2016. The bonds were used to refund the 2000 School Improvement Bonds. The net proceeds of \$796,844 (after payment of \$34,235 in underwriting fees, insurance and other issuance costs) were used to purchase U.S. government securities. Those securities were deposited in an irrevocable trust with an escrow agent to provide for all future debt service payments on the 2000 Series bonds. As a result, a portion of the 2000 Series bonds is considered defeased and have been removed from the above schedule. The District completed the advance refunding to reduce its total debt service payments by \$309,391 and to obtain an economic gain (difference between the present value of the old and new debt service payments) of \$85,527.

**MILLER CITY-NEW CLEVELAND LOCAL SCHOOL DISTRICT
PUTNAM COUNTY, OHIO**

NOTES TO THE FINANCIAL STATEMENTS
FOR THE FISCAL YEAR ENDED JUNE 30, 2019

NOTE 12 - DEBT - (Continued)

The following is a summary of the District's future annual debt service requirements to maturity for the advance refunding bonds:

Fiscal Year Ending June 30,	Current Interest General Obligation Bonds		
	Principal	Interest	Total
2020	\$ 65,000	\$ 8,500	\$ 73,500
2021	60,000	6,000	66,000
2022	60,000	3,600	63,600
2023	<u>60,000</u>	<u>1,200</u>	<u>61,200</u>
Total	<u>\$ 245,000</u>	<u>\$ 19,300</u>	<u>\$ 264,300</u>

NOTE 13 - LEASE PURCHASE AGREEMENTS

Columbus Regional Airport Authority Lease - OSBA

On February 27, 2003, the District entered into a \$510,000 lease-purchase agreement with the Columbus Regional Airport Authority to provide additional funds to the construction budget approved by the Ohio School Facilities Commission to fund the construction of a new K-12 facility. During fiscal year 2019, the District made principal payments of \$17,000 and interest/fees payments of \$17,428 on the lease-purchase agreement.

The following is a schedule of the future lease payments required under the lease-purchase agreement as of June 30, 2019.

Fiscal Year Ending June 30,	Principal	Interest	Total
2020	\$ 18,000	\$ 16,535	\$ 34,535
2021	18,000	15,606	33,606
2022	19,000	14,640	33,640
2023	20,000	13,611	33,611
2024	22,000	12,493	34,493
2025 - 2028	127,000	43,205	170,205
2029 - 2032	<u>94,000</u>	<u>7,797</u>	<u>101,797</u>
Total	<u>\$ 318,000</u>	<u>\$123,887</u>	<u>\$441,887</u>

**MILLER CITY-NEW CLEVELAND LOCAL SCHOOL DISTRICT
PUTNAM COUNTY, OHIO**

**NOTES TO THE FINANCIAL STATEMENTS
FOR THE FISCAL YEAR ENDED JUNE 30, 2019**

NOTE 14 - SET-ASIDES

The District is required by State law to annually set-aside certain general fund revenue amounts, as defined by statutory formula, for the acquisition and construction of capital improvements. Amounts not spent by the end of the fiscal year or offset by similarly restricted resources received during the year must be held in cash at fiscal year-end. This amount must be carried forward to be used for the same purpose in future years. Expenditures exceeding the set-aside requirement may not be carried forward to the next fiscal year.

The following cash-basis information describes the change in the fiscal year-end set-aside amount for capital improvements. Disclosure of this information is required by State statute.

	<u>Capital Improvements</u>
Set-aside balance June 30, 2018	\$ -
Current year set-aside requirement	87,640
Current year qualifying expenditures	(304,258)
Current year offsets	<u>(32,290)</u>
Total	<u>\$ (248,908)</u>
Balance carried forward to fiscal year 2020	<u>\$ -</u>
Set-aside balance June 30, 2019	<u>\$ -</u>

NOTE 15 - CONTINGENT LIABILITIES

A. Grants

The District received financial assistance from federal and State agencies in the form of grants. The expenditure of funds received under these programs generally requires compliance with terms and conditions specified in the grant agreements and are subject to audit by the grantor agencies. Any disallowed claims resulting from such audits could become a liability of the General Fund or other applicable funds. However, in the opinion of management, any such disallowed claims will not have a material adverse effect on the overall financial position of the District at June 30, 2019.

B. Litigation

There are currently no matters in litigation with the District as defendant.

C. Foundation Funding

District Foundation funding is based on the annualized full-time equivalent (FTE) enrollment of each student. Effective for the 2018-2019 school year, traditional Districts must comply with minimum hours of instruction, instead of a minimum number of school days each year. The funding formula the Ohio Department of Education (ODE) is legislatively required to follow will continue to adjust as enrollment information is updated by the District, which can extend past the fiscal year-end. As of the date of this report, ODE adjustments for fiscal year 2019 have been finalized and resulted in a receivable to the District totaling \$21,581. This amount was not reported on the financial statements.

**MILLER CITY-NEW CLEVELAND LOCAL SCHOOL DISTRICT
PUTNAM COUNTY, OHIO**

**NOTES TO THE FINANCIAL STATEMENTS
FOR THE FISCAL YEAR ENDED JUNE 30, 2019**

NOTE 16 - SUBSEQUENT EVENTS

The United States and the State of Ohio declared a state of emergency in March 2020 due to the COVID-19 pandemic. The financial impact of COVID-19 and the ensuing emergency measures will impact subsequent periods of the District. The investments of the pension and other employee benefit plans in which the District participates have incurred a significant decline in fair value, consistent with the general decline in financial markets. However, because the values of individual investments fluctuate with market conditions, and due to market volatility, the amount of losses that will be recognized in subsequent periods, if any, cannot be determined. In addition, the impact on the District's future operating costs, revenues, and any recovery from emergency funding, either federal or state, cannot be determined.

**MILLER CITY-NEW CLEVELAND LOCAL SCHOOL DISTRICT
PUTNAM COUNTY, OHIO**

**MANAGEMENT'S DISCUSSION AND ANALYSIS
FOR THE FISCAL YEAR ENDED JUNE 30, 2018
UNAUDITED**

The management's discussion and analysis of the Miller City-New Cleveland Local School District's (the District) financial performance provides an overall review of the District's financial activities for the year ended June 30, 2018, within the limitations of the District's cash basis of accounting. The intent of this discussion and analysis is to look at the District's financial performance as a whole; readers should also review the cash-basis financial statements and the notes to the financial statements to enhance their understanding of the District's financial performance.

Financial Highlights

Key financial highlights for fiscal year 2018 are as follows:

- The total net cash position of the District increased \$904,095 or 21.17% from fiscal year 2017.
- General cash receipts accounted for \$5,163,300 or 78.10% of total governmental activities cash receipts. Program specific cash receipts accounted for \$1,447,887 or 21.90% of total governmental activities cash receipts.
- The District had \$5,707,092 in cash disbursements related to governmental activities; \$1,447,887 of these cash disbursements were offset by program specific charges for services, grants or contributions. General cash receipts (primarily grants and entitlements not restricted to specific programs) of \$5,163,300 were adequate to provide for these programs.
- The District's major fund is the general fund. The general fund had cash receipts of \$5,971,716 in 2018. The cash disbursements of the general fund were \$5,072,946 in 2018. The general fund's cash balance increased \$898,770 or 24.20% from 2017 to 2018.

Using this Basic Financial Statements (BFS)

This annual report is presented in a format consistent with the presentation requirements of the Governmental Accounting Standards Board (GASB) Statement No. 34, as applicable to the District's cash basis of accounting.

The statement of net position - cash basis and statement of activities - cash basis provide information about the activities of the whole District, presenting an aggregate view of the District's cash basis finances. Fund financial statements provide the next level of detail. For governmental funds, these statements tell how services were financed in the short-term as well as what remains for future spending. The fund financial statements also look at the District's most significant funds with all other nonmajor funds presented in total in one column. In the case of the District, the major governmental fund is the general fund.

Reporting the District as a Whole

Statement of Net Position - Cash Basis and the Statement of Activities - Cash Basis

The statement of net position - cash basis and statement of activities - cash basis answer the question, "How did we do financially during 2018?" These statements include *only net position* using the *cash basis of accounting*, which is a basis of accounting other than accounting principles generally accepted in the United States of America. This basis of accounting takes into account only the current year's receipts and disbursements if the cash is actually received or paid.

**MILLER CITY-NEW CLEVELAND LOCAL SCHOOL DISTRICT
PUTNAM COUNTY, OHIO**

**MANAGEMENT'S DISCUSSION AND ANALYSIS
FOR THE FISCAL YEAR ENDED JUNE 30, 2018
UNAUDITED**

These two statements report the District's net cash position and changes in that position on a cash basis. This change in net cash position is important because it tells the reader that, for the District as a whole, the cash basis financial position of the District has improved or diminished. The causes of this change may be the result of many factors, some financial, some not. Non-financial factors include the District's property tax base, current property tax laws in Ohio restricting revenue growth, facility conditions, mandated federal and state programs and other factors.

As a result of the use of the cash basis of accounting, certain assets and their related revenues (such as accounts receivable and revenue for billed or provided services not collected) and liabilities and their related expenses (such as accounts payable and expenses for goods or services received but not yet paid, and accrued expenses and liabilities) are not recorded in these financial statements. Therefore, when reviewing the financial information and discussion within this annual report, the reader should keep in mind the limitations resulting from the use of the cash basis of accounting.

In the statement of net position - cash basis and statement of activities - cash basis the governmental activities include the District's programs and services including instruction, support services, operation and maintenance of plant, pupil transportation, extracurricular activities, and food service operations.

Reporting the District's Most Significant Funds

Fund Financial Statements

A fund is a grouping of related accounts that is used to maintain control over resources that have been segregated for specific activities or objectives. The District, like other state and local governments, uses fund accounting to ensure and demonstrate compliance with finance-related legal requirements. All of the funds of the District can be divided into two categories: governmental funds and fiduciary funds.

Fund financial reports provide detailed information about the District's major funds. The District uses many funds to account for a multitude of financial transactions. However, these fund financial statements focus on the District's most significant funds. The District's major governmental fund is the general fund.

Governmental Funds

Most of the District's activities are reported in governmental funds, which focus on how money flows into and out of those funds and the balances left at year-end available for spending in future periods. These funds are reported using the cash basis of accounting, which is a basis of accounting other than accounting principles generally accepted in the United States of America.

The governmental fund statements provide a detailed view of the District's general government operations and the basic services it provides. Governmental fund information helps you determine whether there are more or fewer cash basis financial resources that can be readily spent to finance various District programs. Since the District is reporting on the cash basis of accounting, there are no differences in the net cash position and fund cash balances or changes in net cash position and changes in fund cash balances. Therefore, no reconciliation is necessary between such financial statements.

The District's budgetary process accounts for certain transactions on a cash basis. The budgetary statement for the general fund is presented to demonstrate the District's compliance with annually adopted budgets.

**MILLER CITY-NEW CLEVELAND LOCAL SCHOOL DISTRICT
PUTNAM COUNTY, OHIO**

MANAGEMENT'S DISCUSSION AND ANALYSIS
FOR THE FISCAL YEAR ENDED JUNE 30, 2018
UNAUDITED

Fiduciary Funds

Fiduciary funds are used to account for resources held for the benefit of parties outside the District. Fiduciary funds are not reflected in the government-wide financial statements because the resources of those funds are not available to support the District's own programs. The District's only fiduciary funds are a private-purpose trust fund and two agency funds.

Notes to the Financial Statements

The notes provide additional information that is essential to full understanding of the data provided in the government-wide and fund financial statements.

The District as a Whole

The table below provides a summary of the District's net cash position at June 30, 2018 and June 30, 2017

	Net Cash Position	
	Governmental Activities	Governmental Activities
	<u>2018</u>	<u>2017</u>
<u>Assets</u>		
Equity in pooled cash and cash equivalents	\$ 5,174,149	\$ 4,270,054
<u>Net Cash Position</u>		
Restricted	574,680	555,409
Unrestricted	<u>4,599,469</u>	<u>3,714,645</u>
Total net cash position	<u>\$ 5,174,149</u>	<u>\$ 4,270,054</u>

The total net cash position of the District increased \$904,095 which represents a 21.17% increase from fiscal year 2017. A portion of the District's net cash position, \$574,680 represents resources that are subject to external restriction on how they may be used. The remaining balance of unrestricted net cash position of \$4,599,469 may be used to meet the District's ongoing obligations to the students and creditors.

**MILLER CITY-NEW CLEVELAND LOCAL SCHOOL DISTRICT
PUTNAM COUNTY, OHIO**

**MANAGEMENT'S DISCUSSION AND ANALYSIS
FOR THE FISCAL YEAR ENDED JUNE 30, 2018
UNAUDITED**

The table below shows the change in net cash assets for fiscal years 2018 and 2017.

	Change in Net Cash Position	
	Governmental Activities <u>2018</u>	Governmental Activities <u>2017</u>
Cash Receipts:		
Program cash receipts:		
Charges for services and sales	\$ 1,022,670	\$ 973,402
Operating grants and contributions	<u>425,217</u>	<u>399,559</u>
Total program cash receipts	<u>1,447,887</u>	<u>1,372,961</u>
General cash receipts:		
Property taxes	1,312,094	1,308,111
Income taxes	680,180	619,058
Payments in lieu of taxes	2,940	6,551
Unrestricted grants and entitlements	3,140,146	3,005,611
Investment earnings	27,361	15,208
Other	<u>579</u>	<u>7,321</u>
Total general cash receipts	<u>5,163,300</u>	<u>4,961,860</u>

Unrestricted grants and contributions increased \$134,535 due to changes to the State Foundation funding formula, which benefitted the District. All other receipts remained consistent with the prior fiscal year.

**MILLER CITY-NEW CLEVELAND LOCAL SCHOOL DISTRICT
PUTNAM COUNTY, OHIO**

**MANAGEMENT'S DISCUSSION AND ANALYSIS
FOR THE FISCAL YEAR ENDED JUNE 30, 2018
UNAUDITED**

	Change in Net Cash Position	
	Governmental Activities <u>2018</u>	Governmental Activities <u>2017</u>
Cash Disbursements:		
Instruction:		
Regular	\$ 2,514,141	\$ 2,442,623
Special	434,615	378,475
Vocational	315,321	268,142
Adult/continuing	2,018	-
Support services:		
Pupil	195,524	158,479
Instructional staff	173,919	173,602
Board of education	65,731	61,386
Administration	365,124	339,252
Fiscal	27,844	7,842
Operations and maintenance	668,618	562,126
Pupil transportation	311,140	347,449
Central	2,257	2,767
Operation of non-instructional services:		
Food service operations	228,426	216,388
Other non-instructional services	66,769	54,332
Extracurricular	222,544	205,964
Debt service:		
Principal retirement	81,000	335,621
Interest and fiscal charges	<u>32,101</u>	<u>95,220</u>
Total cash disbursements	<u>5,707,092</u>	<u>5,649,668</u>
Change in net cash position	904,095	685,153
Net cash position at beginning of year	<u>4,270,054</u>	<u>3,584,901</u>
Net cash position at end of year	<u>\$ 5,174,149</u>	<u>\$ 4,270,054</u>

Governmental Activities

Net cash position of the District's governmental activities increased \$904,095; total governmental disbursements of \$5,707,092 were offset by program receipts of \$1,447,887 and general receipts of \$5,163,300. Program receipts supported 25.37% of the total governmental disbursements.

The primary sources of receipts for governmental activities are derived from property taxes, income taxes and grants and entitlements. These receipt sources represent 77.63% of total governmental receipts. Real estate property is reappraised every six years.

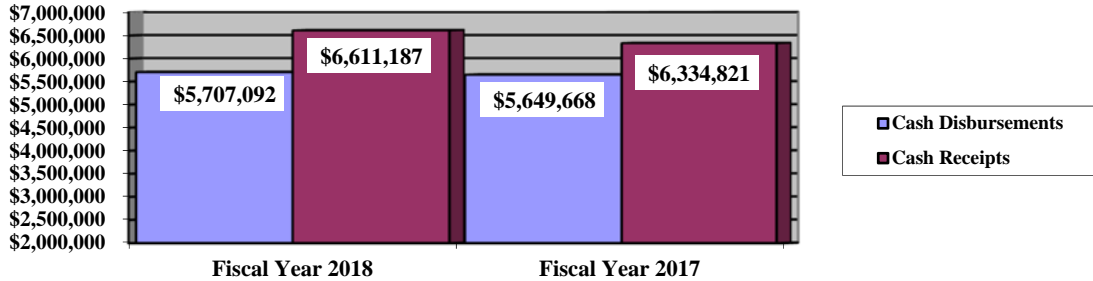
The largest disbursement of the District is for instructional programs. Instructional disbursements totaled \$3,266,095 or 57.23% of total governmental disbursements for fiscal year 2018.

**MILLER CITY-NEW CLEVELAND LOCAL SCHOOL DISTRICT
PUTNAM COUNTY, OHIO**

MANAGEMENT'S DISCUSSION AND ANALYSIS
FOR THE FISCAL YEAR ENDED JUNE 30, 2018
UNAUDITED

The graph below presents the District's governmental activities cash receipts and cash disbursements for fiscal years 2018 and 2017.

Governmental Activities - Total Cash Receipts vs. Total Cash Disbursements



The statement of activities - cash basis shows the cost of program services and the charges for services and grants offsetting those services. The following table shows, for governmental activities, the total cost of services and the net cost of services, which identifies the cost of these services supported by tax receipts and unrestricted State grants and entitlements.

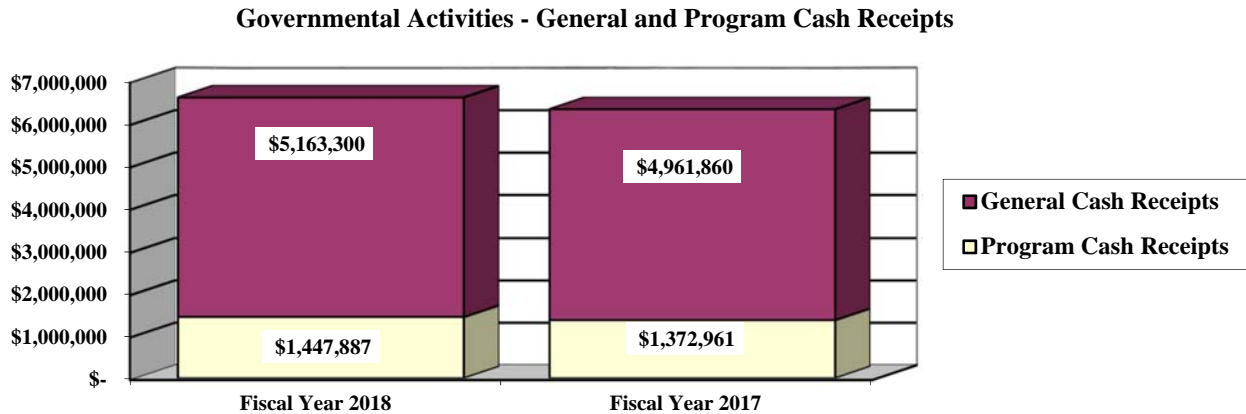
	Governmental Activities			
	Total Cost of Services	Net Cost of Services	Total Cost of Services	Net Cost of Services
	2018	2018	2017	2017
Cash disbursements:				
Instruction:				
Regular	\$ 2,514,141	\$ 1,788,131	\$ 2,442,623	\$ 1,757,390
Special	434,615	222,369	378,475	154,710
Vocational	315,321	235,456	268,142	195,908
Adult/continuing	2,018	2,018	-	-
Support services:				
Pupil	195,524	195,524	158,479	158,479
Instructional staff	173,919	131,770	173,602	114,884
Board of education	65,731	65,731	61,386	61,386
Administration	365,124	365,124	339,252	339,252
Fiscal	27,844	27,844	7,842	7,842
Operations and maintenance	668,618	655,478	562,126	557,311
Pupil transportation	311,140	282,825	347,449	329,793
Central	2,257	2,257	2,767	2,767
Operation of non-instructional services:				
Food service operations	228,426	(5,288)	216,388	(6,213)
Other non instruction services	66,769	65,813	54,332	54,332
Extracurricular	222,544	111,052	205,964	118,025
Debt service:				
Principal retirement	81,000	81,000	335,621	335,621
Interest and fiscal charges	32,101	32,101	95,220	95,220
Total	<u>\$ 5,707,092</u>	<u>\$ 4,259,205</u>	<u>\$ 5,649,668</u>	<u>\$ 4,276,707</u>

**MILLER CITY-NEW CLEVELAND LOCAL SCHOOL DISTRICT
PUTNAM COUNTY, OHIO**

MANAGEMENT'S DISCUSSION AND ANALYSIS
FOR THE FISCAL YEAR ENDED JUNE 30, 2018
UNAUDITED

The dependence upon general cash receipts for governmental activities is apparent; with 74.63% of cash disbursements supported through taxes and other general cash receipts during 2018.

The graph below presents the District's governmental activities cash receipts for fiscal years 2018 and 2017.



Financial Analysis of the Government's Funds

The District uses fund accounting to ensure and demonstrate compliance with finance-related legal requirements.

Governmental Funds

The District's governmental funds are accounted for using the cash basis of accounting.

At June 30, 2018, the District's governmental funds reported a combined cash fund balance of \$5,174,149, which is \$904,095 higher than last year's total of \$4,270,054. The schedule below indicates the fund cash balance and the total change in fund cash balance as of June 30, 2018 and June 30, 2017, for all major and nonmajor governmental funds.

	Fund Cash Balance <u>June 30, 2018</u>	Fund Cash Balance <u>June 30, 2017</u>	Increase <u>(Decrease)</u>
General	\$ 4,613,415	\$ 3,714,645	\$ 898,770
Other nonmajor governmental funds	<u>560,734</u>	<u>555,409</u>	<u>5,325</u>
Total	<u>\$ 5,174,149</u>	<u>\$ 4,270,054</u>	<u>\$ 904,095</u>

General Fund

The general fund, the District's major fund, had cash receipts of \$5,971,716 in fiscal year 2018. The cash disbursements of the general fund were \$5,072,946 in fiscal year 2018. The general fund's cash balance increased \$898,770 or 24.20% from fiscal year 2017 to fiscal year 2018.

**MILLER CITY-NEW CLEVELAND LOCAL SCHOOL DISTRICT
PUTNAM COUNTY, OHIO**

MANAGEMENT'S DISCUSSION AND ANALYSIS
FOR THE FISCAL YEAR ENDED JUNE 30, 2018
UNAUDITED

The table that follows assists in illustrating the cash receipts of the general fund.

	<u>2018</u> <u>Amount</u>	<u>2017</u> <u>Amount</u>	<u>Percentage</u> <u>Change</u>
<u>Cash Receipts:</u>			
Taxes	\$ 1,888,967	\$ 1,815,327	4.06 %
Payment in lieu of taxes	2,940	6,551	(55.12) %
Tuition	659,216	648,274	1.69 %
Earnings on investments	27,361	15,208	79.91 %
Miscellaneous	74,695	61,218	22.01 %
Intergovernmental	<u>3,318,537</u>	<u>3,168,061</u>	4.75 %
Total	<u>\$ 5,971,716</u>	<u>\$ 5,714,639</u>	4.50 %

The District's increase in miscellaneous revenue was due to an increase in extracurricular revenues. The District's increase in earnings on investments receipts was due to better performance by the District's investments. All other cash receipts remained comparable to fiscal year 2017.

The table that follows assists in illustrating the cash disbursements of the general fund.

	<u>2018</u> <u>Amount</u>	<u>2017</u> <u>Amount</u>	<u>Percentage</u> <u>Change</u>
<u>Cash Disbursements</u>			
Instruction	\$ 3,115,805	\$ 2,973,568	4.78 %
Support services	1,734,526	1,500,555	15.59 %
Operation of non instruction services	65,573	54,332	20.69 %
Extracurricular	122,398	123,125	(0.59) %
Principal retirement	16,000	326,882	(95.11) %
Interest and fiscal charges	<u>18,644</u>	<u>19,446</u>	(4.12) %
Total	<u>\$ 5,072,946</u>	<u>\$ 4,997,908</u>	1.50 %

The increase in support services is due to an increase in operations and maintenance disbursements. Principal retirement disbursements decreased 95.11 percent due to the payment of the energy conservation loan in fiscal year 2017. All other cash disbursements remained comparable to fiscal year 2017.

Budgeting Highlights - General Fund

The District's budget is prepared according to Ohio law and is based on accounting for certain transactions on a basis of cash receipts, disbursements and encumbrances. The most significant budgeted fund is the general fund.

During the course of fiscal year 2018, the District amended its general fund budget several times. For the general fund, final budgeted receipts were \$5,898,685 which was \$100,826 less than the original budgeted receipts of \$5,999,511. Actual receipts for fiscal year 2018 were \$5,960,567 which was \$61,882 more than the final budgeted receipts.

General fund original budgeted disbursements of \$5,521,645 were increased to \$5,721,645 in the final budgeted disbursements. The actual budget basis disbursement for fiscal year 2018 totaled \$5,238,935, which was \$482,710 less than the final budgeted disbursements.

**MILLER CITY-NEW CLEVELAND LOCAL SCHOOL DISTRICT
PUTNAM COUNTY, OHIO**

MANAGEMENT'S DISCUSSION AND ANALYSIS
FOR THE FISCAL YEAR ENDED JUNE 30, 2018
UNAUDITED

Capital Assets and Debt Administration

Capital Assets

The District does not record capital assets in the accompanying cash basis basic financial statements, but records payments for capital assets as disbursements.

Debt Administration

The District had the following long-term obligations outstanding at June 30, 2018 and 2017.

	Governmental Activities <u>2018</u>	Governmental Activities <u>2017</u>
General obligation refunding bonds	\$ 310,000	\$ 375,000
OSFC lease purchase	<u>335,000</u>	<u>351,000</u>
Total long-term obligations	<u>\$ 645,000</u>	<u>\$ 726,000</u>

Current Financial Related Activities

The District has continued to maintain the highest standards of service to our students, parents and community. The District is always presented with challenges and opportunities. The District has carefully managed its general fund budgets in order to optimize the dollars available for educating the students it serves.

To ensure the five-year forecast remains strong, management will continue to budget within the confines of the revenue stream. The balance of revenues and expenses is perilous. State cuts to foundation funding, increased costs of salaries/benefits, and the elimination of promised reimbursements can quickly reduce cash reserves. The challenge for the District's Management is to continue to provide the resources necessary to meet student needs and be able to stay within our budget for the year.

Contacting the District's Financial Management

This financial report is designed to provide our citizens, taxpayers, investors and creditors with a general overview of the District's finances and to show the District's accountability for the money it receives. If you have questions about this report or need additional financial information, contact Michael Siebeneck, Treasurer, Miller City-New Cleveland Local School District, 200 North Main Street, P.O. Box 38, Miller City, Ohio 45864-0038.

**MILLER CITY - NEW CLEVELAND LOCAL SCHOOL DISTRICT
PUTNAM COUNTY, OHIO**

STATEMENT OF NET POSITION - CASH BASIS
JUNE 30, 2018

	<u>Governmental Activities</u>
Assets:	
Equity in pooled cash and cash equivalents . . .	<u>\$ 5,174,149</u>
 Net cash position:	
Restricted for:	
Classroom facilities maintenance	51,834
Debt service	425,399
Student activities	8,880
Other purposes	88,567
Unrestricted	<u>4,599,469</u>
Total net cash position	<u>\$ 5,174,149</u>

SEE ACCOMPANYING NOTES TO THE BASIC FINANCIAL STATEMENTS

**MILLER CITY - NEW CLEVELAND LOCAL SCHOOL DISTRICT
PUTNAM COUNTY, OHIO**

STATEMENT OF ACTIVITIES - CASH BASIS
FOR THE FISCAL YEAR ENDED JUNE 30, 2018

		Program Cash Receipts			Net (Cash Disbursements) Cash Receipts and Changes in Net Cash Position
	Cash Disbursements	Charges for Services and Sales	Operating Grants and Contributions		Governmental Activities
Governmental activities:					
Instruction:					
Regular	\$ 2,514,141	\$ 694,639	\$ 31,371	\$	(1,788,131)
Special	434,615	-	212,246		(222,369)
Vocational	315,321	-	79,865		(235,456)
Adult/continuing.	2,018	-	-		(2,018)
Support services:					
Pupil.	195,524	-	-		(195,524)
Instructional staff	173,919	-	42,149		(131,770)
Board of education	65,731	-	-		(65,731)
Administration.	365,124	-	-		(365,124)
Fiscal.	27,844	-	-		(27,844)
Operations and maintenance	668,618	13,140	-		(655,478)
Pupil transportation.	311,140	8,496	19,819		(282,825)
Central	2,257	-	-		(2,257)
Operation of non-instructional services:					
Other non-instructional services	66,769	-	956		(65,813)
Food service operations	228,426	196,506	37,208		5,288
Extracurricular activities.	222,544	109,889	1,603		(111,052)
Debt service:					
Principal retirement	81,000	-	-		(81,000)
Interest and fiscal charges	32,101	-	-		(32,101)
Total governmental activities	\$ 5,707,092	\$ 1,022,670	\$ 425,217		(4,259,205)
 General cash receipts:					
Property taxes levied for:					
General purposes					1,208,787
Debt service.					86,752
Special revenue.					16,555
Income taxes levied for:					
General purposes					680,180
Payments in lieu of taxes					2,940
Grants and entitlements not restricted					
to specific programs					3,140,146
Investment earnings					27,361
Miscellaneous					579
Total general cash receipts					5,163,300
Change in net cash position					904,095
Net cash position at beginning of year					4,270,054
Net cash position at end of year.				\$	5,174,149

SEE ACCOMPANYING NOTES TO THE BASIC FINANCIAL STATEMENTS

**MILLER CITY - NEW CLEVELAND LOCAL SCHOOL DISTRICT
PUTNAM COUNTY, OHIO**

STATEMENT OF ASSETS AND FUND BALANCES - CASH BASIS
GOVERNMENTAL FUNDS
JUNE 30, 2018

	General	Nonmajor Governmental Funds	Total Governmental Funds
Assets:			
Equity in pooled cash and cash equivalents . . .	\$ 4,613,415	\$ 560,734	\$ 5,174,149
 Fund cash balances:			
Restricted:			
Debt service	\$ -	\$ 425,399	\$ 425,399
Classroom facilities maintenance	-	51,834	51,834
Food service operations	-	88,567	88,567
Extracurricular activities	-	8,880	8,880
Assigned:			
Student instruction	31,095	-	31,095
Student and staff support	149,744	-	149,744
Extracurricular activities	600	-	600
School supplies	2,571	-	2,571
Unassigned (deficit)	4,429,405	(13,946)	4,415,459
Total cash fund balances	\$ 4,613,415	\$ 560,734	\$ 5,174,149

SEE ACCOMPANYING NOTES TO THE BASIC FINANCIAL STATEMENTS

**MILLER CITY - NEW CLEVELAND LOCAL SCHOOL DISTRICT
PUTNAM COUNTY, OHIO**

STATEMENT OF CASH RECEIPTS, CASH DISBURSEMENTS AND CHANGES
IN FUND CASH BALANCES - CASH BASIS - GOVERNMENTAL FUNDS
FOR THE FISCAL YEAR ENDED JUNE 30, 2018

	<u>General</u>	<u>Nonmajor Governmental Funds</u>	<u>Total Governmental Funds</u>
Cash receipts:			
From local sources:			
Property taxes	\$ 1,208,787	\$ 103,307	\$ 1,312,094
Income taxes	680,180	-	680,180
Payment in lieu of taxes	2,940	-	2,940
Tuition	659,216	-	659,216
Transportation fees	8,496	-	8,496
Earnings on investments	27,361	58	27,419
Charges for services	-	196,506	196,506
Extracurricular	14,068	92,832	106,900
Classroom materials and fees	35,423	-	35,423
Rental income	13,140	-	13,140
Contributions and donations	2,989	1,603	4,592
Other local revenues	579	199	778
Intergovernmental - intermediate	-	25,000	25,000
Intergovernmental - state	3,308,661	35,643	3,344,304
Intergovernmental - federal	9,876	184,323	194,199
Total cash receipts	<u>5,971,716</u>	<u>639,471</u>	<u>6,611,187</u>
Cash disbursements:			
Current:			
Instruction:			
Regular	2,507,467	6,674	2,514,141
Special	322,365	112,250	434,615
Vocational	285,973	29,348	315,321
Adult/continuing	-	2,018	2,018
Support services:			
Pupil	195,524	-	195,524
Instructional staff	130,021	43,898	173,919
Board of education	63,124	2,607	65,731
Administration	365,124	-	365,124
Fiscal	27,844	-	27,844
Operations and maintenance	639,492	29,126	668,618
Pupil transportation	311,140	-	311,140
Central	2,257	-	2,257
Operation of non-instructional services:			
Other operation of non-instructional	65,573	1,196	66,769
Food service operations	-	228,426	228,426
Extracurricular activities	122,398	100,146	222,544
Debt service:			
Principal retirement	16,000	65,000	81,000
Interest and fiscal charges	18,644	13,457	32,101
Total cash disbursements	<u>5,072,946</u>	<u>634,146</u>	<u>5,707,092</u>
Net change in fund balances	898,770	5,325	904,095
Fund balances at beginning of year	<u>3,714,645</u>	<u>555,409</u>	<u>4,270,054</u>
Fund balances at end of year	<u>\$ 4,613,415</u>	<u>\$ 560,734</u>	<u>\$ 5,174,149</u>

SEE ACCOMPANYING NOTES TO THE BASIC FINANCIAL STATEMENTS

**MILLER CITY - NEW CLEVELAND LOCAL SCHOOL DISTRICT
PUTNAM COUNTY, OHIO**

STATEMENT OF CASH RECEIPTS, CASH DISBURSEMENTS, AND CHANGES IN FUND CASH BALANCE
BUDGET AND ACTUAL - BUDGET BASIS (CASH BASIS) - GENERAL FUND
FOR THE FISCAL YEAR ENDED JUNE 30, 2018

	<u>Budgeted Amounts</u>			Variance with Final Budget Positive (Negative)
	<u>Original</u>	<u>Final</u>	<u>Actual</u>	
Budgetary basis receipts:				
From local sources:				
Property taxes	\$ 1,203,430	\$ 1,183,206	\$ 1,208,787	\$ 25,581
Income taxes.	680,011	668,583	680,180	11,597
Payment in lieu of taxes.	2,940	2,940	2,940	-
Tuition.	684,159	672,661	659,216	(13,445)
Transportation fees.	9,790	9,625	8,496	(1,129)
Earnings on investments	16,591	16,312	27,361	11,049
Extracurricular.	10,679	10,500	10,500	-
Classroom materials and fees	33,799	33,231	30,801	(2,430)
Rental income	5,069	4,984	13,140	8,156
Contributions and donations	-	-	30	30
Other local revenues	4,529	4,403	579	(3,824)
Intergovernmental - state	3,337,501	3,281,412	3,308,661	27,249
Intergovernmental - federal	11,013	10,828	9,876	(952)
Total budgetary receipts	<u>5,999,511</u>	<u>5,898,685</u>	<u>5,960,567</u>	<u>61,882</u>
Budgetary basis disbursements:				
Current:				
Instruction:				
Regular	2,821,700	3,021,700	2,520,535	501,165
Special.	389,832	389,832	332,965	56,867
Vocational.	308,534	308,534	287,502	21,032
Support services:				
Pupil.	101,034	101,034	195,883	(94,849)
Instructional staff	107,465	107,465	136,098	(28,633)
Board of education	67,184	67,184	65,894	1,290
Administration.	375,373	375,373	372,168	3,205
Fiscal	11,160	11,160	34,697	(23,537)
Operations and maintenance.	715,084	715,084	731,275	(16,191)
Pupil transportation	397,592	397,592	343,766	53,826
Central.	3,043	3,043	2,257	786
Operation of non-instructional services	59,765	59,765	65,573	(5,808)
Extracurricular activities.	125,988	125,988	115,678	10,310
Debt service:				
Principal	16,500	16,500	16,000	500
Interest and fiscal charges.	21,391	21,391	18,644	2,747
Total budgetary disbursements	<u>5,521,645</u>	<u>5,721,645</u>	<u>5,238,935</u>	<u>482,710</u>
Net change in fund balance	477,866	177,040	721,632	544,592
Fund balance at beginning of year	3,570,306	3,570,306	3,570,306	-
Prior year encumbrances appropriated	136,561	136,561	136,561	-
Fund balance at end of year	<u>\$ 4,184,733</u>	<u>\$ 3,883,907</u>	<u>\$ 4,428,499</u>	<u>\$ 544,592</u>

SEE ACCOMPANYING NOTES TO THE BASIC FINANCIAL STATEMENTS

**MILLER CITY - NEW CLEVELAND LOCAL SCHOOL DISTRICT
PUTNAM COUNTY, OHIO**

STATEMENT OF FIDUCIARY NET POSITION - CASH POSITION
FIDUCIARY FUNDS
JUNE 30, 2018

	<u>Private Purpose Trust</u>	
	<u>Scholarship</u>	<u>Agency</u>
Assets:		
Equity in pooled cash and cash equivalents	\$ 149,622	\$ 70,005
Net cash position:		
Held in trust for scholarships	149,622	-
Held for student activities	-	70,005
Total net cash position.	<u>\$ 149,622</u>	<u>\$ 70,005</u>

SEE ACCOMPANYING NOTES TO THE BASIC FINANCIAL STATEMENTS

**MILLER CITY - NEW CLEVELAND LOCAL SCHOOL DISTRICT
PUTNAM COUNTY, OHIO**

STATEMENT OF CHANGES IN FIDUCIARY NET POSITION - CASH BASIS
FIDUCIARY FUND
FOR THE FISCAL YEAR ENDED JUNE 30, 2018

	Private Purpose Trust
	Scholarship
Additions:	
Interest	\$ 352
Gifts and contributions	6,596
Total additions	6,948
 Deductions:	
Scholarships awarded	7,775
Change in net position	(827)
Net position at beginning of year	150,449
Net position at end of year	\$ 149,622

SEE ACCOMPANYING NOTES TO THE BASIC FINANCIAL STATEMENTS

**MILLER CITY-NEW CLEVELAND LOCAL SCHOOL DISTRICT
PUTNAM COUNTY, OHIO**

NOTES TO THE FINANCIAL STATEMENTS
FOR THE FISCAL YEAR ENDED JUNE 30, 2018

NOTE 1 - DESCRIPTION OF THE SCHOOL DISTRICT

Miller City-New Cleveland Local School District (the District) is located in Putnam County, including the Village of Miller City and all or portions of Greensburg, Liberty, Ottawa and Palmer Townships. The District serves an area of approximately 48 square miles.

The District was organized in 1932, in accordance with Sections 2 and 3, Article VI of the Constitution of the State of Ohio. Under such laws, there is no authority for a school district to have a charter or adopt local laws. The legislative power of the District is vested in the Board of Education, consisting of five members elected at large for staggered four year terms.

The District currently operates one instructional building. The District employs 43 non-certified and 36 certified (including administrative) full-time and part-time employees to provide services to approximately 499 students in grades K through 12 and various community groups.

NOTE 2 - SUMMARY OF SIGNIFICANT ACCOUNTING POLICIES

As discussed further in Note 2.D., these financial statements are presented on the cash basis of accounting. The cash basis of accounting differs from accounting principles generally accepted in the United States of America (GAAP). GAAP includes all relevant Governmental Accounting Standards Board (GASB) pronouncements. In cases where these cash basis statements contain items that are the same as, or similar to, those items in financial statements prepared in conformity with GAAP, similar informative disclosures are provided.

A. The Reporting Entity

The reporting entity has been defined in accordance with GASB Statement No. 14, "The Financial Reporting Entity" as amended by GASB Statement No. 39, "Determining Whether Certain Organizations Are Component Units" and GASB Statement No. 61, "The Financial Reporting Entity: Omnibus an amendment of GASB Statements No. 14 and No. 34". The reporting entity is composed of the primary government and component units. The primary government consists of all funds, departments, boards and agencies that are not legally separate from the District. For the District, this includes general operations, food service, and student related activities of the District.

Component units are legally separate organizations for which the District is financially accountable. The District is financially accountable for an organization if the District appoints a voting majority of the organization's Governing Board and (1) the District is able to significantly influence the programs or services performed or provided by the organization; or (2) the District is legally entitled to or can otherwise access the organization's resources; or (3) the District is legally obligated or has otherwise assumed the responsibility to finance the deficits of, or provide financial support to, the organization; or (4) the District is obligated for the debt of the organization. Component units may also include organizations that are fiscally dependent on the District in that the District approves the budget, the issuance of debt or the levying of taxes. Certain organizations are also included as component units if the nature and significance of the relationship between the primary government and the organization is such that exclusion by the primary government would render the primary government's financial statements incomplete or misleading. Based upon the application of these criteria, the District has no component units. The basic financial statements of the reporting entity include only those of the District (the primary government).

**MILLER CITY-NEW CLEVELAND LOCAL SCHOOL DISTRICT
PUTNAM COUNTY, OHIO**

NOTES TO THE FINANCIAL STATEMENTS
FOR THE FISCAL YEAR ENDED JUNE 30, 2018

NOTE 2 - SUMMARY OF SIGNIFICANT ACCOUNTING POLICIES - (Continued)

The District participates in one jointly governed organization and three public entity risk pools. The financial statements exclude these entities which perform activities within the District's boundaries for the benefit of its residents because the District is not financially accountable for these entities nor are these entities fiscally dependent on the District. These organizations are:

JOINTLY GOVERNED ORGANIZATION

Northwest Ohio Area Computer Services Cooperative

The District is a participant in the Northwest Ohio Area Computer Services Cooperative (NOACSC), which is a computer consortium. NOACSC is an association of public school districts within the boundaries of Allen, Hancock, Paulding, Putnam, Wood, Lucas, and Van Wert counties, and the cities of St. Marys and Wapakoneta. The organization was formed for the purpose of applying modern technology (with the aid of computers and other electronic equipment) to administrative and instructional functions among member school districts.

The governing board of NOACSC consists of two representatives from each county elected by majority vote of all charter member school districts within each county, plus one representative from the fiscal agent school district. During fiscal year 2018, the District paid \$26,376 to NOACSC for various services. Financial information can be obtained from Ray Burden, who serves as director, at 4277 East Road, Elida, Ohio 45807.

PUBLIC ENTITY RISK POOL

Schools of Ohio Risk Sharing Authority

The District participates in the Schools of Ohio Risk Sharing Authority Board (SORSA), an insurance purchasing pool. SORSA's business affairs are conducted by a nine member Board of directors consisting of a President, Vice President, Secretary, Treasurer and five delegates. SORSA was created to provide joint self-insurance coverage and to assist members to prevent and reduce losses and injuries to the District's property and persons. It is intended to provide liability and property insurance at reduced premiums for the participants. SORSA is organized as a nonprofit corporation under provisions of Ohio Revised Code 2744.

Putnam County School Insurance Group

The District participates as a member of the Putnam County School Insurance Group, a public entity risk pool, administered by Huntington Trust. The District converted its fully-insured medical insurance program to partial self insurance through participation in this public entity risk pool. Medical Mutual of Ohio provides claims review and processing. The District maintains stop-loss coverage for its medical insurance program. Aggregate stop loss is maintained for expected claims.

**MILLER CITY-NEW CLEVELAND LOCAL SCHOOL DISTRICT
PUTNAM COUNTY, OHIO**

NOTES TO THE FINANCIAL STATEMENTS
FOR THE FISCAL YEAR ENDED JUNE 30, 2018

NOTE 2 - SUMMARY OF SIGNIFICANT ACCOUNTING POLICIES - (Continued)

OSBA Workers' Compensation Group Rating Plan

For fiscal year 2018, the District participated in the Ohio School Boards Association/Ohio Association of School Business Officials Workers' Compensation Group Rating Program (the Plan), an insurance purchasing pool. The intent of the Plan is to achieve the benefit of a reduced premium for the District by virtue of its grouping and representation with other participants in the Plan. The workers' compensation experience of the participating school districts is calculated as one experience and a common premium rate is applied to all school districts in the Plan. Each participant pays its workers' compensation premium to the State based on the rate for the Plan rather than its individual rate. Total savings are then calculated and each participant's individual performance is compared to the overall savings percentage of the Plan.

A participant will then either receive money from or be required to contribute to the "equity pooling fund". This "equity pooling" arrangement insures that each participant shares equally in the overall performance of the Plan. Participation in the Plan is limited to school districts that can meet the Plan's selection criteria. The firm of CompManagement, Inc. provides administrative, cost control, and actuarial services to the Plan.

B. Fund Accounting

The District uses funds to maintain its financial records during the year. A fund is defined as a fiscal and accounting entity with a self-balancing set of accounts. There are three categories of funds: governmental, proprietary and fiduciary.

GOVERNMENTAL FUNDS

Governmental funds are those through which most governmental functions typically are financed. Governmental fund reporting focuses on the sources, uses and balances of current financial resources. Expendable assets are assigned to the various governmental funds according to the purposes for which they may or must be used.

The following is the District's major governmental fund:

General fund - The general fund is used to account for and report all financial resources not accounted for and reported in another fund. The general fund balance is available for any purpose provided it is expended or transferred according to the general laws of Ohio.

Other governmental funds of the District are used to account for specific revenue sources that are (a) financial resources that are restricted, committed, or assigned to expenditures for capital outlays including the acquisition or construction of capital facilities and other capital assets, and (b) specific revenue sources that are restricted or committed to an expenditure for specified purposes other than debt service or capital projects.

PROPRIETARY FUND TYPE

Proprietary funds are used to account for the District's ongoing activities which are similar to those found in the private sector. The District has no proprietary funds.

**MILLER CITY-NEW CLEVELAND LOCAL SCHOOL DISTRICT
PUTNAM COUNTY, OHIO**

NOTES TO THE FINANCIAL STATEMENTS
FOR THE FISCAL YEAR ENDED JUNE 30, 2018

NOTE 2 - SUMMARY OF SIGNIFICANT ACCOUNTING POLICIES - (Continued)

FIDUCIARY FUND TYPES

The fiduciary fund category is split into four classifications: pension trust funds, investment trust funds, private-purpose trust funds and agency funds. Trust funds are used to account for assets held by the District under a trust agreement for individuals, private organizations, or other governments and are therefore not available to support the District's own programs. The District's only trust fund is a private-purpose trust which accounts for scholarship programs for students. Funds for which the District is acting in an agency capacity are classified as agency funds. The District's agency funds account for student activities.

C. Basis of Presentation

Government-wide Financial Statements - The statement of net position - cash basis and the statement of activities - cash basis display information about the District as a whole. These statements include the financial activities of the primary government, except for fiduciary funds.

The government-wide statement of activities - cash basis presents a comparison between direct disbursements and program receipts for each function or program of the governmental activities of the District. Direct disbursements are those that are specifically associated with a service, program or department and therefore clearly identifiable to a particular function. Program receipts include amounts paid by the recipient of goods or services offered by the program and grants and contributions that are restricted to meeting the operational or capital requirements of a particular program. Receipts not classified as program receipts are presented as general receipts of the District.

Fund Financial Statements - Fund financial statements report detailed information about the District. The focus of governmental fund financial statements is on major funds rather than reporting funds by type. Each major fund is presented in a separate column, and all nonmajor funds are aggregated into one column. Fiduciary funds are reported by fund type.

D. Basis of Accounting

Although required by Ohio Administrative Code § 117-2-03(B) to prepare its annual financial report in accordance with GAAP, the District chooses to prepare its financial statements and notes on the cash basis of accounting. The cash basis of accounting is a comprehensive basis of accounting other than GAAP. Receipts are recognized when received in cash rather than when earned, and disbursements are recognized when paid rather than when a liability is incurred.

As a result of the use of the cash basis of accounting, certain assets and their related revenue (such as accounts receivable and revenue billed or provided services not yet collected) and certain liabilities and their related expenses (such as accounts payable and expenses for goods or services received, but not yet paid, and accrued expenses and liabilities) are not recorded in these financial statements.

These statements include adequate disclosure of material matters, in accordance with the basis of accounting described in the preceding paragraph.

**MILLER CITY-NEW CLEVELAND LOCAL SCHOOL DISTRICT
PUTNAM COUNTY, OHIO**

NOTES TO THE FINANCIAL STATEMENTS
FOR THE FISCAL YEAR ENDED JUNE 30, 2018

NOTE 2 - SUMMARY OF SIGNIFICANT ACCOUNTING POLICIES - (Continued)

E. Budgetary Process

All funds, except agency funds, are legally required to be budgeted and appropriated. The major documents prepared are the certificate of estimated resources and the appropriations resolution, both of which are prepared on the budgetary basis of accounting. The certificate of estimated resources establishes a limit on the amount the Board of Education may appropriate. The appropriations resolution is the Board's authorization to spend resources and sets annual limits on cash disbursements plus encumbrances at the level of control selected by the Board. The legal level of control has been established by the Board at the fund level for all funds. Although the legal level of budgetary control was established at the fund level of disbursements, the District has elected to present the general fund budgetary statement comparison at the fund and function level. Budgetary allocations at the fund level are made by the Treasurer.

The certificate of estimated resources may be amended during the fiscal year if projected increases or decreases in receipts are identified by the Treasurer. The amounts reported as the original budgeted amounts on the budgetary statements reflect the amounts on the certificate of estimated resources when the original appropriations were adopted. The amounts reported as the final budgeted amounts on the budgetary statements reflect the amounts on the amended certificate of estimated resources in effect at the time final appropriations were passed by the Board.

The appropriation resolution is subject to amendment throughout the year with the restriction that appropriations cannot exceed estimated resources. The amounts reported as the original budgeted amounts reflect the first appropriation resolution for that fund that covered the entire fiscal year, including amounts automatically carried forward from prior fiscal years. The amounts reported as the final budgeted amounts represent the final appropriation amounts passed by the Board during the fiscal year.

F. Cash and Cash Equivalents

To improve cash management, cash received by the District is pooled. Monies for all funds are maintained in this pool. Individual fund integrity is maintained through District records. Each fund's interest in the pool is presented as "equity in pooled cash and cash equivalents" on the basic financial statements.

During 2018, the District invested in nonnegotiable certificates of deposit. Investments are reported at cost.

Following Ohio statutes, the Board of Education has, by resolution, specified the funds to receive an allocation of interest earnings. Interest revenue credited to the general fund during fiscal year 2018 amounted to \$27,361, which includes \$4,271 assigned from other funds.

For presentation on the basic financial statements, investments of the cash management pool and investments with original maturities of three months or less at the time they are purchased by the District are considered to be cash equivalents. Investments with an initial maturity of more than three months that were not purchased from the cash management pool are reported as investments.

**MILLER CITY-NEW CLEVELAND LOCAL SCHOOL DISTRICT
PUTNAM COUNTY, OHIO**

**NOTES TO THE FINANCIAL STATEMENTS
FOR THE FISCAL YEAR ENDED JUNE 30, 2018**

NOTE 2 - SUMMARY OF SIGNIFICANT ACCOUNTING POLICIES - (Continued)

Investments are reported as assets. Accordingly, purchases of investments are not recorded as disbursements, and sales of investments are not recorded as receipts. Gains or losses at the time of sale are recorded as receipts or negative receipts (contra revenue), respectively. At June 30, 2018, the District had no investments.

An analysis of the District's deposits and investments at year-end is provided in Note 4.

G. Inventory and Prepaid Items

The District reports disbursements for inventory and prepaid items when paid. These items are not reflected as assets.

H. Capital Assets

Acquisitions of property, plant and equipment are recorded as disbursements when paid. These items are not reflected as assets on the accompanying financial statements. Depreciation is not recorded on these capital assets.

I. Accumulated Leave

In certain circumstances, such as upon leaving employment or retirement, employees are entitled to cash payments for unused leave. Unpaid leave is not reflected as a liability under the District's cash basis of accounting.

J. Employer Contributions to Cost-Sharing Pension Plans

The District recognizes the disbursement for employer contributions to cost-sharing pension plans when they are paid. As described in Notes 9 and 10, the employer contributions include portions for pension benefits and for postretirement health care benefits.

K. Long-Term Obligations

Cash basis financial statements do not report liabilities for bonds and other long-term obligations. Proceeds of debt issues are reported as receipts when cash is received and principal and interest payments are reported as disbursements when paid.

L. Interfund Transactions

Exchange transactions between funds are reported as receipts in the seller funds and as disbursements in the purchaser funds. Flows of cash or goods from one fund to another without a requirement for repayment are reported as interfund transfers. Interfund loans are reported as advances-in and advances-out. Advances are not reflected as assets and liabilities in the accompanying financial statements. Interfund transfers and advances are reported as other financing sources/uses in governmental funds. Repayments from funds responsible for particular disbursements to the funds that initially paid for them are not presented on the basic financial statements. Interfund activity between governmental funds is eliminated on the statement of net position - cash basis and the statement of activities - cash basis.

**MILLER CITY-NEW CLEVELAND LOCAL SCHOOL DISTRICT
PUTNAM COUNTY, OHIO**

NOTES TO THE FINANCIAL STATEMENTS
FOR THE FISCAL YEAR ENDED JUNE 30, 2018

NOTE 2 - SUMMARY OF SIGNIFICANT ACCOUNTING POLICIES - (Continued)

M. Net Cash Position

Net cash position is reported as restricted when enabling legislation or creditors, grantors or laws or regulations of other governments have imposed limitations on its use. The District first applies restricted resources when a disbursement is incurred for purposes for which both restricted and unrestricted net cash position is available.

N. Fund Balance

Fund balance is divided into five classifications based primarily on the extent to which the District is bound to observe constraints imposed upon the use of the resources in the governmental funds. The classifications are as follows:

Nonspendable - The nonspendable fund balance classification includes amounts that cannot be spent because they are not in spendable form or legally required to be maintained intact. The “not in spendable form” criterion includes items that are not expected to be converted to cash. It also includes the long-term amount of loans receivable.

Restricted - Fund balance is reported as restricted when constraints are placed on the use of resources that are either externally imposed by creditors (such as through debt covenants), grantors, contributors, or laws or regulations of other governments, or imposed by law through constitutional provisions or enabling legislation.

Committed - The committed fund balance classification includes amounts that can be used only for the specific purposes imposed by a formal action (resolution) of the District Board of Education (the highest level of decision making authority). Those committed amounts cannot be used for any other purpose unless the District Board of Education removes or changes the specified use by taking the same type of action (resolution) it employed to previously commit those amounts. Committed fund balance also incorporates contractual obligations to the extent that existing resources in the fund have been specifically committed for use in satisfying those contractual requirements.

Assigned - Amounts in the assigned fund balance classification are intended to be used by the District for specific purposes but do not meet the criteria to be classified as restricted nor committed. In governmental funds other than the general fund, assigned fund balance represents the remaining amount that is not restricted or committed. In the general fund, assigned amounts represent intended uses established by policies of the District Board of Education, which includes giving the Treasurer the authority to constrain monies for intended purposes.

Unassigned - Unassigned fund balance is the residual classification for the general fund and includes all spendable amounts not contained in the other classifications. In other governmental funds, the unassigned classification is only used to report a deficit fund balance resulting from overspending for specific purposes for which amounts had been restricted, committed, or assigned.

**MILLER CITY-NEW CLEVELAND LOCAL SCHOOL DISTRICT
PUTNAM COUNTY, OHIO**

NOTES TO THE FINANCIAL STATEMENTS
FOR THE FISCAL YEAR ENDED JUNE 30, 2018

NOTE 2 - SUMMARY OF SIGNIFICANT ACCOUNTING POLICIES - (Continued)

The District applies restricted resources first when expenditures are incurred for purposes for which restricted and unrestricted (committed, assigned, and unassigned) fund balance is available. Similarly, within unrestricted fund balance, committed amounts are reduced first followed by assigned, and then unassigned amounts when expenditures are incurred for purposes for which amounts in any of the unrestricted fund balance classifications could be used.

O. Extraordinary and Special Items

Extraordinary items are transactions or events that are both unusual in nature and infrequent in occurrence. The District had neither transaction for fiscal year 2018.

P. Pensions/Other Postemployment Benefits (OPEB)

For purposes of measuring the net pension/OPEB liability, information about the fiduciary net position of the pension/OPEB plans and additions to/deductions from their fiduciary net position have been determined on the same basis as they are reported by the pension/OPEB plan. For this purpose, benefit payments (including refunds of employee contributions) are recognized when due and payable in accordance with the benefit terms. The pension/OPEB plans report investments at fair value.

NOTE 3 - ACCOUNTABILITY AND COMPLIANCE

A. Change in Accounting Principles/Restatement of Net Position

For fiscal year 2018, the District has implemented GASB Statement No. 75, "Accounting and Financial Reporting for Postemployment Benefits Other Than Pension", GASB Statement No. 81 "Irrevocable Split-Interest Agreements" GASB Statement No. 85, "Omnibus 2017" and GASB Statement No. 86, "Certain Debt Extinguishments".

GASB Statement No. 75 improves the accounting and financial reporting by state and local governments for postemployment benefits other than pension (OPEB). It also improves information provided by state and local governmental employers about financial support for OPEB that is provided by other entities. The implementation of GASB Statement No. 75 affected the District's postemployment benefit plan disclosures, as presented in Note 10 to the basic financial statements.

GASB Statement No. 81 improves the accounting and financial reporting for irrevocable split-interest agreements by providing recognition and measurement guidance for situations in which a government is a beneficiary of the agreement. The implementation of GASB Statement No. 81 did not have an effect on the financial statements of the District.

GASB Statement No. 85 addresses practice issues that have been identified during implementation and application of certain GASB Statements. This Statement addresses a variety of topics including issues related to blending component units, goodwill, fair value measurement and application, and OPEB. The implementation of GASB Statement No. 85 did not have an effect on the financial statements of the District.

**MILLER CITY-NEW CLEVELAND LOCAL SCHOOL DISTRICT
PUTNAM COUNTY, OHIO**

**NOTES TO THE FINANCIAL STATEMENTS
FOR THE FISCAL YEAR ENDED JUNE 30, 2018**

NOTE 3 - ACCOUNTABILITY AND COMPLIANCE - (Continued)

GASB Statement No. 86 improves consistency in accounting and financial reporting for in-substance defeasance of debt by providing guidance for transactions in which cash and other monetary assets acquired with only existing resources - resources other than the proceeds of refunding debt - are placed in an irrevocable trust for the sole purpose of extinguishing debt. This Statement also improves accounting and financial reporting for prepaid insurance on debt that is extinguished and notes to financial statements for debt that is defeased in substance. The implementation of GASB Statement No. 86 did not have an effect on the financial statements of the District.

B. Deficit Fund Balances

Fund balances at June 30, 2018 included the following individual fund deficits:

<u>Nonmajor funds</u>	<u>Deficit</u>
Vocational Education Enhancement	\$ 4,348
Miscellaneous State Grants	2,018
Title I	5,528
Miscellaneous Federal Grants	2,052

The general fund is liable for any deficit in these funds and provides transfers when cash is required.

C. Compliance

Ohio Administrative Code § 117-2-03(B), requires the District to prepare its annual financial report in accordance with generally accepted accounting principles. However, the District prepared its financial statements on a cash basis, which is a comprehensive basis of accounting other than accounting principles generally accepted in the United States of America. The accompanying financial statements omit assets, liabilities, net position / fund balances, and disclosures that, while material, cannot be determined at this time. The District can be fined and various other administrative remedies may be taken against the District.

NOTE 4 - DEPOSITS AND INVESTMENTS

State statutes classify monies held by the District into three categories.

Active deposits are public deposits necessary to meet current demands on the treasury. Such monies must be maintained either as cash in the District treasury, in commercial accounts payable or withdrawable on demand, including negotiable order of withdrawal (NOW) accounts, or in money market deposit accounts.

Inactive deposits are public deposits that the Governing Board has identified as not required for use within the current five-year period of designation of depositories. Inactive deposits must either be evidenced by certificates of deposit maturing not later than the end of the current period of designation of depositories, or by savings or deposit accounts including, but not limited to, passbook accounts.

Interim deposits are deposits of interim monies. Interim monies are those monies which are not needed for immediate use, but which will be needed before the end of the current period of designation of depositories.

**MILLER CITY-NEW CLEVELAND LOCAL SCHOOL DISTRICT
PUTNAM COUNTY, OHIO**

**NOTES TO THE FINANCIAL STATEMENTS
FOR THE FISCAL YEAR ENDED JUNE 30, 2018**

NOTE 4 - DEPOSITS AND INVESTMENTS - (Continued)

Interim deposits must be evidenced by time certificates of deposit maturing not more than one year from the date of deposit or by savings or deposit accounts including passbook accounts.

Interim monies may be deposited or invested in the following securities:

1. United States Treasury Notes, Bills, Bonds, or any other obligation or security issued by the United States Treasury or any other obligation guaranteed as to principal and interest by the United States;
2. Bonds, notes, debentures, or any other obligations or securities issued by any federal government agency or instrumentality, including, but not limited to, the Federal National Mortgage Association, Federal Home Loan Bank, Federal Farm Credit Bank, Federal Home Loan Mortgage Corporation, Government National Mortgage Association, and Student Loan Marketing Association. All federal agency securities shall be direct issuances of federal government agencies or instrumentalities;
3. Written repurchase agreements in the securities listed above provided that the market value of the securities subject to the repurchase agreement must exceed the principal value of the agreement by at least two percent and be marked to market daily, and that the term of the agreement must not exceed thirty days;
4. Bonds and other obligations of the State of Ohio;
5. Time certificates of deposit or savings or deposit accounts including, but not limited to, passbook accounts;
6. No-load money market mutual funds consisting exclusively of obligations described in items (1 or 2) above and repurchase agreements secured by such obligations, provided that investments in such securities described in this division are made only through eligible institutions;
7. The State Treasurer's investment pool, the State Treasury Asset Reserve of Ohio (STAR Ohio);
8. Certain banker's acceptance and commercial paper notes for a period not to exceed one hundred eighty days from the purchase date in an amount not to exceed twenty-five percent of the interim monies available for investment at any one time; and,
9. Under limited circumstances, corporate debt interests rated in either of the two highest classifications by at least two nationally recognized rating agencies.

Protection of the District's deposits is provided by the Federal Deposit Insurance Corporation (FDIC), by eligible securities pledged by the financial institution as security for repayment, or by the financial institutions participation in the Ohio Pooled Collateral System (OPCS), a collateral pool of eligible securities deposited with a qualified trustee and pledged to the Treasurer of State to secure the repayment of all public monies deposited in the financial institution.

**MILLER CITY-NEW CLEVELAND LOCAL SCHOOL DISTRICT
PUTNAM COUNTY, OHIO**

**NOTES TO THE FINANCIAL STATEMENTS
FOR THE FISCAL YEAR ENDED JUNE 30, 2018**

NOTE 4 - DEPOSITS AND INVESTMENTS - (Continued)

Investments in stripped principal or interest obligations, reverse repurchase agreements and derivatives are prohibited. The issuance of taxable notes for the purpose of arbitrage, the use of leverage and short selling are also prohibited. An investment must mature within five years from the date of purchase unless matched to a specific obligation or debt of the District, and must be purchased with the expectation that it will be held to maturity. Investments may only be made through specified dealers and institutions. Payment for investments may be made only upon delivery of the securities representing the investments to the Treasurer or qualified trustee or, if the securities are not represented by a certificate, upon receipt of confirmation of transfer from the custodian.

A. Deposits with Financial Institutions

At June 30, 2018, the carrying amount of all District deposits was \$5,393,776 and the bank balance of all District deposits was \$5,440,805. Of the bank balance, \$1,969,139 was covered by the FDIC, \$2,921,666 was covered by eligible securities pledged by the financial institution as security for repayment, and \$550,000 was potentially exposed to custodial credit risk discussed below because those deposits were uninsured and could be uncollateralized. Although all statutory requirements for the deposit of money had been followed, noncompliance with Federal requirements could potentially subject the District to a successful claim by the FDIC.

Custodial credit risk is the risk that, in the event of bank failure, the District will not be able to recover deposits or collateral securities that are in the possession of an outside party. The District has no deposit policy for custodial credit risk beyond the requirements of State statute. Ohio law requires that deposits either be insured or protected by (1) eligible securities pledged to the District and deposited with a qualified trustee by the financial institution as security for repayment whose market value at all times shall be at least 105 percent of the deposits being secured, or (2) participation in the Ohio Pooled Collateral System (OPCS), a collateral pool of eligible securities deposited with a qualified trustee and pledged to the Treasurer of State to secure the repayment of all public monies deposited in the financial institution. OPCS requires the total market value of the securities pledged to be 102 percent of the deposits being secured or a reduced rate set by the Treasurer of State. Financial institutions which have received an extension (the "grace period") from the Ohio Treasurer of State to participate in the OPCS beyond June 30, 2018 may also pledge a single pool of eligible securities to secure the repayment of all public moneys deposited in the institution and not otherwise secured pursuant to law, provided that at all times the total market value of the securities so pledged is at least equal to 105% of the total amount of all public deposits to be secured by the pooled securities that are not covered by any federal deposit insurance. For 2018, certain District financial institutions participated in OPCS and some did not participate in the OPCS because they received an extension of time to participate.

B. Investments

As of June 30, 2018, the District had no investments.

**MILLER CITY-NEW CLEVELAND LOCAL SCHOOL DISTRICT
PUTNAM COUNTY, OHIO**

NOTES TO THE FINANCIAL STATEMENTS
FOR THE FISCAL YEAR ENDED JUNE 30, 2018

NOTE 4 - DEPOSITS AND INVESTMENTS - (Continued)

C. Reconciliation of Cash and Investments to the Statement of Net Position

The following is a reconciliation of cash and investments reported in the note above to cash as reported on the statement of net position as of June 30, 2018:

	<u>Carrying Value</u>
<u>Cash and investments per note</u>	
Carrying amount of deposits	<u>\$ 5,393,776</u>
	<u>Carrying Value</u>
<u>Cash and cash equivalents per statement of net position</u>	
Governmental activities	\$ 5,174,149
Private-purpose trust funds	149,622
Agency fund	<u>70,005</u>
Total	<u>\$ 5,393,776</u>

NOTE 5 - BUDGETARY BASIS OF ACCOUNTING

While the District is reporting financial position, results of operations and changes in fund balances on the cash basis, the budgetary basis as provided by law is based upon accounting for certain transactions on a basis of cash receipts, disbursements and encumbrances. The budgetary comparison schedule presented for the general fund is presented on the budgetary basis to provide a meaningful comparison of actual results with the budget. The difference between the budget basis and the cash basis is outstanding year end encumbrances are treated as disbursements (budget) rather than an assignment of fund balance (cash).

The following table summarizes the adjustments necessary to reconcile the cash basis statement to the budgetary basis statement for the general fund:

Net Change in Fund Balance

	<u>General fund</u>
Budget basis	\$ 721,632
Funds budgeted elsewhere **	(2,069)
Adjustment for encumbrances	<u>179,207</u>
Cash basis	<u>\$ 898,770</u>

** As part of Governmental Accounting Standards Board No. 54, “Fund Balance Reporting”, certain funds that are legally budgeted in separate special revenue funds are considered part of the general fund on a cash basis. This includes uniform school supplies, public school support and unclaimed funds.

**MILLER CITY-NEW CLEVELAND LOCAL SCHOOL DISTRICT
PUTNAM COUNTY, OHIO**

NOTES TO THE FINANCIAL STATEMENTS
FOR THE FISCAL YEAR ENDED JUNE 30, 2018

NOTE 6 - PROPERTY TAXES

Property taxes are levied and assessed on a calendar year basis while the District fiscal year runs from July through June. First half tax collections are received by the District in the second half of the fiscal year. Second half tax distributions occur in the first half of the following fiscal year.

Property taxes include amounts levied against all real property and public utility property. Real property tax revenues received in calendar year 2018 represent the collection of calendar year 2017 taxes. Real property taxes received in calendar year 2018 were levied after April 1, 2017, on the assessed values as of January 1, 2017, the lien date. Assessed values for real property taxes are established by State statute at 35 percent of appraised market value. Real property taxes are payable annually or semiannually. If paid annually, payment is due December 31; if paid semiannually, the first payment is due December 31, with the remainder payable by June 20. Under certain circumstances, State statute permits alternate payment dates to be established. Public utility property tax revenues received in calendar year 2018 represent the collection of calendar year 2017 taxes. Public utility real and personal property taxes received in calendar year 2018 became a lien on December 31, 2016, were levied after April 1, 2017, and are collected with real property taxes. Public utility real property is assessed at 35 percent of true value; public utility tangible personal property is currently assessed at varying percentages of true value.

The District receives property taxes from Putnam County. The County Auditor periodically advances to the District its portion of the taxes collected. Second-half real property tax payments collected by the County by June 30, 2018, are available to finance fiscal year 2018 operations. The amount of second-half real property taxes available for advance at fiscal year-end can vary based on the date the tax bills are sent.

The assessed values upon which the fiscal year 2018 taxes were collected are:

	2017 Second Half Collections		2018 First Half Collections	
	<u>Amount</u>	<u>Percent</u>	<u>Amount</u>	<u>Percent</u>
Agricultural/residential and other real estate	\$ 63,672,810	97.12	\$61,458,120	96.88
Public utility personal	<u>1,885,450</u>	<u>2.88</u>	<u>1,981,170</u>	<u>3.12</u>
Total	<u>\$ 65,558,260</u>	<u>100.00</u>	<u>\$63,439,290</u>	<u>100.00</u>
Tax rate per \$1,000 of assessed valuation	\$33.00		\$33.00	

NOTE 7 - INCOME TAXES

The District levies a voted tax of 1¼ percent for general operations on the income of residents and of estates. The tax was effective in 1993 and is a continuing tax. Employers of residents are required to withhold income tax on compensation and remit the tax to the State. Taxpayers are required to file an annual return. The State makes quarterly distributions to the District after withholding amounts for administrative fees and estimated refunds. Income tax receipts are recorded in the general fund.

**MILLER CITY-NEW CLEVELAND LOCAL SCHOOL DISTRICT
PUTNAM COUNTY, OHIO**

NOTES TO THE FINANCIAL STATEMENTS
FOR THE FISCAL YEAR ENDED JUNE 30, 2018

NOTE 8 - RISK MANAGEMENT

A. Risk Pool Membership

The District is exposed to various risks of loss related to torts; theft or damage to, and destruction of assets; errors and omissions; injuries to employees; and natural disasters. For fiscal year 2018, the District contracted with Schools of Ohio Risk Sharing Authority (SORSA) for general liability coverage with a \$15,000,000 single occurrence limit and \$17,000,000 aggregate and no deductible. Professional liability is protected at the level of \$15,000,000 for single occurrence and aggregate limit and a waived deductible. Vehicles have no deductible for both comprehensive and collision and are covered for property and automobile liability insurance in the amount of \$15,000,000. An additional excess liability policy of \$15,000,000 is also included.

Schools of Ohio Risk Sharing Authority holds the coverage for the blanket building and contents and boiler and machinery with a \$29,139,771 limit and a waived deductible. Settled claims have not exceeded this commercial coverage in any of the past three years. There has been no significant reduction in coverage from the prior year.

B. Employee Medical Benefits

The District participates as a member of the Putnam County School Insurance Group, a public entity risk pool, administered by Huntington Trust. The District converted its fully-insured medical insurance program to partial self insurance through participation in this public entity risk pool. Medical Mutual of Ohio provides claim review and processing. The District maintains stop-loss coverage for its medical insurance program. Aggregate stop loss is maintained for expected claims.

C. Workers' Compensation

For fiscal year 2018, the District participated in the Ohio School Boards Association / CompManagement Workers' Compensation Group Retrospective Rating Program. The Group Retrospective Rating Program is a performance-based incentive program designed to recover a portion of premium for employers that reduce injury rates and lower associated claims costs. It is similar in concept to Group Rating, as employers are evaluated as if the group was one big organization. However, with this program, organizations continue to pay their own individual premium but have the opportunity to receive retrospective premium adjustments (refunds or assessments based on the performance of the group) at the end of each of the three evaluation periods performed by the Ohio Bureau of Workers' Compensation (BWC).

Three evaluations are performed by BWC at 12, 24, and 36 months after the end of the policy year. At the end of each period, BWC looks at the expected losses of the group and compares to the actual losses to calculate the group's retrospective premium. If the premium calculated is less than the group's total standard premium, the participants receive a refund for that period. However, if the premium is greater, an assessment will be levied by BWC, but each group limits the maximum assessment by selecting a premium cap which can be factored into the District's budget.

**MILLER CITY-NEW CLEVELAND LOCAL SCHOOL DISTRICT
PUTNAM COUNTY, OHIO**

NOTES TO THE FINANCIAL STATEMENTS
FOR THE FISCAL YEAR ENDED JUNE 30, 2018

NOTE 9 - PENSION PLANS

Net Pension Liability

Pensions are a component of exchange transactions—between an employer and its employees—of salaries and benefits for employee services. Pensions are provided to an employee—on a deferred-payment basis—as part of the total compensation package offered by an employer for employee services each financial period.

The net pension liability represents the District’s proportionate share of each pension plan’s collective actuarial present value of projected benefit payments attributable to past periods of service, net of each pension plan’s fiduciary net position. The net pension liability calculation is dependent on critical long-term variables, including estimated average life expectancies, earnings on investments, cost of living adjustments and others. While these estimates use the best information available, unknowable future events require adjusting this estimate annually.

The Ohio Revised Code limits the District’s obligation for this liability to annually required payments. The District cannot control benefit terms or the manner in which pensions are financed; however, the District does receive the benefit of employees’ services in exchange for compensation including pension.

GASB 68 assumes the liability is solely the obligation of the employer, because (1) they benefit from employee services; and (2) State statute requires all funding to come from these employers. All contributions to date have come solely from these employers (which also includes costs paid in the form of withholdings from employees). State statute requires the pension plans to amortize unfunded liabilities within 30 years. If the amortization period exceeds 30 years, each pension plan’s board must propose corrective action to the State legislature. Any resulting legislative change to benefits or funding could significantly affect the net pension liability. Resulting adjustments to the net pension liability would be effective when the changes are legally enforceable.

Plan Description - School Employees Retirement System (SERS)

Plan Description - The District non-teaching employees participate in SERS, a cost-sharing multiple-employer defined benefit pension plan administered by SERS. SERS provides retirement, disability and survivor benefits, annual cost-of-living adjustments, and death benefits to plan members and beneficiaries. Authority to establish and amend benefits is provided by Ohio Revised Code Chapter 3309. SERS issues a publicly available, stand-alone financial report that includes financial statements, required supplementary information and detailed information about SERS’ fiduciary net position. That report can be obtained by visiting the SERS website at www.ohsers.org under Employers/Audit Resources.

**MILLER CITY-NEW CLEVELAND LOCAL SCHOOL DISTRICT
PUTNAM COUNTY, OHIO**

NOTES TO THE FINANCIAL STATEMENTS
FOR THE FISCAL YEAR ENDED JUNE 30, 2018

NOTE 9 - PENSION PLANS - (Continued)

Age and service requirements for retirement are as follows:

	Eligible to Retire on or before August 1, 2017 *	Eligible to Retire on or after August 1, 2017
Full benefits	Any age with 30 years of service credit	Age 67 with 10 years of service credit; or Age 57 with 30 years of service credit
Actuarially reduced benefits	Age 60 with 5 years of service credit Age 55 with 25 years of service credit	Age 62 with 10 years of service credit; or Age 60 with 25 years of service credit

* Members with 25 years of service credit as of August 1, 2017, will be included in this plan.

Annual retirement benefits are calculated based on final average salary multiplied by a percentage that varies based on year of service; 2.2 percent for the first thirty years of service and 2.5 percent for years of service credit over 30. Final average salary is the average of the highest three years of salary.

One year after an effective benefit date, a benefit recipient is entitled to a three percent cost-of-living adjustment (COLA). This same COLA is added each year to the base benefit amount on the anniversary date of the benefit.

Funding Policy - Plan members are required to contribute 10 percent of their annual covered salary and the District is required to contribute 14 percent of annual covered payroll. The contribution requirements of plan members and employers are established and may be amended by the SERS' Retirement Board up to statutory maximum amounts of 10 percent for plan members and 14 percent for employers. The Retirement Board, acting with the advice of the actuary, allocates the employer contribution rate among four of the System's funds (Pension Trust Fund, Death Benefit Fund, Medicare B Fund, and Health Care Fund). For the fiscal year ended June 30, 2018, the allocation to pension, death benefits, and Medicare B was 13.5 percent. The remaining 0.5 percent of the employer contribution rate was allocated to the Health Care Fund.

The District's contractually required contribution to SERS was \$76,107 for fiscal year 2018.

Plan Description - State Teachers Retirement System (STRS)

Plan Description - District licensed teachers participate in STRS Ohio, a cost-sharing multiple-employer public employee retirement system administered by STRS. STRS provides retirement and disability benefits to members and death and survivor benefits to beneficiaries. STRS issues a stand-alone financial report that includes financial statements, required supplementary information and detailed information about STRS' fiduciary net position. That report can be obtained by writing to STRS, 275 E. Broad St., Columbus, Ohio 43215-3771, by calling (888) 227-7877, or by visiting the STRS website at www.strsoh.org.

**MILLER CITY-NEW CLEVELAND LOCAL SCHOOL DISTRICT
PUTNAM COUNTY, OHIO**

**NOTES TO THE FINANCIAL STATEMENTS
FOR THE FISCAL YEAR ENDED JUNE 30, 2018**

NOTE 9 - PENSION PLANS - (Continued)

New members have a choice of three retirement plans; a Defined Benefit (DB) Plan, a Defined Contribution (DC) Plan and a Combined Plan. Benefits are established by Ohio Revised Code Chapter 3307. The DB Plan offers an annual retirement allowance based on final average salary multiplied by a percentage that varies based on years of service. Effective August 1, 2015, the calculation will be 2.2 percent of final average salary for the five highest years of earnings multiplied by all years of service. Effective July 1, 2017, the cost-of-living adjustment was reduced to zero. Members are eligible to retire at age 60 with five years of qualifying service credit, or age 55 with 26 years of service, or 31 years of service regardless of age. Eligibility changes will be phased in until August 1, 2026, when retirement eligibility for unreduced benefits will be five years of service credit and age 65, or 35 years of service credit and at least age 60.

The DC Plan allows members to place all their member contributions and 9.5 percent of the 14 percent employer contributions into an investment account. Investment allocation decisions are determined by the member. The remaining 4.5 percent of the 14 percent employer rate is allocated to the defined benefit unfunded liability. A member is eligible to receive a retirement benefit at age 50 and termination of employment. The member may elect to receive a lifetime monthly annuity or a lump sum withdrawal.

The Combined Plan offers features of both the DB Plan and the DC Plan. In the Combined Plan, 12% of the 14% member rate goes to the DC Plan and the remaining 2% is applied to the DB Plan. Member contributions to the DC Plan are allocated among investment choices by the member, and contributions to the DB Plan from the employer and the member are used to fund the defined benefit payment at a reduced level from the regular DB Plan. The defined benefit portion of the Combined Plan payment is payable to a member on or after age 60 with five years of service. The defined contribution portion of the account may be taken as a lump sum payment or converted to a lifetime monthly annuity after termination of employment at age 50 or later.

New members who choose the DC Plan or Combined Plan will have another opportunity to reselect a permanent plan during their fifth year of membership. Members may remain in the same plan or transfer to another STRS plan. The optional annuitization of a member's defined contribution account or the defined contribution portion of a member's Combined Plan account to a lifetime benefit results in STRS bearing the risk of investment gain or loss on the account. STRS has therefore included all three plan options as one defined benefit plan for GASB 68 reporting purposes.

A DB or Combined Plan member with five or more years of credited service who is determined to be disabled may qualify for a disability benefit. Eligible survivors of members who die before service retirement may qualify for monthly benefits. New members on or after July 1, 2013, must have at least ten years of qualifying service credit that apply for disability benefits. Members in the DC Plan who become disabled are entitled only to their account balance. If a member of the DC Plan dies before retirement benefits begin, the member's designated beneficiary is entitled to receive the member's account balance.

Funding Policy - Employer and member contribution rates are established by the State Teachers Retirement Board and limited by Chapter 3307 of the Ohio Revised Code. For fiscal year 2018, plan members were required to contribute 14 percent of their annual covered salary. The District was required to contribute 14 percent; the entire 14 percent was the portion used to fund pension obligations. The fiscal year 2018 contribution rates were equal to the statutory maximum rates.

The District's contractually required contribution to STRS was \$295,541 for fiscal year 2018.

**MILLER CITY-NEW CLEVELAND LOCAL SCHOOL DISTRICT
PUTNAM COUNTY, OHIO**

NOTES TO THE FINANCIAL STATEMENTS
FOR THE FISCAL YEAR ENDED JUNE 30, 2018

NOTE 9 - PENSION PLANS - (Continued)

Net Pension Liability

The net pension liability was measured as of June 30, 2017, and the total pension liability used to calculate the net pension liability was determined by an actuarial valuation as of that date. The District's proportion of the net pension liability was based on the District's share of contributions to the pension plan relative to the projected contributions of all participating entities. Following is information related to the proportionate share:

	<u>SERS</u>	<u>STRS</u>	<u>Total</u>
Proportion of the net pension liability prior measurement date	0.01646480%	0.01781185%	
Proportion of the net pension liability current measurement date	<u>0.01614850%</u>	<u>0.01783977%</u>	
Change in proportionate share	<u>-0.00031630%</u>	<u>0.00002792%</u>	
Proportionate share of the net pension liability	\$ 964,837	\$ 4,237,876	\$ 5,202,713

Actuarial Assumptions - SERS

SERS' total pension liability was determined by their actuaries in accordance with GASB Statement No. 67, as part of their annual actuarial valuation for each defined benefit retirement plan. Actuarial valuations of an ongoing plan involve estimates of the value of reported amounts (e.g., salaries, credited service) and assumptions about the probability of occurrence of events far into the future (e.g., mortality, disabilities, retirements, employment termination). Actuarially determined amounts are subject to continual review and potential modifications, as actual results are compared with past expectations and new estimates are made about the future.

Projections of benefits for financial reporting purposes are based on the substantive plan (the plan as understood by the employers and plan members) and include the types of benefits provided at the time of each valuation and the historical pattern of sharing benefit costs between the employers and plan members to that point. The projection of benefits for financial reporting purposes does not explicitly incorporate the potential effects of legal or contractual funding limitations.

Actuarial calculations reflect a long-term perspective. For a newly hired employee, actuarial calculations will take into account the employee's entire career with the employer and also take into consideration the benefits, if any, paid to the employee after termination of employment until the death of the employee and any applicable contingent annuitant. In many cases actuarial calculations reflect several decades of service with the employer and the payment of benefits after termination.

Key methods and assumptions used in calculating the total pension liability in the latest actuarial valuation, prepared as of June 30, 2017, are presented below:

**MILLER CITY-NEW CLEVELAND LOCAL SCHOOL DISTRICT
PUTNAM COUNTY, OHIO**

NOTES TO THE FINANCIAL STATEMENTS
FOR THE FISCAL YEAR ENDED JUNE 30, 2018

NOTE 9 - PENSION PLANS - (Continued)

Wage inflation	3.00 percent
Future salary increases, including inflation	3.50 percent to 18.20 percent
COLA or ad hoc COLA	2.50 percent
Investment rate of return	7.50 percent net of investments expense, including inflation
Actuarial cost method	Entry age normal (level percent of payroll)
Prior to 2017, an assumption of 3 percent was used for COLA or Ad Hoc COLA.	

For 2017, the mortality rates were based on the RP-2014 Blue Collar Mortality Table with fully generational projection and a five-year age set-back for both males and females. Mortality among service retired members, and beneficiaries were based upon the RP-2014 Blue Collar Mortality Table with fully generational projection with Scale BB, 120 percent of male rates, and 110 percent of female rates. Mortality among disable members were based upon the RP-2000 Disabled Mortality Table, 90 percent for male rates and 100 percent for female rates, set back five years is used for the period after disability retirement.

The most recent experience study was completed for the five-year period ended June 30, 2015.

The long-term return expectation for the Pension Plan Investments has been determined using a building-block approach and assumes a time horizon, as defined in SERS' *Statement of Investment Policy*. A forecasted rate of inflation serves as the baseline for the return expectation. Various real return premiums over the baseline inflation rate have been established for each asset class. The long-term expected nominal rate of return has been determined by calculating a weighted averaged of the expected real return premiums for each asset class, adding the projected inflation rate, and adding the expected return from rebalancing uncorrelated asset classes.

The target allocation and best estimates of arithmetic real rates of return for each major assets class are summarized in the following table:

<u>Asset Class</u>	<u>Target Allocation</u>	<u>Long Term Expected Real Rate of Return</u>
Cash	1.00 %	0.50 %
US Equity	22.50	4.75
International Equity	22.50	7.00
Fixed Income	19.00	1.50
Private Equity	10.00	8.00
Real Assets	15.00	5.00
Multi-Asset Strategies	<u>10.00</u>	3.00
Total	<u>100.00 %</u>	

**MILLER CITY-NEW CLEVELAND LOCAL SCHOOL DISTRICT
PUTNAM COUNTY, OHIO**

NOTES TO THE FINANCIAL STATEMENTS
FOR THE FISCAL YEAR ENDED JUNE 30, 2018

NOTE 9 - PENSION PLANS - (Continued)

Discount Rate - The total pension liability was calculated using the discount rate of 7.50 percent. The projection of cash flows used to determine the discount rate assumed the contributions from employers and from the members would be computed based on contribution requirements as stipulated by State statute. Projected inflows from investment earning were calculated using the long-term assumed investment rate of return (7.50 percent). Based on those assumptions, the plan's fiduciary net position was projected to be available to make all future benefit payments of current plan members. Therefore, the long-term expected rate of return on pension plan investments was applied to all periods of projected benefits to determine the total pension liability.

Sensitivity of the District's Proportionate Share of the Net Pension Liability to Changes in the Discount Rate - Net pension liability is sensitive to changes in the discount rate, and to illustrate the potential impact the following table presents the net pension liability calculated using the discount rate of 7.50 percent, as well as what each plan's net pension liability would be if it were calculated using a discount rate that is one percentage point lower (6.50 percent), or one percentage point higher (8.50 percent) than the current rate.

	1% Decrease (6.50%)	Current Discount Rate (7.50%)	1% Increase (8.50%)
District's proportionate share of the net pension liability	\$ 1,338,943	\$ 964,837	\$ 651,447

Actuarial Assumptions - STRS Ohio

Key methods and assumptions used in the latest actuarial valuation, reflecting experience study results used in the July 1, 2017, actuarial valuation, compared with July 1, 2016 are presented below:

	July 1, 2017	July 1, 2016
Inflation	2.50 percent	2.75 percent
Projected salary increases	12.50 percent at age 20 to 2.50 percent at age 65	12.25 percent at age 20 to 2.75 percent at age 70
Investment rate of return	7.45 percent, net of investment expenses, including inflation	7.75 percent, net of investment expenses, including inflation
Payroll increases	3 percent	3.5 percent
Cost-of-living adjustments (COLA)	0.0 percent, effective July 1, 2017	2 percent simple applied as follows: for members retiring before August 1, 2013, 2 percent per year; for members retiring August 1, 2013, or later, 2 percent COLA commences on fifth anniversary of retirement date.

**MILLER CITY-NEW CLEVELAND LOCAL SCHOOL DISTRICT
PUTNAM COUNTY, OHIO**

NOTES TO THE FINANCIAL STATEMENTS
FOR THE FISCAL YEAR ENDED JUNE 30, 2018

NOTE 9 - PENSION PLANS - (Continued)

For the July 1, 2017, actuarial valuation, post-retirement mortality rates for healthy retirees are based on the RP-2014 Annuitant Mortality Table with 50 percent of rates through age 69, 70 percent of rates between ages 70 and 79, 90 percent of rates between ages 80 and 84, and 100 percent of rates thereafter, projected forward generationally using mortality improvement scale MP-2016. Post-retirement disabled mortality rates are based on the RP-2014 Disabled Mortality Table with 90 percent of rates for males and 100 percent of rates for females, projected forward generationally using mortality improvement scale MP-2016. Pre-retirement mortality rates are based on RP-2014 Employee Mortality Table, projected forward generationally using mortality improvement scale MP-2016.

For the July 1, 2016 actuarial valuation, mortality rates were based on the RP-2000 Combined Mortality Table (Projection 2022—Scale AA) for Males and Females. Males' ages are set-back two years through age 89 and no set-back for age 90 and above. Females younger than age 80 are set back four years, one year set back from age 80 through 89, and no set back from age 90 and above.

Actuarial assumptions used in the July 1 2017, valuation are based on the results of an actuarial experience study for the period July 1, 2011 through June 30, 2016. Actuarial assumptions used in the June 30, 2016, valuation are based on the results of an actuarial experience study, effective July 1, 2012.

STRS Ohio's investment consultant develops an estimate range for the investment return assumption based on the target allocation adopted by the Retirement Board. The target allocation and long-term expected rate of return for each major asset class are summarized as follows:

Asset Class	Target Allocation	Long Term Expected Real Rate of Return *
Domestic Equity	28.00 %	7.35 %
International Equity	23.00	7.55
Alternatives	17.00	7.09
Fixed Income	21.00	3.00
Real Estate	10.00	6.00
Liquidity Reserves	1.00	2.25
Total	<u>100.00 %</u>	

*10-Year geometric nominal returns, which include the real rate of return and inflation of 2.25% and does not include investment expenses. Over a 30-year period, STRS; investment consultant indicates that the above target allocations should generate a return above the actuarial rate of return, without net value added by management.

**MILLER CITY-NEW CLEVELAND LOCAL SCHOOL DISTRICT
PUTNAM COUNTY, OHIO**

NOTES TO THE FINANCIAL STATEMENTS
FOR THE FISCAL YEAR ENDED JUNE 30, 2018

NOTE 9 - PENSION PLANS - (Continued)

Discount Rate - The discount rate used to measure the total pension liability was 7.45 percent as of June 30, 2017. The discount rate used to measure the total pension liability was 7.75 percent as of June 30, 2016. The projection of cash flows used to determine the discount rate assumes member and employer contributions will be made at the statutory contribution rates in accordance with rate increases described above. For this purpose, only employer contributions that are intended to fund benefits of current plan members and their beneficiaries are included. Projected employer contributions that are intended to fund the service costs of future plan members and their beneficiaries, as well as projected contributions from future plan members, are not included. Based on those assumptions, STRS' fiduciary net position was projected to be available to make all projected future benefit payments to current plan members as of June 30, 2017. Therefore, the long-term expected rate of return on pension plan investments of 7.45 percent was applied to all periods of projected benefit payment to determine the total pension liability as of June 30, 2017.

Sensitivity of the District's Proportionate Share of the Net Pension Liability to Changes in the Discount Rate - The following table presents the District's proportionate share of the net pension liability calculated using the current period discount rate assumption of 7.45 percent, as well as what the District's proportionate share of the net pension liability would be if it were calculated using a discount rate that is one-percentage-point lower (6.45 percent) or one-percentage-point higher (8.45 percent) than the current rate:

	1% Decrease (6.45%)	Current Discount Rate (7.45%)	1% Increase (8.45%)
District's proportionate share of the net pension liability	\$ 6,074,850	\$ 4,237,876	\$ 2,690,500

NOTE 10 - DEFINED BENEFIT OPEB PLANS

Net OPEB Liability

For fiscal year 2018, Governmental Accounting Standards Board (GASB) Statement No. 75, "Accounting and Financial Reporting for Postemployment Benefits Other Than Pensions" was effective. This GASB pronouncement had no effect on beginning net position as reported June 30, 2017, as the net OPEB liability is not reported in the accompanying financial statements. The net OPEB liability has been disclosed below.

OPEB is a component of exchange transactions—between an employer and its employees—of salaries and benefits for employee services. OPEB are provided to an employee—on a deferred-payment basis—as part of the total compensation package offered by an employer for employee services each financial period.

The net OPEB liability represents the District's proportionate share of each OPEB plan's collective actuarial present value of projected benefit payments attributable to past periods of service, net of each OPEB plan's fiduciary net position. The net OPEB liability calculation is dependent on critical long-term variables, including estimated average life expectancies, earnings on investments, cost of living adjustments and others. While these estimates use the best information available, unknowable future events require adjusting these estimates annually.

**MILLER CITY-NEW CLEVELAND LOCAL SCHOOL DISTRICT
PUTNAM COUNTY, OHIO**

NOTES TO THE FINANCIAL STATEMENTS
FOR THE FISCAL YEAR ENDED JUNE 30, 2018

NOTE 10 - DEFINED BENEFIT OPEB PLANS - (Continued)

The Ohio Revised Code limits the District's obligation for this liability to annually required payments. The District cannot control benefit terms or the manner in which OPEB are financed; however, the District does receive the benefit of employees' services in exchange for compensation including OPEB.

GASB 75 assumes the liability is solely the obligation of the employer, because they benefit from employee services. OPEB contributions come from these employers and health care plan enrollees which pay a portion of the health care costs in the form of a monthly premium. The Ohio Revised Code permits, but does not require the retirement systems to provide healthcare to eligible benefit recipients. Any change to benefits or funding could significantly affect the net OPEB liability. Resulting adjustments to the net OPEB liability would be effective when the changes are legally enforceable. The retirement systems may allocate a portion of the employer contributions to provide for these OPEB benefits.

Plan Description - School Employees Retirement System (SERS)

Health Care Plan Description - The District contributes to the SERS Health Care Fund, administered by SERS for non-certificated retirees and their beneficiaries. For GASB 75 purposes, this plan is considered a cost-sharing other postemployment benefit (OPEB) plan. SERS' Health Care Plan provides healthcare benefits to eligible individuals receiving retirement, disability, and survivor benefits, and to their eligible dependents. Members who retire after June 1, 1986, need 10 years of service credit, exclusive of most types of purchased credit, to qualify to participate in SERS' health care coverage. In addition to age and service retirees, disability benefit recipients and beneficiaries who are receiving monthly benefits due to the death of a member or retiree, are eligible for SERS' health care coverage. Most retirees and dependents choosing SERS' health care coverage are over the age of 65 and therefore enrolled in a fully insured Medicare Advantage plan; however, SERS maintains a traditional, self-insured preferred provider organization for its non-Medicare retiree population. For both groups, SERS offers a self-insured prescription drug program. Health care is a benefit that is permitted, not mandated, by statute. The financial report of the Plan is included in the SERS Comprehensive Annual Financial Report which can be obtained on SERS' website at www.ohsers.org under Employers/Audit Resources.

Access to health care for retirees and beneficiaries is permitted in accordance with Chapter 3309 of the Ohio Revised Code. The Health Care Fund was established and is administered in accordance with Internal Revenue Code Section 105(e). SERS' Retirement Board reserves the right to change or discontinue any health plan or program. Active employee members do not contribute to the Health Care Plan. The SERS Retirement Board established the rules for the premiums paid by the retirees for health care coverage for themselves and their dependents or for their surviving beneficiaries. Premiums vary depending on the plan selected, qualified years of service, Medicare eligibility, and retirement status.

**MILLER CITY-NEW CLEVELAND LOCAL SCHOOL DISTRICT
PUTNAM COUNTY, OHIO**

NOTES TO THE FINANCIAL STATEMENTS
FOR THE FISCAL YEAR ENDED JUNE 30, 2018

NOTE 10 - DEFINED BENEFIT OPEB PLANS - (Continued)

Funding Policy - State statute permits SERS to fund the health care benefits through employer contributions. Each year, after the allocation for statutorily required pensions and benefits, the Retirement Board may allocate the remainder of the employer contribution of 14 percent of covered payroll to the Health Care Fund in accordance with the funding policy. For fiscal year 2018, 0.5 percent of covered payroll was made to health care. An additional health care surcharge on employers is collected for employees earning less than an actuarially determined minimum compensation amount, pro-rated if less than a full year of service credit was earned. For fiscal year 2018, this amount was \$23,700. Statutes provide that no employer shall pay a health care surcharge greater than 2 percent of that employer's SERS-covered payroll; nor may SERS collect in aggregate more than 1.5 percent of the total statewide SERS-covered payroll for the health care surcharge. For fiscal year 2018, the District's surcharge obligation was \$8,334.

The surcharge added to the allocated portion of the 14 percent employer contribution rate is the total amount assigned to the Health Care Fund. The District's contractually required contribution to SERS was \$11,052 for fiscal year 2018.

Plan Description - State Teachers Retirement System (STRS)

Plan Description - The State Teachers Retirement System of Ohio (STRS) administers a cost-sharing Health Plan administered for eligible retirees who participated in the defined benefit or combined pension plans offered by STRS. Ohio law authorizes STRS to offer this plan. Benefits include hospitalization, physicians' fees, prescription drugs and partial reimbursement of monthly Medicare Part B premiums. Medicare Part B premium reimbursements will be discontinued effective January 1, 2020. The Plan is included in the report of STRS which can be obtained by visiting www.strsoh.org or by calling (888) 227-7877.

Funding Policy - Ohio Revised Code Chapter 3307 authorizes STRS to offer the Plan and gives the Retirement Board discretionary authority over how much, if any, of the health care costs will be absorbed by STRS. Active employee members do not contribute to the Health Care Plan. Nearly all health care plan enrollees, for the most recent year, pay a portion of the health care costs in the form of a monthly premium. Under Ohio law, funding for post-employment health care may be deducted from employer contributions, currently 14 percent of covered payroll. For the fiscal year ended June 30, 2018, STRS did not allocate any employer contributions to post-employment health care.

Net OPEB Liability

The net OPEB liability was measured as of June 30, 2017, and the total OPEB liability used to calculate the net OPEB liability was determined by an actuarial valuation as of that date. The District's proportion of the net OPEB liability was based on the District's share of contributions to the respective retirement systems relative to the contributions of all participating entities. Following is information related to the proportionate share:

**MILLER CITY-NEW CLEVELAND LOCAL SCHOOL DISTRICT
PUTNAM COUNTY, OHIO**

NOTES TO THE FINANCIAL STATEMENTS
FOR THE FISCAL YEAR ENDED JUNE 30, 2018

NOTE 10 - DEFINED BENEFIT OPEB PLANS - (Continued)

	SERS	STRS	Total
Proportion of the net OPEB liability prior measurement date	0.01627140%	0.01783977%	
Proportion of the net OPEB liability current measurement date	<u>0.01627140%</u>	<u>0.01783977%</u>	
Change in proportionate share	<u>0.00000000%</u>	<u>0.00000000%</u>	
Proportionate share of the net OPEB liability	\$ 436,682	\$ 696,042	\$ 1,132,724

Actuarial Assumptions - SERS

The total OPEB liability is determined by SERS' actuaries in accordance with GASB Statement No. 74, as part of their annual actuarial valuation for each retirement plan. Actuarial valuations of an ongoing plan involve estimates of the value of reported amounts (e.g., salaries, credited service) and assumptions about the probability of occurrence of events far into the future (e.g., mortality, disabilities, retirements, employment terminations). Actuarially determined amounts are subject to continual review and potential modifications, as actual results are compared with past expectations and new estimates are made about the future.

Projections of benefits for financial reporting purposes are based on the substantive plan (the plan as understood by the employers and plan members) and include the types of benefits provided at the time of each valuation and the historical pattern of sharing benefit costs between the employers and plan members to that point. The projection of benefits for financial reporting purposes does not explicitly incorporate the potential effects of legal or contractual funding limitations.

Actuarial calculations reflect a long-term perspective. For a newly hired employee, actuarial calculations will take into account the employee's entire career with the employer and also take into consideration the benefits, if any, paid to the employee after termination of employment until the death of the employee and any applicable contingent annuitant. In many cases, actuarial calculations reflect several decades of service with the employer and the payment of benefits after termination.

Key methods and assumptions used in calculating the total OPEB liability in the latest actuarial valuation date of June 30, 2017, are presented below:

**MILLER CITY-NEW CLEVELAND LOCAL SCHOOL DISTRICT
PUTNAM COUNTY, OHIO**

NOTES TO THE FINANCIAL STATEMENTS
FOR THE FISCAL YEAR ENDED JUNE 30, 2018

NOTE 10 - DEFINED BENEFIT OPEB PLANS - (Continued)

Wage inflation	3.00 percent
Future salary increases, including inflation	3.50 percent to 18.20 percent
Investment rate of return	7.50 percent net of investments expense, including inflation
Municipal bond index rate:	
Measurement date	3.56 percent
Prior measurement date	2.92 percent
Single equivalent interest rate, net of plan investment expense, including price inflation:	
Measurement date	3.63 percent
Prior measurement date	2.98 percent
Medical trend assumption:	
Medicare	5.50 to 5.00 percent
Pre-Medicare	7.50 to 5.00 percent

Mortality rates were based on the RP-2014 Blue Collar Mortality Table with fully generational projection and Scale BB, 120 percent of male rates and 110 percent of female rates. RP-2000 Disabled Mortality Table with 90 percent for male rates and 100 percent for female rates set back five years.

The most recent experience study was completed for the five-year period ended June 30, 2015.

The long-term expected rate of return on plan assets is reviewed as part of the actuarial five-year experience study. The most recent study covers fiscal years 2010 through 2015, and was adopted by the Board on April 21, 2016. Several factors are considered in evaluating the long-term rate of return assumption including long-term historical data, estimates inherent in current market data, and a log-normal distribution analysis in which best-estimate ranges of expected future real rates of return were developed by the investment consultant for each major asset class. These ranges were combined to produce the long-term expected rate of return, 7.50 percent, by weighting the expected future real rates of return by the target asset allocation percentage and then adding expected inflation. The capital market assumptions developed by the investment consultant are intended for use over a 10-year horizon and may not be useful in setting the long-term rate of return for funding pension plans which covers a longer timeframe. The assumption is intended to be a long-term assumption and is not expected to change absent a significant change in the asset allocation, a change in the inflation assumption, or a fundamental change in the market that alters expected returns in future years.

The target asset allocation and best estimates of arithmetic real rates of return for each major asset class, as used in the June 30, 2015 five-year experience study, are summarized as follows:

**MILLER CITY-NEW CLEVELAND LOCAL SCHOOL DISTRICT
PUTNAM COUNTY, OHIO**

NOTES TO THE FINANCIAL STATEMENTS
FOR THE FISCAL YEAR ENDED JUNE 30, 2018

NOTE 10 - DEFINED BENEFIT OPEB PLANS - (Continued)

<u>Asset Class</u>	<u>Target Allocation</u>	<u>Long-Term Expected Real Rate of Return</u>
Cash	1.00 %	0.50 %
US Stocks	22.50	4.75
Non-US Stocks	22.50	7.00
Fixed Income	19.00	1.50
Private Equity	10.00	8.00
Real Assets	15.00	5.00
Multi-Asset Strategies	<u>10.00</u>	3.00
Total	<u>100.00 %</u>	

Discount Rate - The discount rate used to measure the total OPEB liability at June 30, 2017 was 3.63 percent. The discount rate used to measure total OPEB liability prior to June 30, 2017 was 2.98 percent. The projection of cash flows used to determine the discount rate assumed that contributions will be made from members and the System at the State statute contribution rate of 2.00 percent of projected covered employee payroll each year, which includes a 1.50 percent payroll surcharge and 0.50 percent of contributions from the basic benefits plan. Based on these assumptions, the OPEB plan's fiduciary net position was projected to become insufficient to make future benefit payments during the fiscal year ending June 30, 2025. Therefore, the long-term expected rate of return on OPEB plan assets was used to present value the projected benefit payments through the fiscal year ending June 30, 2024 and the Fidelity General Obligation 20-year Municipal Bond Index rate of 3.56 percent, as of June 30, 2017 (i.e. municipal bond rate), was used to present value the projected benefit payments for the remaining years in the projection. The total present value of projected benefit payments from all years was then used to determine the single rate of return that was used as the discount rate. The projection of future benefit payments for all current plan members was until the benefit payments ran out.

Sensitivity of the District's Proportionate Share of the Net OPEB Liability to Changes in the Discount Rate and Changes in the Health Care Cost Trend Rates - The net OPEB liability is sensitive to changes in the discount rate and the health care cost trend rate. The following table presents the net OPEB liability of SERS, what SERS' net OPEB liability would be if it were calculated using a discount rate that is 1 percentage point lower (2.63%) and higher (4.63%) than the current discount rate (3.63%). Also shown is what SERS' net OPEB liability would be based on health care cost trend rates that are 1 percentage point lower (6.5% decreasing to 4.0%) and higher (8.5% decreasing to 6.0%) than the current rate.

	<u>1% Decrease (2.63%)</u>	<u>Current Discount Rate (3.63%)</u>	<u>1% Increase (4.63%)</u>
District's proportionate share of the net OPEB liability	\$ 527,349	\$ 436,682	\$ 364,850

**MILLER CITY-NEW CLEVELAND LOCAL SCHOOL DISTRICT
PUTNAM COUNTY, OHIO**

NOTES TO THE FINANCIAL STATEMENTS
FOR THE FISCAL YEAR ENDED JUNE 30, 2018

NOTE 10 - DEFINED BENEFIT OPEB PLANS - (Continued)

	1% Decrease (6.5 % decreasing to 4.0 %)	Current Trend Rate (7.5 % decreasing to 5.0 %)	1% Increase (8.5 % decreasing to 6.0 %)
District's proportionate share of the net OPEB liability	\$ 354,334	\$ 436,682	\$ 545,670
<i>Actuarial Assumptions - STRS</i>			

Key methods and assumptions used in the latest actuarial valuation, reflecting experience study results used in the June 30, 2017, actuarial valuation are presented below:

Inflation	2.50 percent
Projected salary increases	12.50 percent at age 20 to 2.50 percent at age 65
Investment rate of return	7.45 percent, net of investment expenses, including inflation
Payroll increases	3 percent
Cost-of-living adjustments (COLA)	0.0 percent, effective July 1, 2017
Blended discount rate of return	4.13 percent
Health care cost trends	6 to 11 percent initial, 4.5 percent ultimate

Projections of benefits include the historical pattern of sharing benefit costs between the employers and retired plan members.

For healthy retirees the mortality rates are based on the RP-2014 Annuitant Mortality Table with 50 percent of rates through age 69, 70 percent of rates between ages 70 and 79, 90 percent of rates between ages 80 and 84, and 100 percent of rates thereafter, projected forward generationally using mortality improvement scale MP-2016. For disabled retirees, mortality rates are based on the RP-2014 Disabled Mortality Table with 90 percent of rates for males and 100 percent of rates for females, projected forward generationally using mortality improvement scale MP-2016.

Actuarial assumptions used in the June 30, 2017, valuation are based on the results of an actuarial experience study for the period July 1, 2011 through June 30, 2016.

Since the prior measurement date, the discount rate was increased from 3.26 percent to 4.13 percent based on the methodology defined under GASB *Statement No. 74, Financial Reporting for Postemployment Benefit Plans Other Than Pension Plans (OPEB)* and the long term expected rate of return was reduced from 7.75 percent to 7.45 percent. Valuation year per capita health care costs were updated, and the salary scale was modified. The percentage of future retirees electing each option was updated based on current data and the percentage of future disabled retirees and terminated vested participants electing health coverage were decreased. The assumed mortality, disability, retirement, withdrawal and future health care cost trend rates were modified along with the portion of rebated prescription drug costs.

**MILLER CITY-NEW CLEVELAND LOCAL SCHOOL DISTRICT
PUTNAM COUNTY, OHIO**

NOTES TO THE FINANCIAL STATEMENTS
FOR THE FISCAL YEAR ENDED JUNE 30, 2018

NOTE 10 - DEFINED BENEFIT OPEB PLANS - (Continued)

Also, since the prior measurement date, the subsidy multiplier for non-Medicare benefit recipients was reduced from 2.1 percent to 1.9 percent per year of service. Medicare Part B premium reimbursements were discontinued for certain survivors and beneficiaries and all remaining Medicare Part B premium reimbursements will be discontinued beginning January 2019. Subsequent to the current measurement date, the date for discontinuing remaining Medicare Part B premium reimbursements was extended to January 2020.

STRS' investment consultant develops an estimate range for the investment return assumption based on the target allocation adopted by the Retirement Board. The target allocation and long-term expected rate of return for each major asset class are summarized as follows:

<u>Asset Class</u>	<u>Target Allocation</u>	<u>Long-Term Expected Rate of Return *</u>
Domestic Equity	28.00 %	7.35 %
International Equity	23.00	7.55
Alternatives	17.00	7.09
Fixed Income	21.00	3.00
Real Estate	10.00	6.00
Liquidity Reserves	1.00	2.25
Total	<u>100.00 %</u>	

* 10 year annualized geometric nominal returns, which include the real rate of return and inflation of 2.25 percent and does not include investment expenses. Over a 30-year period, STRS' investment consultant indicates that the above target allocations should generate a return above the actual rate of return, without net value added by management.

**MILLER CITY-NEW CLEVELAND LOCAL SCHOOL DISTRICT
PUTNAM COUNTY, OHIO**

NOTES TO THE FINANCIAL STATEMENTS
FOR THE FISCAL YEAR ENDED JUNE 30, 2018

NOTE 10 - DEFINED BENEFIT OPEB PLANS - (Continued)

Discount Rate - The discount rate used to measure the total OPEB liability was 4.13 percent as of June 30, 2017. The projection of cash flows used to determine the discount rate assumes STRS continues to allocate no employer contributions to the health care fund. Based on these assumptions, the OPEB plan's fiduciary net position was not projected to be sufficient to make all projected future benefit payments of current plan members. The OPEB plan's fiduciary net position was projected to become insufficient to make future benefit payments during the fiscal year ending June 30, 2037. Therefore, the long-term expected rate of return on OPEB plan assets was used to determine the present value of the projected benefit payments through the fiscal year ending June 30, 2036 and the Bond Buyer 20-year municipal bond rate of 3.58 percent as of June 30, 2017 (i.e. municipal bond rate), was used to determine the present value of the projected benefit payments for the remaining years in the projection. The total present value of projected benefit payments from all years was then used to determine the single rate of return that was used as the discount rate. The blended discount rate of 4.13 percent, which represents the long-term expected rate of return of 7.45 percent for the funded benefit payments and the Bond Buyer 20-year municipal bond rate of 3.58 percent for the unfunded benefit payments, was used to measure the total OPEB liability as of June 30, 2017. A blended discount rate of 3.26 percent which represents the long term expected rate of return of 7.75 percent for the funded benefit payments and the Bond Buyer 20-year municipal bond rate of 2.85 percent for the unfunded benefit payments was used to measure the total OPEB liability at June 30, 2016.

Sensitivity of the District's Proportionate Share of the Net OPEB Liability to Changes in the Discount and Health Care Cost Trend Rate - The following table represents the net OPEB liability as of June 30, 2017, calculated using the current period discount rate assumption of 4.13 percent, as well as what the net OPEB liability would be if it were calculated using a discount rate that is one percentage point lower (3.13 percent) or one percentage point higher (5.13 percent) than the current assumption. Also shown is the net OPEB liability as if it were calculated using health care cost trend rates that are one percentage point lower or one percentage point higher than the current health care cost trend rates.

	<u>1% Decrease</u> (3.13%)	<u>Current</u> <u>Discount Rate</u> (4.13%)	<u>1% Increase</u> (5.13%)
District's proportionate share of the net OPEB liability	\$ 934,425	\$ 696,042	\$ 507,641

	<u>1% Decrease</u>	<u>Current</u> <u>Trend Rate</u>	<u>1% Increase</u>
District's proportionate share of the net OPEB liability	\$ 483,580	\$ 696,042	\$ 975,667

**MILLER CITY-NEW CLEVELAND LOCAL SCHOOL DISTRICT
PUTNAM COUNTY, OHIO**

NOTES TO THE FINANCIAL STATEMENTS
FOR THE FISCAL YEAR ENDED JUNE 30, 2018

NOTE 11 - OTHER EMPLOYEE BENEFITS

The Board of Education has approved an early retirement incentive (ERI) program for certified employees. The Board will purchase, from STRS, an additional one year of service credit for those employees who elect to participate in the plan. Participation was open to employees who were at least fifty years old, qualified for retirement with the year purchased by the Board, and were employed by the Board prior to June 30, 2001. This program will expire June 30, 2034. The Board did not limit the number of employees participating in the plan in any one year. In addition, employees who elected to participate in the plan will receive a lump sum payment for their unused sick leave, to the extent allowed by the current labor agreement.

NOTE 12 - DEBT

Debt outstanding at June 30, 2018 was as follows:

<u>Description</u>	<u>Balance</u>			<u>Balance</u>	<u>Amount Due</u>
	<u>06/30/17</u>	<u>Proceeds</u>	<u>Retirements</u>	<u>06/30/18</u>	<u>in One Year</u>
2010 School Facilities Construction and Improvement Bonds Advance Refunding	\$375,000	\$ -	\$ (65,000)	\$ 310,000	\$ 65,000
OSFC Lease Purchase	<u>351,000</u>	<u>-</u>	<u>(16,000)</u>	<u>335,000</u>	<u>17,000</u>
Total Debt Obligations	<u>\$726,000</u>	<u>\$ -</u>	<u>\$ (81,000)</u>	<u>\$ 645,000</u>	<u>\$ 82,000</u>

During the 2000 fiscal year, the District issued general obligation bonds to provide funds for the construction of facilities. These bonds are a general obligation of the District, for which the full faith and credit of the District is pledged for repayment. Under the basis of accounting used by the District, unmatured obligations of the District are not recorded as liabilities on the financial statements. Payments of principal and interest relating to these bonds are recorded as an expenditure in the debt service fund. The source of payment is derived from a current 6.53 (average) mil bonded debt tax levy.

These general obligation bonds represent the amount of the construction project that the District itself was required to finance, in accordance with the terms of a facilities grant from the Ohio School Facilities Commission (OSFC). The total estimated cost of the building project was \$12,474,606, of which OSFC paid \$10,603,119.

In conjunction with the 6.53 mills which support the bond issue, the District also passed in fiscal year 2000 a 0.5 mill levy to ultimately fund the maintenance costs of the new facility. Tax revenue from this levy has been reported in the special revenue funds.

Series 2010 advance refunding general obligation bonds

On July 27, 2010, the District issued \$773,739 in School Facilities Construction and Improvement Bonds to advance refund the current interest Series 2000-B General Obligation Bonds. The refunded debt is considered defeased (in-substance).

**MILLER CITY-NEW CLEVELAND LOCAL SCHOOL DISTRICT
PUTNAM COUNTY, OHIO**

**NOTES TO THE FINANCIAL STATEMENTS
FOR THE FISCAL YEAR ENDED JUNE 30, 2018**

NOTE 12 - DEBT - (Continued)

On July 27, 2010, the District issued \$773,739 in School Facilities Construction and Improvement Advance Refunding Bonds. Of the \$773,739 bonds issued, \$455,000 are serial bonds with interest rates ranging from 1% to 3% and a final maturity December 1, 2017, \$310,000 are term bonds with an interest rate of 3.25% maturing December 1, 2022, and \$8,739 are capital appreciation bonds with a maturity value of \$70,000 on December 1, 2016. The bonds were used to refund the 2000 School Improvement Bonds. The net proceeds of \$796,844 (after payment of \$34,235 in underwriting fees, insurance and other issuance costs) were used to purchase U.S. government securities. Those securities were deposited in an irrevocable trust with an escrow agent to provide for all future debt service payments on the 2000 Series bonds. As a result, a portion of the 2000 Series bonds is considered defeased and have been removed from the above schedule. The District completed the advance refunding to reduce its total debt service payments by \$309,391 and to obtain an economic gain (difference between the present value of the old and new debt service payments) of \$85,527.

The following is a summary of the District's future annual debt service requirements to maturity for the advance refunding bonds:

Fiscal Year Ending June 30,	Current Interest		
	<u>General Obligation Bonds</u>		
	<u>Principal</u>	<u>Interest</u>	<u>Total</u>
2019	\$ 65,000	\$ 11,100	\$ 76,100
2020	65,000	8,500	73,500
2021	60,000	6,000	66,000
2022	60,000	3,600	63,600
2023	<u>60,000</u>	<u>1,200</u>	<u>61,200</u>
Total	<u>\$ 310,000</u>	<u>\$ 30,400</u>	<u>\$ 340,400</u>

NOTE 13 - LEASE PURCHASE AGREEMENTS

Columbus Regional Airport Authority Lease - OSBA

On February 27, 2003, the District entered into a \$510,000 lease-purchase agreement with the Columbus Regional Airport Authority to provide additional funds to the construction budget approved by the Ohio School Facilities Commission to fund the construction of a new K-12 facility. During fiscal year 2018, the District made principal payments of \$16,000 and interest/fees payments of \$18,266 on the lease-purchase agreement.

**MILLER CITY-NEW CLEVELAND LOCAL SCHOOL DISTRICT
PUTNAM COUNTY, OHIO**

NOTES TO THE FINANCIAL STATEMENTS
FOR THE FISCAL YEAR ENDED JUNE 30, 2018

NOTE 13 - LEASE PURCHASE AGREEMENTS (Continued)

The following is a schedule of the future lease payments required under the lease-purchase agreement as of June 30, 2018.

Fiscal Year Ending June 30,	<u>Principal</u>	<u>Interest</u>	<u>Total</u>
2019	\$ 17,000	\$ 17,428	\$ 34,428
2020	18,000	16,535	34,535
2021	18,000	15,606	33,606
2022	19,000	14,640	33,640
2023	20,000	13,611	33,611
2024 - 2028	121,000	49,858	170,858
2029 - 2032	<u>122,000</u>	<u>13,637</u>	<u>135,637</u>
Total	<u>\$ 335,000</u>	<u>\$141,315</u>	<u>\$ 476,315</u>

NOTE 14 - SET-ASIDES

The District is required by State law to annually set-aside certain general fund revenue amounts, as defined by statutory formula, for the acquisition and construction of capital improvements. Amounts not spent by the end of the fiscal year or offset by similarly restricted resources received during the year must be held in cash at fiscal year-end. This amount must be carried forward to be used for the same purpose in future years. Expenditures exceeding the set-aside requirement may not be carried forward to the next fiscal year.

The following cash-basis information describes the change in the fiscal year-end set-aside amount for capital improvements. Disclosure of this information is required by State statute.

	<u>Capital Improvements</u>
Set-aside balance June 30, 2017	\$ -
Current year set-aside requirement	86,166
Current year qualifying expenditures	(60,000)
Current year offsets	(32,300)
Total	<u>\$ (6,134)</u>
Balance carried forward to fiscal year 2019	<u>\$ -</u>
Set-aside balance June 30, 2018	<u>\$ -</u>

**MILLER CITY-NEW CLEVELAND LOCAL SCHOOL DISTRICT
PUTNAM COUNTY, OHIO**

NOTES TO THE FINANCIAL STATEMENTS
FOR THE FISCAL YEAR ENDED JUNE 30, 2018

NOTE 15 - CONTINGENT LIABILITIES

A. Grants

The District received financial assistance from federal and State agencies in the form of grants. The expenditure of funds received under these programs generally requires compliance with terms and conditions specified in the grant agreements and are subject to audit by the grantor agencies. Any disallowed claims resulting from such audits could become a liability of the general fund or other applicable funds. However, in the opinion of management, any such disallowed claims will not have a material adverse effect on the overall financial position of the District at June 30, 2018.

B. Litigation

There are currently no matters in litigation with the District as defendant.

C. Foundation Funding

District Foundation funding is based on the annualized full-time equivalent (FTE) enrollment of each student. Effective for the 2017-2018 school year, traditional Districts must comply with minimum hours of instruction, instead of a minimum number of school days each year. The funding formula the Ohio Department of Education (ODE) is legislatively required to follow will continue to adjust as enrollment information is updated by the District, which can extend past the fiscal year-end. As of the date of this report, ODE adjustments for fiscal year 2018 have been finalized and resulted in a receivable to the District totaling \$412. This amount was not reported on the financial statements.

NOTE 16 - SUBSEQUENT EVENTS

The United States and the State of Ohio declared a state of emergency in March 2020 due to the COVID-19 pandemic. The financial impact of COVID-19 and the ensuing emergency measures will impact subsequent periods of the District. The investments of the pension and other employee benefit plans in which the District participates have incurred a significant decline in fair value, consistent with the general decline in financial markets. However, because the values of individual investments fluctuate with market conditions, and due to market volatility, the amount of losses that will be recognized in subsequent periods, if any, cannot be determined. In addition, the impact on the District's future operating costs, revenues, and any recovery from emergency funding, either federal or state, cannot be determined.



One Government Center, Suite 1420
Toledo, Ohio 43604-2246
(419) 245-2811 or (800) 443-9276
NorthwestRegion@ohioauditor.gov

**INDEPENDENT AUDITOR’S REPORT ON INTERNAL CONTROL OVER
FINANCIAL REPORTING AND ON COMPLIANCE AND OTHER MATTERS
REQUIRED BY GOVERNMENT AUDITING STANDARDS**

Miller City - New Cleveland Local School District
Putnam County
200 North Main Street
P.O. Box 38
Miller City, Ohio 45864-0038

To the Board of Education:

We have audited, in accordance with auditing standards generally accepted in the United States and the Comptroller General of the United States’ *Government Auditing Standards*, the cash-basis financial statements of the governmental activities, the major fund, and the aggregate remaining fund information of Miller City - New Cleveland Local School District, Putnam County, Ohio (the District) as of and for the years ended June 30, 2019 and 2018, and the related notes to the financial statements, which collectively comprise the District’s basic financial statements and have issued our report thereon dated April 14, 2020, wherein we noted the District uses a special purpose framework other than generally accepted accounting principles. We also noted a subsequent event concerning the financial impact of COVID-19 and the ensuing emergency measures.

Internal Control Over Financial Reporting

As part of our financial statement audit, we considered the District’s internal control over financial reporting (internal control) to determine the audit procedures appropriate in the circumstances to the extent necessary to support our opinions on the financial statements, but not to the extent necessary to opine on the effectiveness of the District’s internal control. Accordingly, we have not opined on it.

A *deficiency in internal control* exists when the design or operation of a control does not allow management or employees, when performing their assigned functions, to prevent, or detect and timely correct misstatements. A *material weakness* is a deficiency, or combination of internal control deficiencies resulting in a reasonable possibility that internal control will not prevent or detect and timely correct a material misstatement of the District’s financial statements. A *significant deficiency* is a deficiency, or a combination of deficiencies, in internal control that is less severe than a material weakness, yet important enough to merit attention by those charged with governance.

Our consideration of internal control was for the limited purpose described in the first paragraph of this section and was not designed to identify all internal control deficiencies that might be material weaknesses or significant deficiencies. Therefore, unidentified material weaknesses or significant deficiencies may exist. We did identify a certain deficiency in internal control, described in the accompanying schedule of findings that we consider a material weakness. We consider finding 2019-002 to be a material weakness.

Compliance and Other Matters

As part of reasonably assuring whether the District's financial statements are free of material misstatement, we tested its compliance with certain provisions of laws, regulations, contracts, and grant agreements, noncompliance with which could directly and materially affect the determination of financial statement amounts. However, opining on compliance with those provisions was not an objective of our audit and accordingly, we do not express an opinion. The results of our tests disclosed an instance of noncompliance or other matters we must report under *Government Auditing Standards* which is described in the accompanying schedule of findings as item 2019-001.

District's Response to Findings

The District's response to the findings identified in our audit is described in the accompanying schedule of findings. We did not subject the District's response to the auditing procedures applied in the audit of the financial statements and, accordingly, we express no opinion on it.

Purpose of this Report

This report only describes the scope of our internal control and compliance testing and our testing results, and does not opine on the effectiveness of the District's internal control or on compliance. This report is an integral part of an audit performed under *Government Auditing Standards* in considering the District's internal control and compliance. Accordingly, this report is not suitable for any other purpose.



Keith Faber
Auditor of State

Columbus, Ohio

April 14, 2020

MILLER CITY – NEW CLEVELAND LOCAL SCHOOL DISTRICT
PUTNAM COUNTY

SCHEDULE OF FINDINGS
JUNE 30, 2019 AND 2018

FINDINGS RELATED TO THE FINANCIAL STATEMENTS
REQUIRED TO BE REPORTED IN ACCORDANCE WITH GAGAS

FINDING NUMBER 2019-001

Noncompliance

Ohio Rev. Code § 117.38(A) provides that each public office “shall file a financial report for each fiscal year. The Auditor of State may prescribe forms by rule or may issue guidelines, or both, for such reports. If the Auditor of State has not prescribed a rule regarding the form for the report, the public office shall submit its report on the form utilized by the public office.”

Ohio Admin. Code § 117-2-03(B), which further clarifies the requirements of Ohio Rev. Code § 117.38, requires the District to file annual financial reports which are prepared using generally accepted accounting principles (GAAP).

As a cost savings measure, the District prepared financial statements that, although formatted similar to financial statements prescribed by Governmental Accounting Standards Board Statement No. 34, report on the basis of cash receipts and cash disbursements, rather than GAAP. The accompanying financial statements and notes omit certain assets, liabilities, deferred inflows/outflows of resources, fund equities/net position, and disclosures that, while presumably material, cannot be determined at this time.

Pursuant to Ohio Rev. Code § 117.38 the District may be fined and subject to various other administrative remedies for its failure to file the required financial report. Failure to report on a GAAP basis compromises the District’s ability to evaluate and monitor the overall financial condition of the District. To help provide the users with more meaningful financial statements, the District should prepare its annual financial statements according to generally accepted accounting principles.

Officials’ Response:

The Board of Education and management of the District are knowledgeable concerning the required reporting format (GASB 34/GAAP) and the similarities and differences from the required reporting format and the method currently incorporated by the District, the other comprehensive basis of accounting and determined reporting on the OCBOA format to be the more fiscally responsible format at this time.

FINDING NUMBER 2019-002

Material Weakness – Financial Reporting

In our audit engagement letter, as required by AU-C Section 210, Terms of Engagement, paragraph .06, management acknowledged its responsibility for the preparation and fair presentation of their financial statements; this responsibility includes designing, implementing and maintaining internal control relevant to preparing and fairly presenting financial statements free from material misstatement, whether due to fraud or error as discussed in AU-C Section 210 paragraphs .A14 & .A16.

An error was noted in the 2018 financial statement due to a compiler adjustment in the amount of \$410,383 for the elimination of intrafund transfers not being made to the Statement of Cash Receipts, Cash Disbursements, and Changes in Fund Balance Budget and Actual – Budget Basis (Cash Basis) - General Fund.

This error was the result of inadequate policies and procedures in reviewing the financial statements. Failure to complete accurate financial statements could lead to the Board making misinformed decisions. The accompanying financial statements and notes to the financial statements have been adjusted to correct this error.

Additional errors were noted in smaller relative amounts for additional reasons.

To help ensure the District's financial statements and notes to the financial statements are complete and accurate, the District should adopt policies and procedures, including a final review of the financial statements and notes to the financial statements by the Treasurer and Board of Education, to identify and correct errors and omissions.

Officials' Response:

We did not receive a response from Officials to this finding.

Miller City - New Cleveland Local School District

Kerry Johnson
 Superintendent / H.S.
 Principal
 Phone: (419) 876-3173
 Fax: (419) 876-2020
 Johnson_k@mcncschools.org



P.O. Box 38 • Miller City, OH 45864

Dusty Pester
 Elementary / M.S.
 Principal
 Phone: (419) 876-3174
 Fax: (419) 876-2020
 Pester_d@mcncschools.org

SUMMARY SCHEDULE OF PRIOR AUDIT FINDINGS JUNE 30, 2019 AND 2018

Finding Number	Finding Summary	Status	Additional Information
2017-001	Finding was first reported during the audit of the 2004 financial statements. Ohio Rev. Code § 117.38(A) and Ohio Admin. Code § 117-2-03(B) for reporting on a basis other than generally accepted accounting principles.	Not corrected and repeated in this report as Finding 2019-001.	District Board of Education personnel considered the cost-benefit of the different reporting formats and determined the current reporting format to be the more fiscally responsible format at this time.
2017-002	Ohio Rev. Code § 5705.10(l) for deficit fund balances.	Fully corrected.	
2017-003	Material weakness due to errors in financial statement presentation.	Not corrected and repeated in this report as Finding 2019-002.	District made improvements in the posting of financial statements and accounting records throughout the audit period and will continue to make improvements. Board of Education will perform detailed reviews of financial information to ensure monies are properly posted.

Michael Siebeneck, Treasurer
 124 Putnam Parkway, Ottawa OH 45875
 Phone: (419) 523-5951; Fax: (419) 523-6126
 Ml_treas@noacsc.org

This page intentionally left blank.

OHIO AUDITOR OF STATE KEITH FABER



**MILLER CITY-NEW CLEVELAND LOCAL SCHOOL DISTRICT
PUTNAM COUNTY**

CLERK'S CERTIFICATION

This is a true and correct copy of the report which is required to be filed in the Office of the Auditor of State pursuant to Section 117.26, Revised Code, and which is filed in Columbus, Ohio.

Susan Babbitt

CLERK OF THE BUREAU

**CERTIFIED
APRIL 30, 2020**