

PIKE METROPOLITAN HOUSING AUTHORITY

Pike County, Ohio

Financial Statements

For the Year Ended December 31, 2019

OHIO AUDITOR OF STATE
KEITH FABER



88 East Broad Street
Columbus, Ohio 43215
IPAReport@ohioauditor.gov
(800) 282-0370

Board of Commissioners
Pike Metropolitan Housing Authority
2626 Shyville Road
Piketon, Ohio 45661

We have reviewed the *Independent Auditor's Report* of the Pike Metropolitan Housing Authority, Pike County, prepared by Whited, Seigneur, Sams & Rahe CPAs, LLP, for the audit period January 1, 2019 through December 31, 2019. Based upon this review, we have accepted these reports in lieu of the audit required by Section 117.11, Revised Code. The Auditor of State did not audit the accompanying financial statements and, accordingly, we are unable to express, and do not express an opinion on them.

Our review was made in reference to the applicable sections of legislative criteria, as reflected by the Ohio Constitution, and the Revised Code, policies, procedures and guidelines of the Auditor of State, regulations and grant requirements. The Pike Metropolitan Housing Authority is responsible for compliance with these laws and regulations.

A handwritten signature in black ink that reads "Keith Faber".

Keith Faber
Auditor of State
Columbus, Ohio

October 27, 2020

This page intentionally left blank.

Table of Contents

<u>Title</u>	<u>Page</u>
Independent Auditor's Report	1
Management's Discussion and Analysis	4
Basic Financial Statements:	
Statement of Net Position.....	13
Statement of Revenues, Expenses and Change in Net Position	15
Statement of Cash Flows.....	16
Notes to the Basic Financial Statements	17
Required Supplementary Information:	
Schedule of the Authority's Proportionate Share of the Net Pension Liability - Ohio Public Employees Retirement System- Last Six Years.....	44
Schedule of the Authority's Contributions - Ohio Public Employees Retirement System – Last Seven Years.....	45
Schedule of the Authority's Proportionate Share of the Net OPEB Liability - Ohio Public Employees Retirement System – Last Three Years.....	46
Schedule of the Authority's Contributions - Ohio Public Employees Retirement System – Last Four Years	47
Supplementary Information:	
Schedule of Expenditures of Federal Awards	48
Financial Data Schedule Submitted to REAC:	
Entity Wide Balance Sheet Summary	49
Entity-Wide Revenue and Expense Summary	51
Independent Auditor's Report on Internal Control Over Financial Reporting and on Compliance and Other Matters Based on an Audit of Financial Statements Performed In Accordance With <i>Government Auditing Standards</i>	53
Independent Auditor's Report on Compliance for Each Major Program and on Internal Control Over Compliance Required by the Uniform Guidance	55
Schedule of Findings and Questioned Costs	57

This page intentionally left blank.



Jerry B. White, CPA
Donald R. Seigneur, CPA
John R. Sams, CPA

Barry L. Rahe, CPA
Kathleen M. Alderman, CPA
Nathan C. Baldwin, CPA

Jay D. Seigneur, CPA
Kathy J. Lambert, CPA
Katie E. Guba, CPA

Independent Auditor's Report

July 27, 2020

Members of the Board of Commissioners
Pike Metropolitan Housing Authority

Report on the Financial Statements

We have audited the accompanying financial statements of Pike Metropolitan Housing Authority (the Authority), Pike County as of and for the year ended December 31, 2019, and the related notes to the financial statements, which collectively comprise the Authority's basic financial statements as listed in the table of contents.

Management's Responsibility for the Financial Statements

Management is responsible for the preparation and fair presentation of these financial statements in accordance with accounting principles generally accepted in the United States of America; this includes the design, implementation, and maintenance of internal control relevant to the preparation and fair presentation of financial statements that are free from material misstatement, whether due to fraud or error.

Auditor's Responsibility

Our responsibility is to express opinions on these financial statements based on our audit. We conducted our audit in accordance with auditing standards generally accepted in the United States of America and the standards applicable to financial audits contained in *Government Auditing Standards*, issued by the Comptroller General of the United States. Those standards require that we plan and perform the audit to obtain reasonable assurance about whether the financial statements are free of material misstatement.

An audit involves performing procedures to obtain audit evidence about the amount and disclosures in the financial statements. The procedures selected depend on the auditor's judgment, including the assessment of the risks of material misstatement of the financial statements, whether due to fraud or error. In making those risk assessments, the auditor considers internal control relevant to the entity's preparation and fair presentation of the financial statements in order to design audit procedures that are appropriate in the circumstances, but not for the purpose of expressing an opinion on the effectiveness of the entity's internal control. Accordingly, we express no such opinion. An audit also includes evaluating the appropriateness of accounting policies used and the reasonableness of significant accounting estimates made by management, as well as evaluating the overall presentation of the financial statements.

We believe that the audit evidence we have obtained is sufficient and appropriate to provide a basis for our audit opinions.

Opinion

In our opinion, the financial statements referred to above present fairly, in all material respects, the respective financial position of the business-type activities of the Authority, as of December 31, 2019, and the respective changes in its financial position and its cash flows thereof for the year then ended in accordance with accounting principles generally accepted in the United States of America.

Emphasis of Matter

For the fiscal year ended December 31, 2019, the Authority has implemented Governmental Accounting Standards Board (GASB) Statement No. 83, *Certain Asset Retirement Obligations* and GASB Statement No. 88, *Certain Disclosures Related to Debt, including Direct Borrowings and Direct Placements*. Our opinion is not modified with respect to this matter.

Other Matters

Required Supplementary Information

Accounting principles generally accepted in the United States of America require that the management's discussion and analysis on pages 4 through 12, Schedules of the Authority's Proportionate Share of the Net Pension Liability and the Authority's Contributions on pages 44 and 45 and Schedules of the Authority's Proportionate Share of the Net OPEB Liability and the Authority's Contributions on pages 46 and 47 be presented to supplement the basic financial statements. Such information, although not a part of the basic financial statements, is required by Governmental Accounting Standards Board, who considers it to be an essential part of financial reporting for placing the basic financial statements in an appropriate operational, economic, or historical context. We have applied certain limited procedures to the required supplementary information in accordance with auditing standards generally accepted in the United States of America, which consisted of inquiries of management about the methods of preparing the information and comparing the information for consistency with management's responses to our inquiries, the basic financial statements, and other knowledge we obtained during our audit of the basic financial statements. We do not express an opinion or provide any assurance on the information because the limited procedures do not provide us with sufficient evidence to express an opinion or provide any assurance.

Other Information


Our audit was conducted for the purpose of forming an opinion on the financial statements as a whole. The Financial Data Schedules (FDS) presented on pages 49 through 52 are presented for purposes of additional analysis as required by the U.S. Department of Housing and Urban Development, Office of the Inspector General and are not a required part of the financial statements. The Schedule of Expenditures of Federal Awards on page 48 provides additional information required by Title 2 U.S. *Code of Federal Regulations* Part 200, *Uniform Administrative Requirements, Cost Principles, and Audit Requirements for Federal Awards* (Uniform Guidance) and is presented for purpose of additional analysis and is not a required part of the basic financial statements.

The FDS and Schedule of Expenditures of Federal Awards are management's responsibility and were derived from and relate directly to the underlying accounting and other records used to prepare the basic financial statements. Such information has been subjected to the auditing procedures applied in the audit of the basic financial statements and certain additional procedures, including comparing and reconciling this information directly to the underlying accounting and other records used to prepare the basic financial statements or to the basic financial statements themselves, and other additional procedures in accordance with auditing standards generally accepted in the United States of America. In our opinion, the FDS and Schedule of Expenditures of Federal Awards are fairly stated in all material respects in relation to the basic financial statements taken as a whole.

Other Reporting Required by Government Auditing Standards

In accordance with *Government Auditing Standards*, we have also issued our report dated July 27, 2020 on our consideration of the Authority's internal control over financial reporting and our tests of its compliance with certain provisions of laws, regulations, contracts and grant agreements and other matters. The purpose of that report is to describe the scope of our testing of internal control over financial reporting and compliance and the results of that testing, and not to provide an opinion on internal control over financial reporting or on compliance. That report is an integral part of an audit performed in accordance with *Government Auditing Standards* in considering the Authority's internal control over financial reporting and compliance.

Respectfully submitted,



WHITED SEIGNEUR SAMS & RAHE, CPAs, LLP

This page intentionally left blank.

**PIKE METROPOLITAN HOUSING AUTHORITY
MANAGEMENT'S DISCUSSION AND ANALYSIS
FOR THE YEAR ENDED DECEMBER 31, 2019
(Unaudited)**

This Management's Discussion and Analysis (MD&A) for the Pike Metropolitan Housing Authority (the Authority) is intended to assist the reader identify what management feels are significant financial issues, provide an overview of the financial activity for the year, and identify and offer a discussion about changes in the Authority's financial position. It is designed to focus on the financial activity for the fiscal year ended December 31, 2019, resulting changes and currently known facts. Please read it in conjunction with the financial statements found elsewhere in this report.

Financial Highlights

- The Authority's total assets were \$7,034,276 and \$6,233,823 for 2019 and 2018, respectively. The Authority-wide statements reflect an increase in total assets of \$800,453 for 2019.
- Revenues increased by \$674,700 during 2019 and were \$4,373,747 and \$3,699,047 for 2019 and 2018, respectively.
- The total expenses of all Authority programs increased by \$110,773. Total expenses were \$4,247,591 and \$4,136,818 for 2019 and 2018, respectively.

Overview of the Authority's Financial Statements

The Basic Financial Statements included elsewhere in this report are:

the Statement of Net Position,
the Statement of Revenues, Expenses and Changes in Net Position, and
the Statement of Cash Flows.

The *Statement of Net Position* is very similar to, and what most people would think of as, a balance sheet. In the first half it reports the value of assets and deferred outflows the Authority holds at December 31, 2019, that is, the cash the Authority has, the amounts that are owed the Authority from others, the value of the equipment it owns, and deferred outflows of resources. The other half of the report shows the liabilities the Authority has, that is what it owes others at December 31, 2019, the deferred inflows of resources, and what net position (or what is commonly referred to as equity) the Authority has at December 31, 2019. The two parts of the report are in balance, thus why many might refer to this type of report as a balance sheet, in that the total of the assets and deferred outflows of resources part equals the total of the liabilities, plus deferred inflows of resources plus net position (or equity) part.

In the statement, the net position part is broken out into three broad categories:

Net Investment in Capital Assets
Restricted Net Position, and
Unrestricted Net Position.

**PIKE METROPOLITAN HOUSING AUTHORITY
MANAGEMENT'S DISCUSSION AND ANALYSIS
FOR THE YEAR ENDED DECEMBER 31, 2019
(Unaudited)**

The balance in Net Investment in Capital Assets reflects the value of capital assets, that is assets such as land, buildings, and equipment, reported in the top part of the statement reduced by the amount of accumulated depreciation of those assets and by the outstanding amount of debt yet owned on those assets.

The balance in Restricted Net Position reflects the value of assets reported in the top part of the statement that are restricted for use by law or regulation, or when use of those assets is restricted by constraints placed on the assets by creditors.

The balance in Unrestricted Net Position is what is left over of net position after what is classified in the two previously mentioned components of net position. It reflects the value of assets available to the Authority to use to further its purposes.

The *Statement of Revenues, Expenses, and Changes in Net Position* is very similar to and may commonly be referred to an income statement. It is in essence a report showing what the Authority earned, that is what its revenues or incomes were, versus what expenses the Authority had over the same period. It shows how the net position (or equity) changed because of how the incomes exceeded or were less than what expenses were. It helps the reader to determine if the Authority had more in revenues than in expenses or vice-versa, and then how that net gain or net loss affected the net position (or equity). The bottom line of the report, the ending total net position, is what is referred to in the above discussion of the statement of net position.

The *Statement of Cash Flows* is a report that shows how the amount of cash the Authority had at the end of the previous year was impacted by the activities of the current year. It breaks out in general categories the cash coming in, and the cash going out. It helps the reader to understand the sources and uses of cash by the Authority during the year, to include a measurement of cash gained or used by operating activities, by activities related to acquiring capital assets, and by activities related to investing activities.

Authority's Programs

The financial statements included elsewhere in this report are presented using the Authority-wide perspective meaning the activity reported reflects the summed results of all the programs, or business type funds of the Authority. The Authority consists exclusively of enterprise funds. The full accrual basis of accounting is used for enterprise funds. That method of accounting is very similar to accounting used in the private sector.

The Authority's programs include the following:

Housing Choice Voucher program,
Business Activities, and
State and Local Program.

Under the *Section 8 Housing Choice Voucher program*, the Authority subsidizes the rents of low to moderate-income families through Housing Assistance Payments contracts when those families rent from private landlords. This is called a tenant-based program because when the tenant family moves, the rental assistance goes with the family to the new rental unit.

**PIKE METROPOLITAN HOUSING AUTHORITY
MANAGEMENT'S DISCUSSION AND ANALYSIS
FOR THE YEAR ENDED DECEMBER 31, 2019
(Unaudited)**

Under the *Business Activities program*, the Authority owns several rental properties. These properties are not related to the HUD funded activities, and that is why it is reported as a business activity.

Under the *State and Local program*, the state and local funds represent the Authority's contracts with the Ohio Housing Finance Agency for construction of four residential housing facilities located at 193, 195, 197 and 199 Delay Drive.

This space intentionally left blank.

**PIKE METROPOLITAN HOUSING AUTHORITY
MANAGEMENT'S DISCUSSION AND ANALYSIS
FOR THE YEAR ENDED DECEMBER 31, 2019
(Unaudited)**

Condensed Financial Statements

Statement of Net Position

The following is a condensed Statement of Net Position compared to the prior year-end. The Authority is engaged only in business type activities.

Table 1- Condensed Statement of Net Position Compared to Prior Year

	<u>2019</u>	<u>2018*</u>
<u>Assets and Deferred Outflows of Resources</u>		
Current and Other Assets	\$ 1,163,457	\$ 678,075
Capital Assets	5,488,552	5,369,404
Total Assets	<u>6,652,009</u>	<u>6,047,479</u>
Deferred Outflows of Resources	<u>382,267</u>	<u>186,344</u>
Total Assets and Deferred Outflows of Resources	<u>\$ 7,034,276</u>	<u>\$ 6,233,823</u>
<u>Liabilities</u>		
Current Liabilities	\$ 344,861	\$ 307,859
Long-Term Liabilities	4,979,565	4,190,378
Total Liabilities	<u>5,324,426</u>	<u>4,498,237</u>
Deferred Inflows of Resources	<u>29,927</u>	<u>181,819</u> *
<u>Net Position</u>		
Net Investment in Capital Assets	1,912,825	2,043,019
Restricted	242,954	197,718
Unrestricted	(475,856)	(686,970) *
Total Net Position	<u>1,679,923</u>	<u>1,553,767</u>
Total Liabilities, Deferred Inflows of Resources, and Net Position	<u>\$ 7,034,276</u>	<u>\$ 6,233,823</u>

**as restated - see Note 13 for additional information*

Major Factors Affecting the Statement of Net Position

The biggest changes on this statement were to cash, capital assets, deferred outflows of resources, deferred inflow of resources and non-current liabilities, all except cash and capital assets due to reporting of pension and other postemployment benefits (OPEB) activity required by GASB (Governmental Accounting Standards Board) 68 and GASB 75. Other than long term debt, net pension liability (NPL) is the largest single liability reported by the Authority at December 31, 2019 and is reported pursuant to GASB Statement 68, *Accounting and Financial Reporting for Pensions—an Amendment of GASB Statement 27*. Another more significant liability reported by

**PIKE METROPOLITAN HOUSING AUTHORITY
MANAGEMENT'S DISCUSSION AND ANALYSIS
FOR THE YEAR ENDED DECEMBER 31, 2019
(Unaudited)**

the Authority at December 31, 2019 is due to GASB Statement 75, *Accounting and Financial Reporting for Postemployment Benefits Other Than Pensions*. For reasons discussed below, many end users of this financial statement will gain a clearer understanding of the Authority's actual financial condition by adding deferred inflows related to pension and OPEB, the net pension liability and the net OPEB liability to the reported net position and subtracting deferred outflows related to pension and OPEB.

GASB standards are national and apply to all government financial reports prepared in accordance with generally accepted accounting principles. Prior accounting for pensions (GASB 27) and postemployment benefits (GASB 45) focused on a funding approach. This approach limited pension and OPEB costs to contributions annually required by law, which may or may not be sufficient to fully fund each plan's net pension liability or net OPEB liability. GASB 68 and GASB 75 take an earnings approach to pension and OPEB accounting; however, the nature of Ohio's statewide pension/OPEB plans and state law governing those systems requires additional explanation in order to properly understand the information presented in these statements.

GASB 68 and GASB 75 require the net pension liability and the net OPEB liability to equal the Authority's proportionate share of each plan's collective:

1. Present value of estimated future pension/OPEB benefits attributable to active and inactive employees' past service
2. Minus plan assets available to pay these benefits

GASB notes that pension and OPEB obligations, whether funded or unfunded, are part of the "employment exchange" – that is, the employee is trading his or her labor in exchange for wages, benefits, and the promise of a future pension and other postemployment benefits. GASB noted that the unfunded portion of this promise is a present obligation of the government, part of a bargained-for benefit to the employee and should accordingly be reported by the government as a liability since they received the benefit of the exchange. However, the Authority is not responsible for certain key factors affecting the balance of these liabilities. In Ohio, the employee shares the obligation of funding pension benefits with the employer. Both employer and employee contribution rates are capped by State statute. A change in these caps requires action of both Houses of the General Assembly and approval of the Governor. Benefit provisions are also determined by State statute. The Ohio Revised Code permits but does not require the retirement systems to provide healthcare to eligible benefit recipients. The retirement systems may allocate a portion of the employer contributions to provide for these OPEB benefits.

The employee enters the employment exchange with the knowledge that the employer's promise is limited not by contract but by law. The employer enters the exchange also knowing that there is a specific, legal limit to its contribution to the retirement system. In Ohio, there is no legal means to enforce the unfunded liability of the pension/OPEB plan as against the public employer. State law operates to mitigate/lessen the moral obligation of the public employer to the employee, because all parties enter the employment exchange with notice as to the law. The retirement system is responsible for the administration of the pension and OPEB plans.

**PIKE METROPOLITAN HOUSING AUTHORITY
MANAGEMENT'S DISCUSSION AND ANALYSIS
FOR THE YEAR ENDED DECEMBER 31, 2019
(Unaudited)**

Most long-term liabilities have set repayment schedules or, in the case of compensated absences (i.e. sick and vacation leave), are satisfied through paid time-off or termination payments. There is no repayment schedule for the net pension liability or the net OPEB liability. As explained above, changes in benefits, contribution rates, and return on investments affect the balance of these liabilities but are outside the control of the local government. In the event that contributions, investment returns, and other changes are insufficient to keep up with required payments, State statute does not assign/identify the responsible party for the unfunded portion. Due to the unique nature of how the net pension liability and the net OPEB liability are satisfied, these liabilities are separately identified within the long-term liability section of the statement of net position. In accordance with GASB 68 and GASB 75, the Authority's statements prepared on an accrual basis of accounting include an annual pension expense and an annual OPEB expense for their proportionate share of each plan's change in net pension liability and net OPEB liability, respectively, not accounted for as deferred inflows/outflows.

Cash increased by more than \$330,221 primarily due to operating receipts exceeding operating disbursements during 2019. Capital assets increased by about 2 percent, reflecting that capital additions outpaced depreciation on existing assets.

Space intentionally left blank.

**PIKE METROPOLITAN HOUSING AUTHORITY
MANAGEMENT'S DISCUSSION AND ANALYSIS
FOR THE YEAR ENDED DECEMBER 31, 2019
(Unaudited)**

Statement of Revenues, Expenses, and Changes in Net Position

The following is a condensed Statement of Revenues, Expenses and Changes in Net Position. Pike Metropolitan Housing Authority is engaged only in business-type activities.

Table 2- Condensed Statement of Revenues, Expenses, and Changes in Net Position

	2019	2018
<u>Revenues</u>		
Tenant Revenues- Rent and Others	\$ 405,205	\$ 388,824
Operating Subsidies and Grants	2,767,703	2,692,742
Investment Income	8,113	7,329
Other Revenues	1,192,726	610,152
Total Revenues	4,373,747	3,699,047
<u>Expenses</u>		
Administrative	888,893	774,074
Utilities	71,762	80,025
Maintenance	424,774	424,113
General	77,161	88,347
Housing Assistance Payments	2,353,917	2,335,533
Depreciation	431,084	434,726
Total Expenses	4,247,591	4,136,818
Net Increase (Decrease) in Net Position	\$ 126,156	\$ (437,771)

Major Factors Affecting the Statement of Revenue, Expenses and Changes In Net Position

Government operating grants increased by \$74,961 from 2018 to 2019 due to increased government subsidy of rents. Other revenue increased \$582,574 from 2018 to 2019 primarily due to an increase in contract service fees, management fees and developer fees collected. Administrative expenses increased \$114,819 from 2018. Utilities expense decreased from 2018 to 2019, due to decreased usage. Maintenance expenses increased \$661 which was only slightly up from 2018 to 2019 due to decreased maintenance required during 2019. General expenses decreased \$11,186. Housing assistance payments increased \$18,384 from 2018 due to increased subsidies.

**PIKE METROPOLITAN HOUSING AUTHORITY
MANAGEMENT'S DISCUSSION AND ANALYSIS - CONTINUED
FOR THE YEAR ENDED DECEMBER 31, 2019
(UNAUDITED)**

Capital Assets

The following is a condensed Statement of Changes in Capital Assets summarizing the change in Capital Assets, which is presented in detail in Note 4 of the notes to the basic financial statements.

Table 3- Condensed Statement of Changes in Capital Assets

	<u>2019</u>	<u>2018</u>
Land and Land Rights	\$ 1,215,708	\$ 1,169,036
Buildings and Improvements	11,904,825	12,127,312
Equipment	207,161	208,018
Accumulated Depreciation	(7,839,142)	(8,134,962)
Total	<u>\$ 5,488,552</u>	<u>\$ 5,369,404</u>

Excluding the change in accumulated depreciation, capital assets decreased by \$176,672. Most of the decrease was due to disposition of property which was partially offset building improvements under the Business Activity.

Debt

The following is a summary of the changes in long-term debt throughout the year ending December 31, 2019.

Table 4- Condensed Statement of Changes in Debt Outstanding

Beginning Balance, January 1, 2019	\$ 3,326,386
New debt	490,183
Principal payments	(104,240)
Debt forgiveness	(135,853)
Ending Balance, December 31, 2019	<u>\$ 3,576,476</u>

Net debt balances increased \$250,090 during 2019. More detailed information is presented in Note 10 of the notes to the financial statements.

**PIKE METROPOLITAN HOUSING AUTHORITY
MANAGEMENT'S DISCUSSION AND ANALYSIS - CONTINUED
FOR THE YEAR ENDED DECEMBER 31, 2019
(UNAUDITED)**

Economic Factors

Significant economic factors affecting the Authority are as follows:

- Federal funding is at the discretion of the Department of Housing and Urban Development.
- Local labor supply and demand, which can affect salary and wage rates.
- Local inflationary, recession and employment trends, which can affect resident incomes and therefore the amount of housing assistance.
- Inflationary pressure on utility rates, supplies and other costs.
- Market rates for rental housing

Financial Contact

Questions concerning this report or requests for additional information should be directed to Ken Reed, Executive Director of the Pike Metropolitan Housing Authority, 2626 Shyville Road, Piketon, Ohio 45661.

PIKE METROPOLITAN HOUSING AUTHORITY
STATEMENT OF NET POSITION
YEAR ENDED DECEMBER 31, 2019

Assets

Current Assets:

Cash and Cash Equivalents	\$ 425,999
Restricted Cash and Cash Equivalents	267,512
Accounts Receivable, current	6,944
Notes Receivable, current	99,334
Prepaid Expenses	35,133
Total Current Assets	834,922

Noncurrent Assets:

Note Receivable	309,212
Interest Receivable	19,323

Capital Assets:

Non-depreciable Capital Assets	1,215,708
Depreciable Capital Assets, net	4,272,844
Total Capital Assets	5,488,552

Total Assets

6,652,009

Deferred Outflows of Resources

Pension	328,647
OPEB	53,620
	382,267

Total Assets and Deferred Outflows of Resources

\$ 7,034,276

See the accompanying notes to the basic financial statements.

PIKE METROPOLITAN HOUSING AUTHORITY
STATEMENT OF NET POSITION (Continued)
YEAR ENDED DECEMBER 31, 2019

Liabilities

Current Liabilities:

Accounts Payable	\$ 11,199
Tenant Security Deposits	24,558
Accrued Wages and Payroll Taxes	27,621
Accrued Compensated Absences- Current	47,582
Current Portion of Long-Term Debt	228,860
Unearned Revenue	5,041
Total Current Liabilities	344,861

Noncurrent Liabilities:

Accrued Compensated Absences	54,690
Long-Term Debt- Net of Current Portion	3,347,616
Net Pension Liability	1,092,780
Net OPEB Liability	484,479
Total Noncurrent Liabilities	4,979,565

Total Liabilities

5,324,426

Deferred Inflows of Resources

Pension	17,110
OPEB	12,817
Total Deferred Inflows of Resources	29,927

Net Position:

Net Investment in Capital Assets	1,912,825
Restricted Net Position	242,954
Unrestricted Net Position	(475,856)
Total Net Position	1,679,923

Total Liabilities, Deferred Inflows of Resources and Net Position

\$ 7,034,276

See the accompanying notes to the basic financial statements.

PIKE METROPOLITAN HOUSING AUTHORITY
STATEMENT OF REVENUES, EXPENSES AND CHANGES IN NET POSITION
YEAR ENDED DECEMBER 31, 2019

Operating Revenues	
Government Grants	\$ 2,767,703
Tenant Revenue	405,205
Other Revenue	1,164,299
Total Operating Revenues	<u>4,337,207</u>
 Operating Expenses	
Administrative	888,893
Utilities	71,762
Maintenance	424,774
General	17,343
Housing Assistance Payments	2,353,917
Depreciation	431,084
Total Operating Expenses	<u>4,187,773</u>
 Operating Income (Loss)	 <u>149,434</u>
 Non-Operating Revenues (Expenses)	
Interest and Investment Revenue	8,113
Interest Expense	(59,818)
Gain(Loss) on Disposition	28,427
Total Non-Operating Revenues (Expenses)	<u>(23,278)</u>
 Change in Net Position	 126,156
 Total Net Position, Beginning of Year- As Restated	 <u>1,553,767</u>
 Net Position, End of Year	 <u><u>\$ 1,679,923</u></u>

See the accompanying notes to the basic financial statements.

PIKE METROPOLITAN HOUSING AUTHORITY
STATEMENT OF CASH FLOWS
YEAR ENDED DECEMBER 31, 2019

Cash Flows from Operating Activities

Cash received from government grants	\$ 2,767,703
Cash received from tenants	454,820
Other income received	882,372
Cash paid for housing assistance	(2,353,917)
Cash paid to employees and for benefits	(684,794)
Cash paid to vendors	(503,292)
Net cash provided (used) by operating activities	562,892

Cash Flow from Capital and Related Financing Activities

Acquisition of capital assets	(550,232)
Proceeds from sale of assets	28,427
Principal paid on debt	(104,240)
Interest paid on debt	(59,818)
Debt proceeds	490,183
Net cash provided (used) by capital and related activities	(195,680)

Cash Flows from Investing Activities

Interest income	8,114
Net cash provided by investing activities	8,114

Net increase (decrease) in cash and cash equivalents	375,326
Cash and cash equivalents, beginning	318,185

Cash and cash equivalents, ending \$ 693,511

Reconciliations of Operating Loss to Net Cash Provided by Operating Activities

Net Operating (Loss)	\$ 149,435
Adjustments to Reconcile Operating Loss to Net Cash Provided by Operating Activities	
Debt Forgiveness	(135,853)
Depreciation	431,084
(Increase) Decrease in:	
Accounts Receivable- Tenant	46,246
Prepaid Expenses	(10,228)
Other Receivables	(146,075)
Deferred Outflows of Resources	(195,923)
Increase (Decrease) in:	
Accounts Payable	(3,123)
Accrued Compensated Absences	(95)
Tenants' Security Deposits	(131)
Accrued Wages and Payroll Taxes	2,988
Unearned Revenue	3,500
Net Pension/OPEB Liability	572,959
Deferred Inflows of Resources	(151,892)
Net Cash Used by Operating Activities	\$ 562,892

See the accompanying notes to the basic financial statements.

PIKE METROPOLITAN HOUSING AUTHORITY
NOTES TO THE BASIC FINANCIAL STATEMENTS
FOR THE YEAR ENDED DECEMBER 31, 2019

NOTE 1: SUMMARY OF SIGNIFICANT ACCOUNTING POLICIES

Organization and Reporting Entity

The Pike Metropolitan Housing Authority (the Authority) was created under the Ohio Revised Code Section 3735.27 to engage in the acquisition, development leasing, and administration of a low-rent housing program. An Annual Contributions Contract (ACC) was signed by the Authority and the U.S. Department of Housing and Urban Development (HUD) under the provisions of the United States Housing Act of 1937 (42 U.S.C. 1437) Section 1.1. The Authority was also created in accordance with state law to eliminate housing conditions which are detrimental to the public peace, health, safety, morals, or welfare by purchasing, acquiring, constructing, maintaining, operating, improving, extending, and repairing housing facilities.

The nucleus of the financial reporting entity as defined by the Governmental Accounting Standards Board (GASB) Statement No. 14 - as amended by GASB 61 is the “primary government”. A fundamental characteristic of a primary government is that it is a fiscally independent entity. In evaluating how to define the financial reporting entity, management has considered all potential component units. A component unit is a legally separate entity for which the primary government is financially accountable. The criterion of financial accountability is the ability of the primary government to impose its will upon the potential component unit. These criteria were considered in determining the reporting entity. The Authority has no component units based on the above considerations.

Basis of Presentation

The Authority’s financial statements consist of a statement of net position, a statement of revenue, expenses and changes in net position, and a statement of cash flows.

Fund Accounting

The Authority maintains its accounting records in accordance with the principles of “fund” accounting. Fund accounting is a concept developed to meet the needs of government entities in which legal or other restraints require the recording of specific revenues and expenses. The Authority uses a single enterprise fund to account for operations (a) that are financed and operated in a manner similar to private business enterprises, where the intent of the Authority is that the costs of providing goods or services to the general public on a continuing basis be financed or recovered primarily through user charges; or (b) where the governing body has decided that periodic determination of revenues earned, expenses incurred, and/or net income is appropriate for public policy, management control, accountability or other purposes.

Basis of Accounting

Enterprise fund transactions are recorded on the accrual basis of accounting; revenues are recognized when earned and measurable and expenses are recognized as incurred.

**PIKE METROPOLITAN HOUSING AUTHORITY
NOTES TO THE BASIC FINANCIAL STATEMENTS
FOR THE YEAR ENDED DECEMBER 31, 2019**

NOTE 1: **SUMMARY OF SIGNIFICANT ACCOUNTING POLICIES** (Continued)

Measurement Focus and Basis of Accounting

The enterprise fund is accounted for on a flow of economic resources measurement focus and the accrual basis of accounting. All assets and all liabilities associated with the operation of the Authority are included on the statement of net position. The statement of changes in net position presents increases (i.e., revenues) and decreases (i.e., expenses) in net total position. The statement of cash flows provides information about how the Authority finances and meets the cash flow needs of its enterprise activity.

Proprietary funds distinguish operating revenues and expenses from nonoperating items. Operating revenues and expenses generally result from providing services and producing and delivering goods in connection with a proprietary fund's principal ongoing operations. The principal operating revenues of the Authority's enterprise fund are charges to tenants for rent and operating subsidies from HUD. Operating expenses for the enterprise fund include the costs of facility maintenance, housing assistance payments, administrative expenses, and depreciation on capital assets. All revenues and expenses not meeting this definition are reported as nonoperating revenues and expenses.

Use of Estimates

The preparation of financial statements in accordance with generally accepted accounting principles in the United States of America requires management to make estimates and assumptions that affect the reported amounts of assets and liabilities and disclosure of contingent assets and liabilities at the date of the financial statements, and the reported amounts of revenues and expenses during the reporting period. Actual results could differ from those estimates.

Cash and Cash Equivalents

The Authority considers all highly liquid investments (including restricted assets) with a maturity of three months or less when purchased to be cash equivalents.

Capital Assets

Capital assets are recorded at cost. Costs that materially add to the productive capacity or extend the life of an asset are capitalized while maintenance and repair costs are expensed as incurred. Depreciation is computed on the straight-line method based on the following estimated useful lives:

Buildings	40 years
Building Improvements	15-27.5 years
Land Improvements	15 years
Equipment	7 years
Autos	5 years
Computers	5 years

Accounts Receivable

Accounts receivable consist of amounts due from tenants for rent and miscellaneous receivables which includes utilities owed to the Authority. An allowance for doubtful accounts has been recognized.

**PIKE METROPOLITAN HOUSING AUTHORITY
NOTES TO THE BASIC FINANCIAL STATEMENTS
FOR THE YEAR ENDED DECEMBER 31, 2019**

NOTE 1: **SUMMARY OF SIGNIFICANT ACCOUNTING POLICIES** (Continued)

Note and Interest Receivable

The Authority has a note receivable of \$274,654 due from Vasant Commons, L.P. The note was issued on November 28, 2017, accrues interest at 2.6% per annum. The note shall mature on the earlier of (a) November 28, 2067, or (b) the date on which the principal amount of this Note has been declared or automatically has become due and payable.

The Authority also has a land contract which was recorded as a note receivable due from Jamey and Kimberly Harr which was entered into during fiscal year 2019. The original note was \$43,200 at a zero percent (0%) annual rate with equal monthly installments of \$600. The final installment is due on June 10, 2025. The balance outstanding on this note as of December 31, 2019 is \$39,600. The financial statements reflect a present value for the note of \$34,559 and deferred interest receivable of \$5,041 based on 5% imputed interest rate.

Capitalization of Interest

The Authority's policy is not to capitalize interest related to the construction or purchase of capital assets.

Revenue Recognition

Subsidies and grants received from HUD and other grantors are generally recognized during the periods to which they relate, and all eligibility requirements have been satisfied. Eligibility requirements include timing requirements, which specify the year when the resources are required to be used or the year when use is first permitted; matching requirements, in which the Authority must provide local resources to be used for a specified purpose; and expenditure requirements, in which the resources are provided to the Authority on a reimbursement basis. Tenant rental revenues are recognized during the period of occupancy. Other receipts are recognized when the related expenses are incurred.

Unearned Revenue

Unearned revenue arises when revenues are received before revenue recognition criteria have been satisfied.

Revenues and Expenses

The Authority distinguishes operating revenues and expenses from non-operating items. Operating revenues and expenses generally result from providing services and producing and delivering goods in connection with an enterprise fund's principal ongoing operations. The principal operating revenues of the Authority's enterprise fund are charges to tenants for rent and operating subsidies from HUD. Operating expenses for the enterprise fund include the costs of facility maintenance, housing assistance payments, administrative expenses, and depreciation on capital assets. All revenues and expenses not meeting this definition are reported as nonoperating revenues and expenses.

Tax Liability

The Authority is by law exempt from all federal, state, and local taxes and assessments.

PIKE METROPOLITAN HOUSING AUTHORITY
NOTES TO THE BASIC FINANCIAL STATEMENTS
FOR THE YEAR ENDED DECEMBER 31, 2019

NOTE 1: **SUMMARY OF SIGNIFICANT ACCOUNTING POLICIES** (Continued)

Compensated Absences

The Authority accounts for compensated absences in accordance with GASB Statement No. 16, *Accounting for Compensated Absences*. Sick leave and other compensated absences with similar characteristics are accrued as a liability based on the sick leave accumulated at the balance sheet date by those employees who currently are eligible to receive termination payments. To calculate the liability, these accumulations are reduced to the maximum amount allowed as a termination payment. All employees who meet the termination policy of the Authority for years of service are included in the calculation of the compensated absences accrual amount.

Vacation leave and other compensated absences with similar characteristics are accrued as a liability as the benefits are earned by the employees if both of the following conditions are met: (1) the employees' rights to receive compensation are attributable to services already rendered and are not contingent on a specific event that is outside the control of the employer and employee; and (2) it is probable that the employer will compensate the employees for the benefits through paid time off or some other means, such as cash payments at termination or retirement.

In the proprietary fund, the compensated absences are expensed when earned with the amount reported as a liability. Information regarding compensated absences is detailed in Note 8.

Net Position

Net position represents the difference between assets plus deferred outflows of resources and liabilities plus deferred inflows of resources.

Net investment in capital assets consists of capital assets, net of accumulated depreciation, reduced by any outstanding balances of any borrowings that have been used for the acquisition, construction or improvement of those assets.

Net position is reported as restricted when there are limitations imposed on their use either through the enabling legislation adopted by Authority or through external restrictions imposed by creditors, grantors or laws or regulations of other governments.

The Authority applies restricted resources when an expense is incurred for purposes for which both restricted and unrestricted net positions are available.

Pensions/OPEB

For purposes of measuring the net pension/OPEB liability, deferred outflows of resources and deferred inflows of resources related to pensions/OPEB, and pension/OPEB expense, information about the fiduciary net position of the defined benefit retirement plans discussed in Notes 6 and 7 and additions to/deductions from the plan's fiduciary net position have been determined on the same basis as they are reported by the plan. For this purpose, benefit payments (including refunds of employee contributions) are recognized when due and payable in accordance with the benefit terms. Investments are reported at fair value.

**PIKE METROPOLITAN HOUSING AUTHORITY
NOTES TO THE BASIC FINANCIAL STATEMENTS
FOR THE YEAR ENDED DECEMBER 31, 2019**

NOTE 1: **SUMMARY OF SIGNIFICANT ACCOUNTING POLICIES** (Continued)

Deferred Outflows and Inflows of Resources

In addition to assets, the statement of financial position will sometimes report a separate section for deferred outflows of resources. Deferred outflows of resources represent a consumption of net position that applies to a future period and will not be recognized as an outflow of resources (expense/expenditure) until then. For the Authority, deferred outflows of resources are reported on the Statement of Net Position for pension and other postemployment benefits (OPEB). The deferred outflows of resources related to pension/OPEB are explained in Notes 6 and 7.

In addition to liabilities, the statement of financial position reports a separate section for deferred inflows of resources. Deferred inflows of resources represent an acquisition of net position that applies to a future period and will not be recognized as an inflow or resources (revenue) until that time. For the Authority, deferred inflows of resources include pension and OPEB. Deferred inflows of resources related to pension and OPEB are reported on the Statement of Net Position.

NOTE 2: **DEPOSITS AND INVESTMENTS**

Cash on Hand

At December 31, 2019, the Authority had undeposited cash on hand (petty cash) of \$150 which is included on the financial statements as part of ‘cash and cash equivalents.

Deposits

At December 31, 2019, the carrying amount of the Authority’s cash deposits was \$693,511 and the bank balance was \$704,486. Based on criteria described in GASB Statement No. 40, *Deposits and Investments Risk Disclosures*, as of December 31, 2019, deposits totaling \$250,000 were covered by Federal Depository Insurance and deposits totaling \$454,486 were uninsured and collateralized with securities held by the pledging financial institution’s trust department or agent in the Authority’s name.

Custodial credit is the risk that, in the event of a bank failure, the Authority’s deposits may not be returned. The Authority’s policy is to place deposits with major local banks approved by the Board. Multiple financial institution collateral pools that insure public deposits must maintain collateral in excess of 105 percent of deposits. All deposits, except for deposits held by fiscal and escrow agents, are collateralized with eligible securities in amounts equal to at least 110 percent of the carrying value of the deposits. Such collateral, as permitted by Chapter 135 of the Ohio Revised Code, is held in financial institution pools at Federal Reserve banks, or at member banks of the Federal Reserve system in the name of the respective depository bank, and pledged as a pool of collateral against all of the public deposits it holds, or as specific collateral held at a Federal Reserve bank in the name of the Authority.

**PIKE METROPOLITAN HOUSING AUTHORITY
NOTES TO THE BASIC FINANCIAL STATEMENTS
FOR THE YEAR ENDED DECEMBER 31, 2019**

NOTE 3: RESTRICTED CASH

The restricted cash balance of \$267,512 on the financial statements represents the following:

Tenant Security Deposits	\$ 24,558
Housing Choice Vouchers Equity	24,720
Insurance and Escrow- Emmitt Station	1,009
Reserve for Replacement- Emmitt Station	217,225
	\$ 267,512

NOTE 4: CAPITAL ASSETS

A summary of capital assets at December 31, 2019 by class is as follows:

	<u>Balance</u> <u>12/31/2018</u>	<u>Additions</u>	<u>Disposals</u>	<u>Balance</u> <u>12/31/2019</u>
<u>Capital Assets Not Being Depreciated</u>				
Land	\$ 1,169,036	49,872	(3,200)	\$ 1,215,708
Total Capital Assets Not Being Depreciated	1,169,036	49,872	(3,200)	1,215,708
<u>Capital Assets Being Depreciated</u>				
Buildings and Improvements	12,127,312	509,845	(732,332)	11,904,825
Furniture, Equipment and Machinery	208,019	-	(858)	207,161
Subtotal Capital Assets Being Depreciated	12,335,331	509,845	(733,190)	12,111,986
Accumulated Depreciation	(8,134,963)	(431,609)	727,430	(7,839,142)
Net Depreciable Assets	4,200,368	78,236	(5,760)	4,272,844
Total Capital Assets, net	\$ 5,369,404	\$ 128,108	\$ (8,960)	\$ 5,488,552

NOTE 5: RESTRICTED NET POSITION

The Authority's restricted net position is as follows:

Housing Choice Voucher Program	\$ 24,720
Reserve for Replacement- Emmitt Station	217,225
Insurance and Escrow- Emmitt Station	1,009
	\$ 242,954

**PIKE METROPOLITAN HOUSING AUTHORITY
NOTES TO THE BASIC FINANCIAL STATEMENTS
FOR THE YEAR ENDED DECEMBER 31, 2019**

NOTE 6: DEFINED BENEFIT PENSION PLAN

The Statewide retirement systems provide both pension benefits and other postemployment benefits (OPEB).

Net Pension Liability/Net OPEB Liability

Pensions and OPEB are a component of exchange transactions—between an employer and its employees—of salaries and benefits for employee services. Pensions are provided to an employee—on a deferred-payment basis—as part of the total compensation package offered by an employer for employee services each financial period.

The net pension liability and the net OPEB liability represent the Authority’s proportionate share of each pension/OPEB plan’s collective actuarial present value of projected benefit payments attributable to past periods of service, net of each pension/OPEB plan’s fiduciary net position. The net pension/OPEB liability calculation is dependent on critical long-term variables, including estimated average life expectancies, earnings on investments, cost of living adjustments and others. While these estimates use the best information available, unknowable future events require adjusting this estimate annually.

Ohio Revised Code limits the Authority’s obligation for this liability to annually required payments. The Authority cannot control benefit terms or the manner in which pensions are financed; however, the Authority does receive the benefit of employees’ services in exchange for compensation including pension and OPEB.

GASB 68/75 assumes the liability is solely the obligation of the employer, because (1) they benefit from employee services; and (2) State statute requires funding to come from these employers. All pension contributions to date have come solely from these employers (which also includes pension costs paid in the form of withholdings from employees). The retirement systems may allocate a portion of the employer contributions to provide for these OPEB benefits. In addition, health care plan enrollees pay a portion of the health care costs in the form of a monthly premium. State statute requires the retirement systems to amortize unfunded pension liabilities within 30 years. If the pension amortization period exceeds 30 years, each retirement system’s board must propose corrective action to the State legislature. Any resulting legislative change to benefits or funding could significantly affect the net pension/OPEB liability. Resulting adjustments to the net pension/OPEB liability would be effective when the changes are legally enforceable. The Ohio revised Code permits but does not require the retirement systems to provide healthcare to eligible benefit recipients.

The remainder of this note includes the pension disclosures. See Note 7 for the OPEB disclosures.

**PIKE METROPOLITAN HOUSING AUTHORITY
NOTES TO THE BASIC FINANCIAL STATEMENTS
FOR THE YEAR ENDED DECEMBER 31, 2019**

NOTE 6: DEFINED BENEFIT PENSION PLAN (Continued)

Plan Description - Ohio Public Employees Retirement System

The Authority participates in the Ohio Public Employees Retirement System (OPERS). OPERS administers three separate pension plans. The traditional plan is a cost-sharing, multiple-employer defined benefit pension plan. The member-directed plan is a defined contribution plan in which the member invests both member and employer contributions (employer contributions vest over five years at 20 percent per year). Under the member-directed plan, members accumulate retirement assets equal to the value of the member and vested employer contributions plus any investment earnings. The combined plan is a cost-sharing, multiple-employer defined benefit pension plan that has elements of both a defined benefit and a defined contribution plan. Under the combined plan, OPERS invests employer contributions to provide a formula retirement benefit similar in nature to, but less than, the Traditional Pension Plan benefit. Member contributions, whose investment is self-directed by the member, accumulate retirement assets in a manner similar to the member-directed plan.

OPERS provides retirement, disability, survivor and death benefits and annual cost-of-living adjustments to members of the traditional and combined plans. Authority to establish and amend benefits is provided by Chapter 145 of the Ohio Revised Code. OPERS issues a stand-alone financial report that may be obtained by visiting <https://www.opers.org/investmenst/cafr.shtml>, by writing to OPERS, 277 East Town Street, Columbus, OH 43215-4642, or by calling (614) 222-5601 or 800-222-7377. Senate Bill (SB) 343 was enacted into law with an effective date of January 7, 2013. In the legislation, members were categorized into three groups with varying provisions of the law applicable to each group. The following table provides age and service requirements for retirement and the retirement formula applied to final average salary (FAS) for the three-member groups under the traditional plan as per the reduced benefits adopted by SB 343 (see OPERS' CAFR referenced above for additional information):

Group A Eligible to retire prior to January 7, 2013 or five years after January 7, 2013	Group B 20 years of service credit prior to January 7, 2013 or eligible to retire ten years after January 7, 2013	Group C Members not in other Groups and members hired on or after January 7, 2013
State and Local	State and Local	State and Local
Age and Service Requirements: Age 60 with 60 months of service credit or Age 55 with 25 years of service credit	Age and Service Requirements: Age 60 with 60 months of service credit or Age 55 with 25 years of service credit	Age and Service Requirements: Age 57 with 25 years of service credit or Age 62 with 5 years of service credit
Formula: 2.2% of FAS multiplied by years of service for the first 30 years and 2.5% for service years in excess of 30	Formula: 2.2% of FAS multiplied by years of service for the first 30 years and 2.5% for service years in excess of 30	Formula: 2.2% of FAS multiplied by years of service for the first 35 years and 2.5% for service years in excess of 35

Final average Salary (FAS) represents the average of the three highest years of earnings over a member's career for Groups A and B. Group C is based on the average of the five highest years of earnings over a member's career. Members who retire before meeting the age and years of service credit requirement for unreduced benefits receive a percentage reduction in the benefit amount. When a benefit recipient has received benefits for 12 months, an annual cost of living adjustment (COLA) is provided. This COLA is

**PIKE METROPOLITAN HOUSING AUTHORITY
NOTES TO THE BASIC FINANCIAL STATEMENTS
FOR THE YEAR ENDED DECEMBER 31, 2019**

NOTE 6: DEFINED BENEFIT PENSION PLAN (Continued)

Plan Description - Ohio Public Employees Retirement System (continued)

calculated on the base retirement benefit at the date of retirement and is not compounded. For those retiring prior to January 7, 2013, the COLA will continue to be a 3 percent simple annual COLA. For those retiring subsequent to January 7, 2013, beginning in calendar year 2019, the COLA will be based on the average percentage increase in the Consumer Price Index, capped at 3 percent.

Funding Policy – The Ohio Revised Code (ORC) provides statutory authority for member and employer contributions as follows:

	State and Local
2019 Statutory Maximum Contribution Rates	
Employer	14.0%
Employee *	10.0%
2019 Actual Contribution Rates	
Employer :	
Pension **	14.0%
Post-employment Health Care Benefits	0.0%
Total Employer	14.0%
Employee	10.0%

- * Member contributions within the combined plan are not used to fund the defined benefit retirement allowance.
- ** These pension and employer health care rates are for the traditional and combined plans. The employer contributions rate for the member-directed plan is allocated 4 percent for health care with the remainder going to pension.

The Authority’s contractually required contribution to OPERS was \$72,637 for fiscal year 2019 of which the entire amount was paid.

Pension Liabilities, Pension Expense, and Deferred Outflows of Resources and Deferred Inflows of Resources Related to Pensions

The net pension liability reported as of December 31, 2019 was measured as of December 31, 2018 for OPERS, and the total pension liability used to calculate the net pension liability was determined by an actuarial valuation as of that date. The Authority’s proportion of the net pension liability was based on the Authority’s share of contributions to the pension plan relative to the contribution of all participating entities. Following is information related to the proportionate share and pension expense:

**PIKE METROPOLITAN HOUSING AUTHORITY
NOTES TO THE BASIC FINANCIAL STATEMENTS
FOR THE YEAR ENDED DECEMBER 31, 2019**

NOTE 6: **DEFINED BENEFIT PENSION PLAN** (Continued)

Pension Liabilities, Pension Expense, and Deferred Outflows of Resources and Deferred Inflows of Resources Related to Pensions (Continued)

	OPERS Traditional
Proportion Share of the Net Pension Liability/Asset	\$ 1,092,780
Proportionate Share of the Net Pension Liability/Asset	
- Prior Measurement Date	0.0038890%
Proportionate Share of the Net Pension Liability	
- Current Measurement Date	0.0039900%
Change in Proportionate Share	0.0001010%
 Pension Expense	 \$ 252,447

At December 31, 2019, the Authority reported deferred outflows of resources and deferred inflows of resources related to pensions from the following sources:

Deferred Outflows of Resources:	PERS
Differences between expected and actual economic experience	\$589
Differences between projected and actual investment earnings	148,321
Changes of assumptions	95,129
Changes in proportion and differences between Authority contributions and proportionate share of contributions	11,971
Authority contributions subsequent to the measurement date	72,637
Total	\$328,647
 Deferred Inflows of Resources:	 PERS
Differences between expected and actual economic experience	\$14,349
Changes in proportion and differences between Authority contributions and proportionate share of contributions	2,761
Total	\$17,110

\$72,637 reported as deferred outflows of resources related to pension resulting from the Authority contributions subsequent to the measurement date will be recognized as a reduction of the net pension

**PIKE METROPOLITAN HOUSING AUTHORITY
NOTES TO THE BASIC FINANCIAL STATEMENTS
FOR THE YEAR ENDED DECEMBER 31, 2019**

NOTE 6: DEFINED BENEFIT PENSION PLAN (Continued)

Pension Liabilities, Pension Expense, and Deferred Outflows of Resources and Deferred Inflows of Resources Related to Pensions (Continued)

liability in the year ending December 31, 2020. Other amounts reported as deferred outflows of resources and deferred inflows of resources related to pension will be recognized in pension expense as follows:

Year Ending December 31st:		
	2020	\$ 102,867
	2021	53,294
	2022	13,759
	2023	68,980
	<u>\$</u>	<u>238,900</u>

Actuarial Assumptions - OPERS

Projections of benefits for financial-reporting purposes are based on the substantive plan (the plan as understood by the employers and plan members) and include the types of benefits provided at the time of each valuation. The total pension liability was determined by an actuarial valuation as of December 31, 2018, using the following actuarial assumptions and methods applied to all prior periods included in the measurement in accordance with the requirements of GASB 67:

Measurement and Valuation Date	December 31, 2018
Experience Study	5-Year Period Ended December 31, 2015
Actuarial Cost Method	Individual Entry Age
Wage Inflation	3.25 percent
Projected Salary increase	3.25 -10.75% (Traditional; 3.25% - 8.25% Combined)
Investment Rate of Return	7.20 percent
Cost-of-Living Adjustments	Pre-1/7/2013 Retirees: 3 percent simple Post-1/7/2013 Retirees: 3 percent simple through 2018, then 2.15% simple

Pre-retirement mortality rates are based on the RP-2014 Employees mortality table for males and females, adjusted for mortality improvement back to the observation period base year of 2006. The base year for males and females was then established to be 2015 and 2010, respectively. Post-retirement mortality rates are based on the RP-2014 Healthy Annuitant mortality table for males and females, adjusted for mortality improvement back to the observation period base year of 2006. The base year for males and females was then established to be 2015 and 2010, respectively. Post-retirement mortality rates for disabled retirees are based on the RP-2014 Disabled mortality table for males and females, adjusted for mortality improvement back to the observation period base year of 2006. The base year for males and females was then established to be 2015 and 2010, respectively. Mortality rates for a particular calendar year are determined by applying the MP-2015 mortality improvement scale to all of the above described tables.

**PIKE METROPOLITAN HOUSING AUTHORITY
NOTES TO THE BASIC FINANCIAL STATEMENTS
FOR THE YEAR ENDED DECEMBER 31, 2019**

NOTE 6: **DEFINED BENEFIT PENSION PLAN** (Continued)

Actuarial Assumptions – OPERS (Continued)

Discount Rate

The discount rate used to measure the total pension liability was 7.2% for the Traditional Pension Plan, Combined Plan and Member-Directed Plan. The projection of cash flows used to determine the discount rate assumed that contributions from plan members and those of the contributing employers are made at the contractually required rates, as actuarially determined. Based on those assumptions, the pension plan’s fiduciary net position was projected to be available to make all projected future benefit payments of current plan members. Therefore, the long-term expected rate of return on pension plan investments for the Traditional Pension Plan, Combined Plan and Member-Directed Plan was applied to all periods of projected benefit payments to determine the total pension liability.

The allocation of investment assets within the Defined Benefit portfolio is approved by the Board as outlined in the annual investment plan. Plan assets are managed on a total return basis with a long-term objective of achieving and maintaining a fully funded status for the benefits provided through the defined benefit pension plans. The following table displays the Board-approved asset allocation policy for 2018 and the long-term expected real rates of return.

<u>Asset Class</u>	<u>Target Allocation for 2018</u>	<u>Weighted Average Long-Term Expected Real Rate of Return (Arithmetic)</u>
Fixed Income	23.00 %	2.79 %
Domestic Equities	19.00 %	6.21 %
Real Estate	10.00 %	4.9 %
Private Equity	10.00 %	10.81 %
International Equities	20.00 %	7.83 %
Other investments	18.00 %	5.5 %
Total	<u>100.00 %</u>	

The long-term expected rate of return on defined benefit investment assets was determined using a building-block method in which best-estimate ranges of expected future real rates of return are developed for each major asset class. These ranges are combined to produce the long-term expected real rate of return by weighting the expected future real rates of return by the target asset allocation percentage, adjusted for inflation.

During 2018, OPERS managed investments in three investment portfolios: the Defined Benefit portfolio, the Health Care portfolio, and the Defined Contribution portfolio. The Defined Benefit portfolio contains the investment assets for the Traditional Pension Plan, the defined benefit component of the Combined Plan and the annuitized accounts of the Member-Directed Plan. Within the Defined Benefit portfolio, contributions into the plans are all recorded at the same time, and benefit payments all occur on the first of the month.

**PIKE METROPOLITAN HOUSING AUTHORITY
NOTES TO THE BASIC FINANCIAL STATEMENTS
FOR THE YEAR ENDED DECEMBER 31, 2019**

NOTE 6: **DEFINED BENEFIT PENSION PLAN** (Continued)

Discount Rate (continued)

Accordingly, the money-weighted rate of return is considered to be the same for all plans within the portfolio. The annual money-weighted rate of return expressing investment performance, net of investment expenses and adjusted for the changing amounts actually invested, for the Defined Benefit portfolio was a loss of 2.94% for 2018.

Sensitivity of The Authority’s Proportionate Share of the Net Pension Liability to Changes in the Discount Rate

The following table presents the Authority proportionate share of the net pension liability calculated using the current period discount rate assumption of 7.2 percent, as well as what the Authority’s proportionate share of the net pension liability would be if it were calculated using a discount rate that is one-percentage-point lower (6.2 percent) or one-percentage-point higher (8.2 percent) than the current rate:

	1% Decrease (6.20%)	Current Discount Rate (7.20%)	1% Increase (8.20%)
Authority's proportionate share of the net pension liability/(asset)	\$ 1,614,354	\$ 1,092,780	\$ 659,348

NOTE 7: **DEFINED BENEFIT OPEB PLAN**

Net Other Postemployment Benefits (OPEB) Liability

The net OPEB liability represents the Authority’s proportionate share of each OPEB plan’s collective actuarial present value of projected benefit payments attributable to past periods of service, net of each OPEB plan’s fiduciary net position. The net OPEB liability calculation is dependent on critical long-term variables, including estimated average life expectancies, earnings on investments, cost of living adjustments and others. While these estimates use the best information available, unknowable future events require adjusting these estimates annually.

Ohio Revised Code limits the Authority’s obligation for this liability to annually required payments. The Authority cannot control benefit terms or the manner in which OPEB are financed; however, the Authority does receive the benefit of employees’ services in exchange for compensation including OPEB.

GASB 75 assumes the liability is solely the obligation of the employer, because they benefit from employee services. OPEB contributions come from these employers and health care plan enrollees which pay a portion of the health care costs in the form of a monthly premium. The Ohio revised Code permits but does not require the retirement systems to provide healthcare to eligible benefit recipients. Any change to benefits or funding could significantly affect the net OPEB liability.

**PIKE METROPOLITAN HOUSING AUTHORITY
NOTES TO THE BASIC FINANCIAL STATEMENTS
FOR THE YEAR ENDED DECEMBER 31, 2019**

NOTE 7: DEFINED BENEFIT OPEB PLAN (Continued)

Net Other Postemployment Benefits (OPEB) Liability (Continued)

Resulting adjustments to the net OPEB liability would be effective when the changes are legally enforceable. The retirement systems may allocate a portion of the employer contributions to provide for these OPEB benefits. The proportionate share of each plan's unfunded benefits is presented as a long-term net OPEB liability on the accrual basis of accounting.

Ohio Public Employees Retirement System

Plan Description – The Ohio Public Employees Retirement System (OPERS) administers three separate pension plans: the traditional pension plan, a cost-sharing, multiple-employer defined benefit pension plan; the member-directed plan, a defined contribution plan; and the combined plan, a cost-sharing, multiple-employer defined benefit pension plan that has elements of both a defined benefit and defined contribution plan.

OPERS maintains a cost-sharing, multiple-employer defined benefit post-employment health care trust, which funds multiple health care plans including medical coverage, prescription drug coverage and deposits to a Health Reimbursement Arrangement to qualifying benefit recipients of both the traditional pension and the combined plans. This trust is also used to fund health care for member-directed plan participants, in the form of a Retiree Medical Account (RMA). At retirement or refund, member NOTE directed plan participants may be eligible for reimbursement of qualified medical expenses from their vested RMA balance.

In order to qualify for postemployment health care coverage, age and service retirees under the traditional pension and combined plans must have twenty or more years of qualifying Ohio service credit. Health care coverage for disability benefit recipients and qualified survivor benefit recipients is available. The health care coverage provided by OPERS meets the definition of an Other Post Employment Benefit (OPEB) as described in GASB Statement 75. See OPERS' CAFR referenced below for additional information.

The Ohio Revised Code permits but does not require OPERS to provide health care to its eligible benefit recipients. Authority to establish and amend health care coverage is provided to the Board in Chapter 145 of the Ohio Revised Code.

Disclosures for the health care plan are presented separately in the OPERS financial report. Interested parties may obtain a copy by visiting <https://www.opers.org/financial/reports.shtml>, by writing to OPERS, 277 East Town Street, Columbus, Ohio 43215-4642, or by calling (614) 222-5601 or 800-222-7377.

**PIKE METROPOLITAN HOUSING AUTHORITY
NOTES TO THE BASIC FINANCIAL STATEMENTS
FOR THE YEAR ENDED DECEMBER 31, 2019**

NOTE 7: **DEFINED BENEFIT OPEB PLAN** (Continued)

Ohio Public Employees Retirement System (continued)

Funding Policy – The Ohio Revised Code provides the statutory authority requiring public employers to fund postemployment health care through their contributions to OPERS. A portion of each employer’s contribution to OPERS is set aside to fund OPERS health care plans.

Employer contribution rates are expressed as a percentage of the earnable salary of active members. In 2019, state and local employers contributed at a rate of 14.0 percent of earnable salary and public safety and law enforcement employers contributed at 18.1 percent. These are the maximum employer contribution rates permitted by the Ohio Revised Code. Active member contributions do not fund health care.

Each year, the OPERS Board determines the portion of the employer contribution rate that will be set aside to fund health care plans. For 2019, OPERS did not allocate any employer contribution to health care for members in the Traditional Pension Plan and Combined Plan. The OPERS Board is also authorized to establish rules for the retiree or their surviving beneficiaries to pay a portion of the health care provided. Payment amounts vary depending on the number of covered dependents and the coverage selected. The employer contribution as a percentage of covered payroll deposited into the RMA for participants in the Member-Directed Plan for 2019 was 4.0 percent.

The Authority’s contractually required contribution for health care for the fiscal year ended December 31, 2019 was \$0.

This space intentionally left blank.

**PIKE METROPOLITAN HOUSING AUTHORITY
NOTES TO THE BASIC FINANCIAL STATEMENTS
FOR THE YEAR ENDED DECEMBER 31, 2019**

NOTE 7: DEFINED BENEFIT OPEB PLAN (Continued)

Net Other Post Employment Benefit (OPEB) Liability, OPEB Expense, and Deferred Outflows of Resources and Deferred Inflows of Resources Related to OPEB Liability

The net OPEB liability and total OPEB liability for OPERS were determined by an actuarial valuation as of December 31, 2017, rolled forward to the measurement date of December 31, 2018, by incorporating the expected value of health care cost accruals, the actual health care payment, and interest accruals during the year. for the defined benefit health care plans. In accordance with GASB Statement No. 75 (GASB 75), Accounting and Financial Reporting for Postemployment Benefits Other Than Pensions, the Member-Directed Plan health care is a defined benefit health care plan, although the pension plan is defined contribution. Interest of 4% is credited to member accounts as long as the Health Care portfolio earns a positive return. The Authority's proportion of the net OPEB liability was based on the Authority's share of contributions to the retirement plan relative to the contributions of all participating entities. Following is information related to the proportionate share and OPEB expense:

	PERS
Proportion Share of the Net OPEB Liability/Asset	\$ 484,479
Proportionate Share of the Net OPEB Liability/Asset - Prior Measurement Date	0.0036300%
Proportionate Share of the Net OPEB Liability/Asset - Current Measurement Date	0.0037160%
Change in Proportionate Share	0.0000860%
 Pension Expense	 \$ 45,029

At December 31, 2019, the Authority reported deferred outflows of resources and deferred inflows of resources related to OPEB from the following sources:

	PERS
Deferred Outflows of Resources:	
Net difference between projected and actual economic experience	\$ 164
Net difference between projected and actual investment earnings	22,211
Changes of assumptions	15,620
Changes in proportion	15,625
	\$ 53,620
 Deferred Inflows of Resources:	 PERS
Net difference between projected and actual economic experience	\$ 1,315
Changes in proportion	11,502
	\$ 12,817

**PIKE METROPOLITAN HOUSING AUTHORITY
 NOTES TO THE BASIC FINANCIAL STATEMENTS
 FOR THE YEAR ENDED DECEMBER 31, 2019**

NOTE 7: DEFINED BENEFIT OPEB PLAN (Continued)

Net Other Post Employment Benefit (OPEB) Liability, OPEB Expense, and Deferred Outflows of Resources and Deferred Inflows of Resources Related to OPEB Liability (Continued)

There were no deferred outflows of resources related to OPEB resulting from Authority contributions subsequent to the measurement date since none were made subsequent to the measurement date.

Amounts reported as deferred outflows of resources and deferred inflows of resources related to OPEB will be recognized in OPEB expense as follows:

Year Ending December 31st:		
	2020 \$	18,489
	2021	7,373
	2022	3,751
	2023	11,190
	\$	40,803

Actuarial Assumptions – OPERS

Actuarial valuations of an ongoing plan involve estimates of the value of reported amounts and assumptions about the probability of occurrence of events far into the future. Examples include assumptions about future employment, mortality, and cost trends. Actuarially determined amounts are subject to continual review or modification as actual results are compared with past expectations and new estimates are made about the future.

Projections of health care costs for financial reporting purposes are based on the substantive plan and include the types of coverage provided at the time of each valuation and the historical pattern of sharing of costs between the System and plan members. The total OPEB liability was determined by an actuarial valuation as of December 31, 2017, rolled forward to the measurement date of December 31, 2018. The actuarial valuation used the following actuarial assumptions applied to all prior periods included in the measurement in accordance with the requirements of GASB 74:

Wage Inflation	3.25 percent
Projected Salary Increase, Including inflation	3.25 to 10.75 percent including inflation
Single Discount Rate:	
Current measurement date	3.96 percent
Prior measurement date	3.85 percent
Investment Rate of Return	6.00 percent
Municipal Bond Rate	3.71 percent
Health Care Cost Trend Rate	10.0 percent, initial 3.25 percent, ultimate in 2029
Actuarial Cost Method	Individual Entry Age

**PIKE METROPOLITAN HOUSING AUTHORITY
NOTES TO THE BASIC FINANCIAL STATEMENTS
FOR THE YEAR ENDED DECEMBER 31, 2019**

NOTE 7: DEFINED BENEFIT OPEB PLAN (continued)

Actuarial Assumptions – OPERS (continued)

Pre-retirement mortality rates are based on the RP-2014 Employees mortality table for males and females, adjusted for mortality improvement back to the observation period base year of 2006. The base year for males and females was then established to be 2015 and 2010, respectively. Post-retirement mortality rates are based on the RP-2014 Healthy Annuitant mortality table for males and females, adjusted for mortality improvement back to the observation period base year of 2006. The base year for males and females was then established to be 2015 and 2010, respectively. Post-retirement mortality rates for disabled retirees are based on the RP-2014 Disabled mortality table for males and females, adjusted for mortality improvement back to the observation period base year of 2006. The base year for males and females was then established to be 2015 and 2010, respectively. Mortality rates for a particular calendar year are determined by applying the MP-2015 mortality improvement scale to all of the above described tables.

The allocation of investment assets within the Health Care portfolio is approved by the Board as outlined in the annual investment plan. Assets are managed on a total return basis with a long-term objective of continuing to offer a sustainable health care program for current and future retirees. The System’s primary goal is to achieve and maintain a fully funded status for benefits provided through the defined pension plans. Health care is a discretionary benefit. The table below displays the Board-approved asset allocation policy for 2018 and the long-term expected real rates of return:

<u>Asset Class</u>	<u>Target Allocation for 2018</u>	<u>Weighted Average Long-Term Expected Real Rate of Return (Arithmetic)</u>
Fixed Income	34.00 %	2.42 %
Domestic Equities	21.00 %	6.21 %
REITs	6.00 %	5.98 %
International Equities	22.00 %	7.83 %
Other investments	17.00 %	5.57 %
Total	100.00 %	

The long-term expected rate of return on health care investment assets was determined using a building-block method in which best-estimate ranges of expected future real rates of return are developed for each major asset class. These ranges are combined to produce the long-term expected real rate of return by weighting the expected future real rates of return by the target asset allocation percentage, adjusted for inflation.

During 2018, OPERS managed investments in three investment portfolios: the Defined Benefit portfolio, the Health Care portfolio and the Defined Contribution portfolio. The Health Care portfolio includes the assets for health care expenses for the Traditional Pension Plan, Combined Plan and Member-Directed Plan eligible members. Within the Health Care portfolio, contributions into the plans are assumed to be received continuously throughout the year based on the actual payroll payable

**PIKE METROPOLITAN HOUSING AUTHORITY
NOTES TO THE BASIC FINANCIAL STATEMENTS
FOR THE YEAR ENDED DECEMBER 31, 2019**

NOTE 7: DEFINED BENEFIT OPEB PLAN (continued)

Actuarial Assumptions – OPERS (continued)

at the time contributions are made, and health care-related payments are assumed to occur mid-year. Accordingly, the money-weighted rate of return is considered to be the same for all plans within the portfolio. The annual money-weighted rate of return expressing investment performance, net of investment expenses and adjusted for the changing amounts actually invested, for the Health Care portfolio was a loss of 5.6% for 2018.

Discount Rate

A single discount rate of 3.96% was used to measure the OPEB liability on the measurement date of December 31, 2018. Projected benefit payments are required to be discounted to their actuarial present value using a single discount rate that reflects (1) a long-term expected rate of return on OPEB plan investments (to the extent that the health care fiduciary net position is projected to be sufficient to pay benefits), and (2) tax-exempt municipal bond rate based on an index of 20-year general obligation bonds with an average AA credit rating as of the measurement date (to the extent that the contributions for use with the long-term expected rate are not met). This single discount rate was based on an expected rate of return on the health care investment portfolio of 6.00% and a municipal bond rate of 3.71%. The projection of cash flows used to determine this single discount rate assumed that employer contributions will be made at rates equal to the actuarially determined contribution rate. Based on these assumptions, the health care fiduciary net position and future contributions were sufficient to finance health care costs through 2031. As a result, the long-term expected rate of return on health care investments was applied to projected costs through the year 2031, and the municipal bond rate was applied to all health care costs after that date.

Sensitivity of the Authority’s Proportionate Share of the Net OPEB Liability to Changes in the Discount Rate and Changes in the Health Care Cost Trend Rates

The net OPEB liability is sensitive to changes in the discount rate and the health care cost trend rate. The following table presents the OPEB liability calculated using the single discount rate of 3.96%, and the expected net OPEB liability if it were calculated using a discount rate that is 1.0% lower or 1.0% higher than the current rate.

	1% Decrease (2.96%)	Current Discount Rate (3.96%)	1% Increase (4.96%)
Authority's proportionate share of the net OPEB liability/(asset)	\$ 619,829	\$ 484,479	\$ 376,840

**PIKE METROPOLITAN HOUSING AUTHORITY
NOTES TO THE BASIC FINANCIAL STATEMENTS
FOR THE YEAR ENDED DECEMBER 31, 2019**

NOTE 7: DEFINED BENEFIT OPEB PLAN (continued)

Sensitivity of the Authority's Proportionate Share of the Net OPEB Liability to Changes in the Discount Rate and Changes in the Health Care Cost Trend Rates (continued)

Retiree health care valuations use a health care cost-trend assumption that changes over several years built into the assumption. The near-term rates reflect increases in the current cost of health care; the trend starting in 2019 is 10.00%. If this trend continues for future years, the projection indicates that years from now virtually all expenditures will be for health care. A more reasonable alternative is that in the not-too-distant future, the health plan cost trend will decrease to a level at, or near, wage inflation. On this basis, the actuaries project premium rate increases will continue to exceed wage inflation for approximately the next decade, but by less each year, until leveling off at an ultimate rate, assumed to be 3.25% in the most recent valuation.

	1% Decrease	Current Health Care Cost Trend Rate Assumption	1% Increase
Authority's proportionate share of the net OPEB liability/(asset)	\$ 465,689	\$ 484,479	\$ 506,119

NOTE 8: COMPENSATED ABSENCES

Vacation and sick leave policies are established by the Board of Commissioners based on local and state laws.

All permanent employees will earn 15 days sick leave per year of service. Unused sick leave may be accumulated without limit. At the time of separation, employees receive payment for up to sixty (60) days of unused sick leave. All permanent employees will earn vacation hours accumulated based on length of service. Vacation shall not be accrued for a period longer than two (2) years. Any vacation accrued in excess of two (2) years shall be forfeited.

At December 31, 2019, based on the vesting method, \$102,272 was accrued by the Authority for unused vacation and sick time. The current portion is \$47,582 and the long-term portion is \$54,690.

This space intentionally left blank.

PIKE METROPOLITAN HOUSING AUTHORITY
NOTES TO THE BASIC FINANCIAL STATEMENTS
YEAR ENDED DECEMBER 31, 2019

NOTE 9: INSURANCE

The Authority is exposed to various risks of loss related to torts; theft of, damage to and destruction of assets; errors and omissions; injuries to employees; and natural disasters. The Authority participates in the State Housing Authorities Risk Pool (SHARP), a public entity risk plan that operates as a common risk management and insurance program for housing authorities. The Authority pays insurance premiums directly to SHARP. Premiums are paid monthly. The Authority also pays unemployment claims to the State of Ohio as incurred. The Authority continues to carry commercial insurance for other risks of loss. There has been no significant reduction in insurance coverage from coverage in the prior year. In addition, settled claims resulting from these risks have not exceeded commercial insurance coverage in any of the past three fiscal years.

Additionally, Workers' Compensation insurance is maintained through the State of Ohio Bureau of Workers' Compensation, in which rates are calculated retrospectively. The Authority is also fully insured through a premium payment plan with Aetna Health, Inc. for employee health care benefits. Settled claims have not exceeded the Authority's insurance in any of the past three years.

NOTE 10: LONG-TERM DEBT

Change in long-term liabilities:

	Balance 12/31/2018	Additions	Deletions	Balance 12/31/2019	Amount Due In One Year
Compensated Absences	\$ 102,367	-	(95)	\$ 102,272	\$ 47,582
Long-Term Debt	3,326,386	490,183	(240,093)	3,576,476	228,860
Net Pension Liability	610,109	482,671	-	1,092,780	-
Net Pension Liability	394,191	90,288	-	484,479	-
Total	\$ 4,433,053	\$ 1,063,142	\$ (240,188)	\$ 5,256,007	\$ 276,442

The long-term debt is detailed below:

	Original Loan Amount	Range of Maturity Date	Interest Rate	Life of Loan	Balance 12/31/2019	Current Portion
Repayable Debt						
<u>Ohio Valley Bank:</u>						
-412 Market St.	\$ 41,140	2005-2024	6.25%	20 Yrs.	\$ 15,051	\$ 2,772
-236 St. Mary's	\$ 55,009	2005-2025	7.25%	20 Yrs.	\$ 23,772	\$ 3,637
-83 Circleview	\$ 50,000	2010-2025	5.75%	15 Yrs.	\$ 23,823	\$ 3,716
-228 St. Mary's	\$ 46,206	2012-2027	5.63%	15 Yrs.	\$ 26,960	\$ 3,235
-421 Market, Maint. Building, 102 Sunrise	\$ 530,000	2014-2024	5.00%	10 Yrs.	\$ 271,387	\$ 55,143
-Hilltop	\$ 35,610	2014-2030	4.38%	15 Yrs.	\$ 82,083	\$ 1,363
-Dean St.	\$ 56,000	2018-2032	4.75%	15 Yrs.	\$ 50,413	\$ 2,828
-393 Circleview	\$ 25,000	2018-2033	4.75%	15 Yrs.	\$ 21,659	\$ 1,263
-507 Rose Drive	\$ 60,000	2018-2033	5.25%	15 Yrs.	\$ 55,446	\$ 2,949
					\$ 570,594	\$ 76,906
					\$ 570,594	\$ 76,906

PIKE METROPOLITAN HOUSING AUTHORITY
NOTES TO THE BASIC FINANCIAL STATEMENTS
YEAR ENDED DECEMBER 31, 2019

NOTE 10: LONG-TERM DEBT (continued)

	Original Loan Amount	Range of Maturity Date	Interest Rate	Life of Loan	Balance 12/31/2019	Current Portion
Forgivable Debt						
<u>U.S. Department of Agriculture</u>						
-Emmitt Station	\$ 1,146,858	2005-2036	5.375%	30 Yrs.	\$ 1,050,500	\$ 9,975
-Emmitt Station	\$ 350,000	2006-2036	5.375%	30 Yrs.	\$ 324,999	\$ 2,854
<u>DODD Community Capital Assistance Program:</u>						
-77 Circleview Drive	\$ 38,200	2018-2032	0%	15 Yrs.	\$ 30,772	\$ 2,547
- 83 Circleview	\$ 118,889	2010-2025	0%	15 Yrs.	\$ 44,914	\$ 7,926
- 83 Circleview	\$ 14,997	2010-2025	0%	15 Yrs.	\$ 5,665	\$ 1,000
-102 Sunrise	\$ 3,961	2009-2024	0%	15 Yrs.	\$ 1,188	\$ 264
-102 Sunrise	\$ 20,832	2009-2024	0%	15 Yrs.	\$ 6,481	\$ 1,389
-102 Sunrise	\$ 5,000	2018-2032	0%	15 Yrs.	\$ 4,139	\$ 333
-107 Commercial	\$ 3,285	2004-2019	0%	15 Yrs.	\$ -	\$ -
-107 Commercial	\$ 34,727	2012-2027	0%	15 Yrs.	\$ 18,135	\$ 2,315
-210 St. Ann's Lane	\$ 31,303	2019-2034	0%	15 Yrs.	\$ 31,129	\$ 2,087
-212 St. Ann's Lane	\$ 4,560	2009-2024	0%	15 Yrs.	\$ -	\$ -
-221 St. Ann's Lane	\$ 8,911	2009-2024	0%	15 Yrs.	\$ 2,723	\$ 594
-228 St. Mary's	\$ 9,918	2012-2027	0%	15 Yrs.	\$ 5,124	\$ 661
-228 St. Mary's	\$ 22,441	2018-2032	0%	15 Yrs.	\$ 19,948	\$ 1,496
-337 Arlington	\$ 27,300	2013-2028	0%	15 Yrs.	\$ 15,167	\$ 1,820
-337 Arlington	\$ 49,640	2018-2032	0%	15 Yrs.	\$ 45,504	\$ 3,309
-393 Circleview Drive	\$ 95,000	2018-2032	0%	15 Yrs.	\$ 76,528	\$ 6,333
-412 Market	\$ 48,600	2005-2020	0%	15 Yrs.	\$ 2,160	\$ 2,160
-412 Market	\$ 32,600	2018-2032	0%	15 Yrs.	\$ 26,986	\$ 2,173
-419 Dean Street	\$ 106,000	2018-2032	0%	15 Yrs.	\$ 90,100	\$ 7,067
-421 Market	\$ 96,400	2013-2028	0%	15 Yrs.	\$ 50,877	\$ 6,427
-507 Rose Dr	\$ 29,000	2018-2032	0%	15 Yrs.	\$ 26,745	\$ 1,933
-507 Rose Dr	\$ 114,000	2018-2032	0%	15 Yrs.	\$ 98,800	\$ 7,600
-510 Rose Drive	\$ 91,612	2008-2023	0%	15 Yrs.	\$ 19,340	\$ 6,107
-510 Rose Drive	\$ 20,950	2013-2028	0%	15 Yrs.	\$ 11,173	\$ 1,397
-513 Rose Drive	\$ 90,100	2019-2034	0%	15 Yrs.	\$ 88,098	\$ 6,007
-514 Carroll	\$ 72,750	2012-2027	0%	15 Yrs.	\$ 36,779	\$ 4,850
-514 Carroll	\$ 25,950	2013-2028	0%	15 Yrs.	\$ 14,417	\$ 1,730
-514 Carroll	\$ 25,450	2013-2028	0%	15 Yrs.	\$ 14,139	\$ 1,697
-514 Carroll	\$ 10,000	2015-2030	0%	15 Yrs.	\$ 6,944	\$ 667
-514 Carroll	\$ 20,000	2015-2030	0%	15 Yrs.	\$ 13,889	\$ 1,333
-519 Carroll	\$ 94,500	2019-2034	0%	15 Yrs.	\$ 91,875	\$ 6,300
-1171 St. Rt 552	\$ 45,900	2019-2034	0%	15 Yrs.	\$ 43,095	\$ 3,060
-2612 Shyville	\$ 117,000	2019-2034	0%	15 Yrs.	\$ 112,450	\$ 7,800
-2622 Shyville	\$ 6,800	2019-2034	0%	15 Yrs.	\$ 6,687	\$ 453
-2612 Shyville	\$ 104,580	2019-2034	0%	15 Yrs.	\$ 102,837	\$ 6,972

**PIKE METROPOLITAN HOUSING AUTHORITY
NOTES TO THE BASIC FINANCIAL STATEMENTS
YEAR ENDED DECEMBER 31, 2019**

NOTE 10: LONG-TERM DEBT (continued)

	Original Loan Amount	Range of Maturity Date	Interest Rate	Life of Loan	Balance 12/31/2019	Current Portion
Forgivable Debt (continued)						
<u>County NSP:</u>						
-214 Grandview	\$ 204,751	2010-2029	0%	20 Yrs.	\$ 112,613	\$ 10,238
-146 Valleyview	\$ 103,270	2012-2027	0%	20 Yrs.	\$ 61,962	\$ 5,163
<u>Gallia-Meigs NSP:</u>						
-603 Church	\$ 185,000	2011-2030	0%	20 Yrs.	\$ 111,000	\$ 9,250
Mental Health- Hilltop	\$ 200,000	2016-2046	0%	30 Yrs.	\$ 180,000	\$ 6,667
					Total Forgivable Debt:	\$ 151,954
					Total Debt:	\$ 228,860

The following is a summary of the Authority's future debt service requirements for debt payable as of December 31, 2019:

For the Year Ended December 31st:	Principal Repayment	Interest Repayment	Total Payments	Debt Forgiveness
2020	\$ 76,906	\$ 53,782	\$ 130,688	\$ 151,954
2021	80,966	48,337	129,303	150,501
2022	85,304	43,254	128,558	151,246
2023	89,709	38,061	127,770	146,943
2024	56,026	33,050	89,076	145,913
2025-2029	79,011	134,027	213,038	654,858
2030-2034	102,672	75,918	178,590	436,643
2035-2039	-	17,317	17,317	1,121,155
2040-2044	-	-	-	33,335
Thereafter	-	-	-	13,334
	\$ 570,594	\$ 443,746	\$ 1,014,340	\$ 3,005,882

PIKE METROPOLITAN HOUSING AUTHORITY
NOTES TO THE BASIC FINANCIAL STATEMENTS
YEAR ENDED DECEMBER 31, 2019

NOTE 11: CONDUIT DEBT

In February 2016, the Authority entered into a Housing Development Assistance Program (HDAP) Funding Agreement with the Ohio Housing Finance Agency (OHFA) and Waverly Manor Apartments, LLC (the owner). Under the agreement OHFA agreed to make a HDAP loan from the Low-and Moderate-Income Housing Trust Fund to Pike MHA in the amount of \$350,000 to facilitate the acquisition and rehabilitation of Waverly Manor (the project), a 33 unit family rental development in the Village of Waverly, Pike County, in conjunction with an award of Low Income Housing Tax Credits to the project. Pursuant to the HDAP loan agreement, Pike MHA entered into a Cognovit Promissory Note with the owner in the same amount to convey the funding to facilitate the development of the project. Repayment of any amounts by the owner are subject to cash flows realized by the project, and any such payments are to be made directly to OHFA. Pike MHA is only obligated to repay the HDAP loan to the extent that the project is obligated to make payments on its Cognovit Promissory Note with the Authority. Accordingly, the debt is not reported as a liability and the note receivable is not reported as an asset in the accompanying financial statements.

In May 2018, the Authority entered into a Housing Development Assistance Program (HDAP) Funding Agreement with the Ohio Housing Finance Agency (OHFA) and Quinn Court, LLC (the owner). Under the agreement OHFA agreed to make a HDAP loan from the Low-and Moderate-Income Housing Trust Fund to Pike MHA in the amount of \$300,000 to facilitate the acquisition and rehabilitation of Quinn Court (the project), a 32 unit senior rental development in the City of Chillicothe, Ross County, in conjunction with an award of Low Income Housing Tax Credits to the project. Pursuant to the HDAP loan agreement, Pike MHA entered into a Cognovit Promissory Note with the owner in the same amount to convey the funding to facilitate the development of the project. Repayment of any amounts by the owner are subject to cash flows realized by the project, and any such payments are to be made directly to OHFA. Pike MHA is only obligated to repay the HDAP loan to the extent that the project is obligated to make payments on its Cognovit Promissory Note with the Authority. Accordingly, the debt is not reported as a liability and the note receivable is not reported as an asset in the accompanying financial statements.

In November 2017, the Authority entered into a Housing Development Assistance Program (HDAP) Funding Agreement with the Ohio Housing Finance Agency (OHFA) and Vansant Commons L.P. Apartments (the owner). Under the agreement OHFA agreed to make a HDAP loan from the Low-and Moderate-Income Housing Trust Fund to Pike MHA in the amount of \$1,267,800 to facilitate the acquisition and rehabilitation of Vansant Commons L.P. (the project), a 97 unit affordable housing community in the Village of Piketon, Pike County, in conjunction with an award of Low Income Housing Tax Credits to the project. Pursuant to the HDAP loan agreement, Pike MHA entered into a Cognovit Promissory Note with the owner in the same amount to convey the funding to facilitate the development of the project. Repayment of any amounts by the owner are subject to cash flows realized by the project, and any such payments are to be made directly to OHFA. Pike MHA is only obligated to repay the HDAP loan to the extent that the project is obligated to make payments on its Cognovit Promissory Note with the Authority. Accordingly, the debt is not reported as a liability and the note receivable is not reported as an asset in the accompanying financial statements.

**PIKE METROPOLITAN HOUSING AUTHORITY
NOTES TO THE BASIC FINANCIAL STATEMENTS
YEAR ENDED DECEMBER 31, 2019**

NOTE 12: CONTINGENCIES

The Authority is party to various legal proceedings which seek damages or injunctive relief generally incidental to its operations and pending projects. The Authority’s management is of the opinion that the ultimate disposition of various claims and legal proceedings will not have a material effect, if any, on the financial condition of the Authority.

The Authority has received several Federal and state grants for specific purposes which are subject to review and audit by the grantor agencies. Such audits could lead to requests for reimbursements to grantor agencies for expenditures disallowed under the terms of the grant. Based upon prior experience, management believes such disallowances, if any, will be immaterial.

NOTE 13: NEW ACCOUNTING PRINCIPLES AND RESTATEMENT OF BALANCES

For the fiscal year ended December 31, 2019, the Authority has implemented Governmental Accounting Standards Board (GASB) Statement No. 83, *Certain Asset Retirement Obligations* and Statement No. 88, *Certain Disclosures Related to Debt, including Direct Borrowings and Direct Placements*.

GASB Statement No. 83 establishes criteria for determining the timing and pattern of recognition of a liability and a corresponding deferred outflow of resources for certain asset retirement obligations (AROs). The implementation of GASB Statement No. 83 did not have an effect on the financial statements of the Authority.

GASB Statement No. 88 establishes criteria to improve the information that is disclosed in notes to government financial statements related to debt, including direct borrowings and direct placements. It also clarifies which liabilities governments should include when disclosing information related to debt. The implementation of GASB Statement No. 88 did not have an effect on the financial statements of the Authority.

In the previous year a correction of error was omitted from the financial statements. The error was detected during the current fiscal year and corrected. Net position has been adjusted accordingly.

Net position, January 1, 2018-As previously stated	\$ 1,553,462
Correction of error	305
Net position, January 1, 2018 -As restated	<u>\$ 1,553,767</u>

NOTE 14: RELATED PARTY TRANSACTIONS

The Authority provides management services for Vansant Commons, Limited Partnership and Shyville Senior Limited Partnership. These entities are considered affiliates of the Authority; however, the Authority owns an insignificant part of these affiliates (less than 1%). The revenues received from Vansant Commons, Limited Partnership and Shyville Senior Limited Partnership amounted to \$247,526 and \$107,563, respectively, during fiscal year 2019.

**PIKE METROPOLITAN HOUSING AUTHORITY
NOTES TO THE BASIC FINANCIAL STATEMENTS
YEAR ENDED DECEMBER 31, 2019**

NOTE 15: SUBSEQUENT EVENTS

In preparing these financial statements, the Organization has evaluated events and transactions for potential recognition or disclosure through July 27, 2020, the date the financial statements were available to be issued.

Coronavirus Pandemic

In December 2019, an outbreak of a novel strain of coronavirus (COVID-19) originated in Wuhan, China and has since spread to other countries, including the U.S. On March 11, 2020, the World Health Organization characterized COVID-19 as a pandemic. In addition, multiple jurisdictions in the U.S. have declared a state of emergency. It is anticipated that these impacts will continue for some time. There has been no immediate impact to the Project's operations. Future potential impacts may include disruptions or restrictions on employees' ability to work or the tenant's ability to pay the required monthly rent. Operating functions that may be changed include intake, recertifications and maintenance. Changes to the operating environment may increase operating costs. The future effects of these issues are unknown.

This page intentionally left blank.

Required Supplementary Information

**PIKE METROPOLITAN HOUSING AUTHORITY
REQUIRED SUPPLEMENTARY INFORMATION
SCHEDULE OF THE AUTHORITY'S PROPORTIONATE SHARE OF THE
NET PENSION LIABILITY
OHIO PUBLIC EMPLOYEES RETIREMENT SYSTEM
LAST SIX FISCAL YEARS (1)**

	<u>2018</u>	<u>2017</u>	<u>2016</u>	<u>2015</u>	<u>2014</u>	<u>2013</u>
Total plan pension liability	\$ 108,264,577,647	\$ 102,273,912,351	\$ 99,817,932,954	\$ 91,534,580,978	\$ 89,017,348,266	\$ 86,407,229,435
Plan net position	<u>80,876,605,054</u>	<u>86,585,851,024</u>	<u>77,109,633,485</u>	<u>74,213,320,352</u>	<u>76,956,230,642</u>	<u>74,618,532,269</u>
Net pension liability	\$ 27,387,972,593	\$ 15,688,061,327	\$ 22,708,299,469	\$ 17,321,260,626	\$ 12,061,117,624	\$ 11,788,697,166
Authority's Proportion of the Net Pension Liability	0.003990%	0.003889%	0.003943%	0.003823%	0.003634%	0.003634%
Authority's Proportionate Share of the Net Pension Liability	\$ 1,092,780	\$ 610,109	\$ 895,388	\$ 662,191	\$ 438,300	\$ 428,401
Authority's Covered-Employee Payroll	\$ 594,923	\$ 513,971	\$ 509,675	\$ 475,792	\$ 445,575	\$ 434,326
Authority's Proportionate Share of the Net Pension Liability as a Percentage of its Covered Employee Payroll	183.68%	118.70%	175.68%	139.18%	94.60%	80.50%
Plan Fiduciary Net Position as a Percentage of the Total Pension Liability	74.70%	84.66%	77.25%	81.10%	86.50%	86.40%

(1)- Information prior to 2013 is not available

Amounts presented as of the Authority's measurement date, which is the prior fiscal year.

**PIKE METROPOLITAN HOUSING AUTHORITY
REQUIRED SUPPLEMENTARY INFORMATION
SCHEDULE OF THE AUTHORITY'S CONTRIBUTIONS
OHIO PUBLIC EMPLOYEES RETIREMENT SYSTEM
LAST SEVEN FISCAL YEARS (1)**

	<u>2019</u>	<u>2018</u>	<u>2017</u>	<u>2016</u>	<u>2015</u>	<u>2014</u>	<u>2013</u>
Contractually Required Contributions	\$ 72,637	\$ 77,340	\$ 61,677	\$ 61,161	\$ 57,095	\$ 53,469	\$ 56,465
Contributions in Relation to the Contractually Required Contribution	<u>(72,637)</u>	<u>(77,340)</u>	<u>(61,677)</u>	<u>(61,161)</u>	<u>(57,095)</u>	<u>(53,469)</u>	<u>(56,465)</u>
Contribution Deficiency/(Excess)	<u>-</u>	<u>-</u>	<u>-</u>	<u>-</u>	<u>-</u>	<u>-</u>	<u>-</u>
Authority's Covered-Employee Payroll	\$ 518,836	\$ 594,923	\$ 513,971	\$ 509,675	\$ 475,792	\$ 445,575	\$ 434,346
Pension Contributions as a Percentage of Covered-Employee Payroll	14.00%	13.00%	12.00%	12.00%	12.00%	12.00%	13.00%

(1)- Information prior to 2013 is not available

Notes to Required Supplementary Information - Pension

Changes to Benefit Terms: There were no changes in benefit terms affecting the OPERS plan for the year ended December 31, 2018.

Changes of Assumptions (OPERS): During the plan year ended December 31, 2016, there were changes to assumptions for OPERS. The investment rate of return decreased from 7.5 percent to 7.2 percent

**PIKE METROPOLITAN HOUSING AUTHORITY
REQUIRED SUPPLEMENTARY INFORMATION
SCHEDULE OF THE AUTHORITY'S PROPORTIONATE
SHARE OF THE NET OPEB LIABILITY
OHIO PUBLIC EMPLOYEES RETIREMENT SYSTEM
LAST THREE FISCAL YEARS (1)**

	<u>2018</u>	<u>2017</u>	<u>2016</u>
Total plan pension liability	\$ 25,112,249,097	\$ 23,678,097,060	\$ 21,980,827,536
Plan net position	<u>11,252,985,702</u>	<u>12,818,833,665</u>	<u>11,880,487,863</u>
Net pension liability	\$ 13,859,263,395	\$ 10,859,263,395	\$ 10,100,339,673
Authority's Proportion of the Net Pension Liability	0.003716000%	0.003630000%	0.003690000%
Authority's Proportionate Share of the Net Pension Liability	\$ 484,479	\$ 394,191	\$ 372,703
Authority's Covered-Employee Payroll	\$ 594,923	\$ 513,971	\$ 509,675
Authority's Proportionate Share of the Net Pension Liability as a Percentage of its Covered Employee Payroll	81.44%	76.70%	73.13%
Plan Fiduciary Net Position as a Percentage of the Total Pension Liability	44.81%	54.14%	54.05%

(1)- Information prior to 2016 is not available
Amounts presented as of the Authority's measurement date,
which is the prior fiscal year.

**PIKE METROPOLITAN HOUSING AUTHORITY
REQUIRED SUPPLEMENTARY INFORMATION
SCHEDULE OF THE AUTHORITY'S OPEB CONTRIBUTIONS
OHIO PUBLIC EMPLOYEES RETIREMENT SYSTEM
LAST FOUR FISCAL YEARS (1)**

	<u>2019</u>	<u>2018</u>	<u>2017</u>	<u>2016</u>
Contractually Required Contributions	\$ -	\$ -	\$ 10,193	\$ 9,568
Contributions in Relation to the Contractually Required Contribution	<u>-</u>	<u>-</u>	<u>(10,193)</u>	<u>(9,568)</u>
Contribution Deficiency/(Excess)	<u>-</u>	<u>-</u>	<u>-</u>	<u>-</u>
Authority's Covered-Employee Payroll	\$ 518,836	\$ 594,923	\$ 513,971	\$ 509,675
Pension Contributions as a Percentage of Covered-Employee Payroll	0.00%	0.00%	1.08%	1.08%

Notes to Required Supplementary Information - Pension

(1)- Information prior to 2016 is not available

Changes to Benefit Terms: There were no changes in benefit terms affecting the OPERS plan for the year ended December 31, 2018.

Changes of Assumptions (OPERS): There were no changes in assumptions affecting the OPERS plan for the plan year ended December 31, 2018.

**PIKE METROPOLITAN HOUSING AUTHORITY
SCHEDULE OF EXPENDITURES OF FEDERAL AWARDS
YEAR ENDED DECEMBER 31, 2019**

<u>Federal Grantor / Pass Through Grantor / Program Title</u>	<u>CFDA Number</u>	<u>Federal Expenditure</u>
<u>US Department of Housing and Urban Development</u>		
<i>Direct Programs:</i>		
<u>Section 8 Tenant Based Programs</u>		
Section 8 Housing Choice Vouchers	14.871	<u>2,669,214</u>
<u>US Department of Agriculture</u>		
<i>Direct Programs:</i>		
Rural Rental Housing Loan subsidy	10.415	<u>98,489</u>
Total Federal Expenditures		<u><u>2,767,703</u></u>

Note 1. Basis of Presentation

The accompanying schedule of expenditures of federal awards includes the federal award activity of Pike Metropolitan Housing Authority under programs of the federal government for the year ended December 31, 2019. The information in this schedule is presented in accordance with Title 2 U.S. Code of Federal Regulations (CFR) Part 200, Uniform Administrative Requirements, Cost Principles, and Audit Requirements for Federal Awards (Uniform Guidance). Because the schedule presents only a selected portion of the operations of Pike Metropolitan Housing Authority, it is not intended to and does not present the financial position, changes in net assets, or cash flows of the organization.

Note 2. Summary of Significant Accounting Policies

Expenditures reported on the schedule are reported on the accrual basis of accounting. Such expenditures are recognized following the cost principles contained in the Uniform Guidance, wherein certain types of expenditures are not allowable or are limited as to reimbursement.

Note 3. Indirect Cost Rate

Pike Metropolitan Housing Authority has elected not to use the 10 percent de minimus indirect cost rate to recover indirect costs as allowed under the Uniform Guidance.

PIKE METROPOLITAN HOUSING AUTHORITY
Financial Data Schedule
Entity Wide Balance Sheet Summary
Year Ended December 31, 2019

	Project Total	14.871 Housing Choice Vouchers	8 Other Federal Program 1	2 State/Local	1 Business Activities	Subtotal	ELIM	Total
111 Cash - Unrestricted		\$62,535		\$2,324	\$361,140	\$425,999		\$425,999
112 Cash - Restricted - Modernization and Development								
113 Cash - Other Restricted		\$24,720			\$218,234	\$242,954		\$242,954
114 Cash - Tenant Security Deposits				\$1,651	\$22,907	\$24,558		\$24,558
115 Cash - Restricted for Payment of Current Liabilities								
100 Total Cash	\$0	\$87,255	\$0	\$3,975	\$602,281	\$693,511		\$693,511
124 Accounts Receivable - Other Government					\$99,334	\$99,334		\$99,334
125 Accounts Receivable - Miscellaneous					\$274,653	\$274,653		\$274,653
126 Accounts Receivable - Tenants				\$68	\$6,951	\$7,019		\$7,019
126.1 Allowance for Doubtful Accounts - Tenants				\$0	-\$75	-\$75		-\$75
126.2 Allowance for Doubtful Accounts - Other			\$0		\$0	\$0		\$0
127 Notes, Loans, & Mortgages Receivable - Current					\$34,559	\$34,559		\$34,559
128 Fraud Recovery								
128.1 Allowance for Doubtful Accounts - Fraud		\$0				\$0		\$0
129 Accrued Interest Receivable					\$19,323	\$19,323		\$19,323
120 Total Receivables, Net of Allowances for Doubtful Accounts	\$0	\$0	\$0	\$68	\$434,745	\$434,813		\$434,813
142 Prepaid Expenses and Other Assets		\$12,186		\$832	\$22,115	\$35,133		\$35,133
145 Assets Held for Sale								
150 Total Current Assets	\$0	\$99,441	\$0	\$4,875	\$1,059,141	\$1,163,457		\$1,163,457
161 Land				\$37,500	\$1,178,208	\$1,215,708		\$1,215,708
162 Buildings				\$279,540	\$10,249,686	\$10,529,226		\$10,529,226
163 Furniture, Equipment & Machinery - Dwellings					\$7,494	\$7,494		\$7,494
164 Furniture, Equipment & Machinery - Administration		\$12,931			\$186,735	\$199,666		\$199,666
165 Leasehold Improvements				\$22,621	\$1,352,978	\$1,375,599		\$1,375,599
166 Accumulated Depreciation		-\$12,931		-\$170,465	-\$7,655,745	-\$7,839,141		-\$7,839,141
167 Construction in Progress								
168 Infrastructure								
160 Total Capital Assets, Net of Accumulated Depreciation	\$0	\$0	\$0	\$169,196	\$5,319,356	\$5,488,552		\$5,488,552
180 Total Non-Current Assets	\$0	\$0	\$0	\$169,196	\$5,319,356	\$5,488,552		\$5,488,552
200 Deferred Outflow of Resources		\$118,803			\$263,464	\$382,267		\$382,267
290 Total Assets and Deferred Outflow of Resources	\$0	\$218,244	\$0	\$174,071	\$6,641,961	\$7,034,276		\$7,034,276

PIKE METROPOLITAN HOUSING AUTHORITY
Financial Data Schedule
Entity Wide Balance Sheet Summary
Year Ended December 31, 2019

	Project Total	14.871 Housing Choice Vouchers	8 Other Federal Program 1	2 State/Local	1 Business Activities	Subtotal	ELIM	Total
311 Bank Overdraft								
312 Accounts Payable <= 90 Days					\$11,199	\$11,199		\$11,199
313 Accounts Payable >90 Days Past Due								
321 Accrued Wage/Payroll Taxes Payable		\$7,655			\$19,966	\$27,621		\$27,621
322 Accrued Compensated Absences - Current Portion		\$13,554			\$34,028	\$47,582		\$47,582
341 Tenant Security Deposits				\$1,651	\$22,907	\$24,558		\$24,558
342 Unearned Revenue					\$5,041	\$5,041		\$5,041
343 Current Portion of Long-term Debt - Capital Projects/Mortgage Revenue				\$14,117	\$214,743	\$228,860		\$228,860
348 Loan Liability - Current								
310 Total Current Liabilities	\$0	\$21,209	\$0	\$15,768	\$307,884	\$344,861		\$344,861
351 Long-term Debt, Net of Current - Capital Projects/Mortgage Revenue				\$55,553	\$3,292,063	\$3,347,616		\$3,347,616
354 Accrued Compensated Absences - Non Current		\$244			\$54,446	\$54,690		\$54,690
355 Loan Liability - Non Current		\$0				\$0		\$0
356 FASB 5 Liabilities								
357 Accrued Pension and OPEB Liabilities		\$469,810			\$1,107,449	\$1,577,259		\$1,577,259
350 Total Non-Current Liabilities	\$0	\$470,054	\$0	\$55,553	\$4,453,958	\$4,979,565		\$4,979,565
300 Total Liabilities	\$0	\$491,263	\$0	\$71,321	\$4,761,842	\$5,324,426		\$5,324,426
400 Deferred Inflow of Resources		\$17,191			\$12,736	\$29,927		\$29,927
508.4 Net Investment in Capital Assets				\$99,526	\$1,813,299	\$1,912,825		\$1,912,825
511.4 Restricted Net Position		\$24,720		\$0	\$218,234	\$242,954		\$242,954
512.4 Unrestricted Net Position	\$0	-\$314,930	\$0	\$3,224	-\$164,150	-\$475,856		-\$475,856
513 Total Equity - Net Assets / Position	\$0	-\$290,210	\$0	\$102,750	\$1,867,383	\$1,679,923		\$1,679,923
600 Total Liabilities, Deferred Inflows of Resources and Equity - Net	\$0	\$218,244	\$0	\$174,071	\$6,641,961	\$7,034,276		\$7,034,276

PIKE METROPOLITAN HOUSING AUTHORITY
Financial Data Schedule
Entity Wide Revenue and Expense Summary
Year Ended December 31, 2019

	Project Total	14.871 Housing Choice Vouchers	8 Other Federal Program 1	2 State/Local	1 Business Activities	Subtotal	ELIM	Total
70300 Net Tenant Rental Revenue				\$24,600	\$364,624	\$389,224		\$389,224
70400 Tenant Revenue - Other				\$10	\$15,971	\$15,981		\$15,981
70500 Total Tenant Revenue	\$0	\$0	\$0	\$24,610	\$380,595	\$405,205		\$405,205
70600 HUD PHA Operating Grants		\$2,669,214				\$2,669,214		\$2,669,214
70800 Other Government Grants			\$98,489			\$98,489		\$98,489
71100 Investment Income - Unrestricted		\$17			\$8,096	\$8,113		\$8,113
71400 Fraud Recovery		\$2,306				\$2,306		\$2,306
71500 Other Revenue		\$5,301			\$1,156,692	\$1,161,993		\$1,161,993
71600 Gain or Loss on Sale of Capital Assets					\$28,427	\$28,427		\$28,427
72000 Investment Income - Restricted								
70000 Total Revenue	\$0	\$2,676,838	\$98,489	\$24,610	\$1,573,810	\$4,373,747		\$4,373,747
91100 Administrative Salaries		\$163,704			\$223,932	\$387,636		\$387,636
91200 Auditing Fees		\$4,250		\$750	\$6,536	\$11,536		\$11,536
91300 Management Fee		\$0			\$21,166	\$21,166		\$21,166
91500 Employee Benefit contributions - Administrative		\$170,065			\$195,286	\$365,351		\$365,351
91600 Office Expenses		\$25,270			\$67,825	\$93,095		\$93,095
91900 Other		\$9,776		\$333		\$10,109		\$10,109
91000 Total Operating - Administrative	\$0	\$373,065	\$0	\$1,083	\$514,745	\$888,893		\$888,893
93100 Water				\$1,347	\$44,624	\$45,971		\$45,971
93200 Electricity					\$23,531	\$23,531		\$23,531
93300 Gas					\$2,260	\$2,260		\$2,260
93800 Other Utilities Expense								
93000 Total Utilities	\$0	\$0	\$0	\$1,347	\$70,415	\$71,762		\$71,762
94100 Ordinary Maintenance and Operations - Labor					\$159,593	\$159,593		\$159,593
94200 Ordinary Maintenance and Operations - Materials and Other				\$40	\$32,500	\$32,540		\$32,540
94300 Ordinary Maintenance and Operations Contracts				\$533	\$78,983	\$79,516		\$79,516
94500 Employee Benefit Contributions - Ordinary Maintenance					\$153,125	\$153,125		\$153,125
94000 Total Maintenance	\$0	\$0	\$0	\$573	\$424,201	\$424,774		\$424,774

PIKE METROPOLITAN HOUSING AUTHORITY
Financial Data Schedule
Entity Wide Revenue and Expense Summary
Year Ended December 31, 2019

	Project Total	14.871 Housing Choice Vouchers	8 Other Federal Program 1	2 State/Local	1 Business Activities	Subtotal	ELIM	Total
96110 Property Insurance				\$728	\$15,336	\$16,064		\$16,064
96140 All Other Insurance								
96100 Total Insurance Premiums	\$0	\$0	\$0	\$728	\$15,336	\$16,064		\$16,064
96200 Other General Expenses								
96210 Compensated Absences								
96300 Payments in Lieu of Taxes					\$708	\$708		\$708
96400 Bad debt - Tenant Rents					\$571	\$571		\$571
96000 Total Other General Expenses	\$0	\$0	\$0	\$0	\$1,279	\$1,279		\$1,279
96710 Interest of Mortgage (or Bonds) Payable				\$3,898	\$55,920	\$59,818		\$59,818
96700 Total Interest Expense and Amortization Cost	\$0	\$0	\$0	\$3,898	\$55,920	\$59,818		\$59,818
96900 Total Operating Expenses	\$0	\$373,065	\$0	\$7,629	\$1,081,896	\$1,462,590		\$1,462,590
97000 Excess of Operating Revenue over Operating Expenses	\$0	\$2,303,773	\$98,489	\$16,981	\$491,914	\$2,911,157		\$2,911,157
97300 Housing Assistance Payments		\$2,348,933				\$2,348,933		\$2,348,933
97350 HAP Portability-In		\$4,984				\$4,984		\$4,984
97400 Depreciation Expense				\$10,745	\$420,339	\$431,084		\$431,084
90000 Total Expenses	\$0	\$2,726,982	\$0	\$18,374	\$1,502,235	\$4,247,591		\$4,247,591
10010 Operating Transfer In					\$98,489	\$98,489		\$98,489
10020 Operating transfer Out			-\$98,489			-\$98,489		-\$98,489
10100 Total Other financing Sources (Uses)	\$0	\$0	-\$98,489	\$0	\$98,489	\$0		\$0
10000 Excess (Deficiency) of Total Revenue Over (Under) Total Expenses	\$0	-\$50,144	\$0	\$6,236	\$170,064	\$126,156		\$126,156
11020 Required Annual Debt Principal Payments	\$0	\$0	\$0	\$0	\$0	\$0		\$0
11030 Beginning Equity	\$0	-\$240,066	\$0	\$96,514	\$1,697,014	\$1,553,462		\$1,553,462
11040 Prior Period Adjustments, Equity Transfers and Correction of Errors					\$305	\$305		\$305
11170 Administrative Fee Equity		-\$314,930				-\$314,930		-\$314,930
11180 Housing Assistance Payments Equity		\$24,720				\$24,720		\$24,720
11190 Unit Months Available	0	6360		48	961	7369		7369
11210 Number of Unit Months Leased	0	6210		48	948	7206		7206



Jerry B. Whited, CPA
Donald R. Seigneur, CPA
John R. Sams, CPA

Barry L. Rahe, CPA
Kathleen M. Alderman, CPA
Nathan C. Baldwin, CPA

Jay D. Seigneur, CPA
Kathy J. Lambert, CPA
Katie E. Guba, CPA

INDEPENDENT AUDITOR'S REPORT ON INTERNAL CONTROL OVER FINANCIAL REPORTING AND ON COMPLIANCE AND OTHER MATTERS BASED ON AN AUDIT OF FINANCIAL STATEMENTS PERFORMED IN ACCORDANCE WITH GOVERNMENT AUDITING STANDARDS

July 27, 2020

Members of the Board of Commissioners
Pike Metropolitan Housing Authority

We have audited, in accordance with auditing standards generally accepted in the United States of America and the standards applicable to financial audits contained in *Government Auditing Standards*, issued by the Comptroller General of the United States, the financial statements of the business-type activities, of Pike Metropolitan Housing Authority, Pike County, Ohio, (the Authority), which comprise the statement of net position as of December 31, 2019, and the related statement of activities and cash flows for the year then ended, and the related notes to the financial statements, which collectively comprise the Authority's basic financial statements, and have issued our report thereon date July 27, 2020.

Internal Control Over Financial Reporting

In planning and performing our audit of the financial statements, we considered the Authority's internal control over financial reporting (internal control) to determine the audit procedures that are appropriate in the circumstances for the purpose of expressing our opinion on the financial statements, but not for the purpose of expressing an opinion on the effectiveness of the Authority's internal control. Accordingly, we do not express an opinion on the effectiveness of the Authority's internal control.

A *deficiency in internal control* exists when the design or operation of a control does not allow management or employees, in the normal course of performing their assigned functions, to prevent, or detect and correct misstatements on a timely basis. A *material weakness* is a deficiency, or combination of deficiencies, in internal control such that there is a reasonable possibility that a material misstatement of the entity's financial statements will not be prevented, or detected and corrected on a timely basis. A *significant deficiency* is a deficiency, or a combination of deficiencies, in internal control that is less severe than a material weakness, yet important enough to merit attention by those charged with governance.

Our consideration of the internal control was for the limited purpose described in the first paragraph of this section and was not designed to identify all deficiencies in internal control that might be material weaknesses or significant deficiencies. Given these limitations, during our audit we did not identify any deficiencies in internal control that we consider to be material weaknesses. However, material weaknesses may exist that have not been identified.


Compliance and Other Matters

As part of obtaining reasonable assurance about whether the Authority's financial statements are free of material misstatement, we performed tests of its compliance with certain provisions of laws, regulations, contracts, and grant agreements, noncompliance with which could have a direct and material effect on the determination of financial statement amounts. However, providing an opinion on compliance with those provisions was not an objective of our audit and, accordingly, we do not express such an opinion. The results of our tests disclosed no instances of noncompliance or other matters that are required to be reported under *Government Auditing Standards*.

Purpose of this Report

The purpose of this report is solely to describe the scope of our testing of internal control and compliance and the results of that testing, and not to provide an opinion on the effectiveness of the entity's internal control or on compliance. This report is an integral part of an audit in accordance with *Government Auditing Standards* in considering the entity's internal control and compliance. Accordingly, this communication is not suitable for any other purpose.

Respectfully submitted,

A handwritten signature in cursive script that reads "Whited Seigneur Sams & Rahe".

WHITED SEIGNEUR SAMS & RAHE CPAs, LLP



Jerry B. Whited, CPA
Donald R. Seigneur, CPA
John R. Sams, CPA

Barry L. Rahe, CPA
Kathleen M. Alderman, CPA
Nathan C. Baldwin, CPA

Jay D. Seigneur, CPA
Kathy J. Lambert, CPA
Katie E. Guba, CPA

**INDEPENDENT AUDITOR'S REPORT ON COMPLIANCE FOR EACH MAJOR PROGRAM
AND ON INTERNAL CONTROL OVER COMPLIANCE REQUIRED BY THE UNIFORM GUIDANCE**

July 27, 2020

Members of the Board of Commissioners
Pike Metropolitan Housing Authority

Report on Compliance for Each Major Federal Program

We have audited Pike Metropolitan Housing Authority's, (the Authority) compliance with the types of compliance requirements described in the *OMB Compliance Supplement* that could have a direct and material effect on the Authority's major federal program for the year ended December 31, 2019. The Authority's major federal program is identified in the summary of auditor's results section of the accompanying schedule of findings and questioned costs.

Management's Responsibility

Management is responsible for compliance with the requirements of laws, regulations, contracts, and grants applicable to its federal program.

Auditor's Responsibility

Our responsibility is to express an opinion on compliance for the Authority's major federal program based on our audit of the types of compliance requirements referred to above. We conducted our audit of compliance in accordance with auditing standards generally accepted in the United States of America; the standards applicable to financial audits contained in *Government Auditing Standards*, issued by the Comptroller General of the United States; and the audit requirements of Title 2 U.S. *Code of Federal Regulations* Part 200, *Uniform Administrative Requirements, Cost Principles, and Audit Requirements for Federal Awards* (Uniform Guidance). Those standards and the Uniform Guidance require that we plan and perform the audit to obtain reasonable assurance about whether noncompliance with the types of compliance requirements referred to above that could have a direct and material effect on a major federal program occurred. An audit includes examining, on a test basis, evidence about the Authority's compliance with those requirements and performing such other procedures as we considered necessary in the circumstances.

We believe that our audit provides a reasonable basis for our opinion on compliance for each major program. However, our audit does not provide a legal determination on the Authority's compliance.

Opinion on Each Major Federal Program

In our opinion, the Authority complied, in all material respects, with the types of compliance requirements referred to above that could have a direct and material effect on its major federal program for the year ended December 31, 2019.

Report on Internal Control Over Compliance


Management of the Authority is responsible for establishing and maintaining effective internal control over compliance with the types of compliance requirements referred to above. In planning and performing our audit of compliance, we considered the Authority's internal control over compliance with the types of requirements that could have a direct and material effect on each major federal program to determine the auditing procedures that are appropriate in the circumstances for the purpose of expressing our opinion on compliance for each major federal program and to test and report on internal control over compliance in accordance with the Uniform Guidance, but not for the purpose of expressing an opinion on the effectiveness of internal control over compliance. Accordingly, we do not express an opinion on the effectiveness of the Authority's internal control over compliance.

A deficiency in internal control over compliance exists when the design or operation of a control over compliance does not allow management or employees, in the normal course of performing their assigned functions, to prevent, or detect and correct noncompliance with a type of compliance requirement of a federal program on a timely basis. *A material weakness in internal control over compliance* is a deficiency, or combination of deficiencies, in internal control over compliance, such that there is a reasonable possibility that material noncompliance with a type of compliance requirement of a federal program will not be prevented, or detected and corrected on a timely basis. *A significant deficiency in internal control over compliance* is a deficiency, or a combination of deficiencies, in internal control over compliance with a type of compliance requirement of a federal program that is less severe than a material weakness in internal control over compliance, yet important enough to merit attention by those charged with governance.

Our consideration of internal control over compliance was for the limited purpose described in the first paragraph of this section and was not designed to identify all deficiencies in internal control over compliance that might be material weaknesses or significant deficiencies. We did not identify any deficiencies in internal control over compliance that we consider to be material weaknesses. However, material weaknesses may exist that have not been identified.

The purpose of this report on internal control over compliance is solely to describe the scope of our testing of internal control over compliance and the results of that testing based on the requirements of the Uniform Guidance. Accordingly, this report is not suitable for any other purpose.

Respectfully submitted,



WHITED SEIGNEUR SAMS & RAHE CPAs, LLP

**PIKE METROPOLITAN HOUSING AUTHORITY
SCHEDULE OF FINDINGS AND QUESTIONED COSTS
DECEMBER 31, 2019**

1. SUMMARY OF AUDITOR'S RESULTS

<i>Financial Statements</i>	
Type of report the auditor issued on whether the financial statements audited were prepared in accordance with GAAP:	Unmodified
Internal control over financial reporting:	
• Material weakness(es) identified?	No
• Significant deficiency(ies) identified?	No
Noncompliance material to financial statements noted?	No
<i>Federal Awards</i>	
Internal control over major federal programs:	
• Material weakness(es) identified?	No
• Significant deficiency(ies) identified?	No
Type auditor's report issued on compliance for major federal programs:	Unmodified
Any audit findings disclosed that are required to be reported in accordance with 2 CFR 200.516(a)?	No
Major Program(s):	CFDA #14.871 Section 8 Housing Choice Vouchers
Dollar Threshold: Type A/B Programs	\$750,000
Low Risk Auditee?	Yes

2. FINDINGS RELATED TO THE FINANCIAL STATEMENTS REQUIRED TO BE REPORTED IN ACCORDANCE WITH GAGAS

None.

3. FINDING AND QUESTIONED COSTS FOR FEDERAL AWARDS

None.

This page intentionally left blank.

OHIO AUDITOR OF STATE KEITH FABER



PIKE COUNTY METROPOLITAN HOUSING AUTHORITY

PIKE COUNTY

AUDITOR OF STATE OF OHIO CERTIFICATION

This is a true and correct copy of the report, which is required to be filed pursuant to Section 117.26, Revised Code, and which is filed in the Office of the Ohio Auditor of State in Columbus, Ohio.



Certified for Release 11/10/2020

88 East Broad Street, Columbus, Ohio 43215
Phone: 614-466-4514 or 800-282-0370

This report is a matter of public record and is available online at
www.ohioauditor.gov