

JEFFERSON LOCAL SCHOOL DISTRICT
MADISON COUNTY
SINGLE AUDIT
FOR THE FISCAL YEAR ENDED JUNE 30, 2021



Millhuff-Stang, CPA, Inc.
8841 Ohio River Road / Wheelersburg, Ohio 45694 / Phone: 740.876.8548
45 West Second Street, Suite D / Chillicothe, Ohio 45601 / Phone: 740.851.4978
Fax: 888.876.8549
natalie@millhuffstangcpa.com / roush@millhuffstangcpa.com
www.millhuffstangcpa.com

OHIO AUDITOR OF STATE
KEITH FABER



88 East Broad Street
Columbus, Ohio 43215
IPAReport@ohioauditor.gov
(800) 282-0370

Board of Education
Jefferson Local School District
906 West Main Street
West Jefferson, Ohio 43162

We have reviewed the *Independent Auditor's Report* of Jefferson Local School District, Madison County, prepared by Millhuff-Stang, CPA, Inc., for the audit period July 1, 2020 through June 30, 2021. Based upon this review, we have accepted these reports in lieu of the audit required by Section 117.11, Revised Code. The Auditor of State did not audit the accompanying financial statements and, accordingly, we are unable to express, and do not express an opinion on them.

Our review was made in reference to the applicable sections of legislative criteria, as reflected by the Ohio Constitution, and the Revised Code, policies, procedures and guidelines of the Auditor of State, regulations and grant requirements. Jefferson Local School District is responsible for compliance with these laws and regulations.

A handwritten signature in cursive script that reads "Keith Faber".

Keith Faber
Auditor of State
Columbus, Ohio

March 14, 2022

This page intentionally left blank.

Jefferson Local School District
Madison
Table of Contents
For the Fiscal Year Ended June 30, 2021

Title	Page
Independent Auditor’s Report.....	1
Management’s Discussion and Analysis	4
Basic Financial Statements:	
Government-Wide Financial Statements:	
Statement of Net Position	18
Statement of Activities.....	19
Fund Financial Statements:	
Balance Sheet – Governmental Funds	20
Reconciliation of Total Governmental Fund Balances to Net Position of Governmental Activities.....	21
Statement of Revenues, Expenditures and Changes in Fund Balances –Governmental Funds.....	22
Reconciliation of the Statement of Revenues, Expenditures and Changes in Fund Balances of Governmental Funds to the Statement of Activities	23
Statement of Revenues, Expenditures and Changes in Fund Balance – Budget and Actual (Non- GAAP Budgetary Basis) – General Fund	24
Statement of Net Position – Proprietary Fund	25
Statement of Revenues, Expenses and Changes in Net Position – Proprietary Fund.....	26
Statement of Cash Flows – Proprietary Fund	27
Statement of Fiduciary Net Position –Fiduciary Funds	28
Statement of Changes in Fiduciary Net Position – Fiduciary Funds	29
Notes to the Basic Financial Statements	30
Required Supplementary Information:	
Schedule of the District’s Proportionate Share of the Net Pension Liability-Last Eight Fiscal Years	71
Schedule of District Pension Contributions – Last Ten Fiscal Years	75
Schedule of the District’s Proportionate Share of the Net OPEB Liability/Asset -Last Five Fiscal Years	79
Schedule of District OPEB Contributions – Last Ten Fiscal Years.....	81

Notes to the Required Supplementary Information.....	85
Schedule of Federal Awards Expenditures.....	87
Notes to the Schedule of Federal Awards Expenditures	88
Report on Internal Control Over Financial Reporting and on Compliance and Other Matters Based on an Audit of Financial Statements Performed in Accordance With <i>Government Auditing Standards</i>	89
Report on Compliance For Each Major Federal Program and on Internal Control Over Compliance Required by the Uniform Guidance	91
Schedule of Findings and Questioned Costs	93

Independent Auditor's Report

Board of Education
Jefferson Local School District
906 West Main Street
West Jefferson, Ohio 43162

Report on the Financial Statements

We have audited the accompanying financial statements of the governmental activities, each major fund, and the aggregate remaining fund information of Jefferson Local School District, Madison County, Ohio (the District), as of and for the year ended June 30, 2021, and the related notes to the financial statements, which collectively comprise the District's basic financial statements as listed in the table of contents.

Management's Responsibility for the Financial Statements

Management is responsible for the preparation and fair presentation of these financial statements in accordance with accounting principles generally accepted in the United States of America; this includes the design, implementation, and maintenance of internal control relevant to the preparation and fair presentation of financial statements that are free from material misstatement, whether due to fraud or error.

Auditor's Responsibility

Our responsibility is to express opinions on these financial statements based on our audit. We conducted our audit in accordance with auditing standards generally accepted in the United States of America and the standards applicable to financial audits contained in *Government Auditing Standards*, issued by the Comptroller General of the United States. Those standards require that we plan and perform the audit to obtain reasonable assurance about whether the financial statements are free from material misstatement.

An audit involves performing procedures to obtain audit evidence about the amounts and disclosures in the financial statements. The procedures selected depend on the auditor's judgment, including the assessment of the risks of material misstatement of the financial statements, whether due to fraud or error. In making those risk assessments, the auditor considers internal control relevant to the entity's preparation and fair presentation of the financial statements in order to design audit procedures that are appropriate in the circumstances, but not for the purpose of expressing an opinion on the effectiveness of the District's internal control. Accordingly, we express no such opinion. An audit also includes evaluating the appropriateness of accounting policies used and the reasonableness of significant accounting estimates made by management, as well as evaluating the overall presentation of the financial statements.

We believe that the audit evidence we have obtained is sufficient and appropriate to provide a basis for our audit opinions.

Opinions

In our opinion, the financial statements referred to above present fairly, in all material respects, the respective financial position of the governmental activities, each major fund, and the aggregate remaining fund information of Jefferson Local School District, Madison County, Ohio, as of June 30, 2021, and the respective changes in financial position and, where applicable, cash flows thereof and the budgetary comparison for the General Fund thereof for the year then ended in accordance with accounting principles generally accepted in the United States of America.

Emphasis of Matter

As discussed in Note 19 to the financial statements for the fiscal year ended June 30, 2021, the financial impact of COVID-19 and the continuing emergency measures will impact subsequent periods of the District. We did not modify our opinion regarding this matter.

Other Matters

Required Supplementary Information

Accounting principles generally accepted in the United States of America require that the management's discussion and analysis, the schedule of the District's proportionate share of the net pension liability, the schedule of the District's proportionate share of the net OPEB liability/asset, and the schedule of District contributions on pages 4 through 17 and 71 through 84, respectively, be presented to supplement the basic financial statements. Such information, although not a part of the basic financial statements, is required by the Governmental Accounting Standards Board who considers it to be an essential part of financial reporting for placing the basic financial statements in an appropriate operational, economic, or historical context. We have applied certain limited procedures to the required supplementary information in accordance with auditing standards generally accepted in the United States of America, which consisted of inquiries of management about the methods of preparing the information and comparing the information for consistency with management's responses to our inquiries, the basic financial statements, and other knowledge we obtained during our audit of the basic financial statements. We do not express an opinion or provide any assurance on the information because the limited procedures do not provide us with sufficient evidence to express an opinion or provide any assurance.

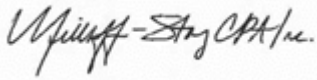
Other Information

Our audit was conducted for the purpose of forming opinions on the financial statements that collectively comprise the District's basic financial statements. The schedule of federal awards expenditures, as required by Title 2 U.S. *Code of Federal Regulations* Part 200, *Uniform Administrative Requirements, Cost Principles, and Audit Requirements for Federal Awards* (Uniform Guidance) is presented for purposes of additional analysis and is not a required part of the basic financial statements.

The schedule of federal awards expenditures is the responsibility of management and was derived from and relates directly to the underlying accounting and other records used to prepare the basic financial statements. Such information has been subjected to the auditing procedures applied in the audit of the basic financial statements and certain additional procedures, including comparing and reconciling such information directly to the underlying accounting and other records used to prepare the basic financial statements or to the basic financial statements themselves, and other additional procedures in accordance with auditing standards generally accepted in the United States of America. In our opinion, the schedule of federal awards expenditures is fairly stated, in all material respects, in relation to the basic financial statements as a whole.

Other Reporting Required by *Government Auditing Standards*

In accordance with *Government Auditing Standards*, we have also issued our report dated January 14, 2022 on our consideration of the District's internal control over financial reporting and on our tests of its compliance with certain provisions of laws, regulations, contracts, and grant agreements and other matters. The purpose of that report is solely to describe the scope of our testing of internal control over financial reporting and compliance and the results of that testing, and not to provide an opinion on the effectiveness of the District's internal control over financial reporting or on compliance. That report is an integral part of an audit performed in accordance with *Government Auditing Standards* in considering the District's internal control over financial reporting and compliance.



Millhuff-Stang, CPA, Inc.
Chillicothe, Ohio

January 14, 2022

**JEFFERSON LOCAL SCHOOL DISTRICT
MADISON COUNTY, OHIO**

**MANAGEMENT'S DISCUSSION AND ANALYSIS
FOR THE FISCAL YEAR ENDED JUNE 30, 2021**

The management's discussion and analysis of the Jefferson Local School District's (the "District") financial performance provides an overall review of the District's financial activities for the fiscal year ended June 30, 2021. The intent of this discussion and analysis is to look at the District's financial performance as a whole; readers should also review the basic financial statements and the notes to the basic financial statements to enhance their understanding of the District's financial performance.

Financial Highlights

Key financial highlights for fiscal year 2021 are as follows:

- In total, net position of governmental activities increased \$172,066 which represents a 2.49% increase from 2020's net position.
- General revenues accounted for \$15,288,558 in revenue or 85.97% of all revenues. Program specific revenues in the form of charges for services and sales and grants and contributions accounted for \$2,494,707 or 14.03% of total revenues of \$17,783,265.
- The District had \$17,611,199 in expenses related to governmental activities; \$2,494,707 of these expenses was offset by program specific charges for services, grants or contributions. General revenues supporting governmental activities (primarily taxes and unrestricted grants and entitlements) of \$15,288,558 were adequate to provide for these programs.
- The District's major governmental funds are the general fund and debt service fund. The general fund had \$15,205,009 in revenues and other financing sources and \$14,915,829 in expenditures and other financing sources. During fiscal year 2021, the general fund's fund balance increased \$289,180 from a fund balance of \$4,359,670 to \$4,648,850.
- The debt service fund, had \$975,161 in revenues and \$957,925 in expenditures. During fiscal year 2021, the debt service fund's fund balance increased \$17,236 from \$2,254,982 to \$2,272,218.

Using the Basic Financial Statements

This annual report consists of a series of financial statements and notes to those statements. These statements are organized so the reader can understand the District as a financial whole, an entire operating entity. The statements then proceed to provide an increasingly detailed look at specific financial activities.

The *statement of net position* and *statement of activities* provide information about the activities of the whole District, presenting both an aggregate view of the District's finances and a longer-term view of those finances. Fund financial statements provide the next level of detail. For governmental funds, these statements tell how services were financed in the short-term as well as what remains for future spending. The fund financial statements also look at the District's most significant funds with all other nonmajor funds presented in total in one column. In the case of the District, the general fund and the debt service fund are by far the most significant funds, and the only governmental funds reported as major funds.

**JEFFERSON LOCAL SCHOOL DISTRICT
MADISON COUNTY, OHIO**

MANAGEMENT'S DISCUSSION AND ANALYSIS
FOR THE FISCAL YEAR ENDED JUNE 30, 2021

Reporting the District as a Whole

Statement of Net Position and the Statement of Activities

While this document contains the large number of funds used by the District to provide programs and activities, the view of the District as a whole looks at all financial transactions and asks the question, "How did we do financially during 2021?" The statement of net position and the statement of activities answer this question. These statements include *all assets, deferred outflows, liabilities, deferred inflows, revenues and expenses* using the *accrual basis of accounting* similar to the accounting used by most private-sector companies. This basis of accounting will take into account all of the current year's revenues and expenses regardless of when cash is received or paid.

These two statements report the District's *net position* and changes in that position. This change in net position is important because it tells the reader that, for the District as a whole, the *financial position* of the District has improved or diminished. The causes of this change may be the result of many factors, some financial, some not. Non-financial factors include the District's property tax base, current property tax laws in Ohio restricting revenue growth, facility conditions, required educational programs and other factors.

In the statement of net position and the statement of activities, the governmental activities include the District's programs and services, including instruction, support services, operation and maintenance of plant, pupil transportation, extracurricular activities, and food service operations.

The District's statement of net position and statement of activities can be found on pages 18-19 of this report.

Reporting the District's Most Significant Funds

Fund Financial Statements

The analysis of the District's major governmental funds begins on page 14. Fund financial reports provide detailed information about the District's major funds. The District uses many funds to account for a multitude of financial transactions. However, these fund financial statements focus on the District's most significant funds. The District's major governmental funds are the general fund and the debt service fund.

Governmental Funds

Most of the District's activities are reported in governmental funds, which focus on how money flows into and out of those funds and the balances left at year-end available for spending in future periods. These funds are reported using an accounting method called *modified accrual* accounting, which measures cash and all other *financial assets* that can readily be converted to cash. The governmental fund financial statements provide a detailed *short-term* view of the District's general government operations and the basic services it provides. Governmental fund information helps you to determine whether there are more or fewer financial resources that can be spent in the near future to finance educational programs. The relationship (or differences) between governmental *activities* (reported in the statement of net position and the statement of activities) and governmental *funds* is reconciled in the basic financial statements. The basic governmental fund financial statements can be found on pages 20-24 of this report.

Proprietary Funds

The District maintains a proprietary fund. Internal service funds are an accounting device used to accumulate and allocate costs internally among the District's various functions. The District's internal service fund, accounts for medical, vision, dental and prescription benefits self-insurance. The basic proprietary fund financial statements can be found on pages 25-27 of this report.

**JEFFERSON LOCAL SCHOOL DISTRICT
MADISON COUNTY, OHIO**

**MANAGEMENT'S DISCUSSION AND ANALYSIS
FOR THE FISCAL YEAR ENDED JUNE 30, 2021**

Reporting the District's Fiduciary Responsibilities

The District is the trustee, or fiduciary, for its scholarship programs. The District acts in a trustee capacity as an agent for individuals or other entities. These activities are reported in custodial funds. All of the District's fiduciary activities are reported in separate statements of fiduciary net position and changes in fiduciary net position on pages 28 and 29. These activities are excluded from the District's other financial statements because the assets cannot be utilized by the District to finance its operations.

Notes to the Basic Financial Statements

The notes provide additional information that is essential to a full understanding of the data provided in the government-wide and fund financial statements. These notes to the basic financial statements can be found on pages 30-70 of this report.

Required Supplementary Information

In addition to the basic financial statements and accompanying notes, this report also presents certain required supplementary information concerning the District's net pension liability and net OPEB liability and pension and OPEB contributions. The required supplementary information can be found on pages 71 through 86 of this report.

THIS SPACE INTENTIONALLY LEFT BLANK

**JEFFERSON LOCAL SCHOOL DISTRICT
MADISON COUNTY, OHIO**

MANAGEMENT'S DISCUSSION AND ANALYSIS
FOR THE FISCAL YEAR ENDED JUNE 30, 2021

The District as a Whole

The statement of net position provides the perspective of the District as a whole.

The table below provides a summary of the District's net position at June 30, 2021 and June 30, 2020.

	Net Position	
	Governmental Activities <u>2021</u>	Governmental Activities <u>2020</u>
<u>Assets</u>		
Current and other assets	\$ 15,831,392	\$ 14,705,954
Capital assets, net	<u>23,504,769</u>	<u>24,196,787</u>
Total assets	<u>39,336,161</u>	<u>38,902,741</u>
<u>Deferred outflows</u>		
Unamortized deferred charges on debt refunding	425,265	475,791
Pension	3,007,790	3,213,966
OPEB	<u>491,162</u>	<u>387,721</u>
Total deferred outflows	<u>3,924,217</u>	<u>4,077,478</u>
<u>Liabilities</u>		
Current liabilities	1,669,263	1,857,124
Long-term liabilities:		
Due within one year	864,315	901,940
Due in more than one year:		
Net pension liability	17,538,413	16,185,872
Net OPEB liability	1,318,140	1,576,851
Other amounts	<u>8,254,359</u>	<u>9,164,474</u>
Total liabilities	<u>29,644,490</u>	<u>29,686,261</u>
<u>Deferred inflows</u>		
Property taxes and PILOT's levied for the next year	4,202,778	3,816,660
Pension	410,289	959,502
OPEB	<u>1,924,395</u>	<u>1,611,436</u>
Total deferred inflows	<u>6,537,462</u>	<u>6,387,598</u>
<u>Net Position</u>		
Net investment in capital assets	16,793,986	17,265,820
Restricted	2,281,402	1,846,961
Unrestricted (deficit)	<u>(11,996,962)</u>	<u>(12,206,421)</u>
Total net position	<u>\$ 7,078,426</u>	<u>\$ 6,906,360</u>

**JEFFERSON LOCAL SCHOOL DISTRICT
MADISON COUNTY, OHIO**

MANAGEMENT'S DISCUSSION AND ANALYSIS
FOR THE FISCAL YEAR ENDED JUNE 30, 2021

The net pension liability (NPL) is reported pursuant to GASB Statement 68, "Accounting and Financial Reporting for Pensions—an Amendment of GASB Statement 27" and the net OPEB liability/asset is reported pursuant to GASB Statement 75, "Accounting and Financial Reporting for Postemployment Benefits Other Than Pensions," which significantly revises accounting for costs and liabilities related to other postemployment benefits (OPEB). For reasons discussed below, many end users of this financial statement will gain a clearer understanding of the District's actual financial condition by adding deferred inflows related to pension and OPEB, the net pension liability and the net OPEB liability to the reported net position and subtracting deferred outflows related to pension and OPEB and net OPEB asset.

Governmental Accounting Standards Board standards are national and apply to all government financial reports prepared in accordance with generally accepted accounting principles. Prior accounting for pensions (GASB 27) and postemployment benefits (GASB 45) focused on a funding approach. This approach limited pension and OPEB costs to contributions annually required by law, which may or may not be sufficient to fully fund each plan's *net pension liability* or *net OPEB liability*. GASB 68 and GASB 75 take an earnings approach to pension and OPEB accounting; however, the nature of Ohio's statewide pension/OPEB plans and state law governing those systems requires additional explanation in order to properly understand the information presented in these statements.

GASB 68 and GASB 75 require the net pension liability and the net OPEB liability to equal the District's proportionate share of each plan's collective:

1. Present value of estimated future pension/OPEB benefits attributable to active and inactive employees' past service.
2. Minus plan assets available to pay these benefits.

GASB notes that pension and OPEB obligations, whether funded or unfunded, are part of the "employment exchange" – that is, the employee is trading his or her labor in exchange for wages, benefits, and the promise of a future pension and other postemployment benefits. GASB noted that the unfunded portion of this promise is a present obligation of the government, part of a bargained-for benefit to the employee, and should accordingly be reported by the government as a liability since they received the benefit of the exchange. However, the District is not responsible for certain key factors affecting the balance of these liabilities. In Ohio, the employee shares the obligation of funding pension benefits with the employer. Both employer and employee contribution rates are capped by State statute. A change in these caps requires action of both Houses of the General Assembly and approval of the Governor. Benefit provisions are also determined by State statute. The Ohio Revised Code permits, but does not require, the retirement systems to provide healthcare to eligible benefit recipients. The retirement systems may allocate a portion of the employer contributions to provide for these OPEB benefits.

The employee enters the employment exchange with the knowledge that the employer's promise is limited not by contract but by law. The employer enters the exchange also knowing that there is a specific, legal limit to its contribution to the retirement system. In Ohio, there is no legal means to enforce the unfunded liability of the pension/OPEB plan *as against the public employer*. State law operates to mitigate/lessen the moral obligation of the public employer to the employee, because all parties enter the employment exchange with notice as to the law. The retirement system is responsible for the administration of the pension and OPEB plans.

Most long-term liabilities have set repayment schedules or, in the case of compensated absences (i.e. sick and vacation leave), are satisfied through paid time-off or termination payments. There is no repayment schedule for the net pension liability or the net OPEB liability. As explained above, changes in benefits, contribution rates, and return on investments affect the balance of these liabilities but are outside the control of the local government. In the event that contributions, investment returns, and other changes are insufficient to keep up with required payments, State statute does not assign/identify the responsible party for the unfunded portion. Due to the unique nature of how the net pension liability and the net OPEB liability are satisfied, these liabilities are separately identified within the long-term liability section of the statement of net position.

**JEFFERSON LOCAL SCHOOL DISTRICT
MADISON COUNTY, OHIO**

**MANAGEMENT'S DISCUSSION AND ANALYSIS
FOR THE FISCAL YEAR ENDED JUNE 30, 2021**

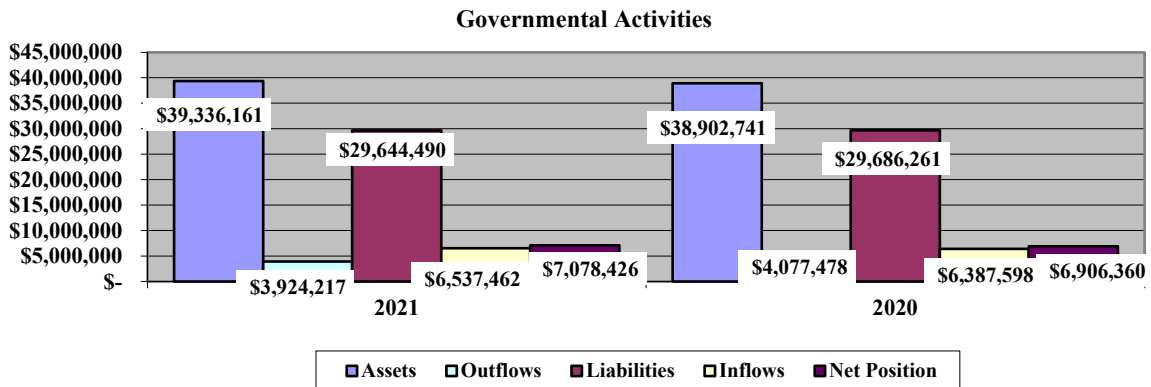
In accordance with GASB 68 and GASB 75, the District's statements prepared on an accrual basis of accounting include an annual pension expense and an annual OPEB expense for their proportionate share of each plan's *change* in net pension liability and net OPEB liability, respectively, not accounted for as deferred inflows/outflows.

Over time, net position can serve as a useful indicator of a government's financial position. At June 30, 2021, the District's assets and deferred outflows exceeded liabilities and deferred inflows by \$7,078,426.

At year end, capital assets represented 59.75% of total assets. Capital assets include land, land improvements, buildings and improvements, furniture and equipment, and vehicles. Net investment in capital assets at June 30, 2021, was \$16,793,986. These capital assets are used to provide services to the students and are not available for future spending. Although the District's investment in capital assets is reported net of related debt, it should be noted that the resources to repay the debt must be provided from other sources, since capital assets may not be used to liquidate these liabilities.

A portion of the District's net assets, \$2,281,402, represents resources that are subject to external restriction on how they may be used. The remaining balance of unrestricted net position is (\$11,996,962).

The graph below shows the District's assets, deferred outflows of resources, liabilities, deferred inflows of resources and net position at June 30, 2021 and June 30, 2020.



**JEFFERSON LOCAL SCHOOL DISTRICT
MADISON COUNTY, OHIO**

MANAGEMENT'S DISCUSSION AND ANALYSIS
FOR THE FISCAL YEAR ENDED JUNE 30, 2021

The table below shows the change in net position for fiscal year 2021 and 2020.

	Change in Net Position	
	Governmental	Governmental
	Activities	Activities
	<u>2021</u>	<u>2020</u>
<u>Revenues</u>		
Program revenues:		
Charges for services and sales	\$ 678,326	\$ 1,204,182
Operating grants and contributions	1,782,145	1,386,276
Capital grants and contributions	34,236	-
General revenues:		
Property taxes	6,377,060	6,901,359
School District income tax	1,906,666	1,662,602
Grants and entitlements	5,115,933	4,733,551
Payment in lieu of taxes	1,756,690	948,826
Investment earnings	41,399	80,041
Increase (decrease) in FMV	(36,503)	-
Other	<u>127,313</u>	<u>188,239</u>
Total revenues	<u>\$ 17,783,265</u>	<u>\$ 17,105,076</u>

**JEFFERSON LOCAL SCHOOL DISTRICT
MADISON COUNTY, OHIO**

MANAGEMENT'S DISCUSSION AND ANALYSIS
FOR THE FISCAL YEAR ENDED JUNE 30, 2021

	Change in Net Position	
	Governmental	Governmental
	Activities	Activities
	<u>2021</u>	<u>2020</u>
<u>Expenses</u>		
Program expenses:		
Instruction:		
Regular	\$ 7,278,885	\$ 7,599,656
Special	3,103,879	2,972,357
Other	3,224	-
Support services:		
Pupil	727,614	891,129
Instructional staff	395,834	482,288
Board of education	100,927	91,788
Administration	1,272,750	1,328,236
Fiscal	550,442	548,288
Business	25,257	35,658
Operations and maintenance	1,517,628	1,398,088
Pupil transportation	586,007	668,380
Central	588,610	634,493
Operations of non-instructional services:		
Other non-instructional services	212,357	103,087
Food service operations	314,396	634,336
Extracurricular activities	617,328	736,311
Interest and fiscal charges	<u>316,061</u>	<u>369,527</u>
Total expenses	<u>17,611,199</u>	<u>18,493,622</u>
Change in net position	172,066	(1,388,546)
Net position at beginning of year	<u>6,906,360</u>	<u>8,294,906</u>
Net position at end of year	<u>\$ 7,078,426</u>	<u>\$ 6,906,360</u>

**JEFFERSON LOCAL SCHOOL DISTRICT
MADISON COUNTY, OHIO**

MANAGEMENT'S DISCUSSION AND ANALYSIS
FOR THE FISCAL YEAR ENDED JUNE 30, 2021

Governmental Activities

Net position of the District's governmental activities increased \$172,066. Total governmental expenses of \$17,611,199 were offset by program revenues of \$2,494,707 and general revenues of \$15,288,558. Program revenues supported 14.17% of the total governmental expenses.

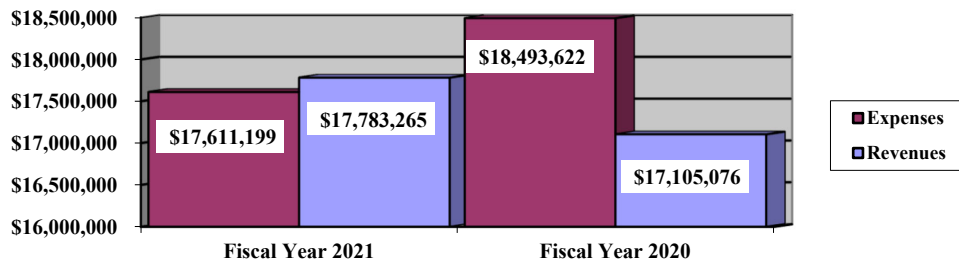
Expenses of the governmental activities decreased \$882,423 or 4.77%. This decrease is primarily the result of a decrease in pension and OPEB expenses compared to the previous fiscal year. Pension expense in fiscal year 2021 was \$2,249,371 compared to \$2,543,481 in fiscal year 2020 and OPEB expense was (\$66,693) in fiscal year 2021 compared to (\$243,514) in fiscal year 2020.

The primary sources of revenue for governmental activities are derived from property taxes, school district income taxes and grants and entitlements. These revenue sources represent 75.35% of total governmental revenue.

The largest expense of the District is for instructional programs. Instruction expenses totaled \$10,385,988 or 58.97% of total governmental expenses for fiscal year 2021.

The graph below presents the District's governmental activities revenue and expenses for fiscal year 2021 and 2020.

Governmental Activities - Revenues and Expenses



**JEFFERSON LOCAL SCHOOL DISTRICT
MADISON COUNTY, OHIO**

MANAGEMENT'S DISCUSSION AND ANALYSIS
FOR THE FISCAL YEAR ENDED JUNE 30, 2021

The statement of activities shows the cost of program services and the charges for services and grants offsetting those services. The following table shows, for governmental activities, the total cost of services and the net cost of services. That is, it identifies the cost of these services supported by tax revenue and unrestricted State grants and entitlements. The following is a comparison of 2021 and 2020.

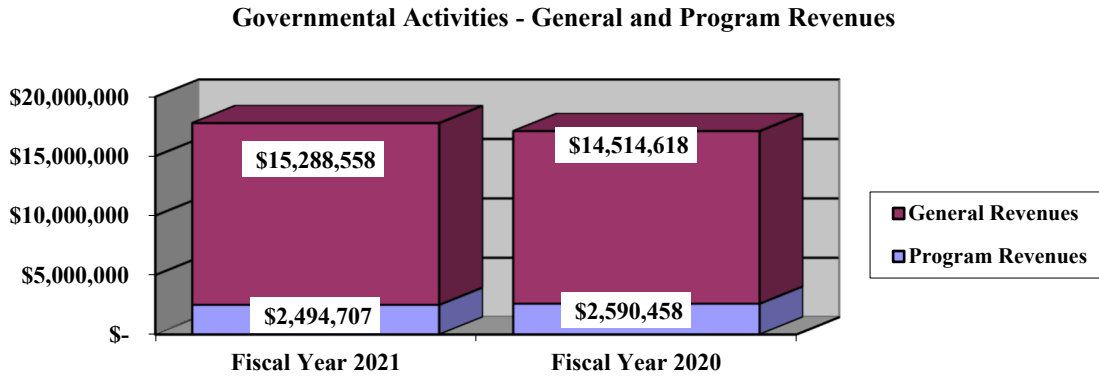
Governmental Activities				
	Total Cost of Services <u>2021</u>	Net Cost of Services <u>2021</u>	Total Cost of Services <u>2020</u>	Net Cost of Services <u>2020</u>
Program expenses				
Instruction:				
Regular	\$ 7,278,885	\$ 6,563,673	\$ 7,599,656	\$ 6,746,577
Special	3,103,879	2,444,969	2,972,357	2,317,149
Other	3,224	3,224	-	-
Support services:				
Pupil	727,614	555,418	891,129	577,474
Instructional staff	395,834	384,685	482,288	480,788
Board of education	100,927	100,927	91,788	91,788
Administration	1,272,750	1,143,470	1,328,236	1,266,236
Fiscal	550,442	550,442	548,288	548,288
Business	25,257	25,257	35,658	35,658
Operations and maintenance	1,517,628	1,449,927	1,398,088	1,395,140
Pupil transportation	586,007	522,359	668,380	646,570
Central	588,610	570,540	634,493	629,093
Operations of non-instructional services:				
Other non-instructional services	212,357	-	103,087	103,087
Food service operations	314,396	(11,396)	634,336	145,894
Extracurricular activities	617,328	496,936	736,311	549,895
Interest and fiscal charges	316,061	316,061	369,527	369,527
Total expenses	<u>\$ 17,611,199</u>	<u>\$ 15,116,492</u>	<u>\$ 18,493,622</u>	<u>\$ 15,903,164</u>

The dependence upon tax and other general revenues for governmental activities is apparent, as 86.77% of instruction activities are supported through taxes and other general revenues. For all governmental activities, general revenue support is 85.83%. The District's taxpayers, and grants and entitlements received from the State of Ohio, as a whole, are the primary support for the District's students.

**JEFFERSON LOCAL SCHOOL DISTRICT
MADISON COUNTY, OHIO**

MANAGEMENT'S DISCUSSION AND ANALYSIS
FOR THE FISCAL YEAR ENDED JUNE 30, 2021

The graph below presents the District's governmental activities revenue for fiscal year 2021 and 2020.



The District's Funds

The District's governmental funds reported a combined fund balance of \$7,448,704, which is higher than last year's balance of \$7,002,393. The schedule below indicates the fund balance and the total change in fund balance as of June 30, 2021 and 2020.

	<u>Fund Balance</u> <u>June 30, 2021</u>	<u>Fund Balance</u> <u>June 30, 2020</u>	<u>Increase</u>	<u>Percentage</u> <u>Change</u>
General	\$ 4,648,850	\$ 4,359,670	\$ 289,180	6.63 %
Debt Service	2,272,218	2,254,982	17,236	0.76 %
Other Governmental	<u>527,636</u>	<u>387,741</u>	<u>139,895</u>	36.08 %
Total	<u>\$ 7,448,704</u>	<u>\$ 7,002,393</u>	<u>\$ 446,311</u>	6.37 %

**JEFFERSON LOCAL SCHOOL DISTRICT
MADISON COUNTY, OHIO**

MANAGEMENT'S DISCUSSION AND ANALYSIS
FOR THE FISCAL YEAR ENDED JUNE 30, 2021

General Fund

The District's general fund balance increased \$289,180. The table that follows assists in illustrating the financial activities of the general fund.

	<u>2021</u> <u>Amount</u>	<u>2020</u> <u>Amount</u>	<u>Increase</u> <u>(Decrease)</u>	<u>Percentage</u> <u>Change</u>
<u>Revenues</u>				
Taxes	\$ 7,491,874	\$ 8,591,739	\$ (1,099,865)	(12.80) %
Tuition	519,565	660,154	(140,589)	(21.30) %
Earnings on investments	34,713	78,792	(44,079)	(55.94) %
Intergovernmental	5,397,407	5,014,586	382,821	7.63 %
Other revenues	<u>1,697,998</u>	<u>322,973</u>	<u>1,375,025</u>	425.74 %
Total	<u>\$ 15,141,557</u>	<u>\$ 14,668,244</u>	<u>\$ 473,313</u>	3.23 %
<u>Expenditures</u>				
Instruction	\$ 9,254,361	\$ 9,635,555	\$ (381,194)	(3.96) %
Support services	5,081,649	5,193,571	(111,922)	(2.16) %
Non-instructional services	-	103,087	(103,087)	(100.00) %
Extracurricular activities	446,024	459,402	(13,378)	(2.91) %
Facilities acquisition and construction	-	18,307	(18,307)	(100.00) %
Debt service	<u>13,795</u>	<u>27,588</u>	<u>(13,793)</u>	(50.00) %
Total	<u>\$ 14,795,829</u>	<u>\$ 15,437,510</u>	<u>\$ (641,681)</u>	(4.16) %

The decrease in tax revenues is due to the decrease in the amount of property tax revenues the District received during the current fiscal year compared to the prior fiscal year. The decrease in tuition revenue is due to a decrease in general tuition and open enrollment tuition. The increase in intergovernmental revenue is due to an increase in Foundation revenue by the State of Ohio. The variances in instruction expenditures and support service expenditures are related to the fluctuation in personnel costs.

Debt Service Fund

The debt service fund had \$975,161 in revenues and \$957,925 in expenditures. During fiscal year 2021, the debt service fund's fund balance increased \$17,236 or 0.76% over the 2020 fund balance. The overall increase in fund balance is due to the decrease in debt payments that were made in the current fiscal year compared to the prior fiscal year.

General Fund Budgeting Highlights

The District's budget is prepared according to Ohio law and is based on accounting for certain transactions on a basis of cash receipts, disbursements and encumbrances. The most significant budgeted fund is the general fund.

For the general fund, original and final budgeted revenues and other financing sources were \$14,334,838 and \$14,410,369, respectively. Actual revenues and other financing sources for fiscal year 2021 were \$14,833,038. This represents a \$422,669 increase from final budgeted revenues and other financing sources.

General fund original and final appropriations (appropriated expenditures including other financing uses) were \$16,154,924 and \$16,246,144, respectively. The actual budget basis expenditures and other financing uses for fiscal year 2021 totaled \$15,196,640, which was \$1,049,504 lower than the final budgeted appropriations.

**JEFFERSON LOCAL SCHOOL DISTRICT
MADISON COUNTY, OHIO**

MANAGEMENT'S DISCUSSION AND ANALYSIS
FOR THE FISCAL YEAR ENDED JUNE 30, 2021

Capital Assets and Debt Administration

Capital Assets

At the end of fiscal year 2021, the District had \$23,504,769 invested in land, land improvements, buildings and improvements, furniture and equipment, and vehicles. This entire amount is reported in governmental activities. The following table shows fiscal year 2021 balances compared to 2020:

**Capital Assets at June 30
(Net of Depreciation)**

	Governmental Activities	
	2021	2020
Land	\$ 254,158	\$ 254,158
Land improvements	115,258	115,258
Building and improvements	22,555,786	23,226,608
Furniture and equipment	302,097	373,307
Vehicles	277,470	227,456
Total	\$ 23,504,769	\$ 24,196,787

The overall decrease in capital assets of \$692,018 is due to depreciation expense of \$788,255 exceeding capital outlays of \$96,237.

See Note 9 to the basic financial statements for additional information on the District's capital assets.

Debt Administration

At June 30, 2021, the District had \$7,163,736 in general obligation bonds outstanding. Of this total, \$723,736 is due within one year and \$6,440,000 is due in greater than one year.

The following table summarizes the bonds and lease purchase obligations outstanding.

Outstanding Debt, at Year End

	Governmental Activities	
	2021	2020
Lease purchase obligation	\$ -	\$ 13,633
General obligation bonds	7,163,736	7,775,732
Total	\$ 7,163,736	\$ 7,789,365

See Note 10 to the basic financial statements for additional information on the District's debt administration.

**JEFFERSON LOCAL SCHOOL DISTRICT
MADISON COUNTY, OHIO**

**MANAGEMENT'S DISCUSSION AND ANALYSIS
FOR THE FISCAL YEAR ENDED JUNE 30, 2021**

Current Financial Related Activities

The District has committed itself to educational and financial excellence for many years. The District implements budgeting and internal controls to safeguard assets and monitor the District's progress. The District uses a five-year forecast of the general fund, which is closely monitored by the Board of Education and administration, as a tool to manage resources effectively.

As most of the financial information in this report shows, the District relies heavily on its taxpayers. The District's community support was measured by the passage of a \$16.9 million bond issue in November 2003, the increase of an additional 0.5% for a total of 1% earned income tax for operating purposes passed in May 2015 and the renewal of the District's emergency levy in November 2015 which generates approximately \$1.4 million annually. The support of these three issues demonstrates the strong belief of community members that their schools are one of their highest priorities.

The District's voters approved a 3.5 mill emergency levy on November 5, 2019, which is expected to generate \$769,711 annually. This is in response to the District's deficit spending.

In August 2019, the District approved a Community Reinvestment Area/Tax Increment Financing agreement with the Village of West Jefferson. Per the agreement, the District receives \$0.01 per square foot for each developed space within an industrial park that is 100% abated by the Village. The agreement is projected to recoup tax revenue otherwise not collected due to the tax abatement. The businesses under this agreement may provide the District with a one-time payment of its total liability or make periodic payments. The District received its first payment under this agreement in spring 2021, totaling \$63,663. The District will receive a payment of \$63,300 in spring 2022. All other payments are subject to the awarding of occupancy permits by the Village.

Even with the abatement agreements in place, the District still receives a majority of its revenue from property taxes levied upon its residents. The District has communicated to its community the reliance upon their support for the majority of its operations, and that it will continue to work diligently to plan expenses, staying carefully within the District's five-year financial plan.

The District is committed to living within its financial means, and working with the community in order to garner adequate resources to support a quality educational program.

Contacting the District's Financial Management

This financial report is designed to provide our citizens, taxpayers, and investors and creditors with a general overview of the District's finances and to show the District's accountability for the money it receives. If you have questions about this report or need additional financial information contact: Mark Ingles, Treasurer, Jefferson Local School District, 906 West Main Street, West Jefferson, Ohio 43162.

**JEFFERSON LOCAL SCHOOL DISTRICT
MADISON COUNTY, OHIO**

STATEMENT OF NET POSITION
JUNE 30, 2021

	Governmental Activities
Assets:	
Equity in pooled cash and cash equivalents	\$ 4,420,534
Cash with fiscal agent	1,208,771
Receivables:	
Property taxes	7,602,815
Income taxes	699,656
Payment in lieu of taxes	603,560
Accounts	4,198
Accrued interest	933
Intergovernmental	209,289
Prepayments	93,454
Materials and supplies inventory	1,201
Inventory held for resale	4,008
Net OPEB asset	982,973
Capital assets:	
Nondepreciable capital assets	254,158
Depreciable capital assets, net	23,250,611
Capital assets, net	23,504,769
Total assets	39,336,161
Deferred outflows of resources:	
Unamortized deferred charges on debt refunding	425,265
Pension	3,007,790
OPEB	491,162
Total deferred outflows of resources	3,924,217
Liabilities:	
Accounts payable	8,616
Accrued wages and benefits payable	1,222,707
Intergovernmental payable	25,387
Pension obligation payable	202,637
Accrued interest payable	10,233
Claims payable	199,683
Long-term liabilities:	
Due within one year	864,315
Due in more than one year:	
Net pension liability	17,538,413
Net OPEB liability	1,318,140
Other amounts due in more than one year	8,254,359
Total liabilities	29,644,490
Deferred inflows of resources:	
Property taxes levied for the next fiscal year	3,900,998
Payment in lieu of taxes levied for the next fiscal year	301,780
Pension	410,289
OPEB	1,924,395
Total deferred inflows of resources	6,537,462
Net position:	
Net investment in capital assets	16,793,986
Restricted for:	
Capital projects	100
Classroom facilities maintenance	95,780
Debt service	1,729,268
State funded programs	672
Extracurricular	122,353
Other purposes	333,229
Unrestricted (deficit)	(11,996,962)
Total net position	\$ 7,078,426

SEE ACCOMPANYING NOTES TO THE BASIC FINANCIAL STATEMENTS

**JEFFERSON LOCAL SCHOOL DISTRICT
MADISON COUNTY, OHIO**

STATEMENT OF ACTIVITIES
FOR THE FISCAL YEAR ENDED JUNE 30, 2021

	Expenses	Program Revenues			Net (Expense) Revenue and Changes in Net Position Governmental Activities
		Charges for Services and Sales	Operating Grants and Contributions	Capital Grants and Contributions	
Governmental activities:					
Instruction:					
Regular	\$ 7,278,885	\$ 499,851	\$ 215,361	\$ -	\$ (6,563,673)
Special	3,103,879	32,689	626,221	-	(2,444,969)
Other	3,224	-	-	-	(3,224)
Support services:					
Pupil	727,614	-	172,196	-	(555,418)
Instructional staff	395,834	-	11,149	-	(384,685)
Board of education	100,927	-	-	-	(100,927)
Administration	1,272,750	-	129,280	-	(1,143,470)
Fiscal	550,442	-	-	-	(550,442)
Business	25,257	-	-	-	(25,257)
Operations and maintenance	1,517,628	-	67,701	-	(1,449,927)
Pupil transportation	586,007	-	29,412	34,236	(522,359)
Central	588,610	-	18,070	-	(570,540)
Operation of non-instructional services:					
Food service operations	314,396	25,394	300,398	-	11,396
Other non-instructional services	212,357	-	212,357	-	-
Extracurricular activities	617,328	120,392	-	-	(496,936)
Interest and fiscal charges	316,061	-	-	-	(316,061)
Totals	<u>\$ 17,611,199</u>	<u>\$ 678,326</u>	<u>\$ 1,782,145</u>	<u>\$ 34,236</u>	<u>(15,116,492)</u>

General revenues:

Property taxes levied for:

General purposes	5,637,625
Classroom facilities maintenance	66,309
Debt service	673,126
School district income tax	1,906,666
Payments in lieu of taxes	1,756,690
Grants and entitlements not restricted to specific programs	5,115,933
Investment earnings	41,399
Increase (decrease) in FMV	(36,503)
Miscellaneous	127,313
Total general revenues	<u>15,288,558</u>

Change in net position 172,066

Net position at beginning of year 6,906,360

Net position at end of year \$ 7,078,426

SEE ACCOMPANYING NOTES TO THE BASIC FINANCIAL STATEMENTS

**JEFFERSON LOCAL SCHOOL DISTRICT
MADISON COUNTY, OHIO**

BALANCE SHEET
GOVERNMENTAL FUNDS
JUNE 30, 2021

	General	Debt Service	Nonmajor Governmental Funds	Total Governmental Funds
Assets:				
Equity in pooled cash and cash equivalents	\$ 2,030,489	\$ 1,875,445	\$ 510,718	\$ 4,416,652
Receivables:				
Property taxes	6,773,215	751,590	78,010	7,602,815
Income taxes	699,656	-	-	699,656
Payment in lieu of taxes	532,252	64,938	6,370	603,560
Accounts	3,080	-	1,118	4,198
Accrued interest	933	-	-	933
Intergovernmental	181,170	-	28,119	209,289
Prepayments	93,134	-	320	93,454
Materials and supplies inventory	-	-	1,201	1,201
Inventory held for resale	-	-	4,008	4,008
Due from other funds	27,651	-	-	27,651
Restricted assets:				
Equity in pooled cash and cash equivalents	3,882	-	-	3,882
Total assets	<u>\$ 10,345,462</u>	<u>\$ 2,691,973</u>	<u>\$ 629,864</u>	<u>\$ 13,667,299</u>
Liabilities:				
Accounts payable	\$ 8,356	\$ -	\$ 260	\$ 8,616
Accrued wages and benefits payable	1,200,184	-	22,523	1,222,707
Compensated absences payable	78,131	-	-	78,131
Intergovernmental payable	25,097	-	290	25,387
Pension obligation payable	196,469	-	6,168	202,637
Due to other funds	-	-	27,651	27,651
Total liabilities	<u>1,508,237</u>	<u>-</u>	<u>56,892</u>	<u>1,565,129</u>
Deferred inflows of resources:				
Property taxes levied for the next fiscal year	3,504,429	357,696	38,873	3,900,998
Payment in lieu of taxes levied for the next fiscal year	266,126	32,469	3,185	301,780
Delinquent property tax revenue not available	240,915	29,590	2,810	273,315
Income tax revenue not available	153,591	-	-	153,591
Intergovernmental revenue not available	23,314	-	468	23,782
Total deferred inflows of resources	<u>4,188,375</u>	<u>419,755</u>	<u>45,336</u>	<u>4,653,466</u>
Fund balances:				
Nonspendable:				
Materials and supplies inventory	-	-	1,201	1,201
Prepays	93,134	-	320	93,454
Restricted:				
Debt service	-	2,272,218	-	2,272,218
Capital improvements	-	-	100	100
Classroom facilities maintenance	-	-	92,970	92,970
State funded programs	-	-	672	672
Extracurricular	-	-	122,353	122,353
School bus purchases	3,882	-	-	3,882
Scholarships	-	-	311,125	311,125
Other purposes	-	-	22,104	22,104
Assigned:				
Student instruction	65	-	-	65
Student and staff support	36,320	-	-	36,320
School supplies	28,788	-	-	28,788
Public school support	82,410	-	-	82,410
Unassigned (deficit)	4,404,251	-	(23,209)	4,381,042
Total fund balances	<u>4,648,850</u>	<u>2,272,218</u>	<u>527,636</u>	<u>7,448,704</u>
Total liabilities, deferred inflows and fund balances	<u>\$ 10,345,462</u>	<u>\$ 2,691,973</u>	<u>\$ 629,864</u>	<u>\$ 13,667,299</u>

SEE ACCOMPANYING NOTES TO THE BASIC FINANCIAL STATEMENTS

**JEFFERSON LOCAL SCHOOL DISTRICT
MADISON COUNTY, OHIO**

RECONCILIATION OF TOTAL GOVERNMENTAL FUND BALANCES TO
NET POSITION OF GOVERNMENTAL ACTIVITIES
JUNE 30, 2021

Total governmental fund balances		\$	7,448,704
<i>Amounts reported for governmental activities on the statement of net position are different because:</i>			
Capital assets used in governmental activities are not financial resources and therefore are not reported in the funds.			23,504,769
Other long-term assets are not available to pay for current-period expenditures and therefore are deferred inflows in the funds.			
Property taxes receivable	\$	273,315	
Income taxes receivable		153,591	
Intergovernmental receivable		23,782	
Total		450,688	450,688
An internal service fund is used by management to charge the costs of insurance to individual funds. The assets and liabilities of the internal service fund are included in governmental activities on the statement of net position.			1,009,088
Unamortized premiums on bonds issued are not recognized in the funds.			(534,619)
Unamortized amounts on refundings are not recognized in the funds.			425,265
Accrued interest payable is not due and payable in the current period and therefore is not reported in the funds.			(10,233)
The net pension/OPEB assets & liabilities are not due and payable in the current period; therefore, the assets, liabilities and related deferred inflows/outflows are not reported in governmental funds.			
Deferred outflows - pension		3,007,790	
Deferred inflows - pension		(410,289)	
Net pension liability		(17,538,413)	
Deferred outflows - OPEB		491,162	
Deferred inflows - OPEB		(1,924,395)	
Net OPEB asset		982,973	
Net OPEB liability		(1,318,140)	
Total		(16,709,312)	(16,709,312)
Long-term liabilities, including bonds payable, are not due and payable in the current period and therefore are not reported in the funds.			
General obligation bonds		(7,163,736)	
Compensated absences		(1,342,188)	
Total		(8,505,924)	(8,505,924)
Net position of governmental activities		\$	7,078,426

SEE ACCOMPANYING NOTES TO THE BASIC FINANCIAL STATEMENTS

**JEFFERSON LOCAL SCHOOL DISTRICT
MADISON COUNTY, OHIO**

STATEMENT OF REVENUES, EXPENDITURES AND CHANGES IN FUND BALANCES
GOVERNMENTAL FUNDS
FOR THE FISCAL YEAR ENDED JUNE 30, 2021

	<u>General</u>	<u>Debt Service</u>	<u>Nonmajor Governmental Funds</u>	<u>Total Governmental Funds</u>
Revenues:				
Property taxes	\$ 5,601,171	\$ 668,678	\$ 65,984	\$ 6,335,833
Income taxes	1,890,703	-	-	1,890,703
Intergovernmental	5,397,407	211,748	1,314,727	6,923,882
Investment earnings	34,713	-	1,892	36,605
Tuition and fees	519,565	-	-	519,565
Extracurricular	12,975	-	120,392	133,367
Charges for services	-	-	25,394	25,394
Contributions and donations	2,500	-	8,790	11,290
Payment in lieu of taxes	1,655,165	94,735	6,790	1,756,690
Miscellaneous	63,861	-	-	63,861
Increase/Decrease of Investments	(36,503)	-	-	(36,503)
Total revenues	<u>15,141,557</u>	<u>975,161</u>	<u>1,543,969</u>	<u>17,660,687</u>
Expenditures:				
Current:				
Instruction:				
Regular	6,487,557	-	218,110	6,705,667
Special	2,763,580	-	160,023	2,923,603
Other	3,224	-	-	3,224
Support services:				
Pupil	531,723	-	171,696	703,419
Instructional staff	383,469	-	11,149	394,618
Board of education	98,579	-	-	98,579
Administration	1,101,799	-	129,280	1,231,079
Fiscal	524,324	17,037	1,710	543,071
Business	12,794	-	-	12,794
Operations and maintenance	1,314,677	-	150,524	1,465,201
Pupil transportation	589,632	-	34,236	623,868
Central	524,652	-	18,070	542,722
Operation of non-instructional services:				
Food service operations	-	-	303,773	303,773
Other non-instructional services	-	-	212,357	212,357
Extracurricular activities	446,024	-	112,757	558,781
Facilities acquisition and construction	-	-	389	389
Debt service:				
Principal retirement	13,633	193,558	-	207,191
Interest and fiscal charges	162	145,888	-	146,050
Accretion on capital appreciation bonds	-	601,442	-	601,442
Total expenditures	<u>14,795,829</u>	<u>957,925</u>	<u>1,524,074</u>	<u>17,277,828</u>
Excess of revenues over (under) expenditures	<u>345,728</u>	<u>17,236</u>	<u>19,895</u>	<u>382,859</u>
Other financing sources (uses):				
Insurance proceeds	63,452	-	-	63,452
Transfers in	-	-	120,000	120,000
Transfers (out)	(120,000)	-	-	(120,000)
Total other financing sources (uses)	<u>(56,548)</u>	<u>-</u>	<u>120,000</u>	<u>63,452</u>
Net change in fund balances	289,180	17,236	139,895	446,311
Fund balances at beginning of year	<u>4,359,670</u>	<u>2,254,982</u>	<u>387,741</u>	<u>7,002,393</u>
Fund balances at end of year	<u>\$ 4,648,850</u>	<u>\$ 2,272,218</u>	<u>\$ 527,636</u>	<u>\$ 7,448,704</u>

SEE ACCOMPANYING NOTES TO THE BASIC FINANCIAL STATEMENTS

**JEFFERSON LOCAL SCHOOL DISTRICT
MADISON COUNTY, OHIO**

RECONCILIATION OF THE STATEMENT OF REVENUES, EXPENDITURES
AND CHANGES IN FUND BALANCES OF GOVERNMENTAL FUNDS
TO THE STATEMENT OF ACTIVITIES
FOR THE FISCAL YEAR ENDED JUNE 30, 2021

Net change in fund balances - total governmental funds	\$	446,311
<i>Amounts reported for governmental activities in the statement of activities are different because:</i>		
Governmental funds report capital outlays as expenditures. However, in the statement of activities, the cost of those assets is allocated over their estimated useful lives as depreciation expense.		
Capital asset additions	\$ 96,237	
Current year depreciation	(788,255)	
Total		(692,018)
Revenues in the statement of activities that do not provide current financial resources are not reported as revenues in the funds.		
Property taxes	41,227	
Income taxes	15,963	
Earnings on investments	(3,064)	
Intergovernmental	18,629	
Total		72,755
Repayment of bond and capital lease principal is an expenditure in the governmental funds, but the repayment reduces long-term liabilities on the statement of net position.		
		808,633
In the statement of activities, interest is accrued on outstanding bonds, whereas in governmental funds, an interest expenditure is reported when due. The following items resulted in additional interest being reported in the statement of activities:		
Accreted interest on capital appreciation bonds	(183,004)	
Amortization of bond premiums	63,519	
Amortization of deferred charges	(50,526)	
Total		(170,011)
Contractually required contributions are reported as expenditures in governmental funds; however, the statement of net position reports these amounts as deferred outflows.		
Pension	1,239,867	
OPEB	32,376	
Total		1,272,243
Except for amounts reported as deferred inflows/outflows, changes in the net pension/OPEB liability/asset are reported as pension/OPEB expense in the statement of activities.		
Pension	(2,249,371)	
OPEB	66,693	
Total		(2,182,678)
Some expenses reported in the statement of activities, such as compensated absences, do not require the use of current financial resources and therefore are not reported as expenditures in governmental funds.		
		249,050
An internal service fund used by management to charge the costs of insurance to individual funds is not reported in the district-wide statement of activities. Governmental fund expenditures and the related internal service fund revenues are eliminated. The net revenue (expense) of the internal service fund is allocated among the governmental activities.		
		367,781
Change in net position of governmental activities	\$	172,066

SEE ACCOMPANYING NOTES TO THE BASIC FINANCIAL STATEMENTS

**JEFFERSON LOCAL SCHOOL DISTRICT
MADISON COUNTY, OHIO**

STATEMENT OF REVENUES, EXPENDITURES AND CHANGES IN
FUND BALANCE - BUDGET AND ACTUAL (NON-GAAP BUDGETARY BASIS)
GENERAL FUND
FOR THE FISCAL YEAR ENDED JUNE 30, 2021

	<u>Budgeted Amounts</u>		<u>Actual</u>	<u>Variance with Final Budget Positive (Negative)</u>
	<u>Original</u>	<u>Final</u>		
Revenues:				
Property taxes	\$ 5,874,156	\$ 5,895,000	\$ 5,343,433	\$ (551,567)
Income taxes	1,616,601	1,622,338	1,771,935	149,597
Intergovernmental	4,805,448	4,822,500	5,187,573	365,073
Investment earnings	64,770	65,000	37,965	(27,035)
Tuition and fees	758,309	761,000	499,338	(261,662)
Rental income	1,993	2,000	-	(2,000)
Payment in lieu of taxes	966,570	970,000	1,623,999	653,999
Miscellaneous	236,991	237,832	129,938	(107,894)
Total revenues	<u>14,324,838</u>	<u>14,375,670</u>	<u>14,594,181</u>	<u>218,511</u>
Expenditures:				
Current:				
Instruction:				
Regular	7,092,699	7,099,296	6,656,232	443,064
Special	2,959,172	2,970,453	2,777,073	193,380
Other	3,435	3,449	3,224	225
Support services:				
Pupil	577,230	579,431	541,709	37,722
Instructional staff	448,179	449,887	420,599	29,288
Board of education	104,684	105,083	98,242	6,841
Administration	1,172,399	1,176,868	1,100,253	76,615
Fiscal	536,182	538,226	503,187	35,039
Business	28,799	28,909	27,027	1,882
Operations and maintenance	1,440,256	1,445,747	1,351,627	94,120
Pupil transportation	652,797	655,286	612,626	42,660
Central	567,814	569,978	532,872	37,106
Operation of non-instructional services:				
Other non-instructional services	-	20,438	-	20,438
Extracurricular activities	476,278	478,093	446,969	31,124
Total expenditures	<u>16,059,924</u>	<u>16,121,144</u>	<u>15,071,640</u>	<u>1,049,504</u>
Excess of expenditures over revenues	<u>(1,735,086)</u>	<u>(1,745,474)</u>	<u>(477,459)</u>	<u>1,268,015</u>
Other financing sources (uses):				
Refund of prior year's expenditures	10,000	34,699	138,857	104,158
Transfers (out)	(95,000)	(125,000)	(125,000)	-
Sale of capital assets	-	-	100,000	100,000
Total other financing sources (uses)	<u>(85,000)</u>	<u>(90,301)</u>	<u>113,857</u>	<u>204,158</u>
Net change in fund balance	(1,820,086)	(1,835,775)	(363,602)	1,472,173
Fund balance at beginning of year	2,235,179	2,235,179	2,235,179	-
Prior year encumbrances appropriated	40,107	40,107	40,107	-
Fund balance at end of year	<u>\$ 455,200</u>	<u>\$ 439,511</u>	<u>\$ 1,911,684</u>	<u>\$ 1,472,173</u>

SEE ACCOMPANYING NOTES TO THE BASIC FINANCIAL STATEMENTS

**JEFFERSON LOCAL SCHOOL DISTRICT
MADISON COUNTY, OHIO**

STATEMENT OF NET POSITION
PROPRIETARY FUND
JUNE 30, 2021

	Governmental Activities - Internal Service Fund
Assets:	
Current assets:	
Cash with fiscal agent	\$ 1,208,771
Total assets	<u>1,208,771</u>
Liabilities:	
Claims payable	<u>199,683</u>
Total liabilities	<u>199,683</u>
Net position:	
Unrestricted	<u>1,009,088</u>
Total net position	<u>\$ 1,009,088</u>

SEE ACCOMPANYING NOTES TO THE BASIC FINANCIAL STATEMENTS

**JEFFERSON LOCAL SCHOOL DISTRICT
MADISON COUNTY, OHIO**

STATEMENT OF REVENUES, EXPENSES AND
CHANGES IN NET POSITION
PROPRIETARY FUND
FOR THE FISCAL YEAR ENDED JUNE 30, 2021

	Governmental Activities - Internal Service Fund
Operating revenues:	
Sales/charges for services	\$ 2,411,155
Total operating revenues	2,411,155
Operating expenses:	
Purchased services	629,870
Claims	1,423,254
Total operating expenses	2,053,124
Operating income	358,031
Nonoperating revenues (expenses):	
Interest revenue	9,750
Total nonoperating revenues (expenses)	9,750
Change in net position	367,781
Net position at beginning of year	641,307
Net position at end of year	\$ 1,009,088

SEE ACCOMPANYING NOTES TO THE BASIC FINANCIAL STATEMENTS

**JEFFERSON LOCAL SCHOOL DISTRICT
MADISON COUNTY, OHIO**

STATEMENT OF CASH FLOWS
PROPRIETARY FUND
FOR THE FISCAL YEAR ENDED JUNE 30, 2021

	Governmental Activities - Internal Service Fund
Cash flows from operating activities:	
Cash received from charges for services	\$ 2,411,155
Cash payments for purchased services	(629,870)
Cash payments for claims	(1,483,626)
	297,659
Cash flows from investing activities:	
Interest received	9,750
	9,750
Net cash provided by investing activities	9,750
Net increase in cash and cash equivalents	307,409
Cash and cash equivalents at beginning of year	901,362
Cash and cash equivalents at end of year	\$ 1,208,771
Reconciliation of operating income to net cash provided by operating activities:	
Operating income	\$ 358,031
Changes in assets and liabilities:	
Claims payable	(60,372)
	(60,372)
Net cash provided by operating activities	\$ 297,659

SEE ACCOMPANYING NOTES TO THE BASIC FINANCIAL STATEMENTS

**JEFFERSON LOCAL SCHOOL DISTRICT
MADISON COUNTY, OHIO**

STATEMENT OF FIDUCIARY NET POSITION
FIDUCIARY FUNDS
JUNE 30, 2021

	<u>Custodial</u>
Assets:	
Equity in pooled cash and cash equivalents	\$ 1,500
Total assets	<u>1,500</u>
Net position:	
Restricted for individuals, organizations and other governments	<u>1,500</u>
Total net position	<u>\$ 1,500</u>

SEE ACCOMPANYING NOTES TO THE BASIC FINANCIAL STATEMENTS

**JEFFERSON LOCAL SCHOOL DISTRICT
MADISON COUNTY, OHIO**

STATEMENT OF CHANGES IN FIDUCIARY NET POSITION
FIDUCIARY FUNDS
FOR THE FISCAL YEAR ENDED JUNE 30, 2021

	<u>Custodial</u>
Additions:	
Gifts and contributions	\$ 1,000
Total additions	<u>1,000</u>
Change in net position	1,000
Net position at beginning of year	<u>500</u>
Net position at end of year	<u><u>\$ 1,500</u></u>

SEE ACCOMPANYING NOTES TO THE BASIC FINANCIAL STATEMENTS

**JEFFERSON LOCAL SCHOOL DISTRICT
MADISON COUNTY, OHIO**

NOTES TO THE BASIC FINANCIAL STATEMENTS
FOR THE FISCAL YEAR ENDED JUNE 30, 2021

NOTE 1 - DESCRIPTION OF THE SCHOOL DISTRICT

The Jefferson Local School District (the “District”) is a body politic and corporate established for the purpose of exercising the rights and privileges conveyed to it by the constitution and laws of the State of Ohio. The District is a local school district as defined by Section 3311.03 of the Ohio Revised Code. The District operates under an elected Board of Education (5 members) and is responsible for the provision of public education to residents of the District.

The District is staffed by 45 non-certified employees and 92 certified full-time teaching personnel who provide services to 1,061 students and other community members. The District currently operates 2 instructional buildings and 1 administrative building.

NOTE 2 - SUMMARY OF SIGNIFICANT ACCOUNTING POLICIES

The basic financial statements of the District have been prepared in conformity with accounting principles generally accepted in the United States of America (GAAP) as applied to governmental units. The Governmental Accounting Standards Board (GASB) is the accepted standard-setting body for establishing governmental accounting and financial reporting principles. The District’s significant accounting policies are described below.

A. Reporting Entity

The reporting entity has been defined in accordance with GASB Statement No. 14, “The Financial Reporting Entity” as amended by GASB Statement No. 39, “Determining Whether Certain Organizations Are Component Units” and GASB Statement No. 61, “The Financial Reporting Entity: Omnibus an amendment of GASB Statements No. 14 and No. 34”. The reporting entity is composed of the primary government and component units. The primary government consists of all funds, departments, boards and agencies that are not legally separate from the District. For the District, this includes general operations, food service, and student related activities of the District.

Component units are legally separate organizations for which the District is financially accountable. The District is financially accountable for an organization if the District appoints a voting majority of the organization’s Governing Board and (1) the District is able to significantly influence the programs or services performed or provided by the organization; or (2) the District is legally entitled to or can otherwise access the organization’s resources; or (3) the District is legally obligated or has otherwise assumed the responsibility to finance the deficits of, or provide financial support to, the organization; or (4) the District is obligated for the debt of the organization. Component units may also include organizations that are fiscally dependent on the District in that the District approves the budget, the issuance of debt or the levying of taxes. Certain organizations are also included as component units if the nature and significance of the relationship between the primary government and the organization is such that exclusion by the primary government would render the primary government’s financial statements incomplete or misleading. Based upon the application of these criteria, the District has no component units. The basic financial statements of the reporting entity include only those of the District (the primary government).

**JEFFERSON LOCAL SCHOOL DISTRICT
MADISON COUNTY, OHIO**

NOTES TO THE BASIC FINANCIAL STATEMENTS
FOR THE FISCAL YEAR ENDED JUNE 30, 2021

NOTE 2 - SUMMARY OF SIGNIFICANT ACCOUNTING POLICIES - (Continued)

The following organizations are described due to their relationship to the District:

JOINTLY GOVERNED ORGANIZATIONS

META Solutions

The District is a participant in META Solutions which is a computer consortium that was the result of a merger between Tri-Rivers Educational Computer Association (TRECA) and the Metropolitan Educational Council (MEC). META Solutions develops, implements and supports the technology and instructional needs of schools in a cost-effective manner. META Solutions provides instructional, core, technology and purchasing services for its member districts. The Board of Directors consists of the Superintendents from eight of the member districts. During fiscal year 2021, the District paid META Solutions \$88,282 for services. Financial information can be obtained from META Solutions Treasurer, 100 Executive Drive, Marion, Ohio 43302.

Tolles Career & Technical Center

The Tolles Career & Technical Center is a distinct political subdivision of the State of Ohio operated under the direction of a Board consisting of one representative from each of the seven participating school districts' elected boards, which possesses its own budgeting and taxing authority. To obtain financial information, write to the Tolles Career & Technical Center, Treasurer, at 7877 U.S. Route 42 South, Plain City, Ohio 43064.

PUBLIC ENTITY RISK POOL

Ohio School Boards Association Workers' Compensation Group Rating Plan

The District participates in a group rating plan for workers' compensation as established under Section 4123.29 of the Ohio Revised Code. The Ohio School Boards Association Workers' Compensation Group Rating Plan (GRP) was established through the Ohio School Boards Association (OSBA) as a group purchasing pool.

The Plan's business and affairs are conducted by a three member Board of Directors consisting of the President, the President-Elect, and the Immediate Past President of the OSBA. The Executive Director of the OSBA, or his designee, serves as coordinator of the GRP. Each year, the participating school districts pay an enrollment fee to the GRP to cover the costs of administering the program.

Ohio School Plan

The District participates in the Ohio School Plan (the "Plan"), an insurance purchasing pool established under Section 2744.081 of the Ohio Revised Code. The Plan is an unincorporated nonprofit association of its members which enables the participants to provide for a formalized joint insurance purchasing program for maintaining adequate insurance protection and provides risk management programs and other administrative services. The Plan's business and affairs are conducted by a fifteen member board consisting of superintendents, treasurers, the president of Harcum-Schuett Insurance Agency, Inc., and a member of Hylant Group, Inc. Hylant Group, Inc. is the Plan's administrator and is responsible for processing claims. Harcum-Schuett Insurance Agency serves as the sales and marketing representative which establishes agreements between the Plan and its members. Financial information can be obtained from Harcum-Schuett Insurance Agency, 246 East Sycamore Street, Columbus, Ohio 43206.

B. Fund Accounting

The District uses funds to maintain its financial records during the year. A fund is defined as a fiscal and accounting entity with a self-balancing set of accounts. There are three categories of funds: governmental, proprietary and fiduciary.

**JEFFERSON LOCAL SCHOOL DISTRICT
MADISON COUNTY, OHIO**

NOTES TO THE BASIC FINANCIAL STATEMENTS
FOR THE FISCAL YEAR ENDED JUNE 30, 2021

NOTE 2 - SUMMARY OF SIGNIFICANT ACCOUNTING POLICIES - (Continued)

GOVERNMENTAL FUNDS

Governmental funds are those through which most governmental functions typically are financed. Governmental fund reporting focuses on the sources, uses and balances of current financial resources. Expendable assets of resources are assigned to the various governmental funds according to the purposes for which they may or must be used. Current liabilities are assigned to the fund from which they will be paid. The difference between governmental fund assets and deferred outflows of resources and liabilities and deferred inflows of resources is reported as fund balance. The following are the District's major governmental funds:

General fund - The general fund is used to account for and report all financial resources not accounted for and reported in another fund. The general fund balance is available for any purpose provided it is expended or transferred according to the general laws of Ohio.

Debt service fund - The debt service fund is used to account for the accumulation of resources that are restricted for the repayment of debt.

Other governmental funds of the District are used to account for (a) financial resources that are restricted to expenditures for capital outlays including the acquisition or construction of capital facilities and other capital assets and (b) specific revenue sources that are restricted to an expenditure for specified purposes other than debt service or capital projects.

PROPRIETARY FUNDS

Proprietary funds are used to account for the District's ongoing activities which are similar to those often found in the private sector. The District has no enterprise funds. The following is a description of the District's internal service fund:

Internal service fund - The internal service fund is used to account for the financing of goods or services provided by one department or agency to other departments or agencies of the district, or to other governments, on a cost-reimbursement basis. The only internal service fund of the District accounts for a self-insurance program which provides medical, vision and dental benefits to employees.

FIDUCIARY FUNDS

Fiduciary fund reporting focuses on net position and changes in net position. The fiduciary fund category is split into four classifications: pension trust funds, investment trust funds, private-purpose trust funds and custodial funds. Trust funds are distinguished from custodial funds by the existence of a trust agreement or equivalent arrangements that have certain characteristics. Custodial funds are used to report fiduciary activities that are not required to be reported in a trust fund. The District reports custodial funds which are used to account for monies held in a fiscal agent capacity for scholarships.

C. Basis of Presentation and Measurement Focus

Government-Wide Financial Statements - The statement of net position and the statement of activities display information about the District as a whole. These statements include the financial activities of the primary government, except for fiduciary funds. Internal service fund operating activity is eliminated to avoid overstatement of revenues and expenses.

**JEFFERSON LOCAL SCHOOL DISTRICT
MADISON COUNTY, OHIO**

NOTES TO THE BASIC FINANCIAL STATEMENTS
FOR THE FISCAL YEAR ENDED JUNE 30, 2021

NOTE 2 - SUMMARY OF SIGNIFICANT ACCOUNTING POLICIES - (Continued)

The government-wide statement of activities presents a comparison between direct expenses and program revenues for each function or program of the governmental activities of the District. Direct expenses are those that are specifically associated with a service, program or department and therefore clearly identifiable to a particular function. Program revenues include amounts paid by the recipient of goods or services offered by the program and grants and contributions that are restricted to meeting the operational or capital requirements of a particular program. Revenues not classified as program revenues are presented as general revenues of the District.

The government-wide financial statements are prepared using the economic resources measurement focus. All assets and deferred outflows and all liabilities and deferred inflows associated with the operation of the District are included on the statement of net position.

Fund Financial Statements - Fund financial statements report detailed information about the District. The focus of governmental fund financial statements is on major funds rather than reporting funds by type. Each major fund is presented in a separate column and all nonmajor funds are aggregated into one column. The internal service fund is presented in a single column on the face of the proprietary fund statements. Fiduciary funds are reported by fund type.

All governmental funds are accounted for using a flow of current financial resources measurement focus. With this measurement focus, only current assets and deferred outflows and current liabilities and deferred inflows generally are included on the balance sheet. The statement of revenues, expenditures and changes in fund balances reports on the sources (i.e., revenues and other financing sources) and uses (i.e., expenditures and other financing uses) of current financial resources. This approach differs from the manner in which the governmental activities of the government-wide financial statements are prepared. Governmental fund financial statements therefore include a reconciliation with brief explanations to better identify the relationship between the government-wide statements and the statements for governmental funds.

Fiduciary funds present a statement of changes in fiduciary net position which reports additions to and deductions from custodial funds.

Basis of accounting determines when transactions are recorded in the financial records and reported on the financial statements. Government-wide financial statements are prepared using the accrual basis of accounting. Governmental funds use the modified accrual basis of accounting. Fiduciary funds also use the accrual basis of accounting.

Like the government-wide statements, the internal service fund is accounted for on a flow of economic resources measurement focus. All assets and deferred outflows and all liabilities and deferred inflows associated with the operation of this fund are included on the statement of fund net position. The statement of changes in fund net position presents increases (i.e., revenues) and decreases (i.e., expenses) in net total position. The statement of cash flows provides information about how the District finances and meets the cash flow needs of its proprietary activity.

Proprietary funds distinguish operating revenues and expenses from nonoperating items. Operating revenues and expenses generally result from providing services and producing and delivering goods in connection with a proprietary fund's principal ongoing operation. The principal operating revenue of the District's internal service fund is charges for services (premiums). Operating expenses for the internal service fund include claims and administrative expenses. All revenues and expenses not meeting this definition are reported as nonoperating revenues and expenses.

**JEFFERSON LOCAL SCHOOL DISTRICT
MADISON COUNTY, OHIO**

NOTES TO THE BASIC FINANCIAL STATEMENTS
FOR THE FISCAL YEAR ENDED JUNE 30, 2021

NOTE 2 - SUMMARY OF SIGNIFICANT ACCOUNTING POLICIES - (Continued)

D. Basis of Accounting

Basis of accounting determines when transactions are recorded in the financial records and reported on the financial statements. Government-wide financial statements are prepared using the accrual basis of accounting. Governmental funds use the modified accrual basis of accounting. Proprietary and fiduciary funds also use the accrual basis of accounting.

Revenues - Exchange and Nonexchange Transactions - Revenue resulting from exchange transactions, in which each party gives and receives essentially equal value, is recorded on the accrual basis when the exchange takes place. On a modified accrual basis, revenue is recorded in the fiscal year in which the resources are measurable and become available. Available means that the resources will be collected within the current fiscal year or are expected to be collected soon enough thereafter to be used to pay liabilities of the current fiscal year. For the District, available means expected to be received within sixty days of fiscal year end.

Nonexchange transactions, in which the District receives value without directly giving equal value in return, include property and income taxes, payment in lieu of taxes, grants, entitlements and donations. On an accrual basis, revenue from property taxes is recognized in the fiscal year for which the taxes are levied (See Note 6).

Revenue from income taxes is recognized in the fiscal year in which the underlying exchange transaction occurred (See Note 7).

Revenue from grants, entitlements and donations is recognized in the fiscal year in which all eligibility requirements have been satisfied. Eligibility requirements include timing requirements, which specify the year when the resources are required to be used or the fiscal year when use is first permitted, matching requirements, in which the District must provide local resources to be used for a specified purpose, and expenditure requirements, in which the resources are provided to the District on a reimbursement basis. On a modified accrual basis, revenue from nonexchange transactions must also be available before it can be recognized.

Under the modified accrual basis, the following revenue sources are considered to be both measurable and available at fiscal year end: property taxes available as an advance, income taxes, payment in lieu of taxes, interest, tuition, grants, student fees and rentals.

Deferred Outflows of Resources and Deferred Inflows of Resources - In addition to assets, the government-wide statement of net position will report a separate section for deferred outflows of resources. Deferred outflows of resources, represents a consumption of net position that applies to a future period and will not be recognized as an outflow of resources (expense/expenditure) until then. For the District, see Notes 12 and 13 for deferred outflows of resources related the District's net pension liability and net OPEB liability/asset, respectively. In addition, deferred outflows of resources include a deferred charge on debt refunding. A deferred charge on refunding results from the difference in the carrying value of refunded debt and its reacquisition price. This amount is deferred and amortized over the shorter of the life of the refunded or refunding debt.

In addition to liabilities, both the government-wide statement of net position and the governmental fund financial statements report a separate section for deferred inflows of resources. Deferred inflows of resources represent an acquisition of net position that applies to a future period and will not be recognized as an inflow of resources (revenue) until that time. For the District, deferred inflows of resources include property taxes, payments in lieu of taxes and unavailable revenue. Property taxes and payments in lieu of taxes represent amounts for which there is an enforceable legal claim as of June 30, 2021, but which were levied to finance fiscal year 2022 operations. These amounts have been recorded as a deferred inflow of resources on both the government-wide statement of net position and the governmental fund financial statements. Unavailable revenue is reported only on the governmental funds balance sheet, and represents receivables which will not be collected within the available period. For the District unavailable revenue includes, but is not limited to, delinquent property taxes, income taxes, and intergovernmental grants. These amounts are deferred and recognized as an inflow of resources in the period the amounts become available.

**JEFFERSON LOCAL SCHOOL DISTRICT
MADISON COUNTY, OHIO**

NOTES TO THE BASIC FINANCIAL STATEMENTS
FOR THE FISCAL YEAR ENDED JUNE 30, 2021

NOTE 2 - SUMMARY OF SIGNIFICANT ACCOUNTING POLICIES - (Continued)

For the District, see Notes 12 and 13 for deferred inflows of resources related to the District's net pension liability and net OPEB liability/asset, respectively. This deferred inflow of resources is only reported on the government-wide statement of net position.

Expenses/Expenditures - On the accrual basis of accounting, expenses are recognized at the time they are incurred. The entitlement value of donated commodities received during the year is reported in the statement of revenues, expenditures and changes in fund balances as an expenditure with a like amount reported as intergovernmental revenue.

The measurement focus of governmental fund accounting is on decreases in net financial resources (expenditures) rather than expenses. Expenditures are generally recognized in the accounting period in which the related fund liability is incurred, if measurable. Allocations of cost, such as depreciation and amortization, are not recognized in governmental funds.

E. Budgets

The District is required by State statute to adopt an annual appropriated cash basis budget for all funds except custodial funds. The specific timetable for fiscal year 2021 is as follows:

1. Prior to January 15, the Superintendent and Treasurer submit to the Board of Education a proposed operating budget for the fiscal year commencing the following July 1. The budget includes proposed expenditures and the means of financing for all funds. Public hearings are publicized and conducted to obtain taxpayers' comments. The purpose of this budget document is to reflect the need for existing (or increased) tax rates.
2. By no later than January 20, the Board-adopted budget is filed with the Madison County Budget Commission for tax rate determination.
3. Prior to April 1, the Board of Education accepts, by formal resolution, the tax rates as determined by the Budget Commission and receives the Commission's certificate of estimated resources which states the projected revenue of each fund. Prior to July 1, the District must revise its budget so that total contemplated expenditures from any fund during the ensuing year will not exceed the amount stated in the certificate of estimated resources. The revised budget then serves as a basis for the appropriation measure. On or about July 1, the certificate is amended to include any unencumbered balances from the preceding year as reported by the District Treasurer. The certificate may be further amended during the year if projected increases or decreases in revenue are identified by the District Treasurer. The budget figures, as shown in the accompanying budgetary statement, reflect the amounts set forth in the original and final amended certificate issued for fiscal year 2021.
4. By July 1, the annual appropriation resolution is legally enacted by the Board of Education at the fund level of expenditures, which is the legal level of budgetary control. Although the legal level of budgetary control was established at the fund level of expenditures, the District has elected to present budgetary statement comparisons at the fund and function level of expenditures. State statute permits a temporary appropriation to be effective until no later than October 1 of each year. Resolution appropriations by fund must be within the estimated resources as certified by the County Budget Commission and the total of expenditures may not exceed the appropriation totals.
5. Any revisions that alter the total of any fund appropriation must be approved by the Board of Education.
6. Formal budgetary integration is employed as a management control device during the year for all funds consistent with the general obligation bond indenture and other statutory provisions.

**JEFFERSON LOCAL SCHOOL DISTRICT
MADISON COUNTY, OHIO**

NOTES TO THE BASIC FINANCIAL STATEMENTS
FOR THE FISCAL YEAR ENDED JUNE 30, 2021

NOTE 2 - SUMMARY OF SIGNIFICANT ACCOUNTING POLICIES - (Continued)

7. Appropriation amounts are as originally adopted, or as amended by the Board of Education through the year by supplemental appropriations, which either reallocated or increased the original, appropriated amounts. The Board legally enacted all supplemental appropriations, during fiscal year 2021. The budget figures, as shown in the accompanying budgetary statement, reflect the original and final appropriation amounts, including all amendments approved in the fiscal year.
8. Unencumbered appropriations lapse at year end. Encumbered appropriations are carried forward to the succeeding fiscal year and need not be re-appropriated. Expenditures may not legally exceed budgeted appropriations at the fund level.

F. Cash and Cash Equivalents

To improve cash management, cash received by the District is pooled. Monies for all funds are maintained in this pool. Individual fund integrity is maintained through the District's records. Each fund's interest in the pool is presented as "equity in pooled cash and cash equivalents" on the basic financial statements.

During 2021, investments were limited to governmental mutual funds and investments in the State Treasury Asset Reserve of Ohio (STAR Ohio). Except for nonparticipating investment contracts, investments are reported at fair value, which is based on quoted market price. Nonparticipating investment contracts, such as government mutual funds, are reported at cost.

STAR Ohio (the State Treasury Asset Reserve of Ohio), is an investment pool managed by the State Treasurer's Office which allows governments within the State to pool their funds for investment purposes. STAR Ohio is not registered with the SEC as an investment company, but has adopted Governmental Accounting Standards Board (GASB), Statement No. 79, "Certain External Investment Pools and Pool Participants." The District measures its investment in STAR Ohio at the net asset value (NAV) per share provided by STAR Ohio. The NAV per share is calculated on an amortized cost basis that provides an NAV per share that approximates fair value.

For fiscal year 2021, there were no limitations or restrictions on any participant withdrawals due to redemption notice periods, liquidity fees, or redemption gates. However, notice must be given 24 hours in advance of all deposits and withdrawals exceeding \$100 million. STAR Ohio reserves the right to limit the transaction to \$250 million, requiring the excess amount to be transacted the following business day(s), but only to the \$250 million limit. All accounts of the participant will be combined for these purposes.

Under existing Ohio statutes all investment earnings are assigned to the general fund unless statutorily required to be credited to a specific fund or by policy of the Board of Education. Investment earnings are assigned to the general fund and other nonmajor governmental funds. Interest revenue credited to the general fund during fiscal year 2021 amounted to \$34,713, which includes \$25,036 assigned from other funds.

For purposes of the statement of cash flows and for presentation on the statement of net position, all investments are considered to be cash equivalents.

An analysis of the District's investment account at year end is provided in Note 4.

G. Inventory

On government-wide and fund financial statements, purchased inventories are presented at the lower of cost or market and donated commodities are presented at their entitlement value. Inventories are recorded on a first-in, first-out basis and are expensed when used. Inventories are accounted for using the consumption method on the government-wide statements and the fund financial statements.

**JEFFERSON LOCAL SCHOOL DISTRICT
MADISON COUNTY, OHIO**

NOTES TO THE BASIC FINANCIAL STATEMENTS
FOR THE FISCAL YEAR ENDED JUNE 30, 2021

NOTE 2 - SUMMARY OF SIGNIFICANT ACCOUNTING POLICIES - (Continued)

On the fund financial statements, reported material and supplies inventory is equally offset by nonspendable fund balance in the governmental funds which indicates that it does not constitute available spendable resources even though it is a component of net current assets.

Inventory consists of expendable supplies held for consumption, donated food and purchased food.

H. Capital Assets

General capital assets are those assets not specifically related to activities reported in the proprietary fund. These assets generally result from expenditures in the governmental funds. These assets are reported in the governmental activities column of the government-wide statement of net position, but are not reported in the fund financial statements.

All capital assets are capitalized at cost (or estimated historical cost) and updated for additions and retirements during the year. Donated capital assets are recorded at their acquisition values as of the date received. The District maintains a capitalization threshold of \$3,000. Improvements are capitalized; the costs of normal maintenance and repairs that do not add to the value of the asset or materially extend an asset's life are not. The District does not possess infrastructure.

All reported capital assets except land are depreciated. Improvements are depreciated over the remaining useful lives of the related capital assets. Depreciation is computed using the straight-line method over the following useful lives:

<u>Description</u>	<u>Governmental Activities Estimated Lives</u>
Land improvements	10 - 20 years
Buildings and improvements	50 years
Furniture and equipment	5 - 20 years
Vehicles	8 - 15 years

I. Interfund Balances

On fund financial statements, receivables and payables resulting from short-term interfund loans from the general fund to cover negative cash balances in other governmental funds are classified as "due to/from other funds". These amounts are eliminated in the governmental activities columns on the statement of net position.

J. Compensated Absences

Compensated absences of the District consist of vacation leave and sick leave liability to the extent that payments to the employee for these absences are attributable to services already rendered and are not contingent on a specific event that is outside the control of the District and the employee.

**JEFFERSON LOCAL SCHOOL DISTRICT
MADISON COUNTY, OHIO**

NOTES TO THE BASIC FINANCIAL STATEMENTS
FOR THE FISCAL YEAR ENDED JUNE 30, 2021

NOTE 2 - SUMMARY OF SIGNIFICANT ACCOUNTING POLICIES - (Continued)

In accordance with the provisions of GASB Statement No. 16, "Accounting for Compensated Absences", a liability for vacation leave is accrued if a) the employees' rights to payment are attributable to services already rendered; and b) it is probable that the employer will compensate the employees for the benefits through paid time off or other means, such as cash payment at termination or retirement. An accrual for earned sick leave is made to the extent that it is probable that the benefits will result in termination (severance) benefits. A liability for severance is accrued using the vesting method; i.e., the liability is based on the sick leave accumulated at June 30, 2021, by those employees who are currently eligible to receive termination (severance) payments, as well as those employees expected to become eligible in the future. For purposes of establishing a liability for sick leave on employees expected to become eligible to retire in the future, all employees at least 50 years of age with 10 years of service or any age with at least 15 years of service, were considered expected to become eligible to retire in accordance with GASB Statement No. 16.

The total liability for vacation and sick leave payments has been calculated using pay rates in effect at June 30, 2021 and reduced to the maximum payment allowed by labor contract and/or statute, plus any applicable additional salary related payments.

The entire compensated absence liability is reported on the government-wide financial statements.

For governmental fund financial statements, the current portion of unpaid compensated absences is the amount expected to be paid using expendable available resources. These amounts are recorded in the account "compensated absences payable" in the fund from which the employees who have accumulated unpaid leave are paid. The noncurrent portion of the liability is not reported.

K. Accrued Liabilities and Long-Term Obligations

All payables, accrued liabilities and long-term obligations are reported in the government-wide financial statements, and all payables, accrued liabilities and long-term obligations payable from the internal service fund are reported on the proprietary fund financial statements.

In general, governmental fund payables and accrued liabilities that, once incurred, are paid in a timely manner and in full from current financial resources, are reported as obligations of the funds. However, claims and compensated absences that will be paid from governmental funds are reported as a liability in the fund financial statements only to the extent that they are due for payment during the current year. Bonds and notes are recognized as a liability on the fund financial statements when due. Net pension/OPEB liability should be recognized in the governmental funds to the extent that benefit payments are due and payable and the pension/OPEB plan's fiduciary net position is not sufficient for payment of those benefits.

L. Fund Balance

Fund balance is divided into five classifications based primarily on the extent to which the District is bound to observe constraints imposed upon the use of the resources in the governmental funds. The classifications are as follows:

Nonspendable - The nonspendable fund balance classification includes amounts that cannot be spent because they are not in spendable form or legally required to be maintained intact. The "not in spendable form" criterion includes items that are not expected to be converted to cash. It also includes the long-term amount of loans receivable.

Restricted - Fund balance is reported as restricted when constraints are placed on the use of resources that are either externally imposed by creditors (such as through debt covenants), grantors, contributors, or laws or regulations of other governments, or imposed by law through constitutional provisions or enabling legislation.

**JEFFERSON LOCAL SCHOOL DISTRICT
MADISON COUNTY, OHIO**

NOTES TO THE BASIC FINANCIAL STATEMENTS
FOR THE FISCAL YEAR ENDED JUNE 30, 2021

NOTE 2 - SUMMARY OF SIGNIFICANT ACCOUNTING POLICIES - (Continued)

Committed - The committed fund balance classification includes amounts that can be used only for the specific purposes imposed by a formal action (resolution) of the District Board of Education (the highest level of decision making authority). Those committed amounts cannot be used for any other purpose unless the District Board of Education removes or changes the specified use by taking the same type of action (resolution) it employed to previously commit those amounts. Committed fund balance also incorporates contractual obligations to the extent that existing resources in the fund have been specifically committed for use in satisfying those contractual requirements.

Assigned - Amounts in the assigned fund balance classification are intended to be used by the District for specific purposes but do not meet the criteria to be classified as restricted nor committed. In governmental funds other than the general fund, assigned fund balance represents the remaining amount that is not restricted or committed. In the general fund, assigned amounts represent intended uses established by policies of the District Board of Education, which includes giving the Treasurer the authority to constrain monies for intended purposes.

Unassigned - Unassigned fund balance is the residual classification for the general fund and includes all spendable amounts not contained in the other classifications. In other governmental funds, the unassigned classification is only used to report a deficit fund balance resulting from overspending for specific purposes for which amounts had been restricted, committed, or assigned.

The District applies restricted resources first when expenditures are incurred for purposes for which restricted and unrestricted (committed, assigned, and unassigned) fund balance is available. Similarly, within unrestricted fund balance, committed amounts are reduced first followed by assigned, and then unassigned amounts when expenditures are incurred for purposes for which amounts in any of the unrestricted fund balance classifications could be used.

M. Net Position

Net position represents the difference between assets and deferred outflows and liabilities and deferred inflows. The net position component "net investment in capital assets," consists of capital assets, net of accumulated depreciation, reduced by the outstanding balances of any borrowing used for the acquisition, construction or improvement of those assets. Deferred outflows of resources and deferred inflows of resources that are attributable to the acquisition, construction or improvement of those assets or related debt also should be included in this component of net position. Net position is reported as restricted when there are limitations imposed on its use either through the enabling legislation adopted by the District or through external restrictions imposed by creditors, grantors or laws or regulations of other governments. The amount restricted for other purposes represents amounts restricted for school bus purchases by the State of Ohio.

The District applies restricted resources first when an expense is incurred for purposes for which both restricted and unrestricted net position is available.

N. Prepayments

Certain payments to vendors reflect the costs applicable to future accounting periods and are recorded as prepaid items in both government-wide and fund financial statements. These items are reported as assets on the balance sheet using the consumption method. A current asset for the prepaid amounts is recorded at the time of the purchase and the expenditure/expense is reported in the year in which services are consumed.

On the fund financial statements, reported prepayments are equally offset by nonspendable fund balance in the governmental funds which indicates that it does not constitute available spendable resources even though it is a component of net current assets.

**JEFFERSON LOCAL SCHOOL DISTRICT
MADISON COUNTY, OHIO**

NOTES TO THE BASIC FINANCIAL STATEMENTS
FOR THE FISCAL YEAR ENDED JUNE 30, 2021

NOTE 2 - SUMMARY OF SIGNIFICANT ACCOUNTING POLICIES - (Continued)

O. Estimates

The preparation of the basic financial statements in conformity with GAAP requires management to make estimates and assumptions that affect the amounts reported on the basic financial statements and accompanying notes. Actual results may differ from those estimates.

P. Restricted Assets

Restricted assets in the general fund represent cash and cash equivalents that are restricted in use by State statute. Restricted assets represent monies received from the State of Ohio that are restricted for school bus purchases. The District had \$3,882 in restricted cash assets at June 30, 2021. See Note 16 for detail.

Q. Interfund Activity

Exchange transactions between funds are reported as revenues in the seller funds and as expenditures/expenses in the purchaser funds. Flows of cash or goods from one fund to another without a requirement for repayment are reported as interfund transfers. Interfund transfers are reported as other financing sources/uses in governmental funds and after nonoperating revenues/expenses in proprietary fund. Repayments from funds responsible for particular expenditures/expenses to the funds that initially paid for them are not presented on the basic financial statements.

R. Unamortized Bond Premiums and Discounts / Accounting Gain or Loss

Bond premiums are deferred and amortized over the term of the bonds. Using the straight-line method, which approximates the effective interest method, bond premiums are presented as an addition to the face amount of the bonds.

For advance refundings resulting in the defeasance of debt, the difference between the reacquisition price and the net carrying amount of the old debt is deferred and amortized as a component of interest expense. This accounting gain or loss is amortized over the remaining life of the old debt or the life of the new debt, whichever is shorter and is presented as a deferred outflow of resources.

On the governmental fund financial statements bond premiums are recognized in the current period. A reconciliation between the bonds face value and the amount reported on the statement of net position is presented in Note 10.

S. Pensions/Other Postemployment Benefits (OPEB)

For purposes of measuring the net pension/OPEB liability, net OPEB asset, deferred outflows of resources and deferred inflows of resources related pensions/OPEB, and pension/OPEB expense, information about the fiduciary net position of the pension/OPEB plans and additions to/deductions from their fiduciary net position have been determined on the same basis as they are reported by the pension/OPEB plan. For this purpose, benefit payments (including refunds of employee contributions) are recognized when due and payable in accordance with the benefit terms. The pension/OPEB plans report investments at fair value.

T. Extraordinary and Special Items

Extraordinary items are transactions or events that are both unusual in nature and infrequent in occurrence. Special items are transactions or events that are within the control of the Board of Education and that are either unusual in nature or infrequent in occurrence. The District had no extraordinary or special items during fiscal year 2021.

**JEFFERSON LOCAL SCHOOL DISTRICT
MADISON COUNTY, OHIO**

NOTES TO THE BASIC FINANCIAL STATEMENTS
FOR THE FISCAL YEAR ENDED JUNE 30, 2021

NOTE 2 - SUMMARY OF SIGNIFICANT ACCOUNTING POLICIES - (Continued)

U. Fair Value

The District categorizes its fair value measurements within the fair value hierarchy established by generally accepted accounting principles. The hierarchy is based on the valuation inputs used to measure the fair value of the asset. Level 1 inputs are quoted prices in active markets for identical assets; Level 2 inputs are significant other observable inputs; Level 3 inputs are significant unobservable inputs.

NOTE 3 - ACCOUNTABILITY AND COMPLIANCE

A. Change in Accounting Principles

For fiscal year 2021, the District has applied GASB Statement No. 95, "*Postponement of the Effective Dates of Certain Authoritative Guidance*." GASB Statement No. 95 provides temporary relief to governments and other stakeholders in light of the COVID-19 pandemic. This objective is accomplished by postponing the effective dates of certain provisions in Statements and Implementation Guides that first became effective or are scheduled to become effective for periods beginning after June 15, 2018, and later.

Certain provisions contained in the following pronouncements were scheduled to be implemented for the fiscal year ended June 30, 2021. Due to the implementation of GASB Statement No. 95, the effective dates of certain provisions contained in these pronouncements are postponed until the fiscal year ended June 30, 2022:

- Statement No. 87, *Leases*
- Implementation Guide No. 2019-3, *Leases*
- Statement No. 89, *Accounting for Interest Cost Incurred before the End of a Construction Period*
- Statement No. 92, *Omnibus 2020*
- Statement No. 93, *Replacement of Interbank Offered Rates*

B. Deficit Fund Balances

Fund balances at June 30, 2021 included the following individual fund deficits:

<u>Nonmajor funds</u>	<u>Deficit</u>
Food Service	\$ 21,688

The general fund is liable for any deficit in this fund and provides transfers when cash is required, not when accruals occur. The deficit fund balance resulted from adjustments for accrued liabilities.

NOTE 4 - DEPOSITS AND INVESTMENTS

State statutes classify monies held by the District into three categories.

Active deposits are public deposits necessary to meet current demands on the treasury. Such monies must be maintained either as cash in the District treasury, in commercial accounts payable or withdrawable on demand, including negotiable order of withdrawal (NOW) accounts, or in money market deposit accounts.

**JEFFERSON LOCAL SCHOOL DISTRICT
MADISON COUNTY, OHIO**

NOTES TO THE BASIC FINANCIAL STATEMENTS
FOR THE FISCAL YEAR ENDED JUNE 30, 2021

NOTE 4 - DEPOSITS AND INVESTMENTS - (Continued)

Inactive deposits are public deposits that the Board of Education has identified as not required for use within the current five year period of designation of depositories. Inactive deposits must either be evidenced by certificates of deposit maturing not later than the end of the current period of designation of depositories, or by savings or deposit accounts including, but not limited to, passbook accounts.

Interim deposits are deposits of interim monies. Interim monies are those monies which are not needed for immediate use, but which will be needed before the end of the current period of designation of depositories. Interim deposits must be evidenced by time certificates of deposit maturing not more than one year from the date of deposit or by savings or deposit accounts including passbook accounts.

Interim monies may be deposited or invested in the following securities:

1. United States Treasury Notes, Bills, Bonds, or any other obligation or security issued by the United States Treasury or any other obligation guaranteed as to principal and interest by the United States;
2. Bonds, notes, debentures, or any other obligations or securities issued by any federal government agency or instrumentality, including, but not limited to, the Federal National Mortgage Association, Federal Home Loan Bank, Federal Farm Credit Bank, Federal Home Loan Mortgage Corporation and Government National Mortgage Association. All federal agency securities shall be direct issuances of federal government agencies or instrumentalities;
3. Written repurchase agreements in the securities listed above provided that the fair value of the securities subject to the repurchase agreement must exceed the principal value of the agreement by at least two percent and be marked to market daily, and that the term of the agreement must not exceed thirty days;
4. Bonds and other obligations of the State of Ohio; and with certain limitations including a requirement for maturity within ten years from the date of settlement, bonds and other obligations of political subdivisions of the State of Ohio, if training requirements have been met;
5. Time certificates of deposit or savings or deposit accounts including, but not limited to, passbook accounts;
6. No-load money market mutual funds consisting exclusively of obligations described in items (1) and (2) above and repurchase agreements secured by such obligations, provided that investments in securities described in this division are made only through eligible institutions;
7. The State Treasurer's investment pool, the State Treasury Asset Reserve of Ohio (STAR Ohio); and
8. Certain banker's acceptance and commercial paper notes for a period not to exceed one-hundred-eighty days and two-hundred-seventy days, respectively, from the purchase date in an amount not to exceed forty percent of the interim monies available for investment at any one time.

Protection of the deposits is provided by the Federal Deposit Insurance Corporation (FDIC), by eligible securities pledged by the financial institution as security for repayment, or by the financial institutions participation in the Ohio Pooled Collateral System (OPCS), a collateral pool of eligible securities deposited with a qualified trustee and pledged to the Treasurer of State to secure the repayment of all public monies deposited in the financial institution.

**JEFFERSON LOCAL SCHOOL DISTRICT
MADISON COUNTY, OHIO**

NOTES TO THE BASIC FINANCIAL STATEMENTS
FOR THE FISCAL YEAR ENDED JUNE 30, 2021

NOTE 4 - DEPOSITS AND INVESTMENTS - (Continued)

Investments in stripped principal or interest obligations, reverse repurchase agreements and derivatives are prohibited. The issuance of taxable notes for the purpose of arbitrage, the use of leverage and short selling are also prohibited. Except as noted above, an investment must mature within five years from the date of purchase unless matched to a specific obligation or debt of the District, and must be purchased with the expectation that it will be held to maturity. Investments may only be made through specified dealers and institutions. Payment for investments may be made only upon delivery of the securities representing the investments to the Treasurer or qualified trustee or, if the securities are not represented by a certificate, upon receipt of confirmation of transfer from the custodian.

A. Cash with Fiscal Agent

The District is self-insured through a fiscal agent. The money held by the fiscal agent cannot be identified as an investment or deposit, since it is held in a pool made up of numerous participants. The amount held by the fiscal agent at June 30, 2021 was \$1,208,771. This amount is not included in the “deposits” or “investments” reported below.

B. Deposits with Financial Institutions

At June 30, 2021, the carrying amount of all District deposits was \$3,848,793 and the bank balance of all District deposits was \$4,215,798. Of the bank balance, \$250,000 was covered by the FDIC, \$2,823,959 was covered by the Ohio Pooled Collateral System and \$1,141,839 was exposed to custodial credit risk because this amount was uninsured and uncollateralized.

Custodial credit risk is the risk that, in the event of bank failure, the District will not be able to recover deposits or collateral securities that are in the possession of an outside party. The District has no deposit policy for custodial credit risk beyond the requirements of State statute. Ohio law requires that deposits either be insured or protected by (1) eligible securities pledged to the District and deposited with a qualified trustee by the financial institution as security for repayment whose fair value at all times shall be at least 105 percent of the deposits being secured, or (2) participation in the Ohio Pooled Collateral System (OPCS), a collateral pool of eligible securities deposited with a qualified trustee and pledged to the Treasurer of State to secure the repayment of all public monies deposited in the financial institution. OPCS requires the total fair value of the securities pledged to be 102 percent of the deposits being secured or a reduced rate set by the Treasurer of State. For fiscal year 2021, the District’s financial institution was approved for a reduced collateral rate of fifty percent through OPCS. Although all statutory requirements for the deposit of money has been followed, noncompliance with federal requirements could potentially subject the District to a successful claim by the FDIC.

C. Investments

As of June 30, 2021, the District had the following investments and maturities:

<u>Measurement/ Investment type</u>	<u>Measurement Amount</u>	<u>Investment Maturities</u>
		<u>6 months or less</u>
<i>Net Asset Value:</i>		
STAR Ohio	\$ 573,238	\$ 573,238
<i>Fair Value:</i>		
Government mutual fund	<u>3</u>	<u>3</u>
Total	<u>\$ 573,241</u>	<u>\$ 573,241</u>

**JEFFERSON LOCAL SCHOOL DISTRICT
MADISON COUNTY, OHIO**

NOTES TO THE BASIC FINANCIAL STATEMENTS
FOR THE FISCAL YEAR ENDED JUNE 30, 2021

NOTE 4 - DEPOSITS AND INVESTMENTS - (Continued)

STAR Ohio is measured at net asset value per share while all other investments are measured at fair value. Fair value is determined by quoted market prices and acceptable other pricing methodologies. The District categorizes its fair value measurements within the fair value hierarchy established by generally accepted accounting principles. The hierarchy is based on the valuation inputs used to measure the fair value of the asset. Level 1 inputs are quoted prices in active markets for identical assets. Level 2 inputs are significant other observable inputs. Level 3 inputs are significant unobservable inputs. The above table identifies the District's recurring fair value measurement as of June 30, 2021. As previously discussed, STAR Ohio is reported at its net asset value.

The District's investments in US government money market mutual funds are valued using quoted market prices (Level 1 inputs).

Interest Rate Risk: As a means of limiting its exposure to fair value losses arising from rising interest rates and according to State law, the District's investment policy limits investment portfolio maturities to five years or less.

Credit Risk: STAR Ohio carries a rating of AAAM by Standard and Poor's. Ohio law requires that STAR Ohio maintain the highest rating provided by at least one nationally recognized standard rating service. The District's Government mutual funds carry a rating of AAA by Moody's and a rating of A+ by Standard and Poor's. The District's investment policy does not specifically address credit risk beyond requiring the District to only invest in securities authorized by State statute. The negotiable CDs were covered by FDIC.

Custodial Credit Risk: For an investment, custodial credit risk is the risk that, in the event of the failure of the counterparty, the District will not be able to recover the value of its investments or collateral securities that are in the possession of an outside party. The District has no investment policy dealing with investment custodial risk beyond the requirement in State statute that prohibits payment for investments prior to the delivery of the securities representing such investments to the Treasurer or qualified trustee.

Concentration of Credit Risk: The District places no limit on the amount that may be invested in any one issuer. The following table includes the percentage of each investment type held by the District at June 30, 2021:

<u>Measurement/ Investment type</u>	<u>Fair Value</u>	<u>% of Total</u>
<i>Net Asset Value:</i>		
STAR Ohio	\$ 573,238	100.00
<i>Fair Value:</i>		
Government mutual fund	<u>3</u>	<u>-</u>
Total	<u>\$ 573,241</u>	<u>100.00</u>

**JEFFERSON LOCAL SCHOOL DISTRICT
MADISON COUNTY, OHIO**

NOTES TO THE BASIC FINANCIAL STATEMENTS
FOR THE FISCAL YEAR ENDED JUNE 30, 2021

NOTE 4 - DEPOSITS AND INVESTMENTS - (Continued)

D. Reconciliation of Cash and Investments to the Statement of Net Position

The following is a reconciliation of cash and investments as reported in the note above to cash and investments as reported on the statement of net position as of June 30, 2021:

<u>Cash and investments per note</u>	
Carrying amount of deposits	\$ 3,848,793
Investments	573,241
Cash with fiscal agent	<u>1,208,771</u>
Total	<u>\$ 5,630,805</u>
 <u>Cash and investments per statement of net position</u>	
Governmental activities	\$ 5,629,305
Fiduciary funds	<u>1,500</u>
Total	<u>\$ 5,630,805</u>

NOTE 5 - INTERFUND TRANSACTIONS

- A. Interfund balances at June 30, 2021, as reported on the fund statements, consist of the following amounts due to/from other funds:

<u>Receivable fund</u>	<u>Payable fund</u>	<u>Amount</u>
General fund	Nonmajor governmental funds	<u>\$ 27,651</u>

The primary purpose of the interfund balances is to cover negative cash balances in specific funds where revenues were requested, but were not received by June 30. These interfund balances will be repaid once the anticipated revenues are received.

Interfund balances between governmental funds are eliminated on the government-wide financial statements.

- B. Interfund transfers for the year ended June 30, 2021, consisted of the following, as reported in the fund financial statements:

<u>Transfers to nonmajor governmental funds from:</u>	
General fund	<u>\$ 120,000</u>

Transfers are used to (1) move revenues from the fund that statute or budget requires to collect them to the fund that statute or budget requires to expend them, and (2) use unrestricted revenues collected in the general fund to finance various programs accounted for in other funds in accordance with budgetary authorizations.

Interfund transfers between governmental funds are eliminated for reporting on the government-wide financial statements.

**JEFFERSON LOCAL SCHOOL DISTRICT
MADISON COUNTY, OHIO**

NOTES TO THE BASIC FINANCIAL STATEMENTS
FOR THE FISCAL YEAR ENDED JUNE 30, 2021

NOTE 6 - PROPERTY TAXES

Property taxes are levied and assessed on a calendar year basis while the District fiscal year runs from July through June. First half tax collections are received by the District in the second half of the fiscal year. Second half tax distributions occur in the first half of the following fiscal year.

Property taxes include amounts levied against all real property and public utility property. Real property tax revenues received in calendar year 2021 represent the collection of calendar year 2020 taxes. Real property taxes received in calendar year 2021 were levied after April 1, 2020, on the assessed values as of January 1, 2020, the lien date. Assessed values for real property taxes are established by State statute at 35 percent of appraised fair value. Real property taxes are payable annually or semiannually. If paid annually, payment is due December 31; if paid semiannually, the first payment is due December 31, with the remainder payable by June 20. Under certain circumstances, State statute permits alternate payment dates to be established. Public utility property tax revenues received in calendar year 2021 represent the collection of calendar year 2020 taxes. Public utility real and personal property taxes received in calendar year 2021 became a lien on December 31, 2019, were levied after April 1, 2020, and are collected with real property taxes. Public utility real property is assessed at 35 percent of true value; public utility tangible personal property is currently assessed at varying percentages of true value.

The District receives property taxes from Madison County. The County Auditor periodically advances to the District its portion of the taxes collected. Second-half real property tax payments collected by the County by June 30, 2021, are available to finance fiscal year 2021 operations. The amount available as an advance at June 30, 2021 was \$3,027,871 in the general fund, \$364,304 in the debt service fund and \$36,327 in the maintenance program fund (a nonmajor governmental fund). This amount is recorded as revenue. The amount available for advance at June 30, 2020 was \$2,770,133 in the general fund, \$334,917 in the debt service fund and \$35,695 in the maintenance program fund (a nonmajor governmental fund). The amount of second-half real property taxes available for advance at fiscal year-end can vary based on the date the tax bills are sent.

Accrued property taxes receivable includes real property, public utility property and delinquent tangible personal property taxes which are measurable as of June 30, 2021 and for which there is an enforceable legal claim. Although total property tax collections for the next fiscal year are measurable, only the amount of real property taxes available as an advance at June 30 was levied to finance current fiscal year operations and is reported as revenue at fiscal year-end. The portion of the receivable not levied to finance current fiscal year operations is offset by a credit to deferred inflows.

On the accrual basis of accounting, collectible delinquent property taxes have been recorded as a receivable and revenue, while on a modified accrual basis of accounting the revenue has been reported as a deferred inflow.

The assessed values upon which the fiscal year 2021 taxes were collected are:

	2020 Second Half Collections		2021 First Half Collections	
	<u>Amount</u>	<u>Percent</u>	<u>Amount</u>	<u>Percent</u>
Agricultural/residential and other real estate	\$ 202,242,160	90.52	\$ 220,476,330	90.91
Public utility personal	<u>21,192,270</u>	<u>9.48</u>	<u>22,034,260</u>	<u>9.09</u>
Total	<u>\$ 223,434,430</u>	<u>100.00</u>	<u>\$ 242,510,590</u>	<u>100.00</u>
Tax rate per \$1,000 of assessed valuation	\$37.16		\$37.16	

**JEFFERSON LOCAL SCHOOL DISTRICT
MADISON COUNTY, OHIO**

NOTES TO THE BASIC FINANCIAL STATEMENTS
FOR THE FISCAL YEAR ENDED JUNE 30, 2021

NOTE 7 - SCHOOL DISTRICT INCOME TAX

The District currently benefits from a 1% income tax, which is assessed on all residents of the District. In fiscal year 2021, the District income tax generated \$1,890,703 in revenue. Revenues generated by the school district income tax are reported in the general fund.

NOTE 8 - RECEIVABLES

Receivables at June 30, 2021 consisted of property taxes, accounts (billings for user charged services and student fees), income taxes, payment in lieu of taxes, intergovernmental grants and entitlements and accrued interest. All receivables are considered collectible in full due to the ability to foreclose for the nonpayment of taxes, the stable condition of State programs and the current year guarantee of federal funds. A summary of the principal items of receivables reported on the statement of net position follows:

Governmental activities:

Property taxes	\$ 7,602,815
Income taxes	699,656
Accounts	4,198
Payment in lieu of taxes	603,560
Intergovernmental	209,289
Accrued interest	<u>933</u>
Total	<u>\$ 9,120,451</u>

Receivables have been disaggregated on the face of the basic financial statements. All receivables are expected to be collected within the subsequent year.

**JEFFERSON LOCAL SCHOOL DISTRICT
MADISON COUNTY, OHIO**

NOTES TO THE BASIC FINANCIAL STATEMENTS
FOR THE FISCAL YEAR ENDED JUNE 30, 2021

NOTE 9 - CAPITAL ASSETS

Capital asset activity for the fiscal year ended June 30, 2021, was as follows:

	<u>Balance</u> <u>6/30/20</u>	<u>Additions</u>	<u>Deductions</u>	<u>Balance</u> <u>6/30/21</u>
Governmental activities:				
<i>Capital assets, not being depreciated:</i>				
Land	\$ 254,158	\$ -	\$ -	\$ 254,158
Total capital assets, not being depreciated	<u>254,158</u>	<u>-</u>	<u>-</u>	<u>254,158</u>
<i>Capital assets, being depreciated:</i>				
Land improvements	566,873	-	-	566,873
Buildings and improvements	33,544,504	-	-	33,544,504
Furniture and equipment	1,178,877	-	-	1,178,877
Vehicles	1,230,150	96,237	-	1,326,387
Total capital assets, being depreciated	<u>36,520,404</u>	<u>96,237</u>	<u>-</u>	<u>36,616,641</u>
<i>Less: accumulated depreciation</i>				
Land improvements	(451,615)	-	-	(451,615)
Buildings and improvements	(10,317,896)	(670,822)	-	(10,988,718)
Furniture and equipment	(805,570)	(71,210)	-	(876,780)
Vehicles	(1,002,694)	(46,223)	-	(1,048,917)
Total accumulated depreciation	<u>(12,577,775)</u>	<u>(788,255)</u>	<u>-</u>	<u>(13,366,030)</u>
Governmental activities capital assets, net	<u>\$ 24,196,787</u>	<u>\$ (692,018)</u>	<u>\$ -</u>	<u>\$ 23,504,769</u>

Depreciation expense was charged to governmental functions as follows:

Instruction:

Regular	\$ 349,666
Special	116,268

Support services:

Pupil	20,976
Instructional staff	20,559
Board of education	1,042
Administration	55,756
Fiscal	16,781
Business	12,463
Operations & maintenance	40,744
Pupil transportation	46,420
Central	41,960
Extracurricular	31,292
Food service operation	<u>34,328</u>
Total depreciation expense	<u>\$ 788,255</u>

**JEFFERSON LOCAL SCHOOL DISTRICT
MADISON COUNTY, OHIO**

NOTES TO THE BASIC FINANCIAL STATEMENTS
FOR THE FISCAL YEAR ENDED JUNE 30, 2021

NOTE 10 - LONG-TERM OBLIGATIONS

A. During the fiscal year 2021, the following changes occurred in governmental activities long-term obligations.

	Interest Rate	Balance Outstanding 06/30/20	Additions	Reductions	Balance Outstanding 06/30/21	Amounts Due in One Year
Governmental activities:						
Refunded general obligation bonds - Series 2012	1.25-2.75%					
Current interest bonds		\$ 6,440,000	\$ -	\$ -	\$ 6,440,000	\$ -
Capital appreciation bonds		354,987	-	(193,558)	161,429	161,429
Accreted interest		980,745	183,004	(601,442)	562,307	562,307
Lease purchase agreement - direct borrowings	N/A	13,633	-	(13,633)	-	-
Compensated absences	N/A	1,678,911	62,448	(321,040)	1,420,319	140,579
Net pension liability	N/A	16,185,872	1,352,541	-	17,538,413	-
Net OPEB liability	N/A	1,576,851	-	(258,711)	1,318,140	-
Total long-term obligations, governmental activities		<u>\$ 27,230,999</u>	<u>\$ 1,597,993</u>	<u>\$ (1,388,384)</u>	27,440,608	<u>\$ 864,315</u>
Unamortized premium					534,619	
Total long-term obligations					<u>\$ 27,975,227</u>	

Net Pension Liability: The District's net pension liability is described in Note 12. The District pays obligations related to employee compensation from the fund benefitting from their service.

Net OPEB Liability/Asset: The District's net OPEB liability/asset is described in Note 13. The District pays obligations related to employee compensation from the fund benefitting from their service.

Refunding Bonds, Series 2012

On October 25, 2012, the District issued general obligation refunding bonds (Series 2012, refunding bonds). These bonds refunded the \$8,565,000 callable portion of the Series 2004 issue. These bonds are general obligations of the District, for which its full faith and credit is pledged for repayment. On the fund financial statements, payments of principal and interest relating to these bonds are recorded as expenditures in the debt service fund. On the government-wide financial statements, principal payments reduce the liability reported on the statement of net position. The source of payment is derived from a current 6.9 mil bonded debt tax levy. The balance of the refunded bonds at June 30, 2021 is \$6,601,429.

This issue is comprised of current interest bonds, present value \$6,440,000 at June 30, 2020, and capital appreciation bonds, par value \$354,987. The capital appreciation bonds mature December 1, 2021 (stated interest 18.31%) at a redemption price equal to 100% of the principal, plus accrued interest to the redemption date. The accreted value at maturity for the capital appreciation bonds is \$1,585,000. Total accreted interest of \$161,429 has been included on the statement of net position at June 30, 2021.

Interest payments on the current interest bonds are due on June 1 and December 1 of each year. The final maturity stated in the issue is December 1, 2029.

The reacquisition price exceeded the net carrying amount of the old debt by \$852,635. This amount is being netted against the new debt and amortized over the remaining life of the refunded debt, which is equal to the life of the new debt issued. This advance refunding was undertaken to reduce total debt service payments over the next 17 years by \$2,364,284 and resulted in an economic gain of \$1,605,158.

**JEFFERSON LOCAL SCHOOL DISTRICT
MADISON COUNTY, OHIO**

NOTES TO THE BASIC FINANCIAL STATEMENTS
FOR THE FISCAL YEAR ENDED JUNE 30, 2021

NOTE 10 - LONG-TERM OBLIGATIONS - (Continued)

Lease Purchase Agreement - During a prior fiscal year, the District entered into a lease purchase agreement, in the amount of \$124,626, with DeLage Landen Public Finance, LLC. to finance the cost of new copiers. This new lease replaced the District's old agreement with DeLage Landen Public Finance, LLC. This is a direct borrowing collateralized by the copier equipment. The annual payments are made from the general fund. At June 30, 2021, the outstanding borrowings were paid in full.

Capital assets consisting of furniture and equipment have been recorded in the amount of \$124,626. A corresponding liability is recorded on the statement of net position. Accumulated depreciation as of June 30, 2021 was \$124,626, leaving a current book value of \$0.

Compensated Absences - Compensated absences will be paid from the fund which the employees are paid, which is primarily the general fund.

B. The following is a summary of the District's future annual debt service requirements to maturity for the bonds:

Fiscal Year Ending June 30	Series 2012 Current Interest Bonds			Series 2012 Capital Appreciation Bonds		
	Principal	Interest	Total	Principal	Interest	Total
2022	\$ -	\$ 145,888	\$ 145,888	\$ 161,429	\$ 628,571	\$ 790,000
2023	795,000	137,938	932,938	-	-	-
2024	810,000	121,888	931,888	-	-	-
2025	825,000	105,538	930,538	-	-	-
2026	845,000	87,781	932,781	-	-	-
2027 - 2030	3,165,000	149,288	3,314,288	-	-	-
Total	\$ 6,440,000	\$ 748,321	\$ 7,188,321	\$ 161,429	\$ 628,571	\$ 790,000

C. Legal Debt Margin

The Ohio Revised Code provides that voted net general obligation debt of the District shall never exceed 9% of the total assessed valuation of the District. The code further provides that unvoted indebtedness shall not exceed 1/10 of 1% of the property valuation of the District. The code additionally states that unvoted indebtedness related to energy conservation debt shall not exceed 9/10 of 1% of the property valuation of the District. The assessed valuation used in determining the District's legal debt margin has been modified by House Bill 530 which became effective March 30, 2006. In accordance with House Bill 530, the assessed valuation used in the District's legal debt margin calculation excluded tangible personal property used in business, telephone or telegraph property, interexchange telecommunications company property and personal property owned or leased by a railroad company and used in railroad operations. The effects of these debt limitations at June 30, 2021, are a voted debt margin of \$17,496,742 (including available funds of \$2,272,218) and an unvoted debt margin of \$242,511.

**JEFFERSON LOCAL SCHOOL DISTRICT
MADISON COUNTY, OHIO**

NOTES TO THE BASIC FINANCIAL STATEMENTS
FOR THE FISCAL YEAR ENDED JUNE 30, 2021

NOTE 11 - RISK MANAGEMENT

A. Comprehensive

The District is exposed to various risks of loss related to torts, theft of, damage to, and destruction of assets, injuries to employees and natural disasters. During fiscal year 2021, the District purchased insurance coverage through the Ohio School Plan (see below).

B. Ohio School Plan

The District belongs to the Ohio School Plan (the “Plan”), an unincorporated non-profit association providing a formalized, jointly administered self-insurance risk management program and other administrative services to approximately 400 Ohio schools (“Members”).

Pursuant to Section 2744.081 of the Ohio Revised Code, the Plan is deemed a separate legal entity. The Plan provides property, general liability, educator’s legal liability, automobile and violence coverages, modified for each member’s needs. The Plan pays judgments, settlements and other expenses resulting from covered claims that exceed the member’s specific deductible.

The Plan issues its own policies and reinsures the Plan with reinsurance carriers. Only if the Plan’s paid liability loss ratio exceeds 65 percent and is less than 80 percent does the Plan contribute to paid claims. (See the Plan’s audited financial statements on their website for more details.) The individual members are responsible for their self-retention (deductible) amounts, which vary from member to member.

The Plan’s audited financial statements conform with generally accepted accounting principles, and reported the following assets, liabilities and retained earnings at December 31, 2020, 2019 and 2018:

	2020	2019	2018
Assets	\$ 13,471,241	\$ 12,967,922	\$ 12,764,109
Liabilities	4,909,663	4,843,763	4,451,197
Members' equity	8,561,578	8,124,160	8,312,912

You can read the complete audited financial statements for The Ohio School Plan at the Plan’s website, www.ohioschoolplan.org under “Financials”.

**JEFFERSON LOCAL SCHOOL DISTRICT
MADISON COUNTY, OHIO**

NOTES TO THE BASIC FINANCIAL STATEMENTS
FOR THE FISCAL YEAR ENDED JUNE 30, 2021

NOTE 11 - RISK MANAGEMENT - (Continued)

Coverages provided to the District through the Plan are as follows:

<u>Description</u>	<u>Amount</u>
Building and Contents	
Replacement cost	\$57,364,387
Deductible	1,000
Liability	
School Board Errors and Omissions Liability	
Each wrongful act limit	2,000,000
Annual aggregate limit	4,000,000
Deductible	2,500
General Liability	
Per occurrence combined single limit	2,000,000
Annual aggregate limit	4,000,000
Medical payments limit	10,000
Employee Benefits Liability	
Each wrongful act limit	2,000,000
Annual aggregate limit	4,000,000
Deductible	0
Stop Gap	
Each accident	2,000,000
Disease each employee	2,000,000
Disease policy limit	2,000,000
Automotive Liability	
Liability	
Per occurrence combined single limit	2,000,000
Medical payments limit	5,000
Uninsured/underinsured motorists coverage	1,000,000
Auto Physical Damage (actual cash value)	
Comprehensive deductible	250
Collision deductible	500

Settled claims have not exceeded this commercial coverage in any of the past three years. There was no significant reduction in coverage from the prior year.

C. Employee Group Medical/Surgical and Dental Insurance

Medical/surgical and dental insurance is offered to employees through a self-insurance internal service fund. The District is a member of a claims servicing pool, consisting of 95 school districts within the State, in which monthly premiums are paid to the fiscal agent who in turn pays the claims on the District's behalf. The claims liability of \$199,683 reported in the internal service fund at June 30, 2021 is based on an estimate provided by the third party administrator and the requirements of GASB Statement No. 10, "Accounting and Financial Reporting for Risk Financing and Related Insurance Issues", as amended by GASB Statement No. 30, "Risk Financing Omnibus", which requires that a liability for unpaid claim costs, including estimates of costs relating to incurred, but not reported claims, be accrued at the estimated ultimate cost of settling the claims.

**JEFFERSON LOCAL SCHOOL DISTRICT
MADISON COUNTY, OHIO**

NOTES TO THE BASIC FINANCIAL STATEMENTS
FOR THE FISCAL YEAR ENDED JUNE 30, 2021

NOTE 11 - RISK MANAGEMENT - (Continued)

Changes in claims activity for the past two fiscal years are as follows:

<u>Fiscal Year</u>	<u>Beginning Balance</u>	<u>Claims Incurred</u>	<u>Claims Payments</u>	<u>Ending Balance</u>
2021	\$ 260,055	\$ 1,423,254	\$ (1,483,626)	\$ 199,683
2020	361,017	1,635,382	(1,736,344)	260,055

D. Workers' Compensation Group Rating Plan

The District participates in the Ohio School Boards Association Workers' Compensation Group Rating Plan (the "GRP"), an insurance purchasing pool (See Note 2.A.). The intent of the GRP is to achieve the benefit of a reduced premium for the District by virtue of its grouping and representation with other participants in the GRP.

The workers' compensation experience of the participating districts is calculated as one experience and a common premium rate is applied to all school districts in the GRP. Each participant pays its workers' compensation premium to the State based on the rate for the GRP rather than its individual rate. Total savings are then calculated and each participant's individual performance is compared to the overall savings percentage of the GRP. Participation in the GRP is limited to districts that can meet the GRP's selection criteria. Sedgwick, a workers' compensation management firm, provides administrative, cost control and actuarial services to the Plan.

NOTE 12 - DEFINED BENEFIT PENSION PLANS

The Statewide retirement systems provide both pension benefits and other postemployment benefits (OPEB).

Net Pension Liability/Net OPEB Liability/Asset

Pensions and OPEB are a component of exchange transactions—between an employer and its employees—of salaries and benefits for employee services. Pensions/OPEB are provided to an employee—on a deferred-payment basis—as part of the total compensation package offered by an employer for employee services each financial period.

The net pension/OPEB liability (asset) represent the District's proportionate share of each pension/OPEB plan's collective actuarial present value of projected benefit payments attributable to past periods of service, net of each pension/OPEB plan's fiduciary net position. The net pension/OPEB liability (asset) calculation is dependent on critical long-term variables, including estimated average life expectancies, earnings on investments, cost of living adjustments and others. While these estimates use the best information available, unknowable future events require adjusting these estimates annually.

Ohio Revised Code limits the District's obligation for this liability to annually required payments. The District cannot control benefit terms or the manner in which pensions/OPEB are financed; however, the District does receive the benefit of employees' services in exchange for compensation including pension and OPEB.

**JEFFERSON LOCAL SCHOOL DISTRICT
MADISON COUNTY, OHIO**

NOTES TO THE BASIC FINANCIAL STATEMENTS
FOR THE FISCAL YEAR ENDED JUNE 30, 2021

NOTE 12 - DEFINED BENEFIT PENSION PLANS - (Continued)

GASB 68/75 assumes the liability is solely the obligation of the employer, because (1) they benefit from employee services; and (2) State statute requires funding to come from these employers. All pension contributions to date have come solely from these employers (which also includes pension costs paid in the form of withholdings from employees). The retirement systems may allocate a portion of the employer contributions to provide for these OPEB benefits. In addition, health care plan enrollees pay a portion of the health care costs in the form of a monthly premium. State statute requires the retirement systems to amortize unfunded pension liabilities within 30 years. If the pension amortization period exceeds 30 years, each retirement system’s board must propose corrective action to the State legislature. Any resulting legislative change to benefits or funding could significantly affect the net pension/OPEB liability (asset). Resulting adjustments to the net pension/OPEB liability (asset) would be effective when the changes are legally enforceable. The Ohio revised Code permits, but does not require the retirement systems to provide healthcare to eligible benefit recipients.

The remainder of this note includes the required pension disclosures. See Note 13 for the required OPEB disclosures.

The proportionate share of each plan’s unfunded benefits is presented as a long-term *net pension/OPEB liability (asset)* on the accrual basis of accounting. Any liability for the contractually-required pension contribution outstanding at the end of the year is included in pension and postemployment benefits payable on both the accrual and modified accrual bases of accounting.

Plan Description - School Employees Retirement System (SERS)

Plan Description - The District non-teaching employees participate in SERS, a cost-sharing multiple-employer defined benefit pension plan administered by SERS. SERS provides retirement, disability and survivor benefits, annual cost-of-living adjustments, and death benefits to plan members and beneficiaries. Authority to establish and amend benefits is provided by Ohio Revised Code Chapter 3309. SERS issues a publicly available, stand-alone financial report that includes financial statements, required supplementary information and detailed information about SERS’ fiduciary net position. That report can be obtained by visiting the SERS website at www.ohsers.org under Employers/Audit Resources.

Age and service requirements for retirement are as follows:

	Eligible to Retire on or before August 1, 2017 *	Eligible to Retire after August 1, 2017
Full benefits	Age 65 with 5 years of services credit; or Any age with 30 years of service credit	Age 67 with 10 years of service credit; or Age 57 with 30 years of service credit
Actuarially reduced benefits	Age 60 with 5 years of service credit; or Age 55 with 25 years of service credit	Age 62 with 10 years of service credit; or Age 60 with 25 years of service credit

* Members with 25 years of service credit as of August 1, 2017 will be included in this plan.

Annual retirement benefits are calculated based on final average salary multiplied by a percentage that varies based on years of service; 2.2% for the first thirty years of service and 2.5% for years of service credit over 30. Final average salary is the average of the highest three years of salary.

Effective January 1, 2018, SERS cost-of-living adjustment (COLA) changed from a fixed 3% annual increase to one based on the Consumer Price Index (CPI-W) with a cap of 2.5% and a floor of 0%. SERS also has the authority to award or suspend the COLA, or to adjust the COLA above or below CPI-W. SERS suspended the COLA increases for 2018, 2019 and 2020 for current retirees, and confirmed their intent to implement a four-year waiting period for the start of a COLA for future retirees. For 2021, the COLA was 0.5%.

**JEFFERSON LOCAL SCHOOL DISTRICT
MADISON COUNTY, OHIO**

NOTES TO THE BASIC FINANCIAL STATEMENTS
FOR THE FISCAL YEAR ENDED JUNE 30, 2021

NOTE 12 - DEFINED BENEFIT PENSION PLANS - (Continued)

Funding Policy - Plan members are required to contribute 10% of their annual covered salary and the District is required to contribute 14% of annual covered payroll. The contribution requirements of plan members and employers are established and may be amended by the SERS' Retirement Board up to statutory maximum amounts of 10% for plan members and 14% for employers. The Retirement Board, acting with the advice of the actuary, allocates the employer contribution rate among four of the System's funds (Pension Trust Fund, Death Benefit Fund, Medicare B Fund, and Health Care Fund). For the fiscal year ended June 30, 2021, the allocation to pension, death benefits, and Medicare B was 14.0%.

The District's contractually required contribution to SERS was \$272,680 for fiscal year 2021. Of this amount, \$13,361 is reported as pension obligation payable.

Plan Description - State Teachers Retirement System (STRS)

Plan Description - Licensed teachers participate in STRS, a cost-sharing multiple-employer public employee retirement system administered by STRS. STRS provides retirement and disability benefits to members and death and survivor benefits to beneficiaries. STRS issues a stand-alone financial report that includes financial statements, required supplementary information and detailed information about STRS' fiduciary net position. That report can be obtained by writing to STRS, 275 E. Broad St., Columbus, OH 43215-3771, by calling (888) 227-7877, or by visiting the STRS website at www.strsoh.org.

New members have a choice of three retirement plans: a Defined Benefit (DB) Plan, a Defined Contribution (DC) Plan and a Combined (CO) Plan. Benefits are established by Ohio Revised Code Chapter 3307. The DB Plan offers an annual retirement allowance based on final average salary multiplied by a percentage that varies based on years of service. Effective August 1, 2015, the calculation will be 2.2% of final average salary for the five highest years of earnings multiplied by all years of service. Effective July 1, 2017, the cost-of-living adjustment was reduced to zero. Members are eligible to retire at age 60 with five years of qualifying service credit, or age 55 with 28 years of service, or 33 years of service regardless of age. Eligibility changes will be phased in until August 1, 2026, when retirement eligibility for unreduced benefits will be five years of service credit and age 65, or 35 years of service credit and at least age 60.

The DC Plan allows members to place all of their member contributions and 9.53% of the 14% employer contributions into an investment account. Investment allocation decisions are determined by the member. The remaining 4.47% of the 14% employer rate is allocated to the defined benefit unfunded liability. A member is eligible to receive a retirement benefit at age 50 and termination of employment. The member may elect to receive a lifetime monthly annuity or a lump sum withdrawal.

The Combined Plan offers features of both the DB Plan and the DC Plan. In the Combined Plan, 12% of the 14% member rate goes to the DC Plan and the remaining 2% is applied to the DB Plan. Member contributions to the DC Plan are allocated among investment choices by the member, and contributions to the DB Plan from the employer and the member are used to fund the defined benefit payment at a reduced level from the regular DB Plan. The defined benefit portion of the Combined Plan payment is payable to a member on or after age 60 with five years of service. The defined contribution portion of the account may be taken as a lump sum payment or converted to a lifetime monthly annuity after termination of employment at age 50 and after termination of employment.

New members who choose the DC Plan or Combined Plan will have another opportunity to reselect a permanent plan during their fifth year of membership. Members may remain in the same plan or transfer to another STRS plan. The optional annuitization of a member's defined contribution account or the defined contribution portion of a member's Combined Plan account to a lifetime benefit results in STRS bearing the risk of investment gain or loss on the account. STRS has therefore included all three plan options as one defined benefit plan for GASB 68 reporting purposes.

**JEFFERSON LOCAL SCHOOL DISTRICT
MADISON COUNTY, OHIO**

NOTES TO THE BASIC FINANCIAL STATEMENTS
FOR THE FISCAL YEAR ENDED JUNE 30, 2021

NOTE 12 - DEFINED BENEFIT PENSION PLANS - (Continued)

A DB or Combined Plan member with five or more years of credited service who is determined to be disabled may qualify for a disability benefit. Eligible survivors of members who die before service retirement may qualify for monthly benefits. New members on or after July 1, 2013, must have at least ten years of qualifying service credit to apply for disability benefits. Members in the DC Plan who become disabled are entitled only to their account balance. If a member of the DC Plan dies before retirement benefits begin, the member's designated beneficiary is entitled to receive the member's account balance.

Funding Policy - Employer and member contribution rates are established by the State Teachers Retirement Board and limited by Chapter 3307 of the Ohio Revised Code. For fiscal year 2021, plan members were required to contribute 14% of their annual covered salary. The District was required to contribute 14%; the entire 14% was the portion used to fund pension obligations. The fiscal year 2021 contribution rates were equal to the statutory maximum rates.

The District's contractually required contribution to STRS was \$967,187 for fiscal year 2021. Of this amount, \$156,900 is reported as pension obligation payable.

Pension Liabilities, Pension Expense, and Deferred Outflows of Resources and Deferred Inflows of Resources Related to Pensions

The net pension liability was measured as of June 30, 2020, and the total pension liability used to calculate the net pension liability was determined by an actuarial valuation as of that date. The District's proportion of the net pension liability was based on the District's share of contributions to the pension plan relative to the projected contributions of all participating entities.

Following is information related to the proportionate share and pension expense:

	<u>SERS</u>	<u>STRS</u>	<u>Total</u>
Proportion of the net pension liability prior measurement date	0.06229130%	0.05633829%	
Proportion of the net pension liability current measurement date	<u>0.06055590%</u>	<u>0.05593020%</u>	
Change in proportionate share	<u>-0.00173540%</u>	<u>-0.00040809%</u>	
Proportionate share of the net pension liability	\$ 4,005,295	\$ 13,533,118	\$ 17,538,413
Pension expense	\$ 429,172	\$ 1,820,199	\$ 2,249,371

**JEFFERSON LOCAL SCHOOL DISTRICT
MADISON COUNTY, OHIO**

NOTES TO THE BASIC FINANCIAL STATEMENTS
FOR THE FISCAL YEAR ENDED JUNE 30, 2021

NOTE 12 - DEFINED BENEFIT PENSION PLANS - (Continued)

At June 30, 2021, the District reported deferred outflows of resources and deferred inflows of resources related to pensions from the following sources:

	<u>SERS</u>	<u>STRS</u>	<u>Total</u>
Deferred outflows of resources			
Differences between expected and actual experience	\$ 7,780	\$ 30,367	\$ 38,147
Net difference between projected and actual earnings on pension plan investments	254,253	658,117	912,370
Changes of assumptions	-	726,467	726,467
Difference between employer contributions and proportionate share of contributions/ change in proportionate share	-	90,939	90,939
Contributions subsequent to the measurement date	<u>272,680</u>	<u>967,187</u>	<u>1,239,867</u>
Total deferred outflows of resources	<u>\$ 534,713</u>	<u>\$ 2,473,077</u>	<u>\$ 3,007,790</u>
	<u>SERS</u>	<u>STRS</u>	<u>Total</u>
Deferred inflows of resources			
Differences between expected and actual experience	\$ -	\$ 86,533	\$ 86,533
Difference between employer contributions and proportionate share of contributions/ change in proportionate share	<u>70,858</u>	<u>252,898</u>	<u>323,756</u>
Total deferred inflows of resources	<u>\$ 70,858</u>	<u>\$ 339,431</u>	<u>\$ 410,289</u>

\$1,239,867 reported as deferred outflows of resources related to pension resulting from District contributions subsequent to the measurement date will be recognized as a reduction of the net pension liability in the fiscal year ending June 30, 2022.

Other amounts reported as deferred outflows of resources and deferred inflows of resources related to pension will be recognized in pension expense as follows:

	<u>SERS</u>	<u>STRS</u>	<u>Total</u>
Fiscal Year Ending June 30:			
2022	\$ (45,064)	\$ 408,185	\$ 363,121
2023	50,662	184,643	235,305
2024	105,976	298,715	404,691
2025	<u>79,601</u>	<u>274,916</u>	<u>354,517</u>
Total	<u>\$ 191,175</u>	<u>\$ 1,166,459</u>	<u>\$ 1,357,634</u>

**JEFFERSON LOCAL SCHOOL DISTRICT
MADISON COUNTY, OHIO**

NOTES TO THE BASIC FINANCIAL STATEMENTS
FOR THE FISCAL YEAR ENDED JUNE 30, 2021

NOTE 12 - DEFINED BENEFIT PENSION PLANS - (Continued)

Actuarial Assumptions - SERS

SERS' total pension liability was determined by their actuaries in accordance with GASB Statement No. 67, as part of their annual actuarial valuation for each defined benefit retirement plan. Actuarial valuations of an ongoing plan involve estimates of the value of reported amounts (e.g., salaries, credited service) and assumptions about the probability of occurrence of events far into the future (e.g., mortality, disabilities, retirements, employment termination). Actuarially determined amounts are subject to continual review and potential modifications, as actual results are compared with past expectations and new estimates are made about the future.

Projections of benefits for financial reporting purposes are based on the substantive plan (the plan as understood by the employers and plan members) and include the types of benefits provided at the time of each valuation and the historical pattern of sharing benefit costs between the employers and plan members to that point. The projection of benefits for financial reporting purposes does not explicitly incorporate the potential effects of legal or contractual funding limitations.

Actuarial calculations reflect a long-term perspective. For a newly hired employee, actuarial calculations will take into account the employee's entire career with the employer and also take into consideration the benefits, if any, paid to the employee after termination of employment until the death of the employee and any applicable contingent annuitant. In many cases actuarial calculations reflect several decades of service with the employer and the payment of benefits after termination.

Key methods and assumptions used in calculating the total pension liability in the latest actuarial valuation, prepared as of June 30, 2020, are presented below:

Wage inflation	3.00%
Future salary increases, including inflation	3.50% to 18.20%
COLA or ad hoc COLA	2.50%
Investment rate of return	7.50% net of investment expense, including inflation
Actuarial cost method	Entry age normal (level percent of payroll)

For 2020, the mortality rates were based on the RP-2014 Blue Collar Mortality Table with fully generational projection and a five-year age set-back for both males and females. Mortality among service retired members, and beneficiaries were based upon the RP-2014 Blue Collar Mortality Table with fully generational projection with Scale BB, 120% of male rates, and 110% of female rates. Mortality among disabled members was based upon the RP-2000 Disabled Mortality Table, 90% for male rates and 100% for female rates, set back five years is used for the period after disability retirement.

The most recent experience study was completed for the five year period ended June 30, 2015.

The long-term return expectation for the Pension Plan Investments has been determined using a building-block approach and assumes a time horizon, as defined in SERS' *Statement of Investment Policy*. A forecasted rate of inflation serves as the baseline for the return expectation. Various real return premiums over the baseline inflation rate have been established for each asset class. The long-term expected nominal rate of return has been determined by calculating a weighted average of the expected real return premiums for each asset class, adding the projected inflation rate, and adding the expected return from rebalancing uncorrelated asset classes.

**JEFFERSON LOCAL SCHOOL DISTRICT
MADISON COUNTY, OHIO**

NOTES TO THE BASIC FINANCIAL STATEMENTS
FOR THE FISCAL YEAR ENDED JUNE 30, 2021

NOTE 12 - DEFINED BENEFIT PENSION PLANS - (Continued)

The target allocation and best estimates of arithmetic real rates of return for each major asset class are summarized in the following table:

Asset Class	Target Allocation	Long-Term Expected Real Rate of Return
Cash	2.00 %	1.85 %
US Equity	22.50	5.75
International Equity	22.50	6.50
Fixed Income	19.00	2.85
Private Equity	12.00	7.60
Real Assets	17.00	6.60
Multi-Asset Strategies	5.00	6.65
Total	<u>100.00 %</u>	

Discount Rate - The total pension liability was calculated using the discount rate of 7.50%. The projection of cash flows used to determine the discount rate assumed the contributions from employers and from the members would be computed based on contribution requirements as stipulated by State statute. Projected inflows from investment earnings were calculated using the long-term assumed investment rate of return (7.50%). Based on those assumptions, the plan's fiduciary net position was projected to be available to make all future benefit payments of current plan members. Therefore, the long-term expected rate of return on pension plan investments was applied to all periods of projected benefits to determine the total pension liability.

Sensitivity of the District's Proportionate Share of the Net Pension Liability to Changes in the Discount Rate - Net pension liability is sensitive to changes in the discount rate, and to illustrate the potential impact the following table presents the net pension liability calculated using the discount rate of 7.50%, as well as what each plan's net pension liability would be if it were calculated using a discount rate that is one percentage point lower (6.50%), or one percentage point higher (8.50%) than the current rate.

	1% Decrease	Current Discount Rate	1% Increase
District's proportionate share of the net pension liability	\$ 5,486,765	\$ 4,005,295	\$ 2,762,313

Actuarial Assumptions - STRS

Key methods and assumptions used in the latest actuarial valuation, reflecting experience study results used in the July 1, 2020, actuarial valuation are presented below:

	July 1, 2020
Inflation	2.50%
Projected salary increases	12.50% at age 20 to 2.50% at age 65
Investment rate of return	7.45%, net of investment expenses, including inflation
Payroll increases	3.00%
Cost-of-living adjustments (COLA)	0.00%

**JEFFERSON LOCAL SCHOOL DISTRICT
MADISON COUNTY, OHIO**

NOTES TO THE BASIC FINANCIAL STATEMENTS
FOR THE FISCAL YEAR ENDED JUNE 30, 2021

NOTE 12 - DEFINED BENEFIT PENSION PLANS - (Continued)

For the July 1, 2020, actuarial valuation, post-retirement mortality rates for healthy retirees are based on the RP-2014 Annuitant Mortality Table with 50% of rates through age 69, 70% of rates between ages 70 and 79, 90% of rates between ages 80 and 84, and 100% of rates thereafter, projected forward generationally using mortality improvement scale MP-2016. Post-retirement disabled mortality rates are based on the RP-2014 Disabled Mortality Table with 90% of rates for males and 100% of rates for females, projected forward generationally using mortality improvement scale MP-2016. Pre-retirement mortality rates are based on RP-2014 Employee Mortality Table, projected forward generationally using mortality improvement scale MP-2016.

Actuarial assumptions used in the July 1, 2020 valuation are based on the results of an actuarial experience study for the period July 1, 2011 through June 30, 2016.

STRS Ohio's investment consultant develops an estimate range for the investment return assumption based on the target allocation adopted by the Retirement Board. The target allocation and long-term expected rate of return for each major asset class are summarized as follows:

Asset Class	Target Allocation	Long-Term Expected Real Rate of Return *
Domestic Equity	28.00 %	7.35 %
International Equity	23.00	7.55
Alternatives	17.00	7.09
Fixed Income	21.00	3.00
Real Estate	10.00	6.00
Liquidity Reserves	1.00	2.25
Total	100.00 %	

**10-Year geometric nominal returns, which include the real rate of return and inflation of 2.25% and does not include investment expenses. Over a 30-year period, STRS' investment consultant indicates that the above target allocations should generate a return above the actuarial rate of return, without net value added by management.

Discount Rate - The discount rate used to measure the total pension liability was 7.45% as of June 30, 2020. The projection of cash flows used to determine the discount rate assumes member and employer contributions will be made at the statutory contribution rates in accordance with rate increases described above. For this purpose, only employer contributions that are intended to fund benefits of current plan members and their beneficiaries are included. Projected employer contributions that are intended to fund the service costs of future plan members and their beneficiaries, as well as projected contributions from future plan members, are not included. Based on those assumptions, STRS' fiduciary net position was projected to be available to make all projected future benefit payments to current plan members as of June 30, 2020. Therefore, the long-term expected rate of return on pension plan investments of 7.45% was applied to all periods of projected benefit payment to determine the total pension liability as of June 30, 2020.

Sensitivity of the District's Proportionate Share of the Net Pension Liability to Changes in the Discount Rate - The following table presents the District's proportionate share of the net pension liability calculated using the current period discount rate assumption of 7.45%, as well as what the District's proportionate share of the net pension liability would be if it were calculated using a discount rate that is one-percentage-point lower (6.45%) or one-percentage-point higher (8.45%) than the current rate:

	1% Decrease	Current Discount Rate	1% Increase
District's proportionate share of the net pension liability	\$ 19,268,804	\$ 13,533,118	\$ 8,672,602

**JEFFERSON LOCAL SCHOOL DISTRICT
MADISON COUNTY, OHIO**

NOTES TO THE BASIC FINANCIAL STATEMENTS
FOR THE FISCAL YEAR ENDED JUNE 30, 2021

NOTE 13 - DEFINED BENEFIT OPEB PLANS

Net OPEB Liability/Asset

See Note 12 for a description of the net OPEB liability (asset).

Plan Description - School Employees Retirement System (SERS)

Health Care Plan Description - The District contributes to the SERS Health Care Fund, administered by SERS for non-certificated retirees and their beneficiaries. For GASB 75 purposes, this plan is considered a cost-sharing other postemployment benefit (OPEB) plan. SERS' Health Care Plan provides healthcare benefits to eligible individuals receiving retirement, disability, and survivor benefits, and to their eligible dependents. Members who retire after June 1, 1986, need 10 years of service credit, exclusive of most types of purchased credit, to qualify to participate in SERS' health care coverage. In addition to age and service retirees, disability benefit recipients and beneficiaries who are receiving monthly benefits due to the death of a member or retiree, are eligible for SERS' health care coverage. Most retirees and dependents choosing SERS' health care coverage are over the age of 65 and therefore enrolled in a fully insured Medicare Advantage plan; however, SERS maintains a traditional, self-insured preferred provider organization for its non-Medicare retiree population. For both groups, SERS offers a self-insured prescription drug program. Health care is a benefit that is permitted, not mandated, by statute. The financial report of the Plan is included in the SERS Comprehensive Annual Financial Report which can be obtained on SERS' website at www.ohsers.org under Employers/Audit Resources.

Access to health care for retirees and beneficiaries is permitted in accordance with Section 3309 of the Ohio Revised Code. The Health Care Fund was established and is administered in accordance with Internal Revenue Code Section 105(e). SERS' Retirement Board reserves the right to change or discontinue any health plan or program. Active employee members do not contribute to the Health Care Plan. The SERS Retirement Board established the rules for the premiums paid by the retirees for health care coverage for themselves and their dependents or for their surviving beneficiaries. Premiums vary depending on the plan selected, qualified years of service, Medicare eligibility, and retirement status.

Funding Policy - State statute permits SERS to fund the health care benefits through employer contributions. Each year, after the allocation for statutorily required pensions and benefits, the Retirement Board may allocate the remainder of the employer contribution of 14% of covered payroll to the Health Care Fund in accordance with the funding policy. For the fiscal year ended June 30, 2021, SERS did not allocate any employer contributions to post-employment health care. An additional health care surcharge on employers is collected for employees earning less than an actuarially determined minimum compensation amount, pro-rated if less than a full year of service credit was earned. For fiscal year 2021, this amount was \$23,000. Statutes provide that no employer shall pay a health care surcharge greater than 2% of that employer's SERS-covered payroll; nor may SERS collect in aggregate more than 1.5% of the total statewide SERS-covered payroll for the health care surcharge. For fiscal year 2021, the District's surcharge obligation was \$32,376.

The surcharge added to the allocated portion of the 14% employer contribution rate is the total amount assigned to the Health Care Fund. The District's contractually required contribution to SERS was \$32,376 for fiscal year 2021. Of this amount, \$32,376 is reported as pension obligation payable.

Plan Description - State Teachers Retirement System (STRS)

Plan Description – The State Teachers Retirement System of Ohio (STRS) administers a cost-sharing Health Plan administered for eligible retirees who participated in the defined benefit or combined pension plans offered by STRS. Ohio law authorizes STRS to offer this plan. Benefits include hospitalization, physicians' fees, prescription drugs and partial reimbursement of monthly Medicare Part B premiums. Medicare Part B premium reimbursements will be discontinued effective January 1, 2021. The Plan is included in the report of STRS which can be obtained by visiting www.strsoh.org or by calling (888) 227-7877.

**JEFFERSON LOCAL SCHOOL DISTRICT
MADISON COUNTY, OHIO**

NOTES TO THE BASIC FINANCIAL STATEMENTS
FOR THE FISCAL YEAR ENDED JUNE 30, 2021

NOTE 13 - DEFINED BENEFIT OPEB PLANS - (Continued)

Funding Policy – Ohio Revised Code Chapter 3307 authorizes STRS to offer the Plan and gives the Retirement Board discretionary authority over how much, if any, of the health care costs will be absorbed by STRS. Active employee members do not contribute to the Health Care Plan. Nearly all health care plan enrollees, for the most recent year, pay a portion of the health care costs in the form of a monthly premium. Under Ohio law, funding for post-employment health care may be deducted from employer contributions, currently 14% of covered payroll. For the fiscal year ended June 30, 2021, STRS did not allocate any employer contributions to post-employment health care.

OPEB Liabilities/Assets, OPEB Expense, and Deferred Outflows of Resources and Deferred Inflows of Resources Related to OPEB

The net OPEB liability/asset was measured as of June 30, 2020, and the total OPEB liability/asset used to calculate the net OPEB liability/asset was determined by an actuarial valuation as of that date. The District's proportion of the net OPEB liability/asset was based on the District's share of contributions to the respective retirement systems relative to the contributions of all participating entities.

Following is information related to the proportionate share and OPEB expense:

	<u>SERS</u>	<u>STRS</u>	<u>Total</u>
Proportion of the net OPEB liability/asset prior measurement date	0.06270310%	0.05633829%	
Proportion of the net OPEB liability/asset current measurement date	<u>0.06065080%</u>	<u>0.05593020%</u>	
Change in proportionate share	<u>-0.00205230%</u>	<u>-0.00040809%</u>	
Proportionate share of the net OPEB liability	\$ 1,318,140	\$ -	\$ 1,318,140
Proportionate share of the net OPEB asset	\$ -	\$ (982,973)	\$ (982,973)
OPEB expense	\$ (13,225)	\$ (53,468)	\$ (66,693)

At June 30, 2021, the District reported deferred outflows of resources and deferred inflows of resources related to OPEB from the following sources:

	<u>SERS</u>	<u>STRS</u>	<u>Total</u>
Deferred outflows of resources			
Differences between expected and actual experience	\$ 17,312	\$ 62,984	\$ 80,296
Net difference between projected and actual earnings on OPEB plan investments	14,855	34,450	49,305
Changes of assumptions	224,697	16,227	240,924
Difference between employer contributions and proportionate share of contributions/change in proportionate share	57,142	31,119	88,261
Contributions subsequent to the measurement date	<u>32,376</u>	<u>-</u>	<u>32,376</u>
Total deferred outflows of resources	<u>\$ 346,382</u>	<u>\$ 144,780</u>	<u>\$ 491,162</u>

**JEFFERSON LOCAL SCHOOL DISTRICT
MADISON COUNTY, OHIO**

NOTES TO THE BASIC FINANCIAL STATEMENTS
FOR THE FISCAL YEAR ENDED JUNE 30, 2021

NOTE 13 - DEFINED BENEFIT OPEB PLANS - (Continued)

	<u>SERS</u>	<u>STRS</u>	<u>Total</u>
Deferred inflows of resources			
Differences between expected and actual experience	\$ 670,366	\$ 195,796	\$ 866,162
Changes of assumptions	33,202	933,661	966,863
Difference between employer contributions and proportionate share of contributions/ change in proportionate share	<u>80,074</u>	<u>11,296</u>	<u>91,370</u>
Total deferred inflows of resources	<u>\$ 783,642</u>	<u>\$ 1,140,753</u>	<u>\$ 1,924,395</u>

\$32,376 reported as deferred outflows of resources related to OPEB resulting from District contributions subsequent to the measurement date will be recognized as a reduction of the net OPEB liability/asset in the fiscal year ending June 30, 2022.

Other amounts reported as deferred outflows of resources and deferred inflows of resources related to OPEB will be recognized in OPEB expense as follows:

	<u>SERS</u>	<u>STRS</u>	<u>Total</u>
Fiscal Year Ending June 30:			
2022	\$ (88,198)	\$ (248,853)	\$ (337,051)
2023	(87,126)	(225,535)	(312,661)
2024	(87,300)	(217,356)	(304,656)
2025	(95,759)	(210,586)	(306,345)
2026	(81,100)	(46,048)	(127,148)
Thereafter	<u>(30,153)</u>	<u>(47,595)</u>	<u>(77,748)</u>
Total	<u>\$ (469,636)</u>	<u>\$ (995,973)</u>	<u>\$ (1,465,609)</u>

Actuarial Assumptions - SERS

The total OPEB liability is determined by SERS' actuaries in accordance with GASB Statement No. 74, as part of their annual actuarial valuation for each retirement plan. Actuarial valuations of an ongoing plan involve estimates of the value of reported amounts (e.g., salaries, credited service) and assumptions about the probability of occurrence of events far into the future (e.g., mortality, disabilities, retirements, employment terminations). Actuarially determined amounts are subject to continual review and potential modifications, as actual results are compared with past expectations and new estimates are made about the future.

Projections of benefits for financial reporting purposes are based on the substantive plan (the plan as understood by the employers and plan members) and include the types of benefits provided at the time of each valuation and the historical pattern of sharing benefit costs between the employers and plan members to that point. The projection of benefits for financial reporting purposes does not explicitly incorporate the potential effects of legal or contractual funding limitations.

Actuarial calculations reflect a long-term perspective. For a newly hired employee, actuarial calculations will take into account the employee's entire career with the employer and also take into consideration the benefits, if any, paid to the employee after termination of employment until the death of the employee and any applicable contingent annuitant. In many cases, actuarial calculations reflect several decades of service with the employer and the payment of benefits after termination.

**JEFFERSON LOCAL SCHOOL DISTRICT
MADISON COUNTY, OHIO**

NOTES TO THE BASIC FINANCIAL STATEMENTS
FOR THE FISCAL YEAR ENDED JUNE 30, 2021

NOTE 13 - DEFINED BENEFIT OPEB PLANS - (Continued)

Key methods and assumptions used in calculating the total OPEB liability in the latest actuarial valuation date of June 30, 2020 are presented below:

Wage inflation	3.00%
Future salary increases, including inflation	3.50% to 18.20%
Investment rate of return	7.50% net of investment expense, including inflation
Municipal bond index rate:	
Measurement date	2.45%
Prior measurement date	3.13%
Single equivalent interest rate, net of plan investment expense, including price inflation:	
Measurement date	2.63%
Prior measurement date	3.22%
Medical trend assumption:	
Measurement date	
Medicare	5.25 to 4.75%
Pre-Medicare	7.00 to 4.75%
Prior measurement date	
Medicare	5.25 to 4.75%
Pre-Medicare	7.00 to 4.75%

Mortality rates were based on the RP-2014 Blue Collar Mortality Table with fully generational projection and Scale BB, 120% of male rates and 110% of female rates. RP-2000 Disabled Mortality Table with 90% for male rates and 100% for female rates set back five years.

The most recent experience study was completed for the five year period ended June 30, 2015.

The long-term expected rate of return on plan assets is reviewed as part of the actuarial five-year experience study. The most recent study covers fiscal years 2010 through 2015, and was adopted by the Board on April 21, 2016. Several factors are considered in evaluating the long-term rate of return assumption including long-term historical data, estimates inherent in current market data, and a log-normal distribution analysis in which best-estimate ranges of expected future real rates of return were developed by the investment consultant for each major asset class. These ranges were combined to produce the long-term expected rate of return, 7.50%, by weighting the expected future real rates of return by the target asset allocation percentage and then adding expected inflation. The capital market assumptions developed by the investment consultant are intended for use over a 10-year horizon and may not be useful in setting the long-term rate of return for funding pension plans which covers a longer timeframe. The assumption is intended to be a long-term assumption and is not expected to change absent a significant change in the asset allocation, a change in the inflation assumption, or a fundamental change in the market that alters expected returns in future years.

**JEFFERSON LOCAL SCHOOL DISTRICT
MADISON COUNTY, OHIO**

NOTES TO THE BASIC FINANCIAL STATEMENTS
FOR THE FISCAL YEAR ENDED JUNE 30, 2021

NOTE 13 - DEFINED BENEFIT OPEB PLANS - (Continued)

The target asset allocation and best estimates of arithmetic real rates of return for each major asset class, as used in the June 30, 2015 five-year experience study, are summarized as follows:

Asset Class	Target Allocation	Long-Term Expected Real Rate of Return
Cash	2.00 %	1.85 %
US Equity	22.50	5.75
International Equity	22.50	6.50
Fixed Income	19.00	2.85
Private Equity	12.00	7.60
Real Assets	17.00	6.60
Multi-Asset Strategies	5.00	6.65
Total	<u>100.00 %</u>	

Discount Rate - The discount rate used to measure the total OPEB liability at June 30, 2020 was 2.63%. The discount rate used to measure total OPEB liability prior to June 30, 2019 was 3.22%. The projection of cash flows used to determine the discount rate assumed that contributions will be made from members and the System at the state statute contribution rate of 2.00% of projected covered employee payroll each year, which includes a 1.50% payroll surcharge and 0.50% of contributions from the basic benefits plan. Based on these assumptions, the OPEB plan's fiduciary net position was projected to become insufficient to make future benefit payments during the fiscal year ending June 30, 2025. Therefore, the long-term expected rate of return on OPEB plan assets was used to present value the projected benefit payments through the fiscal year ending June 30, 2024 and the Fidelity General Obligation 20-year Municipal Bond Index rate of 2.45%, as of June 30, 2020 (i.e. municipal bond rate), was used to present value the projected benefit payments for the remaining years in the projection. A municipal bond rate of 3.13% was used as of June 30, 2019. The total present value of projected benefit payments from all years was then used to determine the single rate of return that was used as the discount rate. The projection of future benefit payments for all current plan members was until the benefit payments ran out.

Sensitivity of the District's Proportionate Share of the Net OPEB Liability to Changes in the Discount Rate and Changes in the Health Care Cost Trend Rates - The net OPEB liability is sensitive to changes in the discount rate and the health care cost trend rate. The following table presents the net OPEB liability of SERS, what SERS' net OPEB liability would be if it were calculated using a discount rate that is 1 percentage point lower (1.63%) and higher (3.63%) than the current discount rate (2.63%). Also shown is what SERS' net OPEB liability would be based on health care cost trend rates that are 1 percentage point lower (6.00% decreasing to 3.75%) and higher (8.00% decreasing to 5.75%) than the current rate (7.00% decreasing to 4.75%).

	1% Decrease	Current Discount Rate	1% Increase
District's proportionate share of the net OPEB liability	\$ 1,613,371	\$ 1,318,140	\$ 1,083,432

	1% Decrease	Current Trend Rate	1% Increase
District's proportionate share of the net OPEB liability	\$ 1,037,935	\$ 1,318,140	\$ 1,692,846

**JEFFERSON LOCAL SCHOOL DISTRICT
MADISON COUNTY, OHIO**

NOTES TO THE BASIC FINANCIAL STATEMENTS
FOR THE FISCAL YEAR ENDED JUNE 30, 2021

NOTE 13 - DEFINED BENEFIT OPEB PLANS - (Continued)

Actuarial Assumptions - STRS

Key methods and assumptions used in the latest actuarial valuation, reflecting experience study results used in the July 1, 2020, actuarial valuation, compared with July 1, 2019, are presented below:

	July 1, 2020		July 1, 2019	
	Initial	Ultimate	Initial	Ultimate
Inflation	2.50%		2.50%	
Projected salary increases	12.50% at age 20 to 2.50% at age 65		12.50% at age 20 to 2.50% at age 65	
Investment rate of return	7.45%, net of investment expenses, including inflation		7.45%, net of investment expenses, including inflation	
Payroll increases	3.00%		3.00%	
Cost-of-living adjustments (COLA)	0.00%		0.00%	
Discount rate of return	7.45%		7.45%	
Blended discount rate of return	N/A		N/A	
Health care cost trends				
Medical				
Pre-Medicare	5.00%	4.00%	5.87%	4.00%
Medicare	-6.69%	4.00%	4.93%	4.00%
Prescription Drug				
Pre-Medicare	6.50%	4.00%	7.73%	4.00%
Medicare	11.87%	4.00%	9.62%	4.00%

Projections of benefits include the historical pattern of sharing benefit costs between the employers and retired plan members.

For healthy retirees the mortality rates are based on the RP-2014 Annuitant Mortality Table with 50% of rates through age 69, 70% of rates between ages 70 and 79, 90% of rates between ages 80 and 84, and 100% of rates thereafter, projected forward generationally using mortality improvement scale MP-2016. For disabled retirees, mortality rates are based on the RP-2014 Disabled Mortality Table with 90% of rates for males and 100% of rates for females, projected forward generationally using mortality improvement scale MP-2016.

Actuarial assumptions used in the June 30, 2020 valuation are based on the results of an actuarial experience study for the period July 1, 2011 through June 30, 2016.

Assumption Changes Since the Prior Measurement Date - There were no changes in assumptions since the prior measurement date of June 30, 2019.

Benefit Term Changes Since the Prior Measurement Date - There was no change to the claims costs process. Claim curves were updated to reflect the projected fiscal year end 2021 premium based on June 30, 2020 enrollment distribution. The non-Medicare subsidy percentage was increased effective January 1, 2021 from 1.984% to 2.055% per year of service. The non-Medicare frozen subsidy base premium was increased effective January 1, 2021. The Medicare subsidy percentages were adjusted effective January 1, 2021 to 2.1% for the AMA Medicare plan. The Medicare Part B monthly reimbursement elimination date was postponed indefinitely.

**JEFFERSON LOCAL SCHOOL DISTRICT
MADISON COUNTY, OHIO**

NOTES TO THE BASIC FINANCIAL STATEMENTS
FOR THE FISCAL YEAR ENDED JUNE 30, 2021

NOTE 13 - DEFINED BENEFIT OPEB PLANS - (Continued)

STRS' investment consultant develops an estimate range for the investment return assumption based on the target allocation adopted by the Retirement Board. The target allocation and long-term expected rate of return for each major asset class are summarized as follows:

Asset Class	Target Allocation	Long-Term Expected Real Rate of Return *
Domestic Equity	28.00 %	7.35 %
International Equity	23.00	7.55
Alternatives	17.00	7.09
Fixed Income	21.00	3.00
Real Estate	10.00	6.00
Liquidity Reserves	1.00	2.25
Total	<u>100.00 %</u>	

**10-Year geometric nominal returns, which include the real rate of return and inflation of 2.25% and does not include investment expenses. Over a 30-year period, STRS' investment consultant indicates that the above target allocations should generate a return above the actuarial rate of return, without net value added by management.

Discount Rate - The discount rate used to measure the total OPEB asset was 7.45% as of June 30, 2020. The projection of cash flows used to determine the discount rate assumes STRS Ohio continues to allocate no employer contributions to the health care fund. Based on these assumptions, the OPEB plan's fiduciary net position was projected to be available to make all projected future benefit payments to current plan members. Therefore, the long-term expected rate of return on health care plan investments of 7.45% was used to measure the total OPEB asset as of June 30, 2020.

Sensitivity of the District's Proportionate Share of the Net OPEB Asset to Changes in the Discount and Health Care Cost Trend Rate - The following table represents the net OPEB asset as of June 30, 2020, calculated using the current period discount rate assumption of 7.45%, as well as what the net OPEB asset would be if it were calculated using a discount rate that is one percentage point lower (6.45%) or one percentage point higher (8.45%) than the current assumption. Also shown is the net OPEB asset as if it were calculated using health care cost trend rates that are one percentage point lower or one percentage point higher than the current health care cost trend rates.

	Current		
	1% Decrease	Discount Rate	1% Increase
District's proportionate share of the net OPEB asset	\$ (855,250)	\$ (982,973)	\$ (1,091,340)

	Current		
	1% Decrease	Trend Rate	1% Increase
District's proportionate share of the net OPEB asset	\$ (1,084,614)	\$ (982,973)	\$ (859,158)

NOTE 14 - BUDGETARY BASIS OF ACCOUNTING

While reporting financial position, results of operations, and changes in fund balance on the basis of accounting principles generally accepted in the United States of America (GAAP), the budgetary basis as provided by law is based upon accounting for certain transactions on a basis of cash receipts and disbursements.

**JEFFERSON LOCAL SCHOOL DISTRICT
MADISON COUNTY, OHIO**

NOTES TO THE BASIC FINANCIAL STATEMENTS
FOR THE FISCAL YEAR ENDED JUNE 30, 2021

NOTE 14 - BUDGETARY BASIS OF ACCOUNTING - (Continued)

The statement of revenue, expenditures and changes in fund balance - budget and actual (non-GAAP budgetary basis) presented for the general fund is presented on the budgetary basis to provide a meaningful comparison of actual results with the budget. The major differences between the budget basis and the GAAP basis are that:

- (a) Revenues and other financing sources are recorded when received in cash (budget basis) as opposed to when susceptible to accrual (GAAP basis);
- (b) Expenditures and other financing uses are recorded when paid in cash (budget basis) as opposed to when the liability is incurred (GAAP basis);
- (c) In order to determine compliance with Ohio law, and to reserve that portion of the applicable appropriation, total outstanding encumbrances (budget basis) are recorded as the equivalent of an expenditure, as opposed to assigned or committed fund balance for that portion of outstanding encumbrances not already recognized as an account payable (GAAP basis);
- (d) Some funds are included in the general fund (GAAP basis), but have separate legally adopted budgets (budget basis); and
- (e) Investments are reported at fair value (GAAP basis) rather than cost (budget basis).

The adjustments necessary to convert the results of operations for the year on the budget basis to the GAAP basis for the general fund are as follows:

Net Change in Fund Balance

	<u>General fund</u>
Budget basis	\$ (363,602)
Net adjustment for revenue accruals	511,674
Net adjustment for expenditure accruals	295,507
Net adjustment for other sources/uses	(170,405)
Funds budgeted elsewhere	(23,134)
Adjustment for encumbrances	39,140
GAAP basis	\$ 289,180

Certain funds that are legally budgeted in separate special revenue funds are considered part of the general fund on a GAAP basis. This includes the uniform school supplies fund and the public school support fund.

NOTE 15 - CONTINGENCIES

A. Grants

The District receives significant financial assistance from numerous federal, State and local agencies in the form of grants. The disbursement of funds received under these programs generally requires compliance with terms and conditions specified in the grant agreements and are subject to audit by the grantor agencies. Any disallowed claims resulting from such audits could become a liability of the District. However, in the opinion of management, any such disallowed claims will not have a material effect on the financial position of the District.

**JEFFERSON LOCAL SCHOOL DISTRICT
MADISON COUNTY, OHIO**

NOTES TO THE BASIC FINANCIAL STATEMENTS
FOR THE FISCAL YEAR ENDED JUNE 30, 2021

NOTE 15 - CONTINGENCIES - (Continued)

B. Litigation

The District is involved in no material litigation as either plaintiff or defendant.

C. Foundation Funding

Foundation funding is based on the annualized full-time equivalent (FTE) enrollment of each student. Traditional districts must comply with minimum hours of instruction, instead of a minimum number of school days each year. The funding formula the Ohio Department of Education (ODE) is legislatively required to follow will continue to adjust as enrollment information is updated by the District, which can extend past the fiscal year-end. ODE has finalized the impact of enrollment adjustments to the June 30, 2021 foundation funding for the District. These adjustments were insignificant for the District.

NOTE 16 - SET-ASIDES

The District is required by State law to annually set-aside certain general fund revenue amounts, as defined by statutory formula, for the acquisition and construction of capital improvements. Amounts not spent by the end of the fiscal year or offset by similarly restricted resources received during the year must be held in cash at fiscal year-end. This amount must be carried forward to be used for the same purpose in future years. Expenditures exceeding the set-aside requirement may not be carried forward to the next fiscal year.

The following cash-basis information describes the change in the fiscal year-end set-aside amount for capital improvements. Disclosure of this information is required by State statute.

	<u>Capital Improvements</u>
Set-aside balance June 30, 2020	\$ -
Current year set-aside requirement	211,000
Current year qualifying expenditures	73,272
Current year offsets	<u>(284,272)</u>
Total	<u>\$ -</u>
Balance carried forward to fiscal year 2022	<u>\$ -</u>

In addition to the above statutory set-aside, the District also has \$3,882 in monies restricted for school bus purchases.

NOTE 17 - OTHER COMMITMENTS

The District utilizes encumbrance accounting as part of its budgetary controls. Encumbrances outstanding at year-end are reservations of fund balance for subsequent-year expenditures and may be reported as part of restricted, committed, or assigned classifications of fund balance. At year end, the District's commitments for encumbrances in the governmental funds were as follows:

	<u>Year-End Encumbrances</u>
<u>Fund</u>	
General fund	\$ 36,232
Other governmental	<u>1,284</u>
Total	<u>\$ 37,516</u>

**JEFFERSON LOCAL SCHOOL DISTRICT
MADISON COUNTY, OHIO**

**NOTES TO THE BASIC FINANCIAL STATEMENTS
FOR THE FISCAL YEAR ENDED JUNE 30, 2021**

NOTE 18 - TAX ABATEMENTS ENTERED INTO BY OTHER GOVERNMENTS

Local governments within the taxing district entered into property tax abatement agreements with property owners under the Community Reinvestment Agreement (“CRA”) program and under Enterprise Zone tax abatement agreements. The CRA program is a directive incentive tax exemption program benefiting property owners who renovate or construct new buildings. Under this program, the County designates areas to encourage revitalization of the existing housing stock and the development of new structures. Enterprise zones are designated areas of land in which businesses can receive tax incentives in the form of tax exemptions on eligible new investment. The Enterprise Zone Program provides tax exemptions for a portion of the value of new real property when the investment is made in conjunction with a project that includes job creation or job retention. These tax abatements reduce assessed value by a percentage agreed upon by all parties that authorize these types of agreements. The agreements affect the property tax receipts collected and distributed to the District. Under the agreements, the District property taxes were reduced by \$4,310,825 during fiscal year 2021.

NOTE 19 - COVID-19

The United States and the State of Ohio declared a state of emergency in March of 2020 due to the COVID-19 pandemic. Ohio’s state of emergency ended in June of 2021 while the national state of emergency continues. During fiscal year 2021, the District received Coronavirus Aid, Relief, and Economic Security (CARES) Act funding. Additional funding has been made available through the Consolidated Appropriations Act, 2021, passed by Congress on December 21, 2020 and/or the American Rescue Plan Act, passed by Congress on March 11, 2021.

NOTE 20 - SUBSEQUENT EVENT

For fiscal year 2022, District foundation funding received from the state of Ohio will be funded using a direct funding model. Under this new model, community school, STEM school and scholarship funding will be directly funded by the State of Ohio to the respective schools. For fiscal year 2021 and prior, the amounts related to students who were residents of the District were funded to the District who, in turn, made the payment to the respective school. For fiscal year 2021, the District reported \$285,457 in revenue and expenditures/expense related to these programs. This new funding system calculates a unique base cost and a unique “per-pupil local capacity amount” for each District. The District’s state core foundation funding is then calculated. Any change in funding will be subject to a phase in percentage of 16.67 percent for fiscal year 2022 and 33.33 percent for fiscal year 2023.

THIS PAGE IS INTENTIONALLY LEFT BLANK

REQUIRED SUPPLEMENTARY INFORMATION

**JEFFERSON LOCAL SCHOOL DISTRICT
MADISON COUNTY, OHIO**

SCHEDULES OF REQUIRED SUPPLEMENTARY INFORMATION

SCHEDULE OF THE DISTRICT'S PROPORTIONATE SHARE OF
THE NET PENSION LIABILITY
SCHOOL EMPLOYEES RETIREMENT SYSTEM (SERS) OF OHIO

LAST EIGHT FISCAL YEARS

	<u>2021</u>	<u>2020</u>	<u>2019</u>	<u>2018</u>
District's proportion of the net pension liability	0.06055590%	0.06229130%	0.06260000%	0.05877640%
District's proportionate share of the net pension liability	\$ 4,005,295	\$ 3,726,998	\$ 3,585,218	\$ 3,511,760
District's covered payroll	\$ 2,041,314	\$ 2,245,304	\$ 2,006,370	\$ 1,969,979
District's proportionate share of the net pension liability as a percentage of its covered payroll	196.21%	165.99%	178.69%	178.26%
Plan fiduciary net position as a percentage of the total pension liability	68.55%	70.85%	71.36%	69.50%

Note: Information prior to 2014 was unavailable. Schedule is intended to show information for 10 years. Additional years will be displayed as they become available.

Amounts presented for each fiscal year were determined as of the District's measurement date which is the prior year-end.

SEE ACCOMPANYING NOTES TO THE REQUIRED SUPPLEMENTARY INFORMATION

	<u>2017</u>	<u>2016</u>	<u>2015</u>	<u>2014</u>
	0.06135380%	0.05923750%	0.05926900%	0.05926900%
\$	4,490,532	\$ 3,380,149	\$ 2,999,570	\$ 3,524,537
\$	1,953,500	\$ 1,783,300	\$ 1,722,229	\$ 1,757,775
	229.87%	189.54%	174.17%	200.51%
	62.98%	69.16%	71.70%	65.52%

**JEFFERSON LOCAL SCHOOL DISTRICT
MADISON COUNTY, OHIO**

SCHEDULES OF REQUIRED SUPPLEMENTARY INFORMATION

SCHEDULE OF THE DISTRICT'S PROPORTIONATE SHARE OF
THE NET PENSION LIABILITY
STATE TEACHERS RETIREMENT SYSTEM (STRS) OF OHIO

LAST EIGHT FISCAL YEARS

	<u>2021</u>	<u>2020</u>	<u>2019</u>	<u>2018</u>
District's proportion of the net pension liability	0.05593020%	0.05633829%	0.05749989%	0.05619002%
District's proportionate share of the net pension liability	\$ 13,533,118	\$ 12,458,874	\$ 12,642,935	\$ 13,348,060
District's covered payroll	\$ 6,718,871	\$ 6,663,021	\$ 6,593,157	\$ 6,391,071
District's proportionate share of the net pension liability as a percentage of its covered payroll	201.42%	186.99%	191.76%	208.85%
Plan fiduciary net position as a percentage of the total pension liability	75.48%	77.40%	77.31%	75.30%

Note: Information prior to 2014 was unavailable. Schedule is intended to show information for 10 years. Additional years will be displayed as they become available.

Amounts presented for each fiscal year were determined as of the District's measurement date which is the prior year-end.

SEE ACCOMPANYING NOTES TO THE REQUIRED SUPPLEMENTARY INFORMATION

<u>2017</u>	<u>2016</u>	<u>2015</u>	<u>2014</u>
0.05641476%	0.05385427%	0.05412663%	0.05412663%
\$ 18,883,721	\$ 14,883,745	\$ 13,165,470	\$ 15,682,621
\$ 6,048,829	\$ 5,715,121	\$ 5,530,423	\$ 5,617,538
312.19%	260.43%	238.06%	279.17%
66.80%	72.10%	74.70%	69.30%

**JEFFERSON LOCAL SCHOOL DISTRICT
MADISON COUNTY, OHIO**

SCHEDULES OF REQUIRED SUPPLEMENTARY INFORMATION

SCHEDULE OF DISTRICT PENSION CONTRIBUTIONS
SCHOOL EMPLOYEES RETIREMENT SYSTEM (SERS) OF OHIO

	LAST TEN FISCAL YEARS			
	<u>2021</u>	<u>2020</u>	<u>2019</u>	<u>2018</u>
Contractually required contribution	\$ 272,680	\$ 285,784	\$ 303,116	\$ 270,860
Contributions in relation to the contractually required contribution	<u>(272,680)</u>	<u>(285,784)</u>	<u>(303,116)</u>	<u>(270,860)</u>
Contribution deficiency (excess)	<u>\$ -</u>	<u>\$ -</u>	<u>\$ -</u>	<u>\$ -</u>
District's covered payroll	\$ 1,947,714	\$ 2,041,314	\$ 2,245,304	\$ 2,006,370
Contributions as a percentage of covered payroll	14.00%	14.00%	13.50%	13.50%

SEE ACCOMPANYING NOTES TO THE REQUIRED SUPPLEMENTARY INFORMATION

<u>2017</u>	<u>2016</u>	<u>2015</u>	<u>2014</u>	<u>2013</u>	<u>2012</u>
\$ 275,797	\$ 273,490	\$ 235,039	\$ 238,701	\$ 243,276	\$ 230,875
<u>(275,797)</u>	<u>(273,490)</u>	<u>(235,039)</u>	<u>(238,701)</u>	<u>(243,276)</u>	<u>(230,875)</u>
<u>\$ -</u>	<u>\$ -</u>	<u>\$ -</u>	<u>\$ -</u>	<u>\$ -</u>	<u>\$ -</u>
\$ 1,969,979	\$ 1,953,500	\$ 1,783,300	\$ 1,722,229	\$ 1,757,775	\$ 1,716,543
14.00%	14.00%	13.18%	13.86%	13.84%	13.45%

**JEFFERSON LOCAL SCHOOL DISTRICT
MADISON COUNTY, OHIO**

SCHEDULES OF REQUIRED SUPPLEMENTARY INFORMATION

SCHEDULE OF DISTRICT PENSION CONTRIBUTIONS
STATE TEACHERS RETIREMENT SYSTEM (STRS) OF OHIO

	LAST TEN FISCAL YEARS			
	<u>2021</u>	<u>2020</u>	<u>2019</u>	<u>2018</u>
Contractually required contribution	\$ 967,187	\$ 940,642	\$ 932,823	\$ 923,042
Contributions in relation to the contractually required contribution	<u>(967,187)</u>	<u>(940,642)</u>	<u>(932,823)</u>	<u>(923,042)</u>
Contribution deficiency (excess)	<u>\$ -</u>	<u>\$ -</u>	<u>\$ -</u>	<u>\$ -</u>
District's covered payroll	\$ 6,908,479	\$ 6,718,871	\$ 6,663,021	\$ 6,593,157
Contributions as a percentage of covered payroll	14.00%	14.00%	14.00%	14.00%

SEE ACCOMPANYING NOTES TO THE REQUIRED SUPPLEMENTARY INFORMATION

<u>2017</u>	<u>2016</u>	<u>2015</u>	<u>2014</u>	<u>2013</u>	<u>2012</u>
\$ 894,750	\$ 846,836	\$ 800,117	\$ 718,955	\$ 730,280	\$ 720,921
<u>(894,750)</u>	<u>(846,836)</u>	<u>(800,117)</u>	<u>(718,955)</u>	<u>(730,280)</u>	<u>(720,921)</u>
<u>\$ -</u>	<u>\$ -</u>	<u>\$ -</u>	<u>\$ -</u>	<u>\$ -</u>	<u>\$ -</u>
\$ 6,391,071	\$ 6,048,829	\$ 5,715,121	\$ 5,530,423	\$ 5,617,538	\$ 5,545,546
14.00%	14.00%	14.00%	13.00%	13.00%	13.00%

**JEFFERSON LOCAL SCHOOL DISTRICT
MADISON COUNTY, OHIO**

SCHEDULES OF REQUIRED SUPPLEMENTARY INFORMATION

SCHEDULE OF THE DISTRICT'S PROPORTIONATE SHARE OF
THE NET OPEB LIABILITY
SCHOOL EMPLOYEES RETIREMENT SYSTEM (SERS) OF OHIO

LAST FIVE FISCAL YEARS

	<u>2021</u>	<u>2020</u>	<u>2019</u>	<u>2018</u>	<u>2017</u>
District's proportion of the net OPEB liability	0.06065080%	0.06270310%	0.06300400%	0.05863730%	0.06178257%
District's proportionate share of the net OPEB liability	\$ 1,318,140	\$ 1,576,851	\$ 1,747,901	\$ 1,573,671	\$ 1,761,032
District's covered payroll	\$ 2,041,314	\$ 2,245,304	\$ 2,006,370	\$ 1,969,979	\$ 1,953,500
District's proportionate share of the net OPEB liability as a percentage of its covered payroll	64.57%	70.23%	87.12%	79.88%	90.15%
Plan fiduciary net position as a percentage of the total OPEB liability	18.17%	15.57%	13.57%	12.46%	11.49%

Note: Information prior to 2017 was unavailable. Schedule is intended to show information for 10 years. Additional years will be displayed as they become available.

Amounts presented for each fiscal year were determined as of the District's measurement date which is the prior year-end.

SEE ACCOMPANYING NOTES TO THE REQUIRED SUPPLEMENTARY INFORMATION

**JEFFERSON LOCAL SCHOOL DISTRICT
MADISON COUNTY, OHIO**

SCHEDULES OF REQUIRED SUPPLEMENTARY INFORMATION

SCHEDULE OF THE DISTRICT'S PROPORTIONATE SHARE OF
THE NET OPEB LIABILITY/ASSET
STATE TEACHERS RETIREMENT SYSTEM (STRS) OF OHIO

	LAST FIVE FISCAL YEARS				
	<u>2021</u>	<u>2020</u>	<u>2019</u>	<u>2018</u>	<u>2017</u>
District's proportion of the net OPEB liability/asset	0.05593020%	0.05633829%	0.57499890%	0.05619002%	0.05641476%
District's proportionate share of the net OPEB liability/(asset)	\$ (982,973)	\$ (933,097)	\$ (923,964)	\$ 2,192,327	\$ 3,017,076
District's covered payroll	\$ 6,718,871	\$ 6,663,021	\$ 6,593,157	\$ 6,391,071	\$ 6,048,829
District's proportionate share of the net OPEB liability/asset as a percentage of its covered payroll	14.63%	14.00%	14.01%	34.30%	49.88%
Plan fiduciary net position as a percentage of the total OPEB liability/asset	182.10%	174.70%	176.00%	47.10%	37.30%

Note: Information prior to 2017 was unavailable. Schedule is intended to show information for 10 years. Additional years will be displayed as they become available.

Amounts presented for each fiscal year were determined as of the District's measurement date which is the prior year-end.

SEE ACCOMPANYING NOTES TO THE REQUIRED SUPPLEMENTARY INFORMATION

**JEFFERSON LOCAL SCHOOL DISTRICT
MADISON COUNTY, OHIO**

SCHEDULES OF REQUIRED SUPPLEMENTARY INFORMATION

SCHEDULE OF DISTRICT OPEB CONTRIBUTIONS
SCHOOL EMPLOYEES RETIREMENT SYSTEM (SERS) OF OHIO

	LAST TEN FISCAL YEARS			
	<u>2021</u>	<u>2020</u>	<u>2019</u>	<u>2018</u>
Contractually required contribution	\$ 32,376	\$ 28,615	\$ 44,188	\$ 41,832
Contributions in relation to the contractually required contribution	<u>(32,376)</u>	<u>(28,615)</u>	<u>(44,188)</u>	<u>(41,832)</u>
Contribution deficiency (excess)	<u>\$ -</u>	<u>\$ -</u>	<u>\$ -</u>	<u>\$ -</u>
District's covered payroll	\$ 1,947,714	\$ 2,041,314	\$ 2,245,304	\$ 2,006,370
Contributions as a percentage of covered payroll	1.66%	1.40%	1.97%	2.08%

SEE ACCOMPANYING NOTES TO THE REQUIRED SUPPLEMENTARY INFORMATION

<u>2017</u>	<u>2016</u>	<u>2015</u>	<u>2014</u>	<u>2013</u>	<u>2012</u>
\$ 27,300	\$ 29,577	\$ 56,970	\$ 30,837	\$ 26,514	\$ 35,901
<u>(27,300)</u>	<u>(29,577)</u>	<u>(56,970)</u>	<u>(30,837)</u>	<u>(26,514)</u>	<u>(35,901)</u>
<u>\$ -</u>	<u>\$ -</u>	<u>\$ -</u>	<u>\$ -</u>	<u>\$ -</u>	<u>\$ -</u>
\$ 1,969,979	\$ 1,953,500	\$ 1,783,300	\$ 1,722,229	\$ 1,757,775	\$ 1,716,543
1.39%	1.51%	3.19%	1.79%	1.51%	2.09%

**JEFFERSON LOCAL SCHOOL DISTRICT
MADISON COUNTY, OHIO**

SCHEDULES OF REQUIRED SUPPLEMENTARY INFORMATION

SCHEDULE OF DISTRICT OPEB CONTRIBUTIONS
STATE TEACHERS RETIREMENT SYSTEM (STRS) OF OHIO

	LAST TEN FISCAL YEARS			
	<u>2021</u>	<u>2020</u>	<u>2019</u>	<u>2018</u>
Contractually required contribution	\$ -	\$ -	\$ -	\$ -
Contributions in relation to the contractually required contribution	<u>-</u>	<u>-</u>	<u>-</u>	<u>-</u>
Contribution deficiency (excess)	<u>\$ -</u>	<u>\$ -</u>	<u>\$ -</u>	<u>\$ -</u>
District's covered payroll	\$ 6,908,479	\$ 6,718,871	\$ 6,663,021	\$ 6,593,157
Contributions as a percentage of covered payroll	0.00%	0.00%	0.00%	0.00%

SEE ACCOMPANYING NOTES TO THE REQUIRED SUPPLEMENTARY INFORMATION

<u>2017</u>	<u>2016</u>	<u>2015</u>	<u>2014</u>	<u>2013</u>	<u>2012</u>
\$ -	\$ -	\$ -	\$ 56,970	\$ 56,175	\$ 55,455
-	-	-	(56,970)	(56,175)	(55,455)
<u>\$ -</u>	<u>\$ -</u>	<u>\$ -</u>	<u>\$ -</u>	<u>\$ -</u>	<u>\$ -</u>
\$ 6,391,071	\$ 6,048,829	\$ 5,715,121	\$ 5,530,423	\$ 5,617,538	\$ 5,545,546
0.00%	0.00%	0.00%	1.00%	1.00%	1.00%

**JEFFERSON LOCAL SCHOOL DISTRICT
MADISON COUNTY, OHIO**

NOTES TO THE REQUIRED SUPPLEMENTARY INFORMATION
FOR THE FISCAL YEAR ENDED JUNE 30, 2021

PENSION

SCHOOL EMPLOYEES RETIREMENT SYSTEM (SERS) OF OHIO

Changes in benefit terms: There were no changes in benefit terms from the amounts reported for fiscal years 2014-2017. For fiscal year 2018, SERS changed from a fixed 3% annual increase to a Cost of Living Adjustment (COLA) based on the changes in the Consumer Price Index (CPI-W), with a cap of 2.5% and a floor of 0%. There were no changes in benefit terms from the amounts previously reported for fiscal years 2019-2021.

Changes in assumptions: There were no changes in methods and assumptions used in the calculation of actuarial determined contributions for fiscal years 2014-2016. For fiscal year 2017, the following changes of assumptions affected the total pension liability since the prior measurement date: (a) the assumed rate of inflation was reduced from 3.25% to 3.00%, (b) payroll growth assumption was reduced from 4.00% to 3.50%, (c) assumed real wage growth was reduced from 0.75% to 0.50%, (d) rates of withdrawal, retirement and disability were updated to reflect recent experience, (e) mortality among active members was updated to RP-2014 Blue Collar Mortality Table with fully generational projection and a five year age set-back for both males and females, (f) mortality among service retired members and beneficiaries was updated to the following RP-2014 Blue Collar Mortality Table with fully generational projection with Scale BB, 120% of male rates and 110% of female rates, (g) mortality among disabled members was updated to RP-2000 Disabled Mortality Table, 90% for male rates and 100% for female rates, set back five years is used for the period after disability retirement and (h) the discount rate was reduced from 7.75% to 7.50%. There were no changes in methods and assumptions used in the calculation of actuarial determined contributions for fiscal years 2018-2021.

STATE TEACHERS RETIREMENT SYSTEM (STRS) OF OHIO

Changes in benefit terms: There were no changes in benefit terms from the amounts reported for fiscal years 2014-2017. For fiscal year 2018, STRS decreased the Cost of Living Adjustment (COLA) to zero. There were no changes in benefit terms from amounts previously reported for fiscal years 2019-2021.

Changes in assumptions: There were no changes in methods and assumptions used in the calculation of actuarial determined contributions for fiscal years 2014-2017. For fiscal year 2018, the following changes of assumption affected the total pension liability since the prior measurement date: (a) the long-term expected rate of return was reduced from 7.75% to 7.45%, (b) the inflation assumption was lowered from 2.75% to 2.50%, (c) the payroll growth assumption was lowered to 3.00%, (d) total salary increases rate was lowered by decreasing the merit component of the individual salary increases, in addition to a decrease of 0.25% due to lower inflation, (e) the healthy and disabled mortality assumptions were updated to the RP-2014 mortality tables with generational improvement scale MP-2016 and (f) rates of retirement, termination and disability were modified to better reflect anticipated future experience. There were no changes in methods and assumptions used in the calculation of actuarial determined contributions for fiscal years 2019-2021.

OTHER POSTEMPLOYMENT BENEFITS (OPEB)

SCHOOL EMPLOYEES RETIREMENT SYSTEM (SERS) OF OHIO

Changes in benefit terms: There were no changes in benefit terms from the amounts previously reported for fiscal years 2017-2021.

(Continued)

**JEFFERSON LOCAL SCHOOL DISTRICT
MADISON COUNTY, OHIO**

NOTES TO THE REQUIRED SUPPLEMENTARY INFORMATION (CONTINUED)
FOR THE FISCAL YEAR ENDED JUNE 30, 2021

OTHER POSTEMPLOYMENT BENEFITS (OPEB) (Continued)

Changes in assumptions: There were no changes in methods and assumptions used in the calculation of actuarial determined contributions for fiscal year 2017. For fiscal year 2018, the following changes of assumptions affected the total OPEB liability since the prior measurement date: (a) assumed rate of inflation was reduced from 3.25% to 3.00%, (b) payroll growth assumption was reduced from 4.00% to 3.50%, (c) assumed real wage growth was reduced from 0.75% to 0.50%, (d) rates of withdrawal, retirement, and disability were updated to reflect recent experience, (e) mortality among active members was updated to the following: RP-2014 Blue Collar Mortality Table with fully generational projection and a five-year age set-back for both males and females, (f) mortality among service retired members and beneficiaries was updated to the following: RP-2014 Blue Collar Mortality Table with fully generational projection with Scale BB, 120% of male rates, and 110% of female rates, (g) mortality among disabled members was updated to the following: RP-2000 Disabled Mortality Table, 90% for male rates and 100% for female rates, set back five years is used for the period after disability retirement, (h) the municipal bond index rate increased from 2.92% to 3.56% and (i) the single equivalent interest rate, net of plan investment expense, including price inflation increased from 2.98% to 3.63%. For fiscal year 2019, the following changes of assumptions affected the total OPEB liability since the prior measurement date: (a) the discount rate increased from 3.63% to 3.70%, (b) the health care cost trend rates for Medicare were changed from a range of 5.50%-5.00% to a range of 5.375%-4.75% and Pre-Medicare were changed from a range of 7.50%-5.00% to a range of 7.25%-4.75%, (c) the municipal bond index rate increased from 3.56% to 3.62% and (d) the single equivalent interest rate, net of plan investment expense, including price inflation increased from 3.63% to 3.70%. For fiscal year 2020, the following changes of assumptions affected the total OPEB liability since the prior measurement date: (a) the discount rate decreased from 3.70% to 3.22%, (b) the health care cost trend rates for Medicare were changed from a range of 5.375%-4.75% to a range of 5.25%-4.75% and Pre-Medicare were changed from a range of 7.25%-4.75% to a range of 7.00%-4.75%, (c) the municipal bond index rate decreased from 3.62% to 3.13% and (d) the single equivalent interest rate, net of plan investment expense, including price inflation decreased from 3.70% to 3.22%. For fiscal year 2021, the following changes of assumptions affected the total OPEB liability since the prior measurement date: (a) the discount rate decreased from 3.22% to 2.63% and (b) the municipal bond index rate decreased from 3.13% to 2.45%.

STATE TEACHERS RETIREMENT SYSTEM (STRS) OF OHIO

Changes in benefit terms: There were no changes in benefit terms from the amounts previously reported for fiscal year 2017. For fiscal year 2018, STRS reduced the subsidy multiplier for non-Medicare benefit recipients from 2.1% to 1.9% per year of service. Medicare Part B premium reimbursements were discontinued for certain survivors and beneficiaries and all remaining Medicare Part B premium reimbursements will be discontinued beginning January 2019. For fiscal year 2019, STRS increased the subsidy multiplier for non-Medicare benefit recipients from 1.9% to 1.944% per year of service effective January 1, 2019. The non-Medicare frozen subsidy base premium was increased January 1, 2019 and all remaining Medicare Part B premium reimbursements will be discontinued beginning January 1, 2020. For fiscal year 2020, STRS increased the subsidy percentage from 1.944% to 1.984% effective January 1, 2020. The Medicare subsidy percentages were adjusted effective January 1, 2021 to 2.1% for the Medicare plan. The Medicare Part B monthly reimbursement elimination date was postponed to January 1, 2021. For fiscal year 2021, the non-Medicare subsidy percentage was increased effective January 1, 2021 from 1.984% to 2.055% per year of service. The non-Medicare frozen subsidy base premium was increased effective January 1, 2021. The Medicare subsidy percentages were adjusted effective January 1, 2021 to 2.1% for the AMA Medicare plan. The Medicare Part B monthly reimbursement elimination date was postponed indefinitely.

Changes in assumptions: There were no changes in methods and assumptions used in the calculation of actuarial determined contributions for fiscal year 2017. For fiscal year 2018, the following changes of assumptions affected the total OPEB liability since the prior measurement date: (a) the discount rate was increased from 3.26% to 4.13% based on the methodology defined under GASB Statement No. 74, Financial Reporting for Postemployment Benefit Plans Other Than Pension Plans (OPEB), (b) the long term expected rate of return was reduced from 7.75% to 7.45%, (c) valuation year per capita health care costs were updated, and the salary scale was modified, (d) the percentage of future retirees electing each option was updated based on current data and the percentage of future disabled retirees and terminated vested participants electing health coverage were decreased and (e) the assumed mortality, disability, retirement, withdrawal and future health care cost trend rates were modified along with the portion of rebated prescription drug costs. For fiscal year 2019, the following changes of assumptions affected the total OPEB liability/asset since the prior measurement date: (a) the discount rate was increased from the blended rate of 4.13% to the long-term expected rate of return of 7.45% based on the methodology defined under GASB Statement No. 74, Financial Reporting for Postemployment Benefit Plans Other Than Pension Plans (OPEB) and (b) decrease in health care cost trend rates from 6.00%-11.00% initial; 4.50% ultimate down to Medical Pre-Medicare 6.00% and Medicare 5.00% initial; 4.00% ultimate and Prescription Drug Pre-Medicare 8.00% and Medicare (5.23%) initial; 4.00% ultimate. For fiscal year 2020, health care cost trend rates were changed to the following: medical pre-Medicare from 6.00% initial - 4.00% ultimate down to 5.87% initial - 4.00% ultimate; medical Medicare from 5.00% initial - 4.00% ultimate down to 4.93% initial - 4.00% ultimate; prescription drug pre-Medicare from 8.00% initial - 4.00% ultimate down to 7.73% initial - 4.00% ultimate and (5.23%) initial - 4.00% ultimate up to 9.62% initial - 4.00% ultimate. For fiscal year 2021, health care cost trend rates were changed to the following: medical pre-Medicare from 5.87% initial - 4.00% ultimate down to 5.00% initial - 4.00% ultimate; medical Medicare from 4.93% initial - 4.00% ultimate down to -6.69% initial - 4.00% ultimate up to 11.87% initial - 4.00% ultimate; prescription drug pre-Medicare from 7.73% initial - 4.00% ultimate down to 6.50% initial - 4.00% ultimate; and prescription drug Medicare from 9.62% initial - 4.00% ultimate up to 11.87% initial - 4.00% ultimate.

**Jefferson Local School District
Madison County, Ohio**

*Schedule of Federal Awards Expenditures
For the Fiscal Year Ended June 30, 2021*

Federal Grantor/Pass Through Grantor/Program Title	Pass Through Entity Number	Federal Assistance Listing Number	Federal Awards Expenditures
<u>United States Department of Agriculture</u>			
<i>Passed through the Ohio Department of Education</i>			
Child Nutrition Cluster:			
School Breakfast Program	3L70	10.553	\$67,698
National School Lunch Program	3L60	10.555	177,142
Non-Cash Assistance - National School Lunch Program (NSLP)	N/A	10.555	37,929
COVID-19 School Breakfast Program	3L70	10.553	2,531
COVID-19 School Lunch Program	3L60	10.555	<u>10,347</u>
Total Child Nutrition Cluster			<u>295,647</u>
Total United States Department of Agriculture			295,647
<u>United States Department of Education</u>			
<i>Passed through the Ohio Department of Education</i>			
Special Education Cluster (IDEA)			
Special Education-Grants to States	3M20	84.027	<u>269,271</u>
Total Special Education Cluster (IDEA)			269,271
Title I Grants to Local Educational Agencies	3M00	84.010	63,167
Student Support and Academic Enrichment Program	3HI0	84.424	11,364
Supporting Effective Instruction State Grants	3Y60	84.367	11,149
COVID-19 Elementary and Secondary School Emergency Relief Fund	3HS0	84.425D	124,991
COVID-19 Elementary and Secondary School Emergency Relief Fund II	3HS0	84.425D	<u>230,767</u>
Total COVID-19 Elementary and Secondary School Emergency Relief Fund			<u>355,758</u>
Total United States Department of Education			710,709
<u>United States Department of the Treasury</u>			
<i>Passed through Madison County</i>			
COVID-19 Coronavirus Relief Fund	N/A	21.019	73,094
<i>Passed through the Ohio Department of Education</i>			
COVID-19 Coronavirus Relief Fund	5CV1	21.019	<u>59,532</u>
Total COVID-19 Coronavirus Relief Fund			<u>132,626</u>
Total United States Department of the Treasury			132,626
Total Federal Financial Assistance			<u>\$1,138,982</u>

N/A - pass through entity number not available.

The notes to the schedule of federal awards expenditures are an integral part of this schedule.

Jefferson Local School District
Madison County, Ohio

Notes to the Schedule of Federal Awards Expenditures
For the Fiscal Year Ended June 30, 2021

Note 1 – Basis of Presentation

The accompanying schedule of federal awards expenditures (the schedule) is a summary of the activity of the District's federal award programs. The information in this schedule is presented in accordance with the requirements of Title 2 U.S. *Code of Federal Regulations* Part 200, *Uniform Administrative Requirements, Cost Principles, and Audit Requirements for Federal Awards* (Uniform Guidance). Because the schedule presents only a selected portion of the operations of the District, it is not intended to and does not present the financial position, changes in net position, or cash flows of the District.

Note 2 – Summary of Significant Accounting Policies

Expenditures reported on the schedule are reported on the cash basis of accounting. Such expenditures are recognized following the cost principles contained in Title 2 U.S. *Code of Federal Regulations* Part 200, *Uniform Administrative Requirements, Cost Principles, and Audit Requirements for Federal Awards*, wherein certain types of expenditures may or may not be allowable or may be limited as to reimbursement. The District has elected not to use the 10-percent de minimis indirect cost rate as allowed under the Uniform Guidance.

Note 3 – Child Nutrition Cluster

The District commingles cash receipts from the U.S. Department of Agriculture with similar State grants. When reporting expenditures on this schedule, the District assumes it expends federal monies first.

Note 4 – Food Donation Program

The District reports commodities consumed on the Schedule at entitlement value. The District allocated donated food commodities to the respective program that benefited from the use of those donated food commodities.

Report on Internal Control Over Financial Reporting and on Compliance and Other Matters Based on an Audit of Financial Statements Performed in Accordance With *Government Auditing Standards*

Independent Auditor's Report

Board of Education
Jefferson Local School District
906 West Main Street
West Jefferson, Ohio 43162

We have audited, in accordance with the auditing standards generally accepted in the United States of America and the standards applicable to financial audits contained in *Government Auditing Standards* issued by the Comptroller General of the United States, the financial statements of the governmental activities, each major fund, and the aggregate remaining fund information of Jefferson Local School District, Madison County, Ohio (the District) as of and for the year ended June 30, 2021, and the related notes to the financial statements, which collectively comprise the District's basic financial statements, and have issued our report thereon dated January 14, 2022, wherein we noted that the financial impact of COVID-19 and the continuing emergency measures will impact subsequent periods of the District.

Internal Control Over Financial Reporting

In planning and performing our audit of the financial statements, we considered the District's internal control over financial reporting (internal control) as a basis for designing audit procedures that are appropriate in the circumstances for the purpose of expressing our opinions on the financial statements, but not for the purpose of expressing an opinion on the effectiveness of the District's internal control. Accordingly, we do not express an opinion on the effectiveness of the District's internal control.

A deficiency in internal control exists when the design or operation of a control does not allow management or employees, in the normal course of performing their assigned functions, to prevent, or detect and correct, misstatements on a timely basis. A material weakness is a deficiency, or a combination of deficiencies, in internal control, such that there is a reasonable possibility that a material misstatement of the District's financial statements will not be prevented, or detected and corrected on a timely basis. A significant deficiency is a deficiency, or a combination of deficiencies, in internal control that is less severe than a material weakness, yet important enough to merit attention by those charged with governance.


Our consideration of internal control was for the limited purpose described in the first paragraph of this section and was not designed to identify all deficiencies in internal control that might be material weaknesses or significant deficiencies. Given these limitations, during our audit we did not identify any deficiencies in internal control that we consider to be material weaknesses. However, material weaknesses may exist that have not been identified.

Compliance and Other Matters

As part of obtaining reasonable assurance about whether the District's financial statements are free from material misstatement, we performed tests of its compliance with certain provisions of laws, regulations, contracts, and grant agreements, noncompliance with which could have a direct and material effect on the financial statements. However, providing an opinion on compliance with those provisions was not an objective of our audit, and accordingly, we do not express such an opinion. The results of our tests disclosed no instances of noncompliance or other matters that are required to be reported under *Government Auditing Standards*.

Purpose of this Report

The purpose of this report is solely to describe the scope of our testing of internal control and compliance and the results of that testing, and not to provide an opinion on the effectiveness of the District's internal control or on compliance. This report is an integral part of an audit performed in accordance with *Government Auditing Standards* in considering the District's internal control and compliance. Accordingly, this communication is not suitable for any other purpose.



Millhuff-Stang, CPA, Inc.
Chillicothe, Ohio

January 14, 2022

**Report on Compliance For Each Major Federal Program and on Internal Control Over Compliance
Required by the Uniform Guidance**

Independent Auditor's Report

Board of Education
Jefferson Local School District
906 West Main Street
West Jefferson, Ohio 43162

Report on Compliance for Each Major Federal Program

We have audited Jefferson Local School District's, Madison County, (the District) compliance with the types of compliance requirements described in the *OMB Compliance Supplement* that could have a direct and material effect on each of the District's major federal programs for the year ended June 30, 2021. The District's major federal programs are identified in the summary of auditor's results section of the accompanying schedule of findings and questioned costs.

Management's Responsibility

Management is responsible for compliance with federal statutes, regulations, and the terms and conditions of its federal awards applicable to its federal programs.

Auditor's Responsibility

Our responsibility is to express an opinion on compliance for each of the District's major federal programs based on our audit of the types of compliance requirements referred to above. We conducted our audit of compliance in accordance with auditing standards generally accepted in the United States of America; the standards applicable to financial audits contained in *Government Auditing Standards*, issued by the Comptroller General of the United States; and the audit requirements of Title 2 U.S. *Code of Federal Regulations* Part 200, *Uniform Administrative Requirements, Cost Principles, and Audit Requirements for Federal Awards* (Uniform Guidance). Those standards and the Uniform Guidance require that we plan and perform the audit to obtain reasonable assurance about whether noncompliance with the types of compliance requirements referred to above that could have a direct and material effect on a major federal program occurred. An audit includes examining, on a test basis, evidence about the District's compliance with those requirements and performing such other procedures as we considered necessary in the circumstances.

We believe that our audit provides a reasonable basis for our opinion on compliance for each major federal program. However, our audit does not provide a legal determination of the District's compliance.

Opinion on Each Major Federal Program

In our opinion, the District complied, in all material respects, with the types of compliance requirements referred to above that could have a direct and material effect on each of its major federal programs for the year ended June 30, 2021.

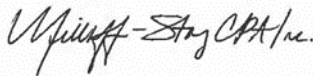
Report on Internal Control Over Compliance

Management of the District is responsible for establishing and maintaining effective internal control over compliance with the types of compliance requirements referred to above. In planning and performing our audit of compliance, we considered the District's internal control over compliance with the types of requirements that could have a direct and material effect on each major federal program to determine the auditing procedures that are appropriate in the circumstances for the purpose of expressing an opinion on compliance for each major federal program and to test and report on internal control over compliance in accordance with the Uniform Guidance, but not for the purpose of expressing an opinion on the effectiveness of internal control over compliance. Accordingly, we do not express an opinion on the effectiveness of the District's internal control over compliance.

A deficiency in internal control over compliance exists when the design or operation of a control over compliance does not allow management or employees, in the normal course of performing their assigned functions, to prevent, or detect and correct, noncompliance with a type of compliance requirement of a federal program on a timely basis. A material weakness in internal control over compliance is a deficiency, or a combination of deficiencies, in internal control over compliance, such that there is a reasonable possibility that material noncompliance with a type of compliance requirement of a federal program will not be prevented, or detected and corrected, on a timely basis. A significant deficiency in internal control over compliance is a deficiency, or a combination of deficiencies, in internal control over compliance with a type of compliance requirement of a federal program that is less severe than a material weakness in internal control over compliance, yet important enough to merit attention by those charged with governance.

Our consideration of internal control over compliance was for the limited purpose described in the first paragraph of this section and was not designed to identify all deficiencies in internal control over compliance that might be material weaknesses or significant deficiencies. We did not identify any deficiencies in internal control over compliance that we consider to be material weaknesses. However, material weaknesses may exist that have not been identified

The purpose of this report on internal control over compliance is solely to describe the scope of our testing of internal control over compliance and the results of that testing based on the requirements of the Uniform Guidance. Accordingly, this report is not suitable for any other purpose.



Millhuff-Stang, CPA, Inc.
Chillicothe, Ohio

January 14, 2022

**Jefferson Local School District
Madison County, Ohio**

*Schedule of Findings and Questioned Costs
For the Fiscal Year Ended June 30, 2021*

Section I – Summary of Auditor’s Results

<i>Financial Statements</i>		
Type of report the auditor issued on whether the financial statements audited were prepared in accordance with GAAP:		Unmodified
Internal control over financial reporting:		
	Material weakness(es) identified?	No
	Significant deficiency(ies) identified?	None reported
Noncompliance material to financial statements noted?		No
<i>Federal Awards</i>		
Internal control over major program(s):		
	Material weakness(es) identified?	No
	Significant deficiency(ies) identified?	None reported
Type of auditor’s report issued on compliance for major programs:		Unmodified
Any auditing findings disclosed that are required to be reported in accordance with 2 CFR 200.516(a)?		No
Identification of major program(s):		Child Nutrition Cluster, FALN #10.555 & #10.553; Special Education Cluster (IDEA), FALN #84.027
Dollar threshold used to distinguish between type A and type B programs:		Type A: >\$750,000 Type B: all others
Auditee qualified as low-risk auditee?		No

Section II – Financial Statement Findings

None

Section III – Federal Award Findings and Questioned Costs

None

This page intentionally left blank.

OHIO AUDITOR OF STATE KEITH FABER



JEFFERSON LOCAL SCHOOL DISTRICT

MADISON COUNTY

AUDITOR OF STATE OF OHIO CERTIFICATION

This is a true and correct copy of the report, which is required to be filed pursuant to Section 117.26, Revised Code, and which is filed in the Office of the Ohio Auditor of State in Columbus, Ohio.



Certified for Release 3/24/2022

88 East Broad Street, Columbus, Ohio 43215
Phone: 614-466-4514 or 800-282-0370

This report is a matter of public record and is available online at
www.ohioauditor.gov