



OHIO AUDITOR OF STATE
KEITH FABER



**MONROEVILLE LOCAL SCHOOL DISTRICT
HURON COUNTY
JUNE 30, 2021**

TABLE OF CONTENTS

TITLE	PAGE
Independent Auditor's Report	1
Prepared by Management:	
Management's Discussion and Analysis	3
Basic Financial Statements:	
Government-wide Financial Statements:	
Statement of Net Position	15
Statement of Activities	16
Fund Financial Statements:	
Balance Sheet	
Governmental Funds	17
Reconciliation of Total Governmental Fund Balances to Net Position of Governmental Activities	18
Statement of Revenues, Expenditures and Changes in Fund Balances Governmental Funds	19
Reconciliation of the Statement of Revenues, Expenditures and Changes in Fund Balances of Governmental Funds to the Statement of Activities	20
Statement of Revenues, Expenditures and Changes in Fund Balance - Budget and Actual (Non-GAAP Budgetary Basis) General Fund	21
Statement of Fiduciary Net Position Fiduciary Funds	22
Statement of Changes in Fiduciary Net Position Fiduciary Funds	23
Notes to the Basic Financial Statements	24
Schedules of Required Supplementary Information:	
Schedule of the District's Proportionate Share of the Net Pension Liability School Employees Retirement System (SERS) of Ohio Last Eight Fiscal Years	66
Schedule of the District's Proportionate Share of the Net Pension Liability State Teachers Retirement System (STRS) of Ohio Last Eight Fiscal Years	68
Schedule of District Pension Contributions School Employees Retirement System (SERS) of Ohio Last Ten Fiscal Years	70

**MONROEVILLE LOCAL SCHOOL DISTRICT
HURON COUNTY
JUNE 30, 2021**

**TABLE OF CONTENTS
(Continued)**

TITLE	PAGE
Schedule of District Pension Contributions State Teachers Retirement System (STRS) of Ohio Last Ten Fiscal Years	72
Schedule of the District's Proportionate Share of the Net OPEB Liability School Employees Retirement System (SERS) of Ohio Last Five Fiscal Years.....	74
Schedule of the District's Proportionate Share of the Net OPEB Liability (Asset) State Teachers Retirement System (STRS) of Ohio Last Five Fiscal Years.....	75
Schedule of District OPEB Contributions School Employees Retirement System (SERS) of Ohio Last Ten Fiscal Years	76
Schedule of District OPEB Contributions State Teachers Retirement System (STRS) of Ohio Last Ten Fiscal Years	78
Notes to the Required Supplementary Information.....	80
Independent Auditor's Report on Internal Control Over Financial Reporting and on Compliance and Other Matters Required by <i>Government Auditing Standards</i>	83
Prepared by Management:	
Summary Schedule of Prior Audit Findings.....	85

OHIO AUDITOR OF STATE KEITH FABER



88 East Broad Street
Columbus, Ohio 43215
ContactUs@ohioauditor.gov
(800) 282-0370

INDEPENDENT AUDITOR'S REPORT

Monroeville Local School District
Huron County
101 West Street
Monroeville, Ohio 44847

To the Board of Education:

Report on the Financial Statements

We have audited the accompanying financial statements of the governmental activities, the major fund, and the aggregate remaining fund information of Monroeville Local School District, Huron County, Ohio (the District), as of and for the year ended June 30, 2021, and the related notes to the financial statements, which collectively comprise the District's basic financial statements as listed in the table of contents.

Management's Responsibility for the Financial Statements

Management is responsible for preparing and fairly presenting these financial statements in accordance with accounting principles generally accepted in the United States of America; this includes designing, implementing, and maintaining internal control relevant to preparing and fairly presenting financial statements that are free from material misstatement, whether due to fraud or error.

Auditor's Responsibility

Our responsibility is to opine on these financial statements based on our audit. We audited in accordance with auditing standards generally accepted in the United States of America and the financial audit standards in the Comptroller General of the United States' *Government Auditing Standards*. Those standards require us to plan and perform the audit to reasonably assure the financial statements are free from material misstatement.

An audit requires obtaining evidence about financial statement amounts and disclosures. The procedures selected depend on our judgment, including assessing the risks of material financial statement misstatement, whether due to fraud or error. In assessing those risks, we consider internal control relevant to the District's preparation and fair presentation of the financial statements in order to design audit procedures that are appropriate in the circumstances, but not to the extent needed to opine on the effectiveness of the District's internal control. Accordingly, we express no such opinion. An audit also includes evaluating the appropriateness of management's accounting policies and the reasonableness of their significant accounting estimates, as well as our evaluation of the overall financial statement presentation.

We believe the audit evidence we obtained is sufficient and appropriate to support our audit opinions.

Opinion

In our opinion, the financial statements referred to above present fairly, in all material respects, the respective financial position of the governmental activities, the major fund, and the aggregate remaining fund information of the District, as of June 30, 2021, and the respective changes in financial position thereof and the budgetary comparison for the General Fund thereof for the year then ended in accordance with the accounting principles generally accepted in the United States of America.

Emphasis of Matter

As discussed in Note 21 to the financial statements, the financial impact of COVID-19 and the continuing emergency measures may impact subsequent periods of the District. We did not modify our opinion regarding this matter.

Other Matters

Required Supplementary Information

Accounting principles generally accepted in the United States of America require this presentation to include *management's discussion and analysis*, and schedules of net pension and other post-employment benefit liabilities/asset and pension and other post-employment benefit contributions listed in the table of contents, to supplement the basic financial statements. Although this information is not part of the basic financial statements, the Governmental Accounting Standards Board considers it essential for placing the basic financial statements in an appropriate operational, economic, or historical context. We applied certain limited procedures to the required supplementary information in accordance with auditing standards generally accepted in the United States of America, consisting of inquiries of management about the methods of preparing the information and comparing the information for consistency with management's responses to our inquiries, to the basic financial statements, and other knowledge we obtained during our audit of the basic financial statements. We do not opine or provide any assurance on the information because the limited procedures do not provide us with sufficient evidence to opine or provide any other assurance.

Other Reporting Required by Government Auditing Standards

In accordance with *Government Auditing Standards*, we have also issued our report dated April 26, 2022, on our consideration of the District's internal control over financial reporting and our tests of its compliance with certain provisions of laws, regulations, contracts and grant agreements and other matters. That report describes the scope of our internal control testing over financial reporting and compliance, and the results of that testing, and does not opine on internal control over financial reporting or on compliance. That report is an integral part of an audit performed in accordance with *Government Auditing Standards* in considering the District's internal control over financial reporting and compliance.



Keith Faber
Auditor of State
Columbus, Ohio

April 26, 2022

**MONROEVILLE LOCAL SCHOOL DISTRICT
HURON COUNTY, OHIO**

MANAGEMENT'S DISCUSSION AND ANALYSIS
FOR THE FISCAL YEAR ENDED JUNE 30, 2021
(UNAUDITED)

The discussion and analysis of the Monroeville Local School District's (the District) financial performance provides an overall review of the District's financial activities for the fiscal year ended June 30, 2021. The intent of this discussion and analysis is to look at the District's financial performance as a whole; readers should also review the basic financial statements and the notes to the basic financial statements to enhance their understanding of the District's financial performance.

Financial Highlights

Key financial highlights for fiscal year 2021 are as follows:

- In total, net position of governmental activities increased \$1,227,213 from 2020's net position.
- General revenues accounted for \$7,805,369 in revenue or 75.31% of all revenues. Program specific revenues in the form of charges for services and sales, grants and contributions accounted for \$2,558,546 or 24.69% of total revenues of \$10,363,915.
- The District had \$9,136,702 in expenses related to governmental activities; \$2,558,546 of these expenses were offset by program specific charges for services, grants or contributions. General revenues supporting governmental activities (primarily taxes and unrestricted grants and entitlements) of \$7,805,369 were adequate to provide for these programs.
- The District's major governmental fund is the general fund. The general fund had \$8,859,934 in revenues and other financing sources, and \$7,675,743 in expenditures and other financing uses. During fiscal year 2021, the general fund's fund balance increased \$1,184,191 from a balance of \$3,946,261 to \$5,130,452.

Using these Basic Financial Statements

This annual report consists of a series of financial statements and notes to those statements. These statements are organized so the reader can understand the District as a financial whole, an entire operating entity. The statements then proceed to provide an increasingly detailed look at specific financial activities.

The *statement of net position* and *statement of activities* provide information about the activities of the whole District, presenting both an aggregate view of the District's finances and a longer-term view of those finances. Fund financial statements provide the next level of detail. For governmental funds, these statements tell how services were financed in the short-term as well as what remains for future spending. The fund financial statements also look at the District's most significant funds with all other nonmajor funds presented in total in one column. In the case of the District, the general fund is by far the most significant fund, and the only governmental fund reported as a major fund.

Reporting the District as a Whole

Statement of Net Position and the Statement of Activities

While this document contains the large number of funds used by the District to provide programs and activities, the view of the District as a whole looks at all financial transactions and asks the question, "How did we do financially during 2021?" The statement of net position and the statement of activities answer this question. These statements include *all assets, deferred outflows of resources, liabilities, deferred inflows of resources, revenues and expenses* using the *accrual basis of accounting* similar to the accounting used by most private-sector companies. This basis of accounting will take into account all of the current year's revenues and expenses regardless of when cash is received or paid.

**MONROEVILLE LOCAL SCHOOL DISTRICT
HURON COUNTY, OHIO**

MANAGEMENT'S DISCUSSION AND ANALYSIS
FOR THE FISCAL YEAR ENDED JUNE 30, 2021
(UNAUDITED)

These two statements report the District's *net position* and changes in that position. This change in net position is important because it tells the reader that, for the District as a whole, the *financial position* of the District has improved or diminished. The causes of this change may be the result of many factors, some financial, some not. Non-financial factors include the District's property tax base, current property tax laws in Ohio restricting revenue growth, facility conditions, required educational programs and other factors.

In the statement of net position and the statement of activities, the governmental activities include the District's programs and services, including instruction, support services, operation and maintenance of plant, pupil transportation, extracurricular activities, and food service operations.

Reporting the District's Most Significant Funds

Fund Financial Statements

Fund financial reports provide detailed information about the District's major fund. The District uses many funds to account for a multitude of financial transactions. However, these fund financial statements focus on the District's most significant funds. The District's only major governmental fund is the general fund.

Governmental Funds

Most of the District's activities are reported in governmental funds, which focus on how money flows into and out of those funds and the balances left at year-end available for spending in future periods. These funds are reported using an accounting method called *modified accrual* accounting which measures cash and all other *financial assets* than can readily be converted to cash. The governmental fund financial statements provide a detailed *short-term* view of the District's general government operations and the basic services it provides. Governmental fund information helps you determine whether there are more or fewer financial resources that can be spent in the near future to finance educational programs. The relationship (or differences) between governmental *activities* (reported in the statement of net position and the statement of activities) and governmental *funds* is reconciled in the basic financial statements.

Reporting the District's Fiduciary Responsibilities

The District is the trustee, or fiduciary, for several of its scholarship programs. These activities are reported in custodial funds. All of the District's fiduciary activities are reported in separate statements of fiduciary net position and changes in fiduciary net position. These activities are excluded from the District's other financial statements because the assets cannot be utilized by the District to finance its operations.

Notes to the Basic Financial Statements

The notes provide additional information that is essential to a full understanding of the data provided in the government-wide and fund financial statements.

Required Supplementary Information

The required supplementary information provides detailed information regarding the District's proportionate share of the net pension liability and net OPEB liability (asset) of the retirement systems and a ten year schedule of District contributions to the retirement systems to fund pension and OPEB obligations.

**MONROEVILLE LOCAL SCHOOL DISTRICT
HURON COUNTY, OHIO**

MANAGEMENT'S DISCUSSION AND ANALYSIS
FOR THE FISCAL YEAR ENDED JUNE 30, 2021
(UNAUDITED)

The District as a Whole

The statement of net position provides the perspective of the District as a whole. The table below provides a summary of the District's net position at June 30, 2021 and June 30, 2020.

	Net Position	
	Governmental Activities 2021	Governmental Activities 2020
<u>Assets</u>		
Current and other assets	\$ 10,160,756	\$ 8,862,481
Capital assets, net	7,428,459	7,568,008
Total assets	<u>17,589,215</u>	<u>16,430,489</u>
<u>Deferred Outflows of Resources</u>		
Unamortized deferred charges on debt refunding	131,325	136,492
Pension	1,465,276	1,516,317
OPEB	227,429	175,645
Total deferred outflows of resources	<u>1,824,030</u>	<u>1,828,454</u>
<u>Liabilities</u>		
Current liabilities	846,643	871,983
Long-term liabilities:		
Due within one year	238,735	192,341
Due in more than one year:		
Net pension liability	8,345,705	7,768,267
Net OPEB liability	602,829	690,088
Other amounts	4,442,417	4,731,622
Total liabilities	<u>14,476,329</u>	<u>14,254,301</u>
<u>Deferred Inflows of Resources</u>		
Property taxes levied for next year	2,507,817	2,595,392
Pensions	233,782	542,334
OPEB	930,301	829,113
Total deferred inflows of resources	<u>3,671,900</u>	<u>3,966,839</u>
<u>Net Position</u>		
Net investment in capital assets	3,232,692	3,213,622
Restricted	1,031,641	859,807
Unrestricted (deficit)	<u>(2,999,317)</u>	<u>(4,035,626)</u>
Total net position (deficit)	<u>\$ 1,265,016</u>	<u>\$ 37,803</u>

**MONROEVILLE LOCAL SCHOOL DISTRICT
HURON COUNTY, OHIO**

MANAGEMENT'S DISCUSSION AND ANALYSIS
FOR THE FISCAL YEAR ENDED JUNE 30, 2021
(UNAUDITED)

The net pension liability (NPL) is reported pursuant to GASB Statement 68, "Accounting and Financial Reporting for Pensions - an Amendment of GASB Statement 27" and the net OPEB liability (asset) is reported pursuant to GASB Statement 75, "Accounting and Financial Reporting for Postemployment Benefits Other Than Pensions," which significantly revises accounting for costs and liabilities related to other postemployment benefits (OPEB). For reasons discussed below, many end users of this financial statement will gain a clearer understanding of the District's actual financial condition by adding deferred inflows related to pension and OPEB, the net pension liability and the net OPEB liability to the reported net position and subtracting deferred outflows related to pension and OPEB and net OPEB asset.

Governmental Accounting Standards Board standards are national and apply to all government financial reports prepared in accordance with generally accepted accounting principles. Prior accounting for pensions (GASB 27) and postemployment benefits (GASB 45) focused on a funding approach. This approach limited pension and OPEB costs to contributions annually required by law, which may or may not be sufficient to fully fund each plan's *net pension liability* or *net OPEB liability/asset*. GASB 68 and GASB 75 take an earnings approach to pension and OPEB accounting; however, the nature of Ohio's statewide pension/OPEB plans and state law governing those systems requires additional explanation in order to properly understand the information presented in these statements.

GASB 68 and GASB 75 require the net pension liability and the net OPEB liability to equal the District's proportionate share of each plan's collective:

1. Present value of estimated future pension/OPEB benefits attributable to active and inactive employees' past service.
2. Minus plan assets available to pay these benefits.

GASB notes that pension and OPEB obligations, whether funded or unfunded, are part of the "employment exchange" – that is, the employee is trading his or her labor in exchange for wages, benefits, and the promise of a future pension and other postemployment benefits. GASB noted that the unfunded portion of this promise is a present obligation of the government, part of a bargained-for benefit to the employee, and should accordingly be reported by the government as a liability since they received the benefit of the exchange. However, the District is not responsible for certain key factors affecting the balance of these liabilities. In Ohio, the employee shares the obligation of funding pension benefits with the employer. Both employer and employee contribution rates are capped by State statute. A change in these caps requires action of both Houses of the General Assembly and approval of the Governor. Benefit provisions are also determined by State statute. The Ohio revised Code permits, but does not require the retirement systems to provide healthcare to eligible benefit recipients. The retirement systems may allocate a portion of the employer contributions to provide for these OPEB benefits.

The employee enters the employment exchange with the knowledge that the employer's promise is limited not by contract but by law. The employer enters the exchange also knowing that there is a specific, legal limit to its contribution to the retirement system. In Ohio, there is no legal means to enforce the unfunded liability of the pension/OPEB plan *as against the public employer*. State law operates to mitigate/lessen the moral obligation of the public employer to the employee, because all parties enter the employment exchange with notice as to the law. The retirement system is responsible for the administration of the pension and OPEB plans.

Most long-term liabilities have set repayment schedules or, in the case of compensated absences (i.e. sick and vacation leave), are satisfied through paid time-off or termination payments. There is no repayment schedule for the net pension liability or the net OPEB liability (asset). As explained above, changes in benefits, contribution rates, and return on investments affect the balance of these liabilities but are outside the control of the local government. In the event that contributions, investment returns, and other changes are insufficient to keep up with required payments, State statute does not assign/identify the responsible party for the unfunded portion. Due to the unique nature of how the net pension liability and the net OPEB liability are satisfied, these liabilities are separately identified within the long-term liability section of the statement of net position.

**MONROEVILLE LOCAL SCHOOL DISTRICT
HURON COUNTY, OHIO**

**MANAGEMENT'S DISCUSSION AND ANALYSIS
FOR THE FISCAL YEAR ENDED JUNE 30, 2021
(UNAUDITED)**

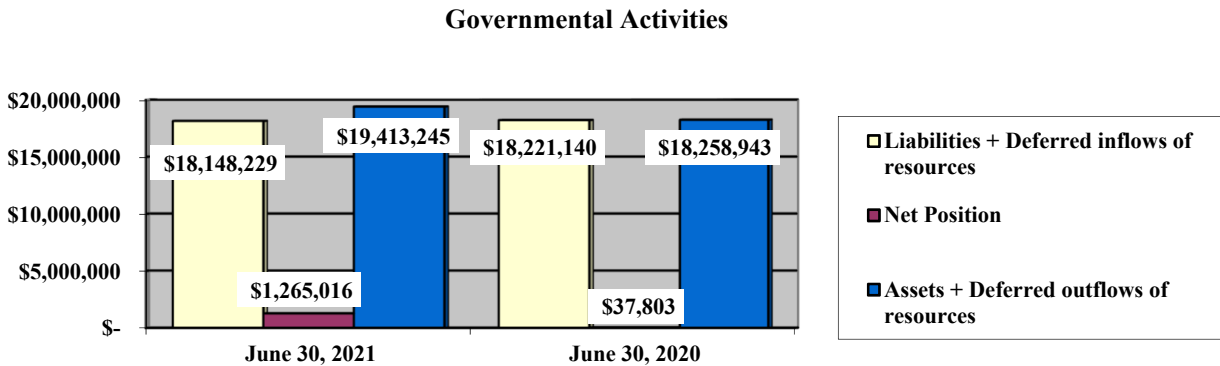
In accordance with GASB 68 and GASB 75, the District's statements prepared on an accrual basis of accounting include an annual pension expense and an annual OPEB expense for their proportionate share of each plan's *change* in net pension liability and net OPEB liability/asset, respectively, not accounted for as deferred inflows/outflows.

Over time, net position can serve as a useful indicator of a District's financial position. At June 30, 2021, the District's assets plus deferred outflows of resources exceeded liabilities plus deferred inflows of resources by \$1,265,016.

At year-end, capital assets represented 42.23% of total assets. Capital assets include land, land improvements, buildings and improvements, furniture, fixtures and equipment and vehicles. Net investment in capital assets at June 30, 2021, was \$3,232,692. These capital assets are used to provide services to the students and are not available for future spending. Although the District's investment in capital assets is reported net of related debt, it should be noted that the resources to repay the debt must be provided from other sources, since capital assets may not be used to liquidate these liabilities.

A portion of the District's net position, \$1,031,641, represents resources that are subject to external restriction on how they may be used. The remaining balance of unrestricted net position is a deficit of \$2,999,317.

The graph below illustrates the governmental activities assets plus deferred outflows of resources, liabilities plus deferred inflows of resources, and net position at June 30, 2021 and June 30, 2020.



THIS SPACE INTENTIONALLY LEFT BLANK

**MONROEVILLE LOCAL SCHOOL DISTRICT
HURON COUNTY, OHIO**

MANAGEMENT'S DISCUSSION AND ANALYSIS
FOR THE FISCAL YEAR ENDED JUNE 30, 2021
(UNAUDITED)

The table below shows the change in net position for fiscal years 2021 and 2020.

	Change in Net Position	
	Governmental	Governmental
	Activities	Activities
	<u>2021</u>	<u>2020</u>
<u>Revenues</u>		
Program revenues:		
Charges for services and sales	\$ 1,189,826	\$ 1,131,517
Operating grants and contributions	1,357,597	1,015,476
Capital grants and contributions	11,123	11,123
General revenues:		
Property taxes	3,171,272	2,856,211
Income taxes	1,411,838	1,355,782
Grants and entitlements	3,150,895	3,095,724
Investment earnings	11,964	81,338
Other	59,400	117,280
Total revenues	<u>10,363,915</u>	<u>9,664,451</u>

-Continued

THIS SPACE INTENTIONALLY LEFT BLANK

**MONROEVILLE LOCAL SCHOOL DISTRICT
HURON COUNTY, OHIO**

MANAGEMENT'S DISCUSSION AND ANALYSIS
FOR THE FISCAL YEAR ENDED JUNE 30, 2021
(UNAUDITED)

Change in Net Position - (Continued)

	Governmental Activities 2021	Governmental Activities 2020
	<u>2021</u>	<u>2020</u>
Program expenses:		
Instruction:		
Regular	3,868,416	3,897,649
Special	1,117,218	1,094,763
Vocational	206,609	208,778
Support services:		
Pupil	320,841	291,842
Instructional staff	491,084	610,394
Board of education	19,344	19,810
Administration	843,510	829,399
Fiscal	443,347	431,534
Business	3,824	10,851
Operations and maintenance	644,707	623,258
Pupil transportation	312,502	382,825
Central	895	2,871
Operations of non-instructional services:		
Food service operations	282,552	254,171
Other non-instructional services	82,530	72,486
Extracurricular activities	358,027	415,980
Interest and fiscal charges	141,296	168,044
Total expenses	<u>9,136,702</u>	<u>9,314,655</u>
Change in net position	1,227,213	349,796
Net position (deficit) at beginning of year	<u>37,803</u>	<u>(311,993)</u>
Net position at end of year	<u>\$ 1,265,016</u>	<u>\$ 37,803</u>

Governmental Activities

Net position of the District's governmental activities increased \$1,227,213. Total governmental expenses of \$9,136,702 were offset by program revenues of \$2,558,546 and general revenues of \$7,805,369. Program revenues supported 28.00% of the total governmental expenses.

The primary sources of revenue for governmental activities are derived from property and income taxes and unrestricted grants and entitlements from the State. These revenue sources account for 74.62% of total governmental revenue. Total revenues increased due in part to higher operating grants and contributions. This was primarily a result of additional Federal grant funding that was available due to the COVID-19 pandemic. Property taxes revenue also increase due to increased collections.

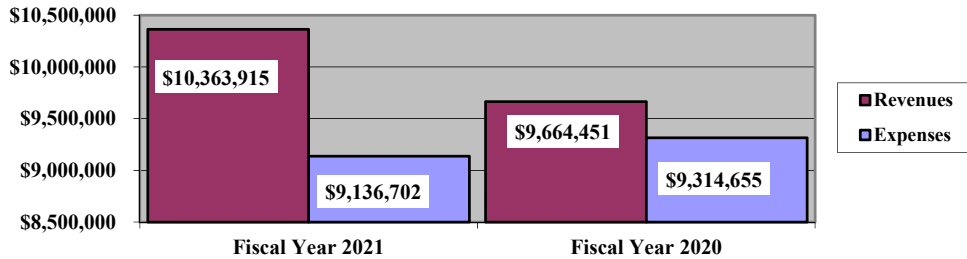
Overall, total expenses were comparable to the prior year. Most of the District's expenses are for instruction programs; instruction expenses amounted to \$5,192,243 or 56.83% of total expenses in fiscal year 2021.

The graph below presents the District's governmental activities revenue and expenses for fiscal year 2021 and 2020.

**MONROEVILLE LOCAL SCHOOL DISTRICT
HURON COUNTY, OHIO**

MANAGEMENT'S DISCUSSION AND ANALYSIS
FOR THE FISCAL YEAR ENDED JUNE 30, 2021
(UNAUDITED)

Governmental Activities - Revenues and Expenses



The statement of activities shows the cost of program services and the charges for services and grants offsetting those services. The following table shows, for governmental activities, the total cost of services and the net cost of services. That is, it identifies the cost of these services supported by tax revenue and unrestricted State grants and entitlements.

Governmental Activities

	Total Cost of Services 2021	Net Cost of Services 2021	Total Cost of Services 2020	Net Cost of Services 2020
Program expenses				
Instruction:				
Regular	\$ 3,868,416	\$ 2,894,722	\$ 3,897,649	\$ 3,050,279
Special	1,117,218	614,470	1,094,763	561,375
Vocational	206,609	179,279	208,778	178,392
Support services:				
Pupil	320,841	155,853	291,842	214,649
Instructional staff	491,084	394,476	610,394	539,179
Board of education	19,344	19,344	19,810	19,810
Administration	843,510	645,872	829,399	799,191
Fiscal	443,347	442,735	431,534	431,534
Business	3,824	3,824	10,851	10,851
Operations and maintenance	644,707	579,453	623,258	620,032
Pupil transportation	312,502	243,227	382,825	353,179
Central	895	(2,704)	2,871	968
Operations of non-instructional services:				
Other non-instructional services	82,530	2,215	72,486	43
Food service operations	282,552	26,941	254,171	(21,044)
Extracurricular activities	358,027	237,153	415,980	230,057
Interest and fiscal charges	141,296	141,296	168,044	168,044
Total expenses	\$ 9,136,702	\$ 6,578,156	\$ 9,314,655	\$ 7,156,539

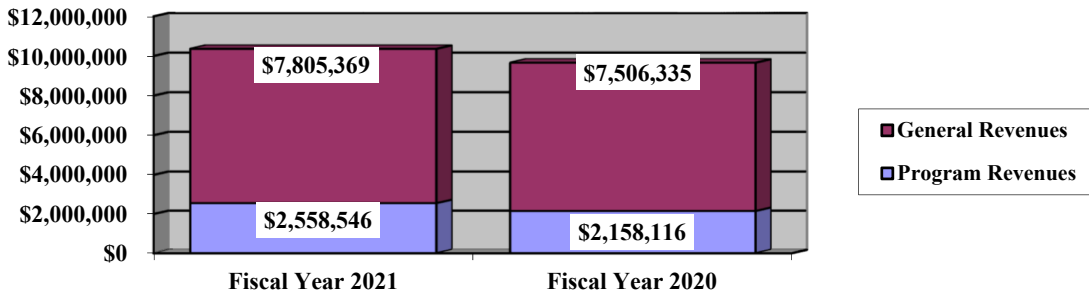
**MONROEVILLE LOCAL SCHOOL DISTRICT
HURON COUNTY, OHIO**

MANAGEMENT'S DISCUSSION AND ANALYSIS
FOR THE FISCAL YEAR ENDED JUNE 30, 2021
(UNAUDITED)

The dependence upon tax and other general revenues for governmental activities is apparent as 71.04% of instruction activities are supported through taxes and other general revenues. For all governmental activities, general revenue support is 72.00%. The District's taxpayers and unrestricted grants and entitlements from the State of Ohio as a whole are by far the primary support for the District's students.

The graph below presents the District's governmental activities revenue for fiscal years 2021 and 2020.

Governmental Activities - General and Program Revenues



The District's Funds

The District's governmental funds reported a combined fund balance of \$6,164,014, which is higher than last year's total of \$4,791,242. The schedule below indicates the fund balance and the total change in fund balance as of June 30, 2021 and 2020.

	<u>Fund Balance June 30, 2021</u>	<u>Fund Balance June 30, 2020</u>	<u>Change</u>	<u>Percentage Change</u>
General fund	\$ 5,130,452	\$ 3,946,261	\$ 1,184,191	30.01 %
Nonmajor governmental funds	1,033,562	844,981	188,581	22.32 %
Total	<u>\$ 6,164,014</u>	<u>\$ 4,791,242</u>	<u>\$ 1,372,772</u>	28.65 %

General Fund

The District's general fund's fund balance increased from the previous year by \$1,184,191.

The table that follows assists in illustrating the financial activities and fund balance of the general fund.

**MONROEVILLE LOCAL SCHOOL DISTRICT
HURON COUNTY, OHIO**

MANAGEMENT'S DISCUSSION AND ANALYSIS
FOR THE FISCAL YEAR ENDED JUNE 30, 2021
(UNAUDITED)

	2021 Amount	2020 Amount	Change	Percentage Change
<u>Revenues</u>				
Taxes	\$ 4,316,321	\$ 3,964,436	\$ 351,885	8.88 %
Tuition and fees	878,216	815,469	62,747	7.69 %
Earnings on investments	11,931	81,305	(69,374)	(85.33) %
Intergovernmental	3,400,723	3,322,887	77,836	2.34 %
Other revenues	251,579	170,458	81,121	47.59 %
Total	<u>\$ 8,858,770</u>	<u>\$ 8,354,555</u>	<u>\$ 504,215</u>	6.04 %
<u>Expenditures</u>				
Instruction	\$ 4,566,489	\$ 4,556,731	\$ 9,758	0.21 %
Support services	2,717,556	2,738,111	(20,555)	(0.75) %
Extracurricular activities	181,946	190,511	(8,565)	(4.50) %
Debt service	190,752	142,950	47,802	33.44 %
Total	<u>\$ 7,656,743</u>	<u>\$ 7,628,303</u>	<u>\$ 28,440</u>	0.37 %

Revenues of the general fund increased from the prior year by 6.04%. This increase can partly be attributed to an \$351,885 increase in property tax revenue from fiscal year 2020 primarily due to an increase in cash-basis tax collections. The increase in other revenues is attributable to an increase in workers compensation refunds and dividends. The only significant decrease was earnings on investments, which fell due to a decline in interest rates on the District's investments.

In total, expenditures of the general fund increased \$28,440 or 0.37%. There were no significant changes in general fund expenditures compared to the prior year.

General Fund Budgeting Highlights

The District's budget is prepared according to Ohio law and is based on accounting for certain transactions on a basis of cash receipts, disbursements and encumbrances. The most significant budgeted fund is the general fund.

For the general fund, original budgeted revenues amounted to \$8,654,360 and final budgeted revenues and other financing sources amounted to \$8,338,254. Actual revenues and other financing sources for fiscal year 2021 were \$8,687,263. This represents a \$349,009 increase from final budgeted revenues.

General fund original appropriations of \$7,719,989 were increase to \$7,876,021 for the final budget. The actual budget basis expenditures for fiscal year 2021 totaled \$7,668,923, which was \$207,098 less than the final budget appropriations.

Capital Assets and Debt Administration

Capital Assets

At the end of fiscal year 2021, the District had \$7,428,459 invested in land, land improvements, buildings and improvements, furniture, fixtures and equipment and vehicles. This entire amount is reported in governmental activities. The following table shows June 30, 2021 balances compared to June 30, 2020:

**MONROEVILLE LOCAL SCHOOL DISTRICT
HURON COUNTY, OHIO**

MANAGEMENT'S DISCUSSION AND ANALYSIS
FOR THE FISCAL YEAR ENDED JUNE 30, 2021
(UNAUDITED)

**Capital Assets at June 30
(Net of Depreciation)**

	Governmental Activities	
	2021	2020
Land	\$ 302,965	\$ 302,965
Land improvements	59,565	65,637
Building and improvements	6,613,867	6,748,189
Furniture, fixtures and equipment	194,481	204,956
Vehicles	257,581	246,261
Total	\$ 7,428,459	\$ 7,568,008

The overall decrease in capital assets of \$139,549 is due to depreciation expense of \$285,386 exceeding capital asset additions of \$145,837.

See Note 9 to the basic financial statements for additional information on the District's capital assets.

Debt Administration

At June 30, 2021, the District had \$3,851,650 in general obligation bonds outstanding, \$96,551 in capital lease obligations, and \$10,743 in lease purchase obligations. Of the outstanding obligations total, \$178,268 is due within one year and \$3,780,676 is due in greater than one year. The following table summarizes the bonds, capital leases, lease purchase obligation outstanding.

Outstanding Debt, at Year End

	Governmental Activities 2021	Governmental Activities 2020
	General obligation bonds	\$ 3,851,650
Capital lease obligations	96,551	134,790
Lease purchase obligation	10,743	21,117
Loan obligations	-	72,676
Total	\$ 3,958,944	\$ 4,202,568

See Note 12 to the basic financial statements for additional information on the District's debt administration.

Current Financial Related Activities

The District relies on property taxes, income tax, entitlements and grants. With the passage of the 1.5 percent Earned Income Tax (fiscal year 2013 \$1.1 million) in November 2009, the tax revenue is split between income, real estate, and farming. The District is mainly rural and has a very small industrial base; however, with the loss of tangible personal property, the small amount derived from industry will be gone.

**MONROEVILLE LOCAL SCHOOL DISTRICT
HURON COUNTY, OHIO**

**MANAGEMENT'S DISCUSSION AND ANALYSIS
FOR THE FISCAL YEAR ENDED JUNE 30, 2021
(UNAUDITED)**

This District passed a 10-year Emergency Operating Levy on May 5, 2015. This amounts to an annual tax collection of \$443,000, which is equivalent to 4.95 mils of property tax. Tax collections began January 1, 2015 and were payable starting in calendar year 2016.

The facilities were overcrowded and have been updated significantly to meet the enrollment needs and additional course offerings necessary to be academically proficient. On November 6, 2012, the voters approved a 2.6 mill bond issue (\$4,195,000) to build a new PK-3 building on our existing site, connected to current buildings with a hallway. This new addition along with expansion of our cafeteria and the addition of an elevator in the high school was completed in fiscal year 2015. Existing modular classrooms have been removed when the new building opened. This bond has been refinanced to save the taxpayers 14.66 percent, which is equivalent to \$762,828 over the life of the bond.

A permanent improvement renewal levy was passed on the November 3, 2020 ballot. The renewal levy will continue to generate approximately \$80,000 each year. An emergency operating renewal levy is on the November 2, 2021 ballot for the second time. If passed this renewal levy will continue to generate approximately \$300,000 annually.

Labor negotiations were settled and resulted in wage increases for all staff. Wages will increase 2% for 2021-2022, 2% for 2022-2023; and 2% for 2023-2024.

Contacting the District's Financial Management

This financial report is designed to provide our citizens, taxpayers, and investors and creditors with a general overview of the District's finances and to show the District's accountability for the money it receives. If you have questions about this report or need additional financial information contact Mrs. Stephanie L. Hanna, Treasurer, Monroeville Local School District, 101 West Street, Monroeville, Ohio 44847.

**MONROEVILLE LOCAL SCHOOL DISTRICT
HURON COUNTY, OHIO**

STATEMENT OF NET POSITION
JUNE 30, 2021

	Governmental Activities
Assets:	
Equity in pooled cash and cash equivalents	\$ 6,073,870
Investments	5,135
Receivables:	
Property taxes	3,024,864
Income taxes	483,838
Accounts	6,206
Accrued interest	702
Intergovernmental	64,045
Prepayments	14,169
Materials and supplies inventory	1,254
Inventory held for resale	8,577
Net OPEB asset	478,096
Capital assets:	
Nondepreciable capital assets	302,965
Depreciable capital assets, net	7,125,494
Capital assets, net	7,428,459
Total assets	17,589,215
Deferred outflows of resources:	
Unamortized deferred charges on debt refunding	131,325
Pension	1,465,276
OPEB	227,429
Total deferred outflows of resources	1,824,030
Liabilities:	
Accounts payable	41,125
Accrued wages and benefits payable	608,404
Intergovernmental payable	58,634
Pension obligation payable	120,090
Accrued interest payable	18,390
Long-term liabilities:	
Due within one year	238,735
Due in more than one year:	
Net pension liability	8,345,705
Net OPEB liability	602,829
Other amounts due in more than one year	4,442,417
Total liabilities	14,476,329
Deferred inflows of resources:	
Property taxes levied for the next fiscal year	2,507,817
Pension	233,782
OPEB	930,301
Total deferred inflows of resources	3,671,900
Net position:	
Net investment in capital assets	3,232,692
Restricted for:	
Capital projects	196,736
Permanent fund - expendable	136
Permanent fund - nonexpendable	5,000
Debt service	372,398
State funded programs	211,780
Federally funded programs	53,433
Food service operations	13,053
Extracurricular activities	91,537
Other purposes	87,568
Unrestricted (deficit)	(2,999,317)
Total net position	\$ 1,265,016

SEE ACCOMPANYING NOTES TO THE BASIC FINANCIAL STATEMENTS

**MONROEVILLE LOCAL SCHOOL DISTRICT
HURON COUNTY, OHIO**

STATEMENT OF ACTIVITIES
FOR THE FISCAL YEAR ENDED JUNE 30, 2021

	<u>Expenses</u>	<u>Program Revenues</u>			<u>Net (Expense)</u>
		<u>Charges for</u>	<u>Operating Grants</u>	<u>Capital Grants</u>	<u>Revenue and</u>
		<u>Services and Sales</u>	<u>and Contributions</u>	<u>and Contributions</u>	<u>Changes in</u>
					<u>Net Position</u>
					<u>Governmental</u>
					<u>Activities</u>
Governmental activities:					
Instruction:					
Regular	\$ 3,868,416	\$ 868,982	\$ 104,712	\$ -	\$ (2,894,722)
Special	1,117,218	9,234	493,514	-	(614,470)
Vocational	206,609	-	27,330	-	(179,279)
Support services:					
Pupil	320,841	-	164,988	-	(155,853)
Instructional staff	491,084	-	96,608	-	(394,476)
Board of education	19,344	-	-	-	(19,344)
Administration	843,510	192,179	5,459	-	(645,872)
Fiscal	443,347	-	612	-	(442,735)
Business	3,824	-	-	-	(3,824)
Operations and maintenance	644,707	-	65,254	-	(579,453)
Pupil transportation	312,502	-	69,275	-	(243,227)
Central	895	-	3,599	-	2,704
Operation of non-instructional services:					
Food service operations	282,552	29,200	226,411	-	(26,941)
Other non-instructional services	82,530	-	80,315	-	(2,215)
Extracurricular activities	358,027	90,231	19,520	11,123	(237,153)
Interest and fiscal charges	141,296	-	-	-	(141,296)
Totals	<u>\$ 9,136,702</u>	<u>\$ 1,189,826</u>	<u>\$ 1,357,597</u>	<u>\$ 11,123</u>	<u>(6,578,156)</u>

General revenues:

Property taxes levied for:	
General purposes	2,890,256
Debt service	195,420
Capital outlay	85,596
Income taxes levied for:	
General purposes	1,411,838
Grants and entitlements not restricted to specific programs	
	3,150,895
Investment earnings	11,964
Miscellaneous	59,400
Total general revenues	<u>7,805,369</u>
Change in net position	1,227,213
Net position at beginning of year	<u>37,803</u>
Net position at end of year	<u>\$ 1,265,016</u>

SEE ACCOMPANYING NOTES TO THE BASIC FINANCIAL STATEMENTS

**MONROEVILLE LOCAL SCHOOL DISTRICT
HURON COUNTY, OHIO**

BALANCE SHEET
GOVERNMENTAL FUNDS
JUNE 30, 2021

	General	Nonmajor Governmental Funds	Total Governmental Funds
Assets:			
Equity in pooled cash and cash equivalents	\$ 5,058,470	\$ 1,011,704	\$ 6,070,174
Investments	-	5,135	5,135
Receivables:			
Property taxes	2,756,116	268,748	3,024,864
Income taxes	483,838	-	483,838
Accounts	814	5,392	6,206
Accrued interest	701	1	702
Interfund loans	-	20,000	20,000
Intergovernmental	-	64,045	64,045
Prepayments	11,501	2,668	14,169
Materials and supplies inventory	-	1,254	1,254
Inventory held for resale	-	8,577	8,577
Due from other funds	499	-	499
Restricted assets:			
Equity in pooled cash and cash equivalents	3,696	-	3,696
Total assets	\$ 8,315,635	\$ 1,387,524	\$ 9,703,159
Liabilities:			
Accounts payable	\$ 9,739	\$ 31,386	\$ 41,125
Accrued wages and benefits payable	549,517	58,887	608,404
Compensated absences payable	30,798	-	30,798
Intergovernmental payable	57,864	770	58,634
Pension obligation payable	111,530	8,560	120,090
Interfund loans payable	-	20,000	20,000
Due to other funds	-	499	499
Total liabilities	759,448	120,102	879,550
Deferred inflows of resources:			
Property taxes levied for the next fiscal year	2,284,890	222,927	2,507,817
Delinquent property tax revenue not available	35,516	3,519	39,035
Income tax revenue not available	105,329	-	105,329
Intergovernmental revenue not available	-	7,414	7,414
Total deferred inflows of resources	2,425,735	233,860	2,659,595
Fund balances:			
Nonspendable:			
Materials and supplies inventory	-	1,254	1,254
Prepays	11,501	2,668	14,169
Permanent fund	-	5,000	5,000
Unclaimed monies	3,094	-	3,094
Restricted:			
Debt service	-	380,647	380,647
Capital improvements	-	195,690	195,690
Food service operations	-	31,932	31,932
Non-public schools	-	4,528	4,528
State funded programs	-	209,677	209,677
Federally funded programs	-	46,019	46,019
Extracurricular activities	-	91,537	91,537
School bus purchases	3,696	-	3,696
Other purposes	-	84,610	84,610
Assigned:			
Student instruction	16,176	-	16,176
Student and staff support	106,457	-	106,457
Unassigned (deficit)	4,989,528	(20,000)	4,969,528
Total fund balances	5,130,452	1,033,562	6,164,014
Total liabilities, deferred inflows and fund balances	\$ 8,315,635	\$ 1,387,524	\$ 9,703,159

SEE ACCOMPANYING NOTES TO THE BASIC FINANCIAL STATEMENTS

**MONROEVILLE LOCAL SCHOOL DISTRICT
HURON COUNTY, OHIO**

RECONCILIATION OF TOTAL GOVERNMENTAL FUND BALANCES TO
NET POSITION OF GOVERNMENTAL ACTIVITIES
JUNE 30, 2021

Total governmental fund balances		\$	6,164,014
<i>Amounts reported for governmental activities on the statement of net position are different because:</i>			
Capital assets used in governmental activities are not financial resources and therefore are not reported in the funds.			7,428,459
Other long-term assets are not available to pay for current-period expenditures and therefore are deferred inflows in the funds.			
Property taxes receivable	\$	39,035	
Income taxes receivable		105,329	
Intergovernmental receivable		7,414	
Total			151,778
Unamortized premiums on bonds issued are not recognized in the funds.			(394,009)
Unamortized amounts on refundings are not recognized in the funds.			131,325
Accrued interest payable is not due and payable in the current period and therefore is not reported in the funds.			(18,390)
The net pension/OPEB assets and liabilities are not due and payable in the current period; therefore, the assets, liabilities and related deferred inflows/outflows are not reported in governmental funds.			
Deferred outflows - pension		1,465,276	
Deferred inflows - pension		(233,782)	
Net pension liability		(8,345,705)	
Deferred outflows - OPEB		227,429	
Deferred inflows - OPEB		(930,301)	
Net OPEB asset		478,096	
Net OPEB liability		(602,829)	
Total			(7,941,816)
Long-term liabilities, including bonds payable, are not due and payable in the current period and therefore are not reported in the funds.			
General obligation bonds		(3,851,650)	
Capital lease obligations		(96,551)	
Lease purchase obligations		(10,743)	
Compensated absences		(297,401)	
Total			(4,256,345)
Net position of governmental activities		\$	1,265,016

SEE ACCOMPANYING NOTES TO THE BASIC FINANCIAL STATEMENTS

**MONROEVILLE LOCAL SCHOOL DISTRICT
HURON COUNTY, OHIO**

STATEMENT OF REVENUES, EXPENDITURES AND CHANGES IN FUND BALANCES
GOVERNMENTAL FUNDS
FOR THE FISCAL YEAR ENDED JUNE 30, 2021

	General	Nonmajor Governmental Funds	Total Governmental Funds
Revenues:			
Property taxes	\$ 2,895,799	\$ 281,547	\$ 3,177,346
Income taxes	1,420,522	-	1,420,522
Intergovernmental	3,400,723	1,084,170	4,484,893
Investment earnings	11,931	58	11,989
Tuition and fees	878,216	-	878,216
Extracurricular	192,179	90,231	282,410
Charges for services	-	29,200	29,200
Contributions and donations	-	13,686	13,686
Miscellaneous	59,400	25,359	84,759
Total revenues	<u>8,858,770</u>	<u>1,524,251</u>	<u>10,383,021</u>
Expenditures:			
Current:			
Instruction:			
Regular	3,559,290	66,201	3,625,491
Special	812,055	283,335	1,095,390
Vocational	195,144	-	195,144
Support services:			
Pupil	240,942	68,608	309,550
Instructional staff	415,785	65,563	481,348
Board of education	18,817	-	18,817
Administration	811,340	4,946	816,286
Fiscal	421,418	6,725	428,143
Business	3,667	-	3,667
Operations and maintenance	494,184	62,835	557,019
Pupil transportation	311,163	36,338	347,501
Central	240	655	895
Operation of non-instructional services:			
Food service operations	-	277,343	277,343
Other non-instructional services	-	88,221	88,221
Extracurricular activities	181,946	106,683	288,629
Facilities acquisition and construction	-	71,130	71,130
Debt service:			
Principal retirement	163,250	80,374	243,624
Interest and fiscal charges	27,502	134,549	162,051
Total expenditures	<u>7,656,743</u>	<u>1,353,506</u>	<u>9,010,249</u>
Excess of revenues over expenditures	<u>1,202,027</u>	<u>170,745</u>	<u>1,372,772</u>
Other financing sources (uses):			
Transfers in	1,164	19,000	20,164
Transfers (out)	(19,000)	(1,164)	(20,164)
Total other financing sources (uses)	<u>(17,836)</u>	<u>17,836</u>	<u>-</u>
Net change in fund balances	1,184,191	188,581	1,372,772
Fund balances at beginning of year	<u>3,946,261</u>	<u>844,981</u>	<u>4,791,242</u>
Fund balances at end of year	<u>\$ 5,130,452</u>	<u>\$ 1,033,562</u>	<u>\$ 6,164,014</u>

SEE ACCOMPANYING NOTES TO THE BASIC FINANCIAL STATEMENTS

**MONROEVILLE LOCAL SCHOOL DISTRICT
HURON COUNTY, OHIO**

RECONCILIATION OF THE STATEMENT OF REVENUES, EXPENDITURES
AND CHANGES IN FUND BALANCES OF GOVERNMENTAL FUNDS
TO THE STATEMENT OF ACTIVITIES
FOR THE FISCAL YEAR ENDED JUNE 30, 2021

Net change in fund balances - total governmental funds	\$	1,372,772
<i>Amounts reported for governmental activities in the statement of activities are different because:</i>		
Governmental funds report capital outlays as expenditures. However, in the statement of activities, the cost of those assets is allocated over their estimated useful lives as depreciation expense.		
Capital asset additions	\$ 145,837	
Current year depreciation	(285,386)	
Total		(139,549)
Revenues in the statement of activities that do not provide current financial resources are not reported as revenues in the funds.		
Property taxes	(6,074)	
Income taxes	(8,684)	
Intergovernmental	(4,348)	
Total		(19,106)
Repayment of debt principal is an expenditure in the governmental funds, but the repayment reduces long-term liabilities on the statement of net position.		
		243,624
In the statement of activities, interest is accrued on outstanding bonds, whereas in governmental funds, an interest expenditure is reported when due. The following items resulted in additional interest being reported in the statement of activities:		
Decrease in accrued interest payable	10,420	
Amortization of bond premiums	15,502	
Amortization of deferred charges	(5,167)	
Total		20,755
Contractually required contributions are reported as expenditures in governmental funds; however, the statement of net position reports these amounts as deferred outflows.		
Pension	599,755	
OPEB	16,624	
Total		616,379
Except for amounts reported as deferred inflows/outflows, changes in the net pension/OPEB liability/asset are reported as pension/OPEB expense in the statement of activities.		
Pension	(919,682)	
OPEB	37,537	
Total		(882,145)
Some expenses reported in the statement of activities, such as compensated absences, do not require the use of current financial resources and therefore are not reported as expenditures in governmental funds.		
Decrease in compensated absences		14,483
Change in net position of governmental activities	\$	1,227,213

SEE ACCOMPANYING NOTES TO THE BASIC FINANCIAL STATEMENTS

**MONROEVILLE LOCAL SCHOOL DISTRICT
HURON COUNTY, OHIO**

STATEMENT OF REVENUES, EXPENDITURES AND CHANGES IN
FUND BALANCE - BUDGET AND ACTUAL (NON-GAAP BUDGETARY BASIS)
GENERAL FUND
FOR THE FISCAL YEAR ENDED JUNE 30, 2021

	<u>Budgeted Amounts</u>			Variance with Final Budget Positive (Negative)
	<u>Original</u>	<u>Final</u>	<u>Actual</u>	
Revenues:				
Property taxes	\$ 3,113,731	\$ 2,684,146	\$ 2,796,495	\$ 112,349
Income taxes	1,037,910	1,315,171	1,370,219	55,048
Intergovernmental	3,487,984	3,264,100	3,400,723	136,623
Investment earnings	84,416	12,937	13,479	542
Tuition and fees	861,792	843,580	878,889	35,309
Miscellaneous	68,527	216,679	225,748	9,069
Total revenues	<u>8,654,360</u>	<u>8,336,613</u>	<u>8,685,553</u>	<u>348,940</u>
Expenditures:				
Current:				
Instruction:				
Regular	3,322,182	3,684,681	3,566,003	118,678
Special	756,289	834,746	833,074	1,672
Vocational	188,368	191,148	185,662	5,486
Support services:				
Pupil	223,483	236,949	232,240	4,709
Instructional staff	477,379	517,347	509,852	7,495
Board of education	19,072	18,790	18,734	56
Administration	779,896	786,325	779,794	6,531
Fiscal	827,364	424,967	422,829	2,138
Business	91	211	210	1
Operations and maintenance	525,515	538,233	504,776	33,457
Pupil transportation	311,853	360,955	338,674	22,281
Central	380	380	240	140
Extracurricular activities	189,804	186,493	182,227	4,266
Debt service:				
Principal	71,335	71,335	71,335	-
Interest and fiscal charges	26,790	23,273	23,273	-
Total expenditures	<u>7,719,801</u>	<u>7,875,833</u>	<u>7,668,923</u>	<u>206,910</u>
Excess of revenues over expenditures:	<u>934,559</u>	<u>460,780</u>	<u>1,016,630</u>	<u>555,850</u>
Other financing sources (uses):				
Refund of prior year's expenditures	-	1,641	1,710	69
Transfers (out)	(188)	(188)	-	188
Total other financing sources (uses)	<u>(188)</u>	<u>1,453</u>	<u>1,710</u>	<u>257</u>
Net change in fund balance	934,371	462,233	1,018,340	556,107
Fund balance at beginning of year	3,861,762	3,861,762	3,861,762	-
Prior year encumbrances appropriated	56,885	56,885	56,885	-
Fund balance at end of year	<u>\$ 4,853,018</u>	<u>\$ 4,380,880</u>	<u>\$ 4,936,987</u>	<u>\$ 556,107</u>

SEE ACCOMPANYING NOTES TO THE BASIC FINANCIAL STATEMENTS

MONROEVILLE LOCAL SCHOOL DISTRICT
HURON COUNTY, OHIO

STATEMENT OF FIDUCIARY NET POSITION
FIDUCIARY FUNDS
JUNE 30, 2021

	<u>Custodial</u>
Assets:	
Equity in pooled cash and cash equivalents	\$ 44,728
Investments	46,357
Receivables:	
Accrued interest	<u>1</u>
Total assets	<u>91,086</u>
Net position:	
Restricted for individuals, organizations and other governments	<u>\$ 91,086</u>

SEE ACCOMPANYING NOTES TO THE BASIC FINANCIAL STATEMENTS

**MONROEVILLE LOCAL SCHOOL DISTRICT
HURON COUNTY, OHIO**

STATEMENT OF CHANGES IN FIDUCIARY NET POSITION
FIDUCIARY FUNDS
FOR THE FISCAL YEAR ENDED JUNE 30, 2021

	<u>Custodial</u>
Additions:	
Other custodial fund collections	\$ 26,004
Deductions:	
Other custodial fund disbursements	<u>34,812</u>
Change in net position	(8,808)
Net position at beginning of year	<u>99,894</u>
Net position at end of year	<u><u>\$ 91,086</u></u>

SEE ACCOMPANYING NOTES TO THE BASIC FINANCIAL STATEMENTS

**MONROEVILLE LOCAL SCHOOL DISTRICT
HURON COUNTY, OHIO**

NOTES TO THE BASIC FINANCIAL STATEMENTS
FOR THE FISCAL YEAR ENDED JUNE 30, 2021

NOTE 1 - DESCRIPTION OF THE DISTRICT AND REPORTING ENTITY

The Monroeville Local School District (the District) is located in Huron County and encompasses the Village of Monroeville and portions of surrounding townships in Huron and Erie Counties.

The District was established through the consolidation of existing land areas and school districts and is organized under Sections 2 and 3, Article VI of the Constitution of the State of Ohio. Under such laws there is no authority for a school district to have a charter or adopt local laws. The legislative power of the District is vested in the Board of Education, consisting of five members elected at large for staggered four-year terms.

The District currently operates one elementary school and one comprehensive high school. The District employs 27 non-certified and 54 certified employees to provide services to 522 students in grades K through 12 and various community groups.

NOTE 2 - SUMMARY OF SIGNIFICANT ACCOUNTING POLICIES

The basic financial statements of the District have been prepared in conformity with accounting principles generally accepted in the United States of America (GAAP) as applied to governmental units. The Governmental Accounting Standards Board (GASB) is the accepted standard-setting body for establishing governmental accounting and financial reporting principles. The District's significant accounting policies are described below.

A. Reporting Entity

The reporting entity has been defined in accordance with GASB Statement No. 14, "The Financial Reporting Entity" as amended by GASB Statement No. 39, "Determining Whether Certain Organizations Are Component Units" and GASB Statement No. 61, "The Financial Reporting Entity: Omnibus an amendment of GASB Statements No. 14 and No. 34". The reporting entity is composed of the primary government and component units. The primary government consists of all funds, departments, boards and agencies that are not legally separate from the District. For the District, this includes general operations, food service, and student related activities of the District.

Component units are legally separate organizations for which the District is financially accountable. The District is financially accountable for an organization if the District appoints a voting majority of the organization's Governing Board and (1) the District is able to significantly influence the programs or services performed or provided by the organization; or (2) the District is legally entitled to or can otherwise access the organization's resources; or (3) the District is legally obligated or has otherwise assumed the responsibility to finance the deficits of, or provide financial support to, the organization; or (4) the District is obligated for the debt of the organization. Component units may also include organizations that are fiscally dependent on the District in that the District approves the budget, the issuance of debt or the levying of taxes. Certain organizations are also included as component units if the nature and significance of the relationship between the primary government and the organization is such that exclusion by the primary government would render the primary government's financial statements incomplete or misleading. Based upon the application of these criteria, the District has no component units. The basic financial statements of the reporting entity include only those of the District (the primary government).

**MONROEVILLE LOCAL SCHOOL DISTRICT
HURON COUNTY, OHIO**

NOTES TO THE BASIC FINANCIAL STATEMENTS
FOR THE FISCAL YEAR ENDED JUNE 30, 2021

NOTE 2 - SUMMARY OF SIGNIFICANT ACCOUNTING POLICIES - (Continued)

The following organizations are described due to their relationship to the District:

JOINTLY GOVERNED ORGANIZATIONS

Bay Area Council of Governments (the BACG)

The BACG is a jointly governed organization. Members of the BACG consist of various representing 7 counties (Ottawa, Sandusky, Seneca, Erie, Huron, Wood and Crawford). The BACG was formed for the purpose of purchasing goods and services at a lower cost. The items currently being purchased through the council of governments are natural gas and insurance. The only cost to the District is an administrative charge if they participate in purchasing through the BACG. During fiscal year 2021, the District paid \$15,274 to the BACG. The BACG consists of the superintendent of each school district. The Board of Directors of the BACG consist of 1 elected representative of each county, the superintendent of the fiscal agent and 2 nonvoting members (administrator and fiscal agent). Members of the Board serve two-year terms, which are staggered. Financial information can be obtained by contacting the North Point Educational Service Center, who serves as fiscal agent, at 4918 Milan Road, Sandusky, Ohio 44870.

EHOVE Career Center (the Center)

The Center is a separate body politic and corporate, established by the Ohio Revised Code (ORC) to provide vocational and special education needs of the students. The Center accepts non-tuition students from the District as a member school; however, it is considered a separate political subdivision and is not considered to be part of the District.

Northern Ohio Educational Computer Association (NOECA)

NOECA is a jointly governed organization among various school districts. NOECA was formed for the purpose of applying modern technology (with the aid of computers and other electronic equipment) to the administrative and instructional functions of member districts. Each of the governments of these schools supports NOECA based upon a per pupil charge dependent upon the software package utilized. During fiscal year 2021, the District paid \$25,439 to NOECA. NOECA is governed by a Board of Directors consisting of superintendents of the member school districts. The degree of control exercised by any participating school district is limited to its representation on the Board. Financial information can be obtained by contacting the North Point Educational Service Center, who serves as fiscal agent, at 4918 Milan Road, Sandusky, Ohio 44870.

RELATED ORGANIZATION

Monroeville Public Library (the Library)

The District appoints the trustees of the library and approves its budget to comply with State code requirements but is not involved in budgeting or management of the library and does not subsidize and finance the operation of the library.

PUBLIC ENTITY RISK POOLS

Ohio School Boards Association Workers' Compensation Group Rating Plan

The District participates in a group rating plan for workers' compensation as established under Section 4123.29 of the Ohio Revised Code. The Ohio School Boards Association Workers' Compensation Group Rating Plan (GRP) was established through the Ohio School Boards Association (OSBA) as a public entity risk pool.

**MONROEVILLE LOCAL SCHOOL DISTRICT
HURON COUNTY, OHIO**

NOTES TO THE BASIC FINANCIAL STATEMENTS
FOR THE FISCAL YEAR ENDED JUNE 30, 2021

NOTE 2 - SUMMARY OF SIGNIFICANT ACCOUNTING POLICIES - (Continued)

Huron-Erie School Employees Insurance Association

The Huron-Erie School Employees Insurance Association (the Association) is a public entity risk pool. The Association assembly consists of a superintendent or designated representative from each participating district and the program administrator. The Association is governed by a board of directors chosen from the general membership. The degree of control exercised by any participating district is limited to its representation on the Board. Financial information can be obtained by writing to the North Point Educational Service Center, who serves as the Association's fiscal agent, at 4918 Milan Road, Sandusky, Ohio 44870.

Ohio School Plan

The District participates in the Ohio School Plan (the Plan), an insurance purchasing pool established under Section 2744.081 of the ORC. The Plan is an unincorporated association of its members which enables the participants to provide for a formalized joint insurance purchasing program for maintaining adequate insurance protection and provides risk management programs and other administrative services. The Plan's business and affairs are conducted by a fifteen-member board consisting of superintendents, treasurers, the president of Harcum-Schuett Insurance Agency, Inc., and a member of Hyland Group, Inc. Hylant Group, Inc. is the Plan's administrator and is responsible for processing claims. Harcum-Schuett Insurance Agency serves as the sales and marketing representative which establishes agreements between the Plan and its members. Financial information can be obtained from Hylant Administrative Services, LLC, 811 Madison Avenue, Toledo, Ohio 43624.

B. Fund Accounting

The District uses funds to maintain its financial records during the year. A fund is defined as a fiscal and accounting entity with a self balancing set of accounts. There are three categories of funds: governmental, proprietary and fiduciary. The District does not have any proprietary funds.

GOVERNMENTAL FUNDS

Governmental funds are those through which most governmental functions typically are financed. Governmental fund reporting focuses on the sources, uses and balances of current financial resources. Expendable assets are assigned to the various governmental funds according to the purposes for which they may or must be used. Current liabilities are assigned to the fund from which they will be paid. The difference between governmental fund assets plus deferred outflows of resources and liabilities plus deferred inflows of resources is reported as fund balance. The following is the District's only major governmental fund:

General Fund - The general fund is used to account for and report all financial resources except those required to be accounted for in another fund. The General Fund balance is available for any purpose provided it is expended or transferred according to the general laws of Ohio.

Other governmental funds of the District are used to account for (a) financial resources that are restricted, committed, or assigned to expenditures for capital outlays including the acquisition or construction of capital facilities and other capital assets, (b) specific revenue sources that are restricted or committed to an expenditure for specified purposes other than debt service or capital projects, and (c) financial resources that are restricted, committed, or assigned to expenditure for principal and interest.

THIS SPACE INTENTIONALLY LEFT BLANK

**MONROEVILLE LOCAL SCHOOL DISTRICT
HURON COUNTY, OHIO**

NOTES TO THE BASIC FINANCIAL STATEMENTS
FOR THE FISCAL YEAR ENDED JUNE 30, 2021

NOTE 2 - SUMMARY OF SIGNIFICANT ACCOUNTING POLICIES - (Continued)

FIDUCIARY FUNDS

Fiduciary fund reporting focuses on net position and changes in net position. The fiduciary fund category is split into four classifications: pension trust funds, investment trust funds, private-purpose trust funds and custodial funds. Trust funds are used to account for assets held by the District under a trust agreement for individuals, private organizations, or other governments and are therefore not available to support the District's own programs. The District has no trust funds. Custodial funds account for monies held on behalf of others that do not meet the definition of a trust fund. The District's custodial funds account for scholarship programs for students. The District has no administrative involvement in selecting the recipients of the scholarships.

C. Basis of Presentation and Measurement Focus

Government-Wide Financial Statements - The statement of net position and the statement of activities display information about the District as a whole. These statements include the financial activities of the primary government, except for fiduciary funds.

The government-wide statement of activities presents a comparison between direct expenses and program revenues for each function or program of the governmental activities of the District. Direct expenses are those that are specifically associated with a service, program or department and therefore clearly identifiable to a particular function. Program revenues include amounts paid by the recipient of goods or services offered by the program and grants and contributions that are restricted to meeting the operational or capital requirements of a particular program. Revenues not classified as program revenues are presented as general revenues of the District.

The government-wide financial statements are prepared using the economic resources measurement focus. All assets, deferred outflows of resources, liabilities and deferred inflows of resources associated with the operation of the District are included on the statement of net position.

Fund Financial Statements - Fund financial statements report detailed information about the District. The focus of governmental fund financial statements is on major funds rather than reporting funds by type. Each major fund is presented in a separate column, and all nonmajor funds are aggregated into one column. Fiduciary funds are reported by fund type.

All governmental funds are accounted for using a flow of current financial resources measurement focus. With this measurement focus, only current assets, current deferred outflows of resources, current liabilities and current deferred inflows of resources generally are included on the balance sheet. The statement of revenues, expenditures and changes in fund balances reports on the sources (i.e., revenues and other financing sources) and uses (i.e., expenditures and other financing uses) of current financial resources. This approach differs from the manner in which the governmental activities of the government-wide financial statements are prepared. Governmental fund financial statements therefore include a reconciliation with brief explanations to better identify the relationship between the government-wide statements and the statements for governmental funds.

The custodial funds are reported using the economic resources measurement focus. All assets and liabilities associated with the operation of fiduciary funds are included on the statement of net fiduciary position. Fiduciary funds present a statement of changes in fiduciary net position which reports additions to and deductions from private purpose and custodial funds. In fiduciary funds, a liability to the beneficiaries of fiduciary activity is recognized when an event has occurred that compels the government to disburse fiduciary resources. Fiduciary fund liabilities other than those to beneficiaries are recognized using the economic resources measurement focus.

**MONROEVILLE LOCAL SCHOOL DISTRICT
HURON COUNTY, OHIO**

NOTES TO THE BASIC FINANCIAL STATEMENTS
FOR THE FISCAL YEAR ENDED JUNE 30, 2021

NOTE 2 - SUMMARY OF SIGNIFICANT ACCOUNTING POLICIES - (Continued)

D. Basis of Accounting

Basis of accounting determines when transactions are recorded in the financial records and reported on the financial statements. Government-wide financial statements are prepared using the accrual basis of accounting. Governmental funds use the modified accrual basis of accounting. Fiduciary funds also use the accrual basis of accounting. Differences in the accrual and modified accrual basis of accounting arise in the recognition of revenue, the recording of deferred inflows and deferred outflows of resources, and in the presentation of expenses versus expenditures.

Revenues - Exchange and Non-exchange Transactions - Revenue resulting from exchange transactions, in which each party gives and receives essentially equal value, is recorded on the accrual basis when the exchange takes place. On a modified accrual basis, revenue is recorded in the fiscal year in which the resources are measurable and become available. Available means that the resources will be collected within the current fiscal year or are expected to be collected soon enough thereafter to be used to pay liabilities of the current fiscal year. For the District, available means expected to be received within sixty days of fiscal year-end.

Nonexchange transactions, in which the District receives value without directly giving equal value in return, include property taxes, income taxes, grants, entitlements and donations. On an accrual basis, revenue from property taxes is recognized in the fiscal year for which the taxes are levied (See Note 6).

Revenue from income taxes is recognized in the fiscal year in which the underlying exchange transaction occurred (See Note 7).

Revenue from grants, entitlements and donations is recognized in the fiscal year in which all eligibility requirements have been satisfied. Eligibility requirements include timing requirements, which specify the year when the resources are required to be used or the fiscal year when use is first permitted, matching requirements, in which the District must provide local resources to be used for a specified purpose, and expenditure requirements, in which the resources are provided to the District on a reimbursement basis. On a modified accrual basis, revenue from nonexchange transactions must also be available before it can be recognized.

Under the modified accrual basis, the following revenue sources are considered to be both measurable and available at fiscal year-end: property taxes available as an advance, income taxes, interest, tuition, grants, student fees and rentals.

Deferred Outflows of Resources and Deferred Inflows of Resources - In addition to assets, the government-wide statement of net position will report a separate section for deferred outflows of resources. Deferred outflows of resources represent a consumption of net position that applies to a future period and will not be recognized as an outflow of resources (expense/expenditure) until then. For the District, see Notes 15 and 16 for deferred outflows of resources related the District's net pension liability and net OPEB liability/asset, respectively. In addition, deferred outflows of resources include a deferred charge on debt refunding. A deferred charge on refunding results from the difference in the carrying value of refunded debt and its reacquisition price. This amount is deferred and amortized over the shorter of the life of the refunded or refunding debt.

THIS SPACE INTENTIONALLY LEFT BLANK

**MONROEVILLE LOCAL SCHOOL DISTRICT
HURON COUNTY, OHIO**

NOTES TO THE BASIC FINANCIAL STATEMENTS
FOR THE FISCAL YEAR ENDED JUNE 30, 2021

NOTE 2 - SUMMARY OF SIGNIFICANT ACCOUNTING POLICIES - (Continued)

In addition to liabilities, both the government-wide statement of net position and the governmental fund financial statements report a separate section for deferred inflows of resources. Deferred inflows of resources represent an acquisition of net position that applies to a future period and will not be recognized as an inflow of resources (revenue) until that time. For the District, deferred inflows of resources include property taxes and unavailable revenue. Property taxes represent amounts for which there is an enforceable legal claim as of June 30, 2021, but which were levied to finance fiscal year 2022 operations. These amounts have been recorded as a deferred inflow of resources on both the government-wide statement of net position and the governmental fund financial statements. Unavailable revenue is reported only on the governmental funds balance sheet and represents receivables which will not be collected within the available period. For the District unavailable revenue includes, but is not limited to, delinquent property taxes, income taxes, and intergovernmental grants. These amounts are deferred and recognized as an inflow of resources in the period the amounts become available.

For the District, see Notes 15 and 16 for deferred inflows of resources related to the District's net pension liability and net OPEB liability/asset, respectively. This deferred inflow of resources is only reported on the government-wide statement of net position.

Expenses/Expenditures - On the accrual basis of accounting, expenses are recognized at the time they are incurred. The entitlement value of donated commodities used during the year is reported in the statement of revenues, expenditures and changes in fund balances as an expenditure with a like amount reported as intergovernmental revenue.

The measurement focus of governmental fund accounting is on decreases in net financial resources (expenditures) rather than expenses. Expenditures are generally recognized in the accounting period in which the related fund liability is incurred, if measurable. Allocations of cost, such as depreciation and amortization, are not recognized in governmental funds.

E. Budgets

The District is required by State statute to adopt an annual appropriated cash basis budget for all funds, except custodial funds. The specific timetable for fiscal year 2021 is as follows:

1. Prior to January 15, the Superintendent and Treasurer submit to the Board of Education a proposed operating budget for the fiscal year commencing the following July 1. The budget includes proposed expenditures and the means of financing for all funds. Public hearings are publicized and conducted to obtain taxpayers' comments. The purpose of this budget document is to reflect the need for existing (or increased) tax rates.
2. By no later than January 20, the board-adopted budget is filed with the Huron County Budget Commission for tax rate determination.
3. Prior to April 1, the Board of Education accepts, by formal resolution, the tax rates as determined by the Budget Commission and receives the Commission's certificate of estimated resources which states the projected revenue of each fund. Prior to July 1, the District must revise its budget so that total contemplated expenditures from any fund during the ensuing year will not exceed the amount stated in the certificate of estimated resources. The revised budget then serves as a basis for the appropriation measure. On or about July 1, the certificate is amended to include any unencumbered balances from the preceding year as reported by the District Treasurer. The certificate may be further amended during the year if projected increases or decreases in revenue are identified by the District Treasurer. The budget figures, as shown in the accompanying budgetary statement, reflect the amounts set forth in the original and final certificates of estimated resources issued for fiscal year 2021.

**MONROEVILLE LOCAL SCHOOL DISTRICT
HURON COUNTY, OHIO**

NOTES TO THE BASIC FINANCIAL STATEMENTS
FOR THE FISCAL YEAR ENDED JUNE 30, 2021

NOTE 2 - SUMMARY OF SIGNIFICANT ACCOUNTING POLICIES - (Continued)

4. By July 1, the annual appropriation resolution is legally enacted by the Board of Education at the fund level of expenditures, which is the legal level of budgetary control. State statute permits a temporary appropriation to be effective until no later than October 1 of each year. Resolution appropriations by fund must be within the estimated resources as certified by the County Budget Commission and the total of expenditures and encumbrances may not exceed the appropriation totals. Although the legal level of budgetary control is established at the fund level of expenditures, the District has elected to present the general fund's budgetary statement comparison at the fund and function level of expenditures.
5. Any revisions that alter the total of any fund appropriation must be approved by the Board of Education.
6. Formal budgetary integration is employed as a management control device during the fiscal year for all funds consistent with the general obligation bond indenture and other statutory provisions.
7. Appropriation amounts are as originally adopted, or as amended by the Board of Education through the fiscal year by supplemental appropriations, which either reallocated or increased the original appropriated amounts. All supplemental appropriations, if any, are legally enacted by the Board prior to June 30, 2021. There were several supplemental appropriation modifications in fiscal year 2020. The budget figures, as shown in the accompanying budgetary statement, reflect the original and final appropriation amounts including all amendments and modifications.
8. Unencumbered appropriations lapse at year-end. Encumbered appropriations are carried forward to the succeeding fiscal year and need not be re-appropriated. Expenditures plus encumbrances may not legally exceed budgeted appropriations at the fund level.

F. Cash and Investments

To improve cash management, cash received by the District is pooled. Monies for all funds are maintained in this pool. Individual fund integrity is maintained through the District's records. Each fund's interest in the pool is presented as "equity in pooled cash and cash equivalents" on the basic financial statements.

During fiscal year 2021, investments were limited to non-negotiable certificates of deposit and investments in the State Treasury Asset Reserve of Ohio (STAR Ohio). Investments in non-negotiable certificates are reported at cost while investments in STAR Ohio are reported at their net asset value per share as described below.

During fiscal year 2021, the District invested in STAR Ohio. STAR Ohio is an investment pool managed by the State Treasurer's Office which allows governments within the State to pool their funds for investment purposes. STAR Ohio is not registered with the SEC as an investment company, but has adopted Governmental Accounting Standards Board (GASB), Statement No. 79, "Certain External Investment Pools and Pool Participants." The District measures their investment in STAR Ohio at the net asset value (NAV) per share provided by STAR Ohio. The NAV per share is calculated on an amortized cost basis that provides a NAV per share that approximates fair value.

For the fiscal year 2021, there were no limitations or restrictions on any participant withdrawals due to redemption notice periods, liquidity fees, or redemption gates. However, notice must be given 24 hours in advance of all deposits and withdrawals exceeding \$100 million. STAR Ohio reserves the right to limit the transaction to \$250 million, requiring the excess amount to be transacted the following business day(s), but only to the \$250 million limit. All accounts of the participant will be combined for these purposes.

Under existing Ohio statutes all investment earnings are assigned to the general fund unless statutorily required to be credited to a specific fund or by policy of the Board of Education. Interest revenue credited to the general fund during fiscal year 2021 amounted to \$11,931, which includes \$2,202 assigned from other funds.

**MONROEVILLE LOCAL SCHOOL DISTRICT
HURON COUNTY, OHIO**

NOTES TO THE BASIC FINANCIAL STATEMENTS
FOR THE FISCAL YEAR ENDED JUNE 30, 2021

NOTE 2 - SUMMARY OF SIGNIFICANT ACCOUNTING POLICIES - (Continued)

For presentation on the basic financial statements, investments of the cash management pool and investments with original maturities of three months or less at the time they are purchased by the District are considered to be cash equivalents. Investments with an initial maturity of more than three months are reported as investments.

An analysis of the District's investment account at year-end is provided in Note 4.

G. Inventory

On government-wide and fund financial statements, purchased inventories are presented at the lower of cost or market and donated commodities are presented at their entitlement value. Inventories are recorded on a first-in, first-out basis and are expensed when used. Inventories are accounted for using the consumption method.

On the fund financial statements, reported material and supplies inventory is equally offset by a nonspendable fund balance in the governmental funds which indicates that it does not constitute available spendable resources even though it is a component of net current assets.

Inventory consists of expendable supplies held for consumption, donated food and purchased food.

H. Capital Assets

General capital assets are those assets specifically related to governmental activities. These assets generally result from expenditures in the governmental funds. These assets are reported in the governmental activities column of the government-wide statement of net position, but are not reported in the fund financial statements.

All capital assets are capitalized at cost (or estimated historical cost) and updated for additions and retirements during the year. Donated capital assets are recorded at their acquisition values as of the date received. The District maintains a capitalization threshold of \$500. Improvements are capitalized; the costs of normal maintenance and repairs that do not add to the value of the asset or materially extend an asset's life are not. The District does not possess infrastructure.

All reported capital assets except land are depreciated. Improvements are depreciated over the remaining useful lives of the related capital assets. Depreciation is computed using the straight-line method over the following useful lives:

<u>Description</u>	<u>Useful Lives</u>
Land Improvements	5 - 20 years
Buildings and Improvements	20 - 50 years
Furniture, Fixtures and Equipment	5 - 20 years
Vehicles	6 - 10 years

I. Interfund Balances

On fund financial statements, receivables and payables resulting from short-term interfund loans are classified as "due to/due from other funds" or "interfund loans receivable/payable". These amounts are eliminated in the governmental activities column of the statement of net position.

J. Compensated Absences

Compensated absences of the District consist of vacation leave and sick leave to the extent that payments to the employee for these absences are attributable to services already rendered and are not contingent on a specific event that is outside the control of the District and the employee.

**MONROEVILLE LOCAL SCHOOL DISTRICT
HURON COUNTY, OHIO**

NOTES TO THE BASIC FINANCIAL STATEMENTS
FOR THE FISCAL YEAR ENDED JUNE 30, 2021

NOTE 2 - SUMMARY OF SIGNIFICANT ACCOUNTING POLICIES - (Continued)

In accordance with the provisions of GASB Statement No. 16, *Accounting for Compensated Absences*, a liability for vacation leave is accrued if a) the employees' rights to payment are attributable to services already rendered; and b) it is probable that the employer will compensate the employees for the benefits through paid time off or other means, such as cash payment at termination or retirement. An accrual for earned sick leave is made to the extent that it is probable that the benefits will result in termination (severance) payments. A liability for sick leave is accrued using the vesting method; i.e., the liability is based on the sick leave accumulated at June 30, 2021, by those employees who are currently eligible to receive termination (severance) payments, as well as those employees expected to become eligible in the future. For purposes of establishing a liability for sick leave on employees expected to become eligible to retire in the future, all employees age 50 with at least 10 years of service and all employees with at least 20 years of service regardless of their age were considered expected to become eligible to retire in accordance with GASB Statement No. 16.

The total liability for vacation and sick leave payments has been calculated using pay rates in effect at June 30, 2021 and reduced to the maximum payment allowed by labor contract and/or statute, plus any applicable additional salary related payments.

The entire compensated absence liability is reported on the government-wide financial statements. For governmental fund financial statements, compensated absences are recognized as liabilities and expenditures as payments come due each period upon the occurrence of employee resignations and retirements.

K. Accrued Liabilities and Long-Term Obligations

All payables, accrued liabilities, and long-term obligations are reported in the government-wide financial statements.

In general, governmental fund payables and accrued liabilities that, once incurred, are paid in a timely manner from current financial resources are reported as obligations of the funds. However, claims and judgements and compensated absences that will be paid from governmental funds are reported as a liability in the fund financial statements only to the extent that they are due for payment during the current year. Bonds and the capital leases are recognized on the fund financial statements when due. Net pension/OPEB liability should be recognized in the governmental funds to the extent that benefit payments are due and payable and the pension/OPEB plan's fiduciary net position is not sufficient for payment of those benefits.

L. Fund Balance

Fund balance is divided into five classifications based primarily on the extent to which the District is bound to observe constraints imposed upon the use of the resources in the governmental funds. The classifications are as follows:

Nonspendable - The nonspendable fund balance classification includes amounts that cannot be spent because they are not in spendable form or legally required to be maintained intact. The "not in spendable form" criterion includes items that are not expected to be converted to cash.

Restricted - Fund balance is reported as restricted when constraints are placed on the use of resources that are either externally imposed by creditors (such as through debt covenants), grantors, contributors, or laws or regulations of other governments, or imposed by law through constitutional provisions or enabling legislation.

**MONROEVILLE LOCAL SCHOOL DISTRICT
HURON COUNTY, OHIO**

NOTES TO THE BASIC FINANCIAL STATEMENTS
FOR THE FISCAL YEAR ENDED JUNE 30, 2021

NOTE 2 - SUMMARY OF SIGNIFICANT ACCOUNTING POLICIES - (Continued)

Committed - The committed fund balance classification includes amounts that can be used only for the specific purposes imposed by a formal action (resolution) of the District Board of Education (the highest level of decision-making authority). Those committed amounts cannot be used for any other purpose unless the District Board of Education removes or changes the specified use by taking the same type of action (resolution) it employed to previously commit those amounts. Committed fund balance also incorporates contractual obligations to the extent that existing resources in the fund have been specifically committed for use in satisfying those contractual requirements.

Assigned - Amounts in the assigned fund balance classification are intended to be used by the District for specific purposes but do not meet the criteria to be classified as restricted nor committed. In governmental funds other than the general fund, assigned fund balance represents the remaining amount that is not restricted or committed. In the general fund, assigned amounts represent intended uses established by policies of the District Board of Education, which includes giving the Treasurer the authority to constrain monies for intended purposes.

Unassigned - Unassigned fund balance is the residual classification for the general fund and includes all spendable amounts not contained in the other classifications. In other governmental funds, the unassigned classification is only used to report a deficit fund balance resulting from overspending for specific purposes for which amounts had been restricted, committed, or assigned.

The District applies restricted resources first when expenditures are incurred for purposes for which restricted and unrestricted (committed, assigned, and unassigned) fund balance is available. Similarly, within unrestricted fund balance, committed amounts are reduced first followed by assigned, and then unassigned amounts when expenditures are incurred for purposes for which amounts in any of the unrestricted fund balance classifications could be used.

M. Net Position

Net position represents the difference between assets and deferred outflows and liabilities and deferred inflows. The net position component "net investment in capital assets," consists of capital assets, net of accumulated depreciation, reduced by the outstanding balances of any borrowing used for the acquisition, construction or improvement of those assets. Deferred outflows of resources and deferred inflows of resources that are attributable to the acquisition, construction or improvement of those assets or related debt also should be included in this component of net position. Net position is reported as restricted when there are limitations imposed on its use either through the enabling legislation adopted by the District or through external restrictions imposed by creditors, grantors or laws or regulations of other governments. The amount restricted for other purposes represents amounts restricted for local grants and scholarships.

The District applies restricted resources first when an expense is incurred for purposes for which both restricted and unrestricted net position is available.

N. Prepayments

Certain payments to vendors reflect the costs applicable to future accounting periods and are recorded as prepaid items in both government-wide and fund financial statements. These items are reported as assets on the balance sheet using the consumption method. A current asset for the prepaid amounts is recorded at the time of the purchase and the expenditure/expense is reported in the year in which services are consumed.

On the fund financial statements, reported prepayments are equally offset by a nonspendable fund balance in the governmental funds which indicates that it does not constitute available spendable resources even though it is a component of net current assets.

**MONROEVILLE LOCAL SCHOOL DISTRICT
HURON COUNTY, OHIO**

NOTES TO THE BASIC FINANCIAL STATEMENTS
FOR THE FISCAL YEAR ENDED JUNE 30, 2021

NOTE 2 - SUMMARY OF SIGNIFICANT ACCOUNTING POLICIES - (Continued)

O. Parochial School

Within the District boundaries, St. Joseph Elementary is operated through the Toledo Catholic Diocese. Current State legislation provides funding to this parochial school. These monies are received and disbursed on behalf of the parochial school by the Treasurer of the District, as directed by the parochial school. The receipt and expenditure of these state monies by the District are reflected in a special revenue fund for financial reporting purposes.

P. Estimates

The preparation of the basic financial statements in conformity with GAAP requires management to make estimates and assumptions that affect the amounts reported in the basic financial statements and accompanying notes. Actual results may differ from those estimates.

Q. Restricted Assets

Assets are reported as restricted when limitations on their use change the normal understanding of the availability of the asset. Such constraints are either imposed by creditors, contributors, grantors, or laws of other governments or imposed by enabling legislation. At June 30, 2021, the District reports restricted assets for monies restricted by State Statute for school bus purchases.

R. Interfund Activity

Exchange transactions between funds are reported as revenues in the seller funds and as expenditures/expenses in the purchaser funds. Flows of cash or goods from one fund to another without a requirement for repayment are reported as interfund transfers. Interfund transfers are reported as other financing sources/uses in governmental funds. Repayments from funds responsible for particular expenditures/expenses to the funds that initially paid for them are not presented on the basic financial statements.

S. Extraordinary and Special Items

Extraordinary items are transactions or events that are both unusual in nature and infrequent in occurrence. Special items are transactions or events that are within the control of the Board of Education and that are either unusual in nature or infrequent in occurrence. Neither type of transaction occurred during fiscal year 2021.

T. Issuance Costs/Bond Premiums/Deferred Charges on Debt Refunding

On the governmental fund financial statements, issuance costs, bond premiums, bond discounts, and deferred charges from debt refunding are recognized in the current period.

On the government-wide financial statements, issuance costs are recognized in the current period and are not amortized. Bond premiums and discounts are amortized over the term of the bonds using the straight-line method. Unamortized bond premiums are presented as an addition to the face amount of the bonds reported on the statement of net position. Unamortized bond discounts are presented as a reduction to the face amount of the bonds reported on the statement of net position. The reconciliation between the bonds face value and the amount reported on the statement of net position is presented in Note 12.

For advance refunding resulting in the defeasance of debt, the difference between the reacquisition price and the net carrying amount of the old debt is deferred and amortized as a component of interest expense. This accounting gain or loss is amortized over the remaining life of the old debt or the life of the new debt, whichever is shorter, and is presented as a deferred outflow of resources.

**MONROEVILLE LOCAL SCHOOL DISTRICT
HURON COUNTY, OHIO**

NOTES TO THE BASIC FINANCIAL STATEMENTS
FOR THE FISCAL YEAR ENDED JUNE 30, 2021

NOTE 2 - SUMMARY OF SIGNIFICANT ACCOUNTING POLICIES - (Continued)

U. Pensions/Other Postemployment Benefits (OPEB)

For purposes of measuring the net pension/OPEB liability, net OPEB asset, deferred outflows of resources and deferred inflows of resources related pensions/OPEB, and pension/OPEB expense, information about the fiduciary net position of the pension/OPEB plans and additions to/deductions from their fiduciary net position have been determined on the same basis as they are reported by the pension/OPEB plan. For this purpose, benefit payments (including refunds of employee contributions) are recognized when due and payable in accordance with the benefit terms. The pension/OPEB plans report investments at fair value.

NOTE 3 - ACCOUNTABILITY AND COMPLIANCE

A. Change in Accounting Principles

For fiscal year 2021, the District has applied GASB Statement No. 95, "*Postponement of the Effective Dates of Certain Authoritative Guidance*." GASB Statement No. 95 provides temporary relief to governments and other stakeholders in light of the COVID-19 pandemic. This objective is accomplished by postponing the effective dates of certain provisions in Statements and Implementation Guides that first became effective or are scheduled to become effective for periods beginning after June 15, 2018, and later.

Certain provisions contained in the following pronouncements were scheduled to be implemented for the fiscal year ended June 30, 2021. Due to the implementation of GASB Statement No. 95, the effective dates of certain provisions contained in these pronouncements are postponed until the fiscal year ended June 30, 2022:

- Statement No. 87, *Leases*
- Implementation Guide No. 2019-3, *Leases*
- Statement No. 89, *Accounting for Interest Cost Incurred before the End of a Construction Period*
- Statement No. 92, *Omnibus 2020*
- Statement No. 93, *Replacement of Interbank Offered Rates*

B. Deficit Fund Balance

Fund balances at June 30, 2021 included the following individual fund deficit:

<u>Nonmajor fund</u>	<u>Deficit</u>
Building fund	\$ 20,000

The general fund is liable for any deficit in this fund and provides transfers when cash is required, not when accruals occur. The deficit fund balance resulted from adjustments for accrued liabilities.

NOTE 4 - DEPOSITS AND INVESTMENTS

State statutes classify monies held by the District into three categories.

Active deposits are public deposits necessary to meet current demands on the treasury. Such monies must be maintained either as cash in the District treasury, in commercial accounts payable or withdrawable on demand, including negotiable order of withdrawal (NOW) accounts, or in money market deposit accounts.

Inactive deposits are public deposits that the Board of Education has identified as not required for use within the current five-year period of designation of depositories. Inactive deposits must either be evidenced by certificates of deposit maturing not later than the end of the current period of designation of depositories, or by savings or deposit accounts including, but not limited to, passbook accounts.

**MONROEVILLE LOCAL SCHOOL DISTRICT
HURON COUNTY, OHIO**

NOTES TO THE BASIC FINANCIAL STATEMENTS
FOR THE FISCAL YEAR ENDED JUNE 30, 2021

NOTE 4 - DEPOSITS AND INVESTMENTS - (Continued)

Interim deposits are deposits of interim monies. Interim monies are those monies which are not needed for immediate use, but which will be needed before the end of the current period of designation of depositories.

Interim deposits must be evidenced by time certificates of deposit maturing not more than one year from the date of deposit or by savings or deposit accounts including passbook accounts.

Interim monies may be deposited or invested in the following securities:

1. United States Treasury Notes, Bills, Bonds, or any other obligation or security issued by the United States Treasury or any other obligation guaranteed as to principal and interest by the United States;
2. Bonds, notes, debentures, or any other obligations or securities issued by any federal government agency or instrumentality, including, but not limited to, the Federal National Mortgage Association, Federal Home Loan Bank, Federal Farm Credit Bank, Federal Home Loan Mortgage Corporation, Government National Mortgage Association, and Student Loan Marketing Association. All federal agency securities shall be direct issuances of federal government agencies or instrumentalities;
3. Written repurchase agreements in the securities listed above provided that the fair value of the securities subject to the repurchase agreement must exceed the principal value of the agreement by at least two percent and be marked to market daily, and that the term of the agreement must not exceed thirty days;
4. Bonds and other obligations of the State of Ohio;
5. No-load money market mutual funds consisting exclusively of obligations described in items (1) and (2) above and repurchase agreements secured by such obligations, provided that investments in securities described in this division are made only through eligible institutions;
6. The State Treasurer's investment pool, the State Treasury Asset Reserve of Ohio (STAR Ohio);
7. Certain banker's acceptance and commercial paper notes for a period not to exceed one-hundred-eighty days and two-hundred-seventy days, respectively, from the purchase date in an amount not to exceed forty percent of the interim monies available for investment at any one time; and,
8. Under limited circumstances, corporate debt interests rated in either of the two highest classifications by at least two nationally recognized rating agencies.

Protection of the District's deposits is provided by the Federal Deposit Insurance Corporation (FDIC), by eligible securities pledged by the financial institution as security for repayment, or by the financial institutions participation in the Ohio Pooled Collateral System, a collateral pool of eligible securities deposited with a qualified trustee and pledged to the Treasurer of State to secure the repayment of all public monies deposited in the financial institution.

Investments in stripped principal or interest obligations, reverse repurchase agreements and derivatives are prohibited. The issuance of taxable notes for the purpose of arbitrage, the use of leverage and short selling are also prohibited. An investment must mature within five years from the date of purchase unless matched to a specific obligation or debt of the District and must be purchased with the expectation that it will be held to maturity. Investments may only be made through specified dealers and institutions. Payment for investments may be made only upon delivery of the securities representing the investments to the Treasurer or, if the securities are not represented by a certificate, upon receipt of confirmation of transfer from the custodian.

**MONROEVILLE LOCAL SCHOOL DISTRICT
HURON COUNTY, OHIO**

NOTES TO THE BASIC FINANCIAL STATEMENTS
FOR THE FISCAL YEAR ENDED JUNE 30, 2021

NOTE 4 - DEPOSITS AND INVESTMENTS - (Continued)

A. Cash on Hand

At year-end, the District had \$2,150 in undeposited cash on hand which is included on the financial statements of the District as part of “equity in pooled cash and cash equivalents.”

B. Deposits with Financial Institutions

At June 30, 2021, the carrying amount of all District deposits was \$60,334. Based on the criteria described in GASB Statement No. 40, “Deposits and Investment Risk Disclosures”, as of June 30, 2021, the District’s entire bank balance of \$74,606, including non-negotiable certificates of deposit, was covered by the FDIC.

C. Investments

As of June 30, 2021, the District had the following investments and maturities:

Measurement/ Investment type	Measurement Value	Investment Maturity 6 months or less
<i>Net Asset Value per Share:</i>		
STAR Ohio	\$ 6,107,606	\$ 6,107,606

The District’s weighted average maturity for investments in STAR Ohio is 1 day.

Credit Risk: Standard & Poor’s has assigned STAR Ohio an AAAM money market rating. Ohio law requires that STAR Ohio maintain the highest rating provided by at least one nationally recognized standard rating service. The District’s investment policy does not address investment credit risk beyond the requirements of State statutes.

Concentration of Credit Risk: The District places no dollar limit on the amount that may be invested in any one issuer. The following table includes the percentage of each investment type held by the District at June 30, 2021:

Measurement/ Investment type	Measurement Value	% of Total
<i>Net Asset Value per Share:</i>		
STAR Ohio	\$ 6,107,606	100.00

THIS SPACE INTENTIONALLY LEFT BLANK

**MONROEVILLE LOCAL SCHOOL DISTRICT
HURON COUNTY, OHIO**

NOTES TO THE BASIC FINANCIAL STATEMENTS
FOR THE FISCAL YEAR ENDED JUNE 30, 2021

NOTE 4 - DEPOSITS AND INVESTMENTS - (Continued)

D. Reconciliation of Cash and Investments to the Statement of Net Position

The following is a reconciliation of cash and investments as reported in the note above to cash and investments as reported on the statement of net position as of June 30, 2021:

<u>Cash and investments per note</u>		
Carrying amount of deposits	\$	60,334
Investments		6,107,606
Cash on hand		<u>2,150</u>
Total	\$	<u><u>6,170,090</u></u>
<u>Cash and investments per statement of net position</u>		
Governmental activities	\$	6,079,005
Custodial funds		<u>91,085</u>
Total	\$	<u><u>6,170,090</u></u>

NOTE 5 - INTERFUND TRANSACTIONS

A. Due to/from other funds consisted of the following at June 30, 2021, as reported in the fund financial statements:

<u>Receivable fund</u>	<u>Payable fund</u>	<u>Amount</u>
General fund	Nonmajor governmental funds	<u><u>\$ 499</u></u>

The balance resulted from a negative cash balances in various grant funds at fiscal year-end. The balance is eliminated on the government-wide financial statements.

B. Interfund balances at June 30, 2021 as reported on the fund statements consist of the following:

<u>Receivable fund</u>	<u>Payable fund</u>	<u>Amount</u>
Bond retirement fund	Building fund	<u><u>\$ 20,000</u></u>

This balance resulted from manuscript debt in the amount of \$57,000 being issued by the District during fiscal year 2019 related to the purchase of a school bus. The District will make annual principal and interest payments on February 21 with the debt maturing on February 21, 2022. The debt carries an interest rate of 3.85%. Interfund balances between governmental funds are eliminated on the government-wide financial statements.

Principal and interest requirements to retire the manuscript debt obligations outstanding at June 30, 2021 are as follows:

<u>Fiscal Year Ending</u> <u>June 30</u>	<u>Total</u>
2022	<u>\$ 20,770</u>
Less: amount representing interest	<u>(770)</u>
Present value of minimum lease payments	<u><u>\$ 20,000</u></u>

**MONROEVILLE LOCAL SCHOOL DISTRICT
HURON COUNTY, OHIO**

**NOTES TO THE BASIC FINANCIAL STATEMENTS
FOR THE FISCAL YEAR ENDED JUNE 30, 2021**

NOTE 5 - INTERFUND TRANSACTIONS - (Continued)

- C. Interfund transfers for the fiscal year ended June 30, 2021, consisted of the following as reported on the fund financial statements.

<u>Transfers to nonmajor governmental funds from:</u>	<u>Amount</u>
General fund	\$ 19,000
<u>Transfers to general fund from:</u>	
Nonmajor funds	<u>1,164</u>
Total transfers	<u>\$ 20,164</u>

Transfers are used to (1) move revenues from the fund that statute or budget required to collect them to the fund that statute or budget requires to expend them and to (2) use unrestricted revenues collected in the general fund to finance various programs accounted for in other funds in accordance with budgetary authorizations. The transfer from a nonmajor governmental funds to the general fund was to close out various inactive student activity accounts.

All transfers were made in compliance with Ohio Revised Code Sections 5705.14, 5705.15 and 5705.16.

Interfund transfers between governmental funds are eliminated on the government-wide statement of activities.

NOTE 6 - PROPERTY TAXES

Property taxes are levied and assessed on a calendar year basis while the District fiscal year runs from July through June. First half tax collections are received by the District in the second half of the fiscal year. Second half tax distributions occur in the first half of the following fiscal year.

Property taxes include amounts levied against all real property and public utility property. Real property tax revenues received in calendar year 2021 represent the collection of calendar year 2020 taxes. Real property taxes received in calendar year 2021 were levied after April 1, 2020, on the assessed values as of January 1, 2020, the lien date. Assessed values for real property taxes are established by State statute at 35 percent of appraised fair value. Real property taxes are payable annually or semiannually. If paid annually, payment is due December 31; if paid semiannually, the first payment is due December 31, with the remainder payable by June 20. Under certain circumstances, State statute permits alternate payment dates to be established. Public utility property tax revenues received in calendar year 2021 represent the collection of calendar year 2020 taxes. Public utility real and personal property taxes received in calendar year 2021 became a lien on December 31, 2019, were levied after April 1, 2020, and are collected with real property taxes. Public utility real property is assessed at 35 percent of true value; public utility tangible personal property is currently assessed at varying percentages of true value.

The District receives property taxes from Huron County and Erie County. The County Auditors periodically advance to the District its portion of the taxes collected. Second-half real property tax payments collected by the Counties by June 30, 2021, are available to finance fiscal year 2021 operations. The amount available as an advance at June 30, 2021 was \$435,710 in the general fund, \$29,528 in the bond retirement fund (a nonmajor governmental fund) and \$12,774 in the permanent improvement fund (a nonmajor governmental fund). This amount is recorded as revenue. The amount available as an advance at June 30, 2020 was \$336,406 in the general fund, \$23,843 in the bond retirement fund (a nonmajor governmental fund) and \$9,455 in the permanent improvement fund (a nonmajor governmental fund). The amount of second-half real property taxes available for advance at fiscal year-end can vary based on the date the tax bills are sent.

Accrued property taxes receivable includes real property, public utility property and delinquent tangible personal property taxes which are measurable as of June 30, 2021 and for which there is an enforceable legal claim. Although total property tax collections for the next fiscal year are measurable, only the amount of real property taxes available as an advance at June 30 was levied to finance current fiscal year operations and is reported as revenue at fiscal year-end. The portion of the receivable not levied to finance current fiscal year operations is offset by a credit to deferred inflows.

**MONROEVILLE LOCAL SCHOOL DISTRICT
HURON COUNTY, OHIO**

NOTES TO THE BASIC FINANCIAL STATEMENTS
FOR THE FISCAL YEAR ENDED JUNE 30, 2021

NOTE 6 - PROPERTY TAXES - (Continued)

On the accrual basis of accounting, collectible delinquent property taxes have been recorded as a receivable and revenue, while on a modified accrual basis of accounting the revenue has been reported as a deferred inflow.

The assessed values upon which the fiscal year 2021 taxes were collected are:

	2020 Second Half Collections		2021 First Half Collections	
	Amount	Percent	Amount	Percent
Agricultural/residential and other real estate	\$ 101,464,530	93.93	\$ 101,775,580	93.84
Public utility personal	6,553,570	6.07	6,680,500	6.16
Total	\$ 108,018,100	100.00	\$ 108,456,080	100.00
 Tax rate per \$1,000 of assessed valuation	 \$38.20		 \$38.20	

NOTE 7 - INCOME TAX

The District has authorized, through voter approval, an annual 1.5 percent school district income tax levied on the income of individuals and estates on a continual basis. The tax is to be used for normal operating expenses of the District and is credited to the general fund. The income tax revenue credited to the general fund during fiscal year 2021 was \$1,420,522.

NOTE 8 - RECEIVABLES

Receivables at June 30, 2021 consisted of property taxes, income taxes, intergovernmental grants and entitlements, accounts (primarily tuition, fees and reimbursements), and accrued interest. All receivables are considered collectible in full due to the ability to foreclose for the nonpayment of taxes, the stable condition of State programs and the current year guarantee of federal funds.

A summary of the principal items of receivables reported on the statement of net position follows:

Governmental activities:

Property taxes	\$ 3,024,864
Income taxes	483,838
Accounts	6,206
Accrued interest	702
Intergovernmental	64,045
Total	\$ 3,579,655

Receivables have been disaggregated on the face of the basic financial statements. All receivables are expected to be collected within the subsequent year.

**MONROEVILLE LOCAL SCHOOL DISTRICT
HURON COUNTY, OHIO**

NOTES TO THE BASIC FINANCIAL STATEMENTS
FOR THE FISCAL YEAR ENDED JUNE 30, 2021

NOTE 9 - CAPITAL ASSETS

Capital asset activity for the fiscal year ended June 30, 2021, was as follows:

	Balance June 30, 2020	Additions	Disposals	Balance June 30, 2021
Governmental activities:				
<i>Capital assets, not being depreciated:</i>				
Land	\$ 302,965	\$ -	\$ -	\$ 302,965
<i>Capital assets, being depreciated:</i>				
Land improvements	272,698	-	-	272,698
Buildings and improvements	9,541,469	46,323	-	9,587,792
Furniture, fixtures and equipment	1,804,846	45,445	(1,003)	1,849,288
Vehicles	934,446	54,069	-	988,515
Total capital assets, being depreciated	12,553,459	145,837	(1,003)	12,698,293
<i>Less: accumulated depreciation:</i>				
Land improvements	(207,061)	(6,072)	-	(213,133)
Buildings and improvements	(2,793,280)	(180,645)	-	(2,973,925)
Furniture, fixtures and equipment	(1,599,890)	(55,920)	1,003	(1,654,807)
Vehicles	(688,185)	(42,749)	-	(730,934)
Total accumulated depreciation	(5,288,416)	(285,386)	1,003	(5,572,799)
Governmental activities capital assets, net	\$ 7,568,008	\$ (139,549)	\$ -	\$ 7,428,459

Depreciation expense was charged to governmental functions as follows:

<u>Instruction:</u>	
Regular	\$ 130,389
Vocational	1,725
<u>Support services:</u>	
Pupil	1,725
Instructional staff	288
Administration	12,494
Fiscal	1,725
Business	157
Operations and maintenance	29,988
Pupil transportation	45,918
Operation of non-instructional services	1,483
Extracurricular activities	59,494
Total depreciation expense	<u>\$ 285,386</u>

**MONROEVILLE LOCAL SCHOOL DISTRICT
HURON COUNTY, OHIO**

NOTES TO THE BASIC FINANCIAL STATEMENTS
FOR THE FISCAL YEAR ENDED JUNE 30, 2021

NOTE 10 - CAPITALIZED LEASES - LESSEE DISCLOSURE

During fiscal year 2020, the District entered into a capital lease for copiers to go along with capital leases entered in during prior years. These lease agreements met the criteria of a capital lease as defined by GAAP, which defines a capital lease generally as one which transfers benefits and risks of ownership to the lessee at the conclusion of the lease term. Capital lease payments have been reclassified and are reflected as debt service expenditures in the statement of revenues, expenditures and changes in fund balance of governmental funds. These expenditures are reflected as function expenditures on a budgetary basis.

Capital assets consisting of equipment have been capitalized in the amount of \$86,266. These amounts represent the present value of the minimum lease payments at the time of acquisition. A corresponding liability was recorded in the government-wide financial statements at lease inception. Accumulated depreciation on the capital assets amounted to \$17,253 at June 30, 2021 leaving a current book value of \$69,013. Principal payments in fiscal year 2021 totaled \$38,239 paid by the general fund.

The following is a schedule of the future long-term minimum lease payments required under the capital leases and the present value of the future minimum lease payments as of June 30, 2021:

Fiscal Year Ending June 30	Total
2022	\$ 44,110
2023	21,583
2024	19,535
2025	19,535
Total minimum lease payments	104,763
Less: amount representing interest	(8,212)
Present value of minimum lease payments	\$ 96,551

NOTE 11 - LEASE PURCHASE AGREEMENT - LESSEE DISCLOSURE

During fiscal year 2016, the District entered into a lease-purchase agreement with Capital Government Corporation. This lease meets the criteria of a lease-purchase as defined by GAAP, which defines a lease-purchase generally as one which transfers benefits and risks of ownership to the lessee. This lease was used to acquire stadium lighting equipment. At June 30, 2021, capital assets acquired by lease purchase have been capitalized under buildings and improvements in the amount of \$69,875. Accumulated depreciation of \$19,216 has been booked as of June 30, 2021 leaving a book value of \$50,659. Lease-purchase payments have been reflected as debt service expenditures from the permanent improvement fund (a nonmajor governmental fund). Principal and interest payments totaled \$10,374 and \$749, respectively.

The lease-purchase agreement is considered a direct borrowing. Direct borrowings have terms negotiated directly between the District and the lender and are not offered for public sale. The lease-purchase terms state that the agreement will continue for as long as the District lawfully appropriates monies for the lease payments. Should funds for the current year's lease payments not be appropriated, the agreement will be terminated and the right, title, and interest to the property being acquired by under the agreement will revert to the Lessor. The property acquired under this lease purchase agreement act as collateral for the lease obligation.

**MONROEVILLE LOCAL SCHOOL DISTRICT
HURON COUNTY, OHIO**

NOTES TO THE BASIC FINANCIAL STATEMENTS
FOR THE FISCAL YEAR ENDED JUNE 30, 2021

NOTE 11 - LEASE PURCHASE AGREEMENT - LESSEE DISCLOSURE - (Continued)

The following is a schedule of the future long-term minimum lease payments required under the lease-purchase agreements and the present value of the minimum lease payments as of June 30, 2021.

Fiscal Year Ending <u>June 30</u>	<u>Total</u>
2022	<u>\$ 11,124</u>
Less: amount representing interest	<u>(381)</u>
Present value of minimum lease payments	<u><u>\$ 10,743</u></u>

NOTE 12 - LONG-TERM OBLIGATIONS

During fiscal year 2021, the following changes occurred in governmental activities long-term obligations.

<u>Governmental activities:</u>	<u>Balance 06/30/20</u>	<u>Additions</u>	<u>Reductions</u>	<u>Balance 06/30/21</u>	<u>Amount Due in One Year</u>
Series 2010 qualified school construction bonds	\$ 323,985	\$ -	\$ (52,335)	\$ 271,650	\$ 52,330
Series 2016 refunding bonds	3,650,000	-	(70,000)	3,580,000	75,000
Capital lease obligation	134,790	-	(38,239)	96,551	40,195
Lease purchase obligation from direct borrowing	21,117	-	(10,374)	10,743	10,743
Loan obligation	72,676	-	(72,676)	-	-
Net pension liability	7,768,267	577,438	-	8,345,705	-
Net OPEB liability	690,088	-	(87,259)	602,829	-
Compensated absences	311,884	47,792	(31,477)	328,199	60,467
Total long-term obligations, governmental activities	<u>\$ 12,972,807</u>	<u>\$ 625,230</u>	<u>\$ (362,360)</u>	13,235,677	<u>\$ 238,735</u>
Add: Unamortized premiums				<u>394,009</u>	
Total on statement of net position				<u><u>\$ 13,629,686</u></u>	

Series 2010 Qualified School Construction Bonds

On October 28, 2010, the District issued \$770,000 in Series 2010 general obligation bonds which are comprised of serial bonds. The bonds bear an annual interest rate of 6.82 percent and the bonds mature February 1, 2026. These bonds consisted of Qualified School Construction Bonds (QSCBs). The QSCBs were authorized by the federal government through the American Recovery and Reinvestment Act (ARRA). These bonds were issued as tax credit bonds under which the bond holders receive federal tax credits in lieu of interest as a means to significantly reduce the issuer's interest cost. The QSCBs were issued for the purpose of improving the energy efficiency of District buildings and are being retired from the general fund.

**MONROEVILLE LOCAL SCHOOL DISTRICT
HURON COUNTY, OHIO**

NOTES TO THE BASIC FINANCIAL STATEMENTS
FOR THE FISCAL YEAR ENDED JUNE 30, 2021

NOTE 12 - LONG-TERM OBLIGATIONS - (Continued)

Series 2016 Refunding Bonds

During fiscal year 2017, the District issued \$3,775,000 in Series 2016 refunding bonds to refund \$3,785,000 of the Series 2013 general obligation bonds. The issuance proceeds were used to purchase securities which were placed in an irrevocable trust to provide resources for all future debt service payments on the refunded debt. This refunded debt is considered defeased (in-substance) and accordingly, has been removed from the statement of net position. The balance of the refunded bonds outstanding at June 30, 2021 was \$3,580,000.

The issue is comprised of current interest bonds, par value \$3,775,000. The interest rate on the current interest bonds is a range between 2.00% and 4.00%.

The reacquisition price exceeded the net carrying amount of the old debt by \$156,298. This amount is being netted against the new debt and amortized over the remaining life of the refunded debt, which has a final maturity date of December 1, 2046.

Loan Obligations

During fiscal year 2020, the District entered into a commercial loan with Croghan Colonial Bank in the amount of \$106,898. The loan has a fixed rate of 3.99 percent and is payable in annual installments each July 2 of the years 2020 through 2022. Loan payments are made from the general fund, and the first payment was made in June 2020. The purpose of this loan is to purchase 450 Chromebooks for classroom instruction. The District paid off the loan early and made the final payments in fiscal year 2021.

Capital Lease Obligations

See Note 10 for detail on the District's capital lease obligations.

Lease-Purchase Agreement

See Note 11 for detail on the District's lease-purchase agreement.

Net Pension Liability

The District's net pension liability is described in Note 15. The District pays obligations related to employee compensation from the fund benefitting from their service.

Net OPEB Liability/Asset

The District's net OPEB liability/asset is described in Note 16. The District pays obligations related to employee compensation from the fund benefitting from their service.

Compensated Absences

Compensated absences will be paid from the funds which the employees are paid, which for the District, is the general fund and the food service fund (a nonmajor governmental fund).

THIS SPACE INTENTIONALLY LEFT BLANK

**MONROEVILLE LOCAL SCHOOL DISTRICT
HURON COUNTY, OHIO**

NOTES TO THE BASIC FINANCIAL STATEMENTS
FOR THE FISCAL YEAR ENDED JUNE 30, 2021

NOTE 12 - LONG-TERM OBLIGATIONS - (Continued)

Future Debt Service Requirements

Principal and interest requirements to retire the long-term debt obligations outstanding at June 30, 2021 are as follows:

Fiscal Year Ending June 30,	Series 2010 Qualified School Construction Bonds		
	Principal	Interest	Total
2022	\$ 52,330	\$ 18,527	\$ 70,857
2023	53,330	14,958	68,288
2024	54,330	11,320	65,650
2025	55,330	7,615	62,945
2026	56,330	3,840	60,170
Total	\$ 271,650	\$ 56,260	\$ 327,910

Fiscal Year Ending June 30,	Series 2016 Refunding Bonds		
	Principal	Interest	Total
2022	\$ 75,000	\$ 132,350	\$ 207,350
2023	80,000	130,800	210,800
2024	80,000	129,200	209,200
2025	85,000	127,550	212,550
2026	90,000	125,800	215,800
2027 - 2031	495,000	584,950	1,079,950
2032 - 2036	660,000	471,600	1,131,600
2037 - 2041	810,000	324,600	1,134,600
2042 - 2046	980,000	146,000	1,126,000
2047	225,000	4,500	229,500
Total	\$ 3,580,000	\$ 2,177,350	\$ 5,757,350

Legal Debt Margin

The Ohio Revised Code provides that voted net general obligation debt of the District shall never exceed 9% of the total assessed valuation of the District. The code further provides that unvoted indebtedness shall not exceed 1/10 of 1% of the property valuation of the District. The code additionally states that unvoted indebtedness related to energy conservation debt shall not exceed 9/10 of 1% of the property valuation of the District. The assessed valuation used in determining the District's legal debt margin has been modified by House Bill 530 which became effective March 30, 2006. In accordance with House Bill 530, the assessed valuation used in the District's legal debt margin calculation excluded tangible personal property used in business, telephone or telegraph property, interexchange telecommunications company property and personal property owned or leased by a railroad company and used in railroad operations. The effects of these debt limitations at June 30, 2021 are a voted debt margin of \$6,290,044 (including available funds of \$380,647) and an unvoted debt margin of \$108,456.

**MONROEVILLE LOCAL SCHOOL DISTRICT
HURON COUNTY, OHIO**

**NOTES TO THE BASIC FINANCIAL STATEMENTS
FOR THE FISCAL YEAR ENDED JUNE 30, 2021**

NOTE 13 - EMPLOYEE BENEFITS

Certain full-time employees that work year round, are eligible for paid vacation days which must be used by the end of their contract the following year. Employees may carry over five unused vacation days; however, they must be used by June 30 of the following year. Employees are entitled to a number of weeks of vacation based on their length of employment with the District. Employees with 0-1 years are entitled to 5 days; employees with 2-5 years are entitled to 10 day, employees with 6-13 years are entitled to 15 days, employees with 14-25 years are entitled to 20 days, and employees with 26 or more years are entitled to 22 days of paid vacation.

Full-time employees earn one and a quarter (1 ¼) days of sick leave per month, credited at the end of the month for all employees. The sick leave is cumulative for all employees who were actively employed or on approved leave the 1997-1998 school year.

A part-time employee will have his or her accumulative sick leave prorated and brought forward.

Employees hired for the 1998-1999 school year and thereafter are permitted to accumulate up to three hundred (300) days of sick leave for certified employees and two hundred and sixty five (265) days of sick leave for classified employees. Employees hired prior to the 1998-1999 school year are not permitted to accumulate more sick leave than the employee had accumulated, but not used, as of June 30, 2007.

Any employee of the District who has five or more years of current, consecutive years of service in the District and ten or more years of public service at the time of retirement or death is eligible to be paid in cash (or to estate) for a total of one-fourth (1/4) of the accrued unused sick leave to a maximum of fifty-five (55) days for classified employees and sixty-six and a quarter (66 ¼) days for certified employees.

NOTE 14 - RISK MANAGEMENT

A. Comprehensive

The District is exposed to various risks of loss related to torts; theft of, damage to, and destruction of assets; errors and omissions; injuries to employees; and natural disasters. The District maintains comprehensive insurance coverage with Ohio School Plan for real property, building contents and vehicles. Vehicle policies include liability coverage for bodily injury and property damage. Real property and contents are fully insured. Settled claims resulting from these risks have not exceeded commercial insurance coverage in any of the past three fiscal years. There has not been a significant reduction in insurance coverage from the prior year.

B. Health Care Benefits

The District provides employee health care benefits through membership in the Huron-Erie School Employees Insurance Association, a public entity risk management pool. Monthly payments are made to the Association for health and dental insurance coverage. The pool agreement provides that the Association will be self-sustaining through member premiums, and the Association will purchase stop loss insurance policies from commercial insurance carriers to cover any yearly claims in excess of 120 percent of the prior year's aggregate claims. Individual coverage cannot exceed \$1,000,000 in claims during their lifetime.

Post-employment health care is provided to plan participants or their beneficiaries through the respective retirement systems discussed in Note 16.

**MONROEVILLE LOCAL SCHOOL DISTRICT
HURON COUNTY, OHIO**

NOTES TO THE BASIC FINANCIAL STATEMENTS
FOR THE FISCAL YEAR ENDED JUNE 30, 2021

NOTE 14 - RISK MANAGEMENT - (Continued)

C. Workers' Compensation Plan

For fiscal year 2021, the District participated in the Ohio School Boards Association Workers' Compensation Group Rating Plan (GRP), an insurance purchasing pool (Note 2.A.). The intent of the GRP is to achieve the benefit of a reduced premium for the District by virtue of its grouping and representation with other participants in the GRP. The workers' compensation experience of the participating school districts is calculated as one experience and a common premium rate is applied to all school districts in the GRP. Each participant pays its workers' compensation premium to the State based on the rate for the GRP rather than its individual rate. Total savings are then calculated and each participant's individual performance is compared to the overall savings percentage of the GRP.

NOTE 15 - DEFINED BENEFIT PENSION PLANS

The Statewide retirement systems provide both pension benefits and other postemployment benefits (OPEB).

Net Pension Liability/Net OPEB Liability (Asset)

Pensions and OPEB are a component of exchange transactions - between an employer and its employees - of salaries and benefits for employee services. Pensions/OPEB are provided to an employee - on a deferred-payment basis - as part of the total compensation package offered by an employer for employee services each financial period.

The net pension/OPEB liability (asset) represent the District's proportionate share of each pension/OPEB plan's collective actuarial present value of projected benefit payments attributable to past periods of service, net of each pension/OPEB plan's fiduciary net position. The net pension/OPEB liability (asset) calculation is dependent on critical long-term variables, including estimated average life expectancies, earnings on investments, cost of living adjustments and others. While these estimates use the best information available, unknowable future events require adjusting these estimates annually.

Ohio Revised Code limits the District's obligation for this liability to annually required payments. The District cannot control benefit terms or the manner in which pensions/OPEB are financed; however, the District does receive the benefit of employees' services in exchange for compensation including pension and OPEB.

GASB 68/75 assumes the liability is solely the obligation of the employer, because (1) they benefit from employee services; and (2) State statute requires funding to come from these employers. All pension contributions to date have come solely from these employers (which also includes pension costs paid in the form of withholdings from employees). The retirement systems may allocate a portion of the employer contributions to provide for these OPEB benefits. In addition, health care plan enrollees pay a portion of the health care costs in the form of a monthly premium. State statute requires the retirement systems to amortize unfunded pension liabilities within 30 years. If the pension amortization period exceeds 30 years, each retirement system's board must propose corrective action to the State legislature. Any resulting legislative change to benefits or funding could significantly affect the net pension/OPEB liability (asset). Resulting adjustments to the net pension/OPEB liability (asset) would be effective when the changes are legally enforceable. The Ohio revised Code permits, but does not require the retirement systems to provide healthcare to eligible benefit recipients.

The remainder of this note includes the required pension disclosures. See Note 16 for the required OPEB disclosures.

The proportionate share of each plan's unfunded benefits is presented as a long-term *net pension/OPEB liability (asset)* on the accrual basis of accounting. Any liability for the contractually-required pension contribution outstanding at the end of the year is included in pension and postemployment benefits payable on both the accrual and modified accrual bases of accounting.

**MONROEVILLE LOCAL SCHOOL DISTRICT
HURON COUNTY, OHIO**

NOTES TO THE BASIC FINANCIAL STATEMENTS
FOR THE FISCAL YEAR ENDED JUNE 30, 2021

NOTE 15 - DEFINED BENEFIT PENSION PLANS - (Continued)

Plan Description - School Employees Retirement System (SERS)

Plan Description - The District non-teaching employees participate in SERS, a cost-sharing multiple-employer defined benefit pension plan administered by SERS. SERS provides retirement, disability and survivor benefits, annual cost-of-living adjustments, and death benefits to plan members and beneficiaries. Authority to establish and amend benefits is provided by Ohio Revised Code Chapter 3309. SERS issues a publicly available, stand-alone financial report that includes financial statements, required supplementary information and detailed information about SERS' fiduciary net position. That report can be obtained by visiting the SERS website at www.ohsers.org under Employers/Audit Resources.

Age and service requirements for retirement are as follows:

	Eligible to Retire on or before August 1, 2017 *	Eligible to Retire after August 1, 2017
Full benefits	Age 65 with 5 years of services credit; or Any age with 30 years of service credit	Age 67 with 10 years of service credit; or Age 57 with 30 years of service credit
Actuarially reduced benefits	Age 60 with 5 years of service credit; or Age 55 with 25 years of service credit	Age 62 with 10 years of service credit; or Age 60 with 25 years of service credit

* Members with 25 years of service credit as of August 1, 2017 will be included in this plan.

Annual retirement benefits are calculated based on final average salary multiplied by a percentage that varies based on years of service; 2.2% for the first thirty years of service and 2.5% for years of service credit over 30. Final average salary is the average of the highest three years of salary.

Effective January 1, 2018, SERS cost-of-living adjustment (COLA) changed from a fixed 3% annual increase to one based on the Consumer Price Index (CPI-W) with a cap of 2.5% and a floor of 0%. SERS also has the authority to award or suspend the COLA, or to adjust the COLA above or below CPI-W. SERS suspended the COLA increases for 2018, 2019 and 2020 for current retirees, and confirmed their intent to implement a four-year waiting period for the start of a COLA for future retirees. For 2021, the COLA was 0.5%.

Funding Policy - Plan members are required to contribute 10% of their annual covered salary and the District is required to contribute 14% of annual covered payroll. The contribution requirements of plan members and employers are established and may be amended by the SERS' Retirement Board up to statutory maximum amounts of 10% for plan members and 14% for employers. The Retirement Board, acting with the advice of the actuary, allocates the employer contribution rate among four of the System's funds (Pension Trust Fund, Death Benefit Fund, Medicare B Fund, and Health Care Fund). For the fiscal year ended June 30, 2021, the allocation to pension, death benefits, and Medicare B was 14.0%.

The District's contractually required contribution to SERS was \$122,413 for fiscal year 2021. Of this amount, \$6,781 is reported as pension and postemployment benefits payable.

Plan Description - State Teachers Retirement System (STRS)

Plan Description - Licensed teachers participate in STRS, a cost-sharing multiple-employer public employee retirement system administered by STRS. STRS provides retirement and disability benefits to members and death and survivor benefits to beneficiaries. STRS issues a stand-alone financial report that includes financial statements, required supplementary information and detailed information about STRS' fiduciary net position. That report can be obtained by writing to STRS, 275 East Broad Street, Columbus, Ohio 43215-3771, by calling (888) 227-7877, or by visiting the STRS website at www.strsoh.org.

**MONROEVILLE LOCAL SCHOOL DISTRICT
HURON COUNTY, OHIO**

NOTES TO THE BASIC FINANCIAL STATEMENTS
FOR THE FISCAL YEAR ENDED JUNE 30, 2021

NOTE 15 - DEFINED BENEFIT PENSION PLANS - (Continued)

New members have a choice of three retirement plans: a Defined Benefit (DB) Plan, a Defined Contribution (DC) Plan and a Combined (CO) Plan. Benefits are established by Ohio Revised Code Chapter 3307. The DB Plan offers an annual retirement allowance based on final average salary multiplied by a percentage that varies based on years of service. Effective August 1, 2015, the calculation will be 2.2% of final average salary for the five highest years of earnings multiplied by all years of service. Effective July 1, 2017, the cost-of-living adjustment was reduced to zero. Members are eligible to retire at age 60 with five years of qualifying service credit, or age 55 with 28 years of service, or 33 years of service regardless of age. Eligibility changes will be phased in until August 1, 2026, when retirement eligibility for unreduced benefits will be five years of service credit and age 65, or 35 years of service credit and at least age 60.

The DC Plan allows members to place all of their member contributions and 9.53% of the 14% employer contributions into an investment account. Investment allocation decisions are determined by the member. The remaining 4.47% of the 14% employer rate is allocated to the defined benefit unfunded liability. A member is eligible to receive a retirement benefit at age 50 and termination of employment. The member may elect to receive a lifetime monthly annuity or a lump sum withdrawal.

The Combined Plan offers features of both the DB Plan and the DC Plan. In the Combined Plan, 12% of the 14% member rate goes to the DC Plan and the remaining 2% is applied to the DB Plan. Member contributions to the DC Plan are allocated among investment choices by the member, and contributions to the DB Plan from the employer and the member are used to fund the defined benefit payment at a reduced level from the regular DB Plan. The defined benefit portion of the Combined Plan payment is payable to a member on or after age 60 with five years of service. The defined contribution portion of the account may be taken as a lump sum payment or converted to a lifetime monthly annuity after termination of employment at age 50 and after termination of employment.

New members who choose the DC Plan or Combined Plan will have another opportunity to reselect a permanent plan during their fifth year of membership. Members may remain in the same plan or transfer to another STRS plan. The optional annuitization of a member's defined contribution account or the defined contribution portion of a member's Combined Plan account to a lifetime benefit results in STRS bearing the risk of investment gain or loss on the account. STRS has therefore included all three plan options as one defined benefit plan for GASB 68 reporting purposes.

A DB or Combined Plan member with five or more years of credited service who is determined to be disabled may qualify for a disability benefit. Eligible survivors of members who die before service retirement may qualify for monthly benefits. New members on or after July 1, 2013, must have at least ten years of qualifying service credit to apply for disability benefits. Members in the DC Plan who become disabled are entitled only to their account balance. If a member of the DC Plan dies before retirement benefits begin, the member's designated beneficiary is entitled to receive the member's account balance.

Funding Policy - Employer and member contribution rates are established by the State Teachers Retirement Board and limited by Chapter 3307 of the Ohio Revised Code. For fiscal year 2021, plan members were required to contribute 14% of their annual covered salary. The District was required to contribute 14%; the entire 14% was the portion used to fund pension obligations. The fiscal year 2021 contribution rates were equal to the statutory maximum rates.

The District's contractually required contribution to STRS was \$477,342 for fiscal year 2021. Of this amount, \$94,242 is reported as pension and postemployment benefits payable.

Pension Liabilities, Pension Expense, and Deferred Outflows of Resources and Deferred Inflows of Resources Related to Pensions

The net pension liability was measured as of June 30, 2020, and the total pension liability used to calculate the net pension liability was determined by an actuarial valuation as of that date. The District's proportion of the net pension liability was based on the District's share of contributions to the pension plan relative to the projected contributions of all participating entities.

**MONROEVILLE LOCAL SCHOOL DISTRICT
HURON COUNTY, OHIO**

NOTES TO THE BASIC FINANCIAL STATEMENTS
FOR THE FISCAL YEAR ENDED JUNE 30, 2021

NOTE 15 - DEFINED BENEFIT PENSION PLANS - (Continued)

Following is information related to the proportionate share and pension expense:

	<u>SERS</u>	<u>STRS</u>	<u>Total</u>
Proportion of the net pension liability prior measurement date	0.02678130%	0.02788181%	
Proportion of the net pension liability current measurement date	<u>0.02666230%</u>	<u>0.02720319%</u>	
Change in proportionate share	<u>-0.00011900%</u>	<u>-0.00067862%</u>	
Proportionate share of the net pension liability	\$ 1,763,501	\$ 6,582,204	\$ 8,345,705
Pension expense	\$ 154,472	\$ 765,210	\$ 919,682

At June 30, 2021, the District reported deferred outflows of resources and deferred inflows of resources related to pensions from the following sources:

	<u>SERS</u>	<u>STRS</u>	<u>Total</u>
Deferred outflows of resources			
Differences between expected and actual experience	\$ 3,425	\$ 14,770	\$ 18,195
Net difference between projected and actual earnings on pension plan investments	111,946	320,095	432,041
Changes of assumptions	-	353,338	353,338
Difference between employer contributions and proportionate share of contributions/ change in proportionate share	-	61,947	61,947
Contributions subsequent to the measurement date	<u>122,413</u>	<u>477,342</u>	<u>599,755</u>
Total deferred outflows of resources	<u>\$ 237,784</u>	<u>\$ 1,227,492</u>	<u>\$ 1,465,276</u>

	<u>SERS</u>	<u>STRS</u>	<u>Total</u>
Deferred inflows of resources			
Differences between expected and actual experience	\$ -	\$ 42,087	\$ 42,087
Difference between employer contributions and proportionate share of contributions/ change in proportionate share	<u>32,115</u>	<u>159,580</u>	<u>191,695</u>
Total deferred inflows of resources	<u>\$ 32,115</u>	<u>\$ 201,667</u>	<u>\$ 233,782</u>

\$599,755 reported as deferred outflows of resources related to pension resulting from District contributions subsequent to the measurement date will be recognized as a reduction of the net pension liability in the fiscal year ending June 30, 2022.

**MONROEVILLE LOCAL SCHOOL DISTRICT
HURON COUNTY, OHIO**

NOTES TO THE BASIC FINANCIAL STATEMENTS
FOR THE FISCAL YEAR ENDED JUNE 30, 2021

NOTE 15 - DEFINED BENEFIT PENSION PLANS - (Continued)

Other amounts reported as deferred outflows of resources and deferred inflows of resources related to pension will be recognized in pension expense as follows:

<u>Fiscal Year Ending June 30:</u>	<u>SERS</u>	<u>STRS</u>	<u>Total</u>
2022	\$ (30,496)	\$ 170,139	\$ 139,643
2023	32,042	94,740	126,782
2024	46,662	168,759	215,421
2025	35,048	114,842	149,890
2026	<u>-</u>	<u>3</u>	<u>3</u>
Total	<u>\$ 83,256</u>	<u>\$ 548,483</u>	<u>\$ 631,739</u>

Actuarial Assumptions - SERS

SERS' total pension liability was determined by their actuaries in accordance with GASB Statement No. 67, as part of their annual actuarial valuation for each defined benefit retirement plan. Actuarial valuations of an ongoing plan involve estimates of the value of reported amounts (e.g., salaries, credited service) and assumptions about the probability of occurrence of events far into the future (e.g., mortality, disabilities, retirements, employment termination). Actuarially determined amounts are subject to continual review and potential modifications, as actual results are compared with past expectations and new estimates are made about the future.

Projections of benefits for financial reporting purposes are based on the substantive plan (the plan as understood by the employers and plan members) and include the types of benefits provided at the time of each valuation and the historical pattern of sharing benefit costs between the employers and plan members to that point. The projection of benefits for financial reporting purposes does not explicitly incorporate the potential effects of legal or contractual funding limitations.

Actuarial calculations reflect a long-term perspective. For a newly hired employee, actuarial calculations will take into account the employee's entire career with the employer and also take into consideration the benefits, if any, paid to the employee after termination of employment until the death of the employee and any applicable contingent annuitant. In many cases actuarial calculations reflect several decades of service with the employer and the payment of benefits after termination.

Key methods and assumptions used in calculating the total pension liability in the latest actuarial valuation, prepared as of June 30, 2020, are presented below:

Wage inflation	3.00%
Future salary increases, including inflation	3.50% to 18.20%
COLA or ad hoc COLA	2.50%
Investment rate of return	7.50% net of investment expense, including inflation
Actuarial cost method	Entry age normal (level percent of payroll)

For 2020, the mortality rates were based on the RP-2014 Blue Collar Mortality Table with fully generational projection and a five-year age set-back for both males and females. Mortality among service retired members, and beneficiaries were based upon the RP-2014 Blue Collar Mortality Table with fully generational projection with Scale BB, 120% of male rates, and 110% of female rates. Mortality among disabled members was based upon the RP-2000 Disabled Mortality Table, 90% for male rates and 100% for female rates, set back five years is used for the period after disability retirement.

**MONROEVILLE LOCAL SCHOOL DISTRICT
HURON COUNTY, OHIO**

NOTES TO THE BASIC FINANCIAL STATEMENTS
FOR THE FISCAL YEAR ENDED JUNE 30, 2021

NOTE 15 - DEFINED BENEFIT PENSION PLANS - (Continued)

The most recent experience study was completed for the five year period ended June 30, 2015.

The long-term return expectation for the Pension Plan Investments has been determined using a building-block approach and assumes a time horizon, as defined in SERS' *Statement of Investment Policy*. A forecasted rate of inflation serves as the baseline for the return expectation. Various real return premiums over the baseline inflation rate have been established for each asset class. The long-term expected nominal rate of return has been determined by calculating a weighted average of the expected real return premiums for each asset class, adding the projected inflation rate, and adding the expected return from rebalancing uncorrelated asset classes.

The target allocation and best estimates of arithmetic real rates of return for each major asset class are summarized in the following table:

<u>Asset Class</u>	<u>Target Allocation</u>	<u>Long-Term Expected Real Rate of Return</u>
Cash	2.00 %	1.85 %
US Equity	22.50	5.75
International Equity	22.50	6.50
Fixed Income	19.00	2.85
Private Equity	12.00	7.60
Real Assets	17.00	6.60
Multi-Asset Strategies	5.00	6.65
Total	<u>100.00 %</u>	

Discount Rate - The total pension liability was calculated using the discount rate of 7.50%. The projection of cash flows used to determine the discount rate assumed the contributions from employers and from the members would be computed based on contribution requirements as stipulated by State statute. Projected inflows from investment earnings were calculated using the long-term assumed investment rate of return (7.50%). Based on those assumptions, the plan's fiduciary net position was projected to be available to make all future benefit payments of current plan members. Therefore, the long-term expected rate of return on pension plan investments was applied to all periods of projected benefits to determine the total pension liability.

Sensitivity of the District's Proportionate Share of the Net Pension Liability to Changes in the Discount Rate - Net pension liability is sensitive to changes in the discount rate, and to illustrate the potential impact the following table presents the net pension liability calculated using the discount rate of 7.50%, as well as what each plan's net pension liability would be if it were calculated using a discount rate that is one percentage point lower (6.50%), or one percentage point higher (8.50%) than the current rate.

	Current		
	<u>1% Decrease</u>	<u>Discount Rate</u>	<u>1% Increase</u>
District's proportionate share of the net pension liability	\$ 2,415,781	\$ 1,763,501	\$ 1,216,225

THIS SPACE INTENTIONALLY LEFT BLANK

**MONROEVILLE LOCAL SCHOOL DISTRICT
HURON COUNTY, OHIO**

NOTES TO THE BASIC FINANCIAL STATEMENTS
FOR THE FISCAL YEAR ENDED JUNE 30, 2021

NOTE 15 - DEFINED BENEFIT PENSION PLANS - (Continued)

Actuarial Assumptions - STRS

Key methods and assumptions used in the latest actuarial valuation, reflecting experience study results used in the July 1, 2020, actuarial valuation are presented below:

	July 1, 2020
Inflation	2.50%
Projected salary increases	12.50% at age 20 to 2.50% at age 65
Investment rate of return	7.45%, net of investment expenses, including inflation
Payroll increases	3.00%
Cost-of-living adjustments (COLA)	0.00%

For the July 1, 2020, actuarial valuation, post-retirement mortality rates for healthy retirees are based on the RP-2014 Annuitant Mortality Table with 50% of rates through age 69, 70% of rates between ages 70 and 79, 90% of rates between ages 80 and 84, and 100% of rates thereafter, projected forward generationally using mortality improvement scale MP-2016. Post-retirement disabled mortality rates are based on the RP-2014 Disabled Mortality Table with 90% of rates for males and 100% of rates for females, projected forward generationally using mortality improvement scale MP-2016. Pre-retirement mortality rates are based on RP-2014 Employee Mortality Table, projected forward generationally using mortality improvement scale MP-2016.

Actuarial assumptions used in the July 1, 2020 valuation are based on the results of an actuarial experience study for the period July 1, 2011 through June 30, 2016.

STRS Ohio's investment consultant develops an estimate range for the investment return assumption based on the target allocation adopted by the Retirement Board. The target allocation and long-term expected rate of return for each major asset class are summarized as follows:

Asset Class	Target Allocation	Long-Term Expected Real Rate of Return *
Domestic Equity	28.00 %	7.35 %
International Equity	23.00	7.55
Alternatives	17.00	7.09
Fixed Income	21.00	3.00
Real Estate	10.00	6.00
Liquidity Reserves	1.00	2.25
Total	100.00 %	

**10-Year geometric nominal returns, which include the real rate of return and inflation of 2.25% and does not include investment expenses. Over a 30-year period, STRS' investment consultant indicates that the above target allocations should generate a return above the actuarial rate of return, without net value added by management.

**MONROEVILLE LOCAL SCHOOL DISTRICT
HURON COUNTY, OHIO**

NOTES TO THE BASIC FINANCIAL STATEMENTS
FOR THE FISCAL YEAR ENDED JUNE 30, 2021

NOTE 15 - DEFINED BENEFIT PENSION PLANS - (Continued)

Discount Rate - The discount rate used to measure the total pension liability was 7.45% as of June 30, 2020. The projection of cash flows used to determine the discount rate assumes member and employer contributions will be made at the statutory contribution rates in accordance with rate increases described above. For this purpose, only employer contributions that are intended to fund benefits of current plan members and their beneficiaries are included. Projected employer contributions that are intended to fund the service costs of future plan members and their beneficiaries, as well as projected contributions from future plan members, are not included. Based on those assumptions, STRS' fiduciary net position was projected to be available to make all projected future benefit payments to current plan members as of June 30, 2020. Therefore, the long-term expected rate of return on pension plan investments of 7.45% was applied to all periods of projected benefit payment to determine the total pension liability as of June 30, 2020.

Sensitivity of the District's Proportionate Share of the Net Pension Liability to Changes in the Discount Rate - The following table presents the District's proportionate share of the net pension liability calculated using the current period discount rate assumption of 7.45%, as well as what the District's proportionate share of the net pension liability would be if it were calculated using a discount rate that is one-percentage-point lower (6.45%) or one-percentage-point higher (8.45%) than the current rate:

	1% Decrease	Current Discount Rate	1% Increase
District's proportionate share of the net pension liability	\$ 9,371,913	\$ 6,582,204	\$ 4,218,158

NOTE 16 - DEFINED BENEFIT OPEB PLANS

Net OPEB Liability (Asset)

See Note 15 for a description of the net OPEB liability (asset).

Plan Description - School Employees Retirement System (SERS)

Health Care Plan Description - The District contributes to the SERS Health Care Fund, administered by SERS for non-certificated retirees and their beneficiaries. For GASB 75 purposes, this plan is considered a cost-sharing other postemployment benefit (OPEB) plan. SERS' Health Care Plan provides healthcare benefits to eligible individuals receiving retirement, disability, and survivor benefits, and to their eligible dependents. Members who retire after June 1, 1986, need 10 years of service credit, exclusive of most types of purchased credit, to qualify to participate in SERS' health care coverage. In addition to age and service retirees, disability benefit recipients and beneficiaries who are receiving monthly benefits due to the death of a member or retiree, are eligible for SERS' health care coverage. Most retirees and dependents choosing SERS' health care coverage are over the age of 65 and therefore enrolled in a fully insured Medicare Advantage plan; however, SERS maintains a traditional, self-insured preferred provider organization for its non-Medicare retiree population. For both groups, SERS offers a self-insured prescription drug program. Health care is a benefit that is permitted, not mandated, by statute. The financial report of the Plan is included in the SERS Comprehensive Annual Financial Report which can be obtained on SERS' website at www.ohsers.org under Employers/Audit Resources.

Access to health care for retirees and beneficiaries is permitted in accordance with Section 3309 of the Ohio Revised Code. The Health Care Fund was established and is administered in accordance with Internal Revenue Code Section 105(e). SERS' Retirement Board reserves the right to change or discontinue any health plan or program. Active employee members do not contribute to the Health Care Plan. The SERS Retirement Board established the rules for the premiums paid by the retirees for health care coverage for themselves and their dependents or for their surviving beneficiaries. Premiums vary depending on the plan selected, qualified years of service, Medicare eligibility, and retirement status.

**MONROEVILLE LOCAL SCHOOL DISTRICT
HURON COUNTY, OHIO**

NOTES TO THE BASIC FINANCIAL STATEMENTS
FOR THE FISCAL YEAR ENDED JUNE 30, 2021

NOTE 16 - DEFINED BENEFIT OPEB PLANS - (Continued)

Funding Policy - State statute permits SERS to fund the health care benefits through employer contributions. Each year, after the allocation for statutorily required pensions and benefits, the Retirement Board may allocate the remainder of the employer contribution of 14% of covered payroll to the Health Care Fund in accordance with the funding policy. For the fiscal year ended June 30, 2021, SERS did not allocate any employer contributions to post-employment health care. An additional health care surcharge on employers is collected for employees earning less than an actuarially determined minimum compensation amount, pro-rated if less than a full year of service credit was earned. For fiscal year 2021, this amount was \$23,000. Statutes provide that no employer shall pay a health care surcharge greater than 2% of that employer's SERS-covered payroll; nor may SERS collect in aggregate more than 1.5% of the total statewide SERS-covered payroll for the health care surcharge. For fiscal year 2021, the District's surcharge obligation was \$16,624.

The surcharge added to the allocated portion of the 14% employer contribution rate is the total amount assigned to the Health Care Fund. The District's contractually required contribution to SERS was \$16,624 for fiscal year 2021. Of this amount, \$16,624 is reported as pension and postemployment benefits payable.

Plan Description - State Teachers Retirement System (STRS)

Plan Description – The State Teachers Retirement System of Ohio (STRS) administers a cost-sharing Health Plan administered for eligible retirees who participated in the defined benefit or combined pension plans offered by STRS. Ohio law authorizes STRS to offer this plan. Benefits include hospitalization, physicians' fees, prescription drugs and partial reimbursement of monthly Medicare Part B premiums. Medicare Part B premium reimbursements will be discontinued effective January 1, 2021. The Plan is included in the report of STRS which can be obtained by visiting www.strsoh.org or by calling (888) 227-7877.

Funding Policy - Ohio Revised Code Chapter 3307 authorizes STRS to offer the Plan and gives the Retirement Board discretionary authority over how much, if any, of the health care costs will be absorbed by STRS. Active employee members do not contribute to the Health Care Plan. Nearly all health care plan enrollees, for the most recent year, pay a portion of the health care costs in the form of a monthly premium. Under Ohio law, funding for post-employment health care may be deducted from employer contributions, currently 14% of covered payroll. For the fiscal year ended June 30, 2021, STRS did not allocate any employer contributions to post-employment health care.

OPEB Liabilities (Asset), OPEB Expense, and Deferred Outflows of Resources and Deferred Inflows of Resources Related to OPEB

The net OPEB liability (asset) was measured as of June 30, 2020, and the total OPEB liability (asset) used to calculate the net OPEB liability (asset) was determined by an actuarial valuation as of that date. The District's proportion of the net OPEB liability (asset) was based on the District's share of contributions to the respective retirement systems relative to the contributions of all participating entities.

THIS SPACE INTENTIONALLY LEFT BLANK

**MONROEVILLE LOCAL SCHOOL DISTRICT
HURON COUNTY, OHIO**

NOTES TO THE BASIC FINANCIAL STATEMENTS
FOR THE FISCAL YEAR ENDED JUNE 30, 2021

NOTE 16 - DEFINED BENEFIT OPEB PLANS - (Continued)

Following is information related to the proportionate share and OPEB expense:

	<u>SERS</u>	<u>STRS</u>	<u>Total</u>
Proportion of the net OPEB liability/asset prior measurement date	0.02744120%	0.02788181%	
Proportion of the net OPEB liability/asset current measurement date	<u>0.02773760%</u>	<u>0.02720319%</u>	
Change in proportionate share	<u>0.00029640%</u>	<u>-0.00067862%</u>	
Proportionate share of the net OPEB liability	\$ 602,829	\$ -	\$ 602,829
Proportionate share of the net OPEB (asset)	\$ -	\$ (478,096)	\$ (478,096)
OPEB expense	\$ (5,484)	\$ (32,053)	\$ (37,537)

At June 30, 2021, the District reported deferred outflows of resources and deferred inflows of resources related to OPEB from the following sources:

	<u>SERS</u>	<u>STRS</u>	<u>Total</u>
Deferred outflows of resources			
Differences between expected and actual experience	\$ 7,917	\$ 30,636	\$ 38,553
Net difference between projected and actual earnings on OPEB plan investments	6,791	16,756	23,547
Changes of assumptions	102,761	7,893	110,654
Difference between employer contributions and proportionate share of contributions/ change in proportionate share	32,362	5,689	38,051
Contributions subsequent to the measurement date	<u>16,624</u>	<u>-</u>	<u>16,624</u>
Total deferred outflows of resources	<u>\$ 166,455</u>	<u>\$ 60,974</u>	<u>\$ 227,429</u>
	<u>SERS</u>	<u>STRS</u>	<u>Total</u>
Deferred inflows of resources			
Differences between expected and actual experience	\$ 306,579	\$ 95,229	\$ 401,808
Changes of assumptions	15,183	454,111	469,294
Difference between employer contributions and proportionate share of contributions/ change in proportionate share	<u>43,828</u>	<u>15,371</u>	<u>59,199</u>
Total deferred inflows of resources	<u>\$ 365,590</u>	<u>\$ 564,711</u>	<u>\$ 930,301</u>

\$16,624 reported as deferred outflows of resources related to OPEB resulting from District contributions subsequent to the measurement date will be recognized as a reduction of the net OPEB liability (asset) in the fiscal year ending June 30, 2022.

**MONROEVILLE LOCAL SCHOOL DISTRICT
HURON COUNTY, OHIO**

NOTES TO THE BASIC FINANCIAL STATEMENTS
FOR THE FISCAL YEAR ENDED JUNE 30, 2021

NOTE 16 - DEFINED BENEFIT OPEB PLANS - (Continued)

Other amounts reported as deferred outflows of resources and deferred inflows of resources related to OPEB will be recognized in OPEB expense as follows:

Fiscal Year Ending June 30:	SERS	STRS	Total
2022	\$ (41,862)	\$ (127,083)	\$ (168,945)
2023	(41,373)	(115,741)	(157,114)
2024	(41,451)	(111,762)	(153,213)
2025	(45,713)	(104,492)	(150,205)
2026	(34,790)	(21,402)	(56,192)
Thereafter	(10,570)	(23,257)	(33,827)
Total	\$ (215,759)	\$ (503,737)	\$ (719,496)

Actuarial Assumptions - SERS

The total OPEB liability is determined by SERS' actuaries in accordance with GASB Statement No. 74, as part of their annual actuarial valuation for each retirement plan. Actuarial valuations of an ongoing plan involve estimates of the value of reported amounts (e.g., salaries, credited service) and assumptions about the probability of occurrence of events far into the future (e.g., mortality, disabilities, retirements, employment terminations). Actuarially determined amounts are subject to continual review and potential modifications, as actual results are compared with past expectations and new estimates are made about the future.

Projections of benefits for financial reporting purposes are based on the substantive plan (the plan as understood by the employers and plan members) and include the types of benefits provided at the time of each valuation and the historical pattern of sharing benefit costs between the employers and plan members to that point. The projection of benefits for financial reporting purposes does not explicitly incorporate the potential effects of legal or contractual funding limitations.

Actuarial calculations reflect a long-term perspective. For a newly hired employee, actuarial calculations will take into account the employee's entire career with the employer and also take into consideration the benefits, if any, paid to the employee after termination of employment until the death of the employee and any applicable contingent annuitant. In many cases, actuarial calculations reflect several decades of service with the employer and the payment of benefits after termination.

THIS SPACE INTENTIONALLY LEFT BLANK

**MONROEVILLE LOCAL SCHOOL DISTRICT
HURON COUNTY, OHIO**

NOTES TO THE BASIC FINANCIAL STATEMENTS
FOR THE FISCAL YEAR ENDED JUNE 30, 2021

NOTE 16 - DEFINED BENEFIT OPEB PLANS - (Continued)

Key methods and assumptions used in calculating the total OPEB liability in the latest actuarial valuation date of June 30, 2020 are presented below:

Wage inflation	3.00%
Future salary increases, including inflation	3.50% to 18.20%
Investment rate of return	7.50% net of investment expense, including inflation
Municipal bond index rate:	
Measurement date	2.45%
Prior measurement date	3.13%
Single equivalent interest rate, net of plan investment expense, including price inflation:	
Measurement date	2.63%
Prior measurement date	3.22%
Medical trend assumption:	
Measurement date	
Medicare	5.25 to 4.75%
Pre-Medicare	7.00 to 4.75%
Prior measurement date	
Medicare	5.25 to 4.75%
Pre-Medicare	7.00 to 4.75%

Mortality rates were based on the RP-2014 Blue Collar Mortality Table with fully generational projection and Scale BB, 120% of male rates and 110% of female rates. RP-2000 Disabled Mortality Table with 90% for male rates and 100% for female rates set back five years.

The most recent experience study was completed for the five year period ended June 30, 2015.

The long-term expected rate of return on plan assets is reviewed as part of the actuarial five-year experience study. The most recent study covers fiscal years 2010 through 2015, and was adopted by the Board on April 21, 2016. Several factors are considered in evaluating the long-term rate of return assumption including long-term historical data, estimates inherent in current market data, and a log-normal distribution analysis in which best-estimate ranges of expected future real rates of return were developed by the investment consultant for each major asset class. These ranges were combined to produce the long-term expected rate of return, 7.50%, by weighting the expected future real rates of return by the target asset allocation percentage and then adding expected inflation. The capital market assumptions developed by the investment consultant are intended for use over a 10-year horizon and may not be useful in setting the long-term rate of return for funding pension plans which covers a longer timeframe. The assumption is intended to be a long-term assumption and is not expected to change absent a significant change in the asset allocation, a change in the inflation assumption, or a fundamental change in the market that alters expected returns in future years.

THIS SPACE INTENTIONALLY LEFT BLANK

**MONROEVILLE LOCAL SCHOOL DISTRICT
HURON COUNTY, OHIO**

NOTES TO THE BASIC FINANCIAL STATEMENTS
FOR THE FISCAL YEAR ENDED JUNE 30, 2021

NOTE 16 - DEFINED BENEFIT OPEB PLANS - (Continued)

The target asset allocation and best estimates of arithmetic real rates of return for each major asset class, as used in the June 30, 2015 five-year experience study, are summarized as follows:

Asset Class	Target Allocation	Long-Term Expected Real Rate of Return
Cash	2.00 %	1.85 %
US Equity	22.50	5.75
International Equity	22.50	6.50
Fixed Income	19.00	2.85
Private Equity	12.00	7.60
Real Assets	17.00	6.60
Multi-Asset Strategies	5.00	6.65
Total	<u>100.00 %</u>	

Discount Rate - The discount rate used to measure the total OPEB liability at June 30, 2020 was 2.63%. The discount rate used to measure total OPEB liability prior to June 30, 2019 was 3.22%. The projection of cash flows used to determine the discount rate assumed that contributions will be made from members and the System at the state statute contribution rate of 2.00% of projected covered employee payroll each year, which includes a 1.50% payroll surcharge and 0.50% of contributions from the basic benefits plan. Based on these assumptions, the OPEB plan's fiduciary net position was projected to become insufficient to make future benefit payments during the fiscal year ending June 30, 2025. Therefore, the long-term expected rate of return on OPEB plan assets was used to present value the projected benefit payments through the fiscal year ending June 30, 2024 and the Fidelity General Obligation 20-year Municipal Bond Index rate of 2.45%, as of June 30, 2020 (i.e. municipal bond rate), was used to present value the projected benefit payments for the remaining years in the projection. A municipal bond rate of 3.13% was used as of June 30, 2019. The total present value of projected benefit payments from all years was then used to determine the single rate of return that was used as the discount rate. The projection of future benefit payments for all current plan members was until the benefit payments ran out.

Sensitivity of the District's Proportionate Share of the Net OPEB Liability to Changes in the Discount Rate and Changes in the Health Care Cost Trend Rates - The net OPEB liability is sensitive to changes in the discount rate and the health care cost trend rate. The following table presents the net OPEB liability of SERS, what SERS' net OPEB liability would be if it were calculated using a discount rate that is 1 percentage point lower (1.63%) and higher (3.63%) than the current discount rate (2.63%). Also shown is what SERS' net OPEB liability would be based on health care cost trend rates that are 1 percentage point lower (6.00% decreasing to 3.75%) and higher (8.00% decreasing to 5.75%) than the current rate (7.00% decreasing to 4.75%).

	1% Decrease	Current Discount Rate	1% Increase
	District's proportionate share of the net OPEB liability	\$ 737,848	\$ 602,829

	1% Decrease	Current Trend Rate	1% Increase
	District's proportionate share of the net OPEB liability	\$ 474,682	\$ 602,829

**MONROEVILLE LOCAL SCHOOL DISTRICT
HURON COUNTY, OHIO**

NOTES TO THE BASIC FINANCIAL STATEMENTS
FOR THE FISCAL YEAR ENDED JUNE 30, 2021

NOTE 16 - DEFINED BENEFIT OPEB PLANS - (Continued)

Actuarial Assumptions - STRS

Key methods and assumptions used in the latest actuarial valuation, reflecting experience study results used in the July 1, 2020, actuarial valuation, compared with July 1, 2019, are presented below:

	July 1, 2020		July 1, 2019	
	Initial	Ultimate	Initial	Ultimate
Inflation	2.50%		2.50%	
Projected salary increases	12.50% at age 20 to 2.50% at age 65		12.50% at age 20 to 2.50% at age 65	
Investment rate of return	7.45%, net of investment expenses, including inflation		7.45%, net of investment expenses, including inflation	
Payroll increases	3.00%		3.00%	
Cost-of-living adjustments (COLA)	0.00%		0.00%	
Discount rate of return	7.45%		7.45%	
Blended discount rate of return	N/A		N/A	
Health care cost trends				
Medical				
Pre-Medicare	5.00%	4.00%	5.87%	4.00%
Medicare	-6.69%	4.00%	4.93%	4.00%
Prescription Drug				
Pre-Medicare	6.50%	4.00%	7.73%	4.00%
Medicare	11.87%	4.00%	9.62%	4.00%

Projections of benefits include the historical pattern of sharing benefit costs between the employers and retired plan members.

For healthy retirees the mortality rates are based on the RP-2014 Annuitant Mortality Table with 50% of rates through age 69, 70% of rates between ages 70 and 79, 90% of rates between ages 80 and 84, and 100% of rates thereafter, projected forward generationally using mortality improvement scale MP-2016. For disabled retirees, mortality rates are based on the RP-2014 Disabled Mortality Table with 90% of rates for males and 100% of rates for females, projected forward generationally using mortality improvement scale MP-2016.

Actuarial assumptions used in the June 30, 2020 valuation are based on the results of an actuarial experience study for the period July 1, 2011 through June 30, 2016.

Assumption Changes Since the Prior Measurement Date - There were no changes in assumptions since the prior measurement date of June 30, 2019.

Benefit Term Changes Since the Prior Measurement Date - There was no change to the claims costs process. Claim curves were updated to reflect the projected fiscal year end 2021 premium based on June 30, 2020 enrollment distribution. The non-Medicare subsidy percentage was increased effective January 1, 2021 from 1.984% to 2.055% per year of service. The non-Medicare frozen subsidy base premium was increased effective January 1, 2021. The Medicare subsidy percentages were adjusted effective January 1, 2021 to 2.1% for the AMA Medicare plan. The Medicare Part B monthly reimbursement elimination date was postponed indefinitely.

**MONROEVILLE LOCAL SCHOOL DISTRICT
HURON COUNTY, OHIO**

NOTES TO THE BASIC FINANCIAL STATEMENTS
FOR THE FISCAL YEAR ENDED JUNE 30, 2021

NOTE 16 - DEFINED BENEFIT OPEB PLANS - (Continued)

STRS' investment consultant develops an estimate range for the investment return assumption based on the target allocation adopted by the Retirement Board. The target allocation and long-term expected rate of return for each major asset class are summarized as follows:

Asset Class	Target Allocation	Long-Term Expected Real Rate of Return *
Domestic Equity	28.00 %	7.35 %
International Equity	23.00	7.55
Alternatives	17.00	7.09
Fixed Income	21.00	3.00
Real Estate	10.00	6.00
Liquidity Reserves	1.00	2.25
Total	<u>100.00 %</u>	

**10-Year geometric nominal returns, which include the real rate of return and inflation of 2.25% and does not include investment expenses. Over a 30-year period, STRS' investment consultant indicates that the above target allocations should generate a return above the actuarial rate of return, without net value added by management.

Discount Rate - The discount rate used to measure the total OPEB (asset) was 7.45% as of June 30, 2020. The projection of cash flows used to determine the discount rate assumes STRS Ohio continues to allocate no employer contributions to the health care fund. Based on these assumptions, the OPEB plan's fiduciary net position was projected to be available to make all projected future benefit payments to current plan members. Therefore, the long-term expected rate of return on health care plan investments of 7.45% was used to measure the total OPEB asset as of June 30, 2020.

Sensitivity of the District's Proportionate Share of the Net OPEB (Asset) to Changes in the Discount and Health Care Cost Trend Rate - The following table represents the net OPEB (asset) as of June 30, 2020, calculated using the current period discount rate assumption of 7.45%, as well as what the net OPEB (asset) would be if it were calculated using a discount rate that is one percentage point lower (6.45%) or one percentage point higher (8.45%) than the current assumption. Also shown is the net OPEB (asset) as if it were calculated using health care cost trend rates that are one percentage point lower or one percentage point higher than the current health care cost trend rates.

	Current		
	1% Decrease	Discount Rate	1% Increase
District's proportionate share of the net OPEB (asset)	\$ (415,974)	\$ (478,096)	\$ (530,803)
	Current		
	1% Decrease	Trend Rate	1% Increase
District's proportionate share of the net OPEB (asset)	\$ (527,532)	\$ (478,096)	\$ (417,875)

NOTE 17 - BUDGETARY BASIS OF ACCOUNTING

While reporting financial position, results of operations, and changes in fund balance on the basis of accounting principles generally accepted in the United States of America (GAAP), the budgetary basis as provided by law is based upon accounting for certain transactions on a basis of cash receipts and disbursements.

**MONROEVILLE LOCAL SCHOOL DISTRICT
HURON COUNTY, OHIO**

NOTES TO THE BASIC FINANCIAL STATEMENTS
FOR THE FISCAL YEAR ENDED JUNE 30, 2021

NOTE 17 - BUDGETARY BASIS OF ACCOUNTING - (Continued)

The statement of revenue, expenditures and changes in fund balance - budget and actual (non-GAAP budgetary basis) presented for the general fund is presented on the budgetary basis to provide a meaningful comparison of actual results with the budget. The major differences between the budget basis and the GAAP basis are that:

- (a) Revenues and other financing sources are recorded when received in cash (budget basis) as opposed to when susceptible to accrual (GAAP basis);
- (b) Expenditures and other financing uses are recorded when paid in cash (budget basis) as opposed to when the liability is incurred (GAAP basis);
- (c) In order to determine compliance with Ohio law, and to reserve that portion of the applicable appropriation, total outstanding encumbrances (budget basis) are recorded as the equivalent of an expenditure, as opposed to assigned or committed fund balance for that portion of outstanding encumbrances not already recognized as an account payable (GAAP basis);
- (d) Advances-in and advances-out are operating transactions (budget basis) as opposed to balance sheet transactions (GAAP basis); and,
- (e) Some funds are included in the general fund (GAAP basis) but have separate legally adopted budgets (budget basis).

The adjustments necessary to convert the results of operations for the fiscal year on the budget basis to the GAAP basis for the general fund is as follows:

Net Change in Fund Balance

	<u>General fund</u>
Budget basis	\$ 1,018,340
Net adjustment for revenue accruals	147,130
Net adjustment for expenditure accruals	(30,536)
Net adjustment for other sources/uses	(20,710)
Funds budgeted elsewhere **	16,587
Adjustment for encumbrances	53,380
GAAP basis	<u>\$ 1,184,191</u>

** Certain funds that are legally budgeted in separate special revenue funds are considered part of the general fund on a GAAP basis. These include the public school support fund and the unclaimed monies fund.

NOTE 18 - CONTINGENCIES

A. Grants

The District receives significant financial assistance from numerous federal, state and local agencies in the form of grants. The disbursement of funds received under these programs generally requires compliance with terms and conditions specified in the grant agreements and are subject to audit by the grantor agencies. Any disallowed claims resulting from such audits could become a liability of the District. However, in the opinion of management, any such disallowed claims will not have a material effect on the financial position of the District.

B. Litigation

The District is not party to legal proceedings which, in the opinion of District management, will have a material effect, if any, on the financial condition of the District.

**MONROEVILLE LOCAL SCHOOL DISTRICT
HURON COUNTY, OHIO**

NOTES TO THE BASIC FINANCIAL STATEMENTS
FOR THE FISCAL YEAR ENDED JUNE 30, 2021

NOTE 18 - CONTINGENCIES - (Continued)

C. Foundation Funding

Foundation funding is based on the annualized full-time equivalent (FTE) enrollment of each student. Traditional districts must comply with minimum hours of instruction, instead of a minimum number of school days each year. The funding formula the Ohio Department of Education (ODE) is legislatively required to follow will continue to adjust as enrollment information is updated by the District, which can extend past the fiscal year-end. As a result of the final fiscal year 2021 FTE reviews, an immaterial intergovernmental payable was due to ODE from the District.

NOTE 19 - SET-ASIDES

The District is required by State law to annually set-aside certain general fund revenue amounts, as defined by statutory formula, for the acquisition and construction of capital improvements. Amounts not spent by the end of the fiscal year or offset by similarly restricted resources received during the fiscal year must be held in cash at fiscal year-end. This amount must be carried forward to be used for the same purpose in future years. Expenditures exceeding the set-aside requirement may not be carried forward to the next fiscal year.

The following cash-basis information describes the change in the fiscal year-end set-aside amount for capital improvements. Disclosure of this information is required by State statute.

	<u>Capital Improvements</u>
Set-aside balance June 30, 2020	\$ -
Current year set-aside requirement	101,709
Current year offsets	(91,923)
Prior year offset from bond proceeds	<u>(9,786)</u>
Total	<u>\$ -</u>
Balance carried forward to fiscal year 2022	<u>\$ -</u>
Set-aside balance June 30, 2021	<u>\$ -</u>

In addition to the above statutory set-asides, the District also has \$3,696 in monies restricted for school bus purchases.

During fiscal year 2013, the District issued \$4,195,000 in capital related general obligation bonds. These proceeds may be used to reduce the capital acquisition set-aside to zero in future years. The District is responsible for tracking the amount of bond proceeds that may be used as an offset in future periods, which was \$4,056,314 at June 30, 2021.

THIS SPACE INTENTIONALLY LEFT BLANK

**MONROEVILLE LOCAL SCHOOL DISTRICT
HURON COUNTY, OHIO**

NOTES TO THE BASIC FINANCIAL STATEMENTS
FOR THE FISCAL YEAR ENDED JUNE 30, 2021

NOTE 20 - OTHER COMMITMENTS

The District utilizes encumbrance accounting as part of its budgetary controls. Encumbrances outstanding at fiscal year-end may be reported as part of restricted, committed, or assigned classifications of fund balance. At fiscal year end, the District's commitments for encumbrances (less amounts already included in payables) in the governmental funds were as follows:

Fund	Fiscal Year-End Encumbrances
General fund	\$ 53,380
Nonmajor governmental funds	189,349
Total	\$ 242,729

NOTE 21 - COVID-19

The United States and the State of Ohio declared a state of emergency in March of 2020 due to the COVID-19 pandemic. Ohio's state of emergency ended in June of 2021 while the national state of emergency continues. The financial impact of COVID-19 and the continuing emergency measures may impact subsequent periods of the District. The District's investment portfolio and the investments of the pension and other employee benefit plans in which the District participates fluctuate with market conditions, and due to market volatility, the amount of gains or losses that will be recognized in subsequent periods, if any, cannot be determined. In addition, the impact on the District's future operating costs, revenues, and any recovery from emergency funding, either federal or state, cannot be estimated. During fiscal year 2021, the District received Coronavirus Aid, Relief, and Economic Security (CARES) Act funding. Additional funding has been made available through the Consolidated Appropriations Act, 2021, passed by Congress on December 21, 2020 and/or the American Rescue Plan Act, passed by Congress on March 11, 2021.

NOTE 22 - SUBSEQUENT EVENT

For fiscal year 2022, District foundation funding received from the State of Ohio will be funded using a direct funding model. Under this new model, community school, STEM school, scholarship, and open enrollment funding will be directly funded by the State of Ohio to the respective educating schools. For fiscal year 2021 and prior, the amounts related to students who were residents of the District were funded to the District who, in turn, made the payment to the educating school. For fiscal year 2021, the District reported \$603,302 in revenues and expenditures/expenses related to these programs. Also, during fiscal year 2021, the District reported \$745,438 in tuition and fees from the resident school districts which will be direct funded to the District as the educating entity in fiscal year 2022. This new funding system calculates a unique base cost and a unique "per-pupil local capacity amount" for each District. The District's state core foundation funding is then calculated. Any change in funding will be subject to a phase in percentage of 16.67 percent for fiscal year 2022 and 33.33 percent for fiscal year 2023.

This page intentionally left blank.

**MONROEVILLE LOCAL SCHOOL DISTRICT
HURON COUNTY, OHIO**

SCHEDULES OF REQUIRED SUPPLEMENTARY INFORMATION

SCHEDULE OF THE DISTRICT'S PROPORTIONATE SHARE OF
THE NET PENSION LIABILITY
SCHOOL EMPLOYEES RETIREMENT SYSTEM (SERS) OF OHIO

LAST EIGHT FISCAL YEARS

	<u>2021</u>	<u>2020</u>	<u>2019</u>	<u>2018</u>
District's proportion of the net pension liability	0.02666230%	0.02678130%	0.02924540%	0.02705660%
District's proportionate share of the net pension liability	\$ 1,763,501	\$ 1,602,372	\$ 1,674,938	\$ 1,616,572
District's covered payroll	\$ 931,843	\$ 882,733	\$ 955,778	\$ 822,400
District's proportionate share of the net pension liability as a percentage of its covered payroll	189.25%	181.52%	175.24%	196.57%
Plan fiduciary net position as a percentage of the total pension liability	68.55%	70.85%	71.36%	69.50%

Note: Information prior to 2014 was unavailable. Schedule is intended to show information for 10 years. Additional years will be displayed as they become available.

Amounts presented for each fiscal year were determined as of the District's measurement date which is the prior year-end.

SEE ACCOMPANYING NOTES TO THE REQUIRED SUPPLEMENTARY INFORMATION

2017	2016	2015	2014
0.02814710%	0.02991180%	0.02762400%	0.02762400%
\$ 2,060,108	\$ 1,706,796	\$ 1,398,035	\$ 1,642,711
\$ 849,036	\$ 900,501	\$ 802,691	\$ 850,361
242.64%	189.54%	174.17%	193.18%
62.98%	69.16%	71.70%	65.52%

**MONROEVILLE LOCAL SCHOOL DISTRICT
HURON COUNTY, OHIO**

SCHEDULES OF REQUIRED SUPPLEMENTARY INFORMATION

SCHEDULE OF THE DISTRICT'S PROPORTIONATE SHARE OF
THE NET PENSION LIABILITY
STATE TEACHERS RETIREMENT SYSTEM (STRS) OF OHIO

LAST EIGHT FISCAL YEARS

	<u>2021</u>	<u>2020</u>	<u>2019</u>	<u>2018</u>
District's proportion of the net pension liability	0.02720319%	0.02788181%	0.02729568%	0.02717466%
District's proportionate share of the net pension liability	\$ 6,582,204	\$ 6,165,895	\$ 6,001,707	\$ 6,455,399
District's covered payroll	\$ 3,297,379	\$ 3,244,264	\$ 3,152,657	\$ 2,990,779
District's proportionate share of the net pension liability as a percentage of its covered payroll	199.62%	190.06%	190.37%	215.84%
Plan fiduciary net position as a percentage of the total pension liability	75.48%	77.40%	77.31%	75.30%

Note: Information prior to 2014 was unavailable. Schedule is intended to show information for 10 years. Additional years will be displayed as they become available.

Amounts presented for each fiscal year were determined as of the District's measurement date which is the prior year-end.

SEE ACCOMPANYING NOTES TO THE REQUIRED SUPPLEMENTARY INFORMATION

2017	2016	2015	2014
0.02780390%	0.02816661%	0.02850730%	0.02850730%
\$ 9,306,803	\$ 7,784,427	\$ 6,933,962	\$ 8,259,690
\$ 2,962,793	\$ 2,938,714	\$ 2,912,654	\$ 3,052,269
314.12%	264.89%	238.06%	270.61%
66.80%	72.10%	74.70%	69.30%

**MONROEVILLE LOCAL SCHOOL DISTRICT
HURON COUNTY, OHIO**

SCHEDULES OF REQUIRED SUPPLEMENTARY INFORMATION

SCHEDULE OF DISTRICT PENSION CONTRIBUTIONS
SCHOOL EMPLOYEES RETIREMENT SYSTEM (SERS) OF OHIO

LAST TEN FISCAL YEARS

	<u>2021</u>	<u>2020</u>	<u>2019</u>	<u>2018</u>
Contractually required contribution	\$ 122,413	\$ 130,458	\$ 119,169	\$ 129,030
Contributions in relation to the contractually required contribution	<u>(122,413)</u>	<u>(130,458)</u>	<u>(119,169)</u>	<u>(129,030)</u>
Contribution deficiency (excess)	<u>\$ -</u>	<u>\$ -</u>	<u>\$ -</u>	<u>\$ -</u>
District's covered payroll	\$ 874,379	\$ 931,843	\$ 882,733	\$ 955,778
Contributions as a percentage of covered payroll	14.00%	14.00%	13.50%	13.50%

SEE ACCOMPANYING NOTES TO THE REQUIRED SUPPLEMENTARY INFORMATION

<u>2017</u>	<u>2016</u>	<u>2015</u>	<u>2014</u>	<u>2013</u>	<u>2012</u>
\$ 115,136	\$ 118,865	\$ 118,686	\$ 111,253	\$ 117,690	\$ 108,184
<u>(115,136)</u>	<u>(118,865)</u>	<u>(118,686)</u>	<u>(111,253)</u>	<u>(117,690)</u>	<u>(108,184)</u>
<u>\$ -</u>	<u>\$ -</u>	<u>\$ -</u>	<u>\$ -</u>	<u>\$ -</u>	<u>\$ -</u>
\$ 822,400	\$ 849,036	\$ 900,501	\$ 802,691	\$ 850,361	\$ 804,342
14.00%	14.00%	13.18%	13.86%	13.84%	13.45%

**MONROEVILLE LOCAL SCHOOL DISTRICT
HURON COUNTY, OHIO**

SCHEDULES OF REQUIRED SUPPLEMENTARY INFORMATION

SCHEDULE OF DISTRICT PENSION CONTRIBUTIONS
STATE TEACHERS RETIREMENT SYSTEM (STRS) OF OHIO

LAST TEN FISCAL YEARS

	2021	2020	2019	2018
Contractually required contribution	\$ 477,342	\$ 461,633	\$ 454,197	\$ 441,372
Contributions in relation to the contractually required contribution	(477,342)	(461,633)	(454,197)	(441,372)
Contribution deficiency (excess)	\$ -	\$ -	\$ -	\$ -
District's covered payroll	\$ 3,409,586	\$ 3,297,379	\$ 3,244,264	\$ 3,152,657
Contributions as a percentage of covered payroll	14.00%	14.00%	14.00%	14.00%

SEE ACCOMPANYING NOTES TO THE REQUIRED SUPPLEMENTARY INFORMATION

<u>2017</u>	<u>2016</u>	<u>2015</u>	<u>2014</u>	<u>2013</u>	<u>2012</u>
\$ 418,709	\$ 414,791	\$ 411,420	\$ 378,645	\$ 396,795	\$ 398,686
<u>(418,709)</u>	<u>(414,791)</u>	<u>(411,420)</u>	<u>(378,645)</u>	<u>(396,795)</u>	<u>(398,686)</u>
<u>\$ -</u>	<u>\$ -</u>	<u>\$ -</u>	<u>\$ -</u>	<u>\$ -</u>	<u>\$ -</u>
\$ 2,990,779	\$ 2,962,793	\$ 2,938,714	\$ 2,912,654	\$ 3,052,269	\$ 3,066,815
14.00%	14.00%	14.00%	13.00%	13.00%	13.00%

**MONROEVILLE LOCAL SCHOOL DISTRICT
HURON COUNTY, OHIO**

SCHEDULES OF REQUIRED SUPPLEMENTARY INFORMATION

SCHEDULE OF THE DISTRICT'S PROPORTIONATE SHARE OF
THE NET OPEB LIABILITY
SCHOOL EMPLOYEES RETIREMENT SYSTEM (SERS) OF OHIO

LAST FIVE FISCAL YEARS

	<u>2021</u>	<u>2020</u>	<u>2019</u>	<u>2018</u>	<u>2017</u>
District's proportion of the net OPEB liability	0.02773760%	0.02744120%	0.02952180%	0.02738620%	0.02852342%
District's proportionate share of the net OPEB liability	\$ 602,829	\$ 690,088	\$ 819,014	\$ 734,974	\$ 813,023
District's covered payroll	\$ 931,843	\$ 882,733	\$ 955,778	\$ 822,400	\$ 849,036
District's proportionate share of the net OPEB liability as a percentage of its covered payroll	64.69%	78.18%	85.69%	89.37%	95.76%
Plan fiduciary net position as a percentage of the total OPEB liability	18.17%	15.57%	13.57%	12.46%	11.49%

Note: Information prior to 2017 was unavailable. Schedule is intended to show information for 10 years. Additional years will be displayed as they become available.

Amounts presented for each fiscal year were determined as of the District's measurement date which is the prior year-end.

SEE ACCOMPANYING NOTES TO THE REQUIRED SUPPLEMENTARY INFORMATION

**MONROEVILLE LOCAL SCHOOL DISTRICT
HURON COUNTY, OHIO**

SCHEDULES OF REQUIRED SUPPLEMENTARY INFORMATION

SCHEDULE OF THE DISTRICT'S PROPORTIONATE SHARE OF
THE NET OPEB LIABILITY (ASSET)
STATE TEACHERS RETIREMENT SYSTEM (STRS) OF OHIO

LAST FIVE FISCAL YEARS

	<u>2021</u>	<u>2020</u>	<u>2019</u>	<u>2018</u>	<u>2017</u>
District's proportion of the net OPEB liability/asset	0.02720319%	0.02788181%	0.02729568%	0.02717466%	0.02780390%
District's proportionate share of the net OPEB liability/(asset)	\$ (478,096)	\$ (461,790)	\$ (438,614)	\$ 1,060,255	\$ 1,486,960
District's covered payroll	\$ 3,297,379	\$ 3,244,264	\$ 3,152,657	\$ 2,990,779	\$ 2,962,793
District's proportionate share of the net OPEB liability/asset as a percentage of its covered payroll	14.50%	14.23%	13.91%	35.45%	50.19%
Plan fiduciary net position as a percentage of the total OPEB liability/asset	182.10%	174.70%	176.00%	47.10%	37.33%

Note: Information prior to 2017 was unavailable. Schedule is intended to show information for 10 years. Additional years will be displayed as they become available.

Amounts presented for each fiscal year were determined as of the District's measurement date which is the prior year-end.

SEE ACCOMPANYING NOTES TO THE REQUIRED SUPPLEMENTARY INFORMATION

**MONROEVILLE LOCAL SCHOOL DISTRICT
HURON COUNTY, OHIO**

SCHEDULES OF REQUIRED SUPPLEMENTARY INFORMATION

SCHEDULE OF DISTRICT OPEB CONTRIBUTIONS
SCHOOL EMPLOYEES RETIREMENT SYSTEM (SERS) OF OHIO

LAST TEN FISCAL YEARS

	<u>2021</u>	<u>2020</u>	<u>2019</u>	<u>2018</u>
Contractually required contribution	\$ 16,624	\$ 18,151	\$ 21,144	\$ 20,072
Contributions in relation to the contractually required contribution	<u>(16,624)</u>	<u>(18,151)</u>	<u>(21,144)</u>	<u>(20,072)</u>
Contribution deficiency (excess)	<u>\$ -</u>	<u>\$ -</u>	<u>\$ -</u>	<u>\$ -</u>
District's covered payroll	\$ 874,379	\$ 931,843	\$ 882,733	\$ 955,778
Contributions as a percentage of covered payroll	1.90%	1.95%	2.40%	2.10%

SEE ACCOMPANYING NOTES TO THE REQUIRED SUPPLEMENTARY INFORMATION

<u>2017</u>	<u>2016</u>	<u>2015</u>	<u>2014</u>	<u>2013</u>	<u>2012</u>
\$ 14,602	\$ 14,431	\$ 19,279	\$ 14,469	\$ 12,150	\$ 15,549
<u>(14,602)</u>	<u>(14,431)</u>	<u>(19,279)</u>	<u>(14,469)</u>	<u>(12,150)</u>	<u>(15,549)</u>
<u>\$ -</u>	<u>\$ -</u>	<u>\$ -</u>	<u>\$ -</u>	<u>\$ -</u>	<u>\$ -</u>
\$ 822,400	\$ 849,036	\$ 900,501	\$ 802,691	\$ 850,361	\$ 804,342
1.78%	1.70%	2.14%	1.80%	1.43%	1.93%

**MONROEVILLE LOCAL SCHOOL DISTRICT
HURON COUNTY, OHIO**

SCHEDULES OF REQUIRED SUPPLEMENTARY INFORMATION

SCHEDULE OF DISTRICT OPEB CONTRIBUTIONS
STATE TEACHERS RETIREMENT SYSTEM (STRS) OF OHIO

LAST TEN FISCAL YEARS

	<u>2021</u>	<u>2020</u>	<u>2019</u>	<u>2018</u>
Contractually required contribution	\$ -	\$ -	\$ -	\$ -
Contributions in relation to the contractually required contribution	-	-	-	-
Contribution deficiency (excess)	<u>\$ -</u>	<u>\$ -</u>	<u>\$ -</u>	<u>\$ -</u>
District's covered payroll	\$ 3,409,586	\$ 3,297,379	\$ 3,244,264	\$ 3,152,657
Contributions as a percentage of covered payroll	0.00%	0.00%	0.00%	0.00%

SEE ACCOMPANYING NOTES TO THE REQUIRED SUPPLEMENTARY INFORMATION

<u>2017</u>	<u>2016</u>	<u>2015</u>	<u>2014</u>	<u>2013</u>	<u>2012</u>
\$ -	\$ -	\$ -	\$ 30,952	\$ 30,523	\$ 30,668
-	-	-	(30,952)	(30,523)	(30,668)
<u>\$ -</u>	<u>\$ -</u>	<u>\$ -</u>	<u>\$ -</u>	<u>\$ -</u>	<u>\$ -</u>
\$ 2,990,779	\$ 2,962,793	\$ 2,938,714	\$ 2,912,654	\$ 3,052,269	\$ 3,066,815
0.00%	0.00%	0.00%	1.00%	1.00%	1.00%

**MONROEVILLE LOCAL SCHOOL DISTRICT
HURON COUNTY, OHIO**

NOTES TO THE REQUIRED SUPPLEMENTARY INFORMATION
FOR THE FISCAL YEAR ENDED JUNE 30, 2021

PENSION

SCHOOL EMPLOYEES RETIREMENT SYSTEM (SERS) OF OHIO

Changes in benefit terms: There were no changes in benefit terms from the amounts reported for fiscal years 2014-2017. For fiscal year 2018, SERS changed from a fixed 3% annual increase to a Cost of Living Adjustment (COLA) based on the changes in the Consumer Price Index (CPI-W), with a cap of 2.5% and a floor of 0%. There were no changes in benefit terms from the amounts previously reported for fiscal years 2019-2021.

Changes in assumptions: There were no changes in methods and assumptions used in the calculation of actuarial determined contributions for fiscal years 2014-2016. For fiscal year 2017, the following changes of assumptions affected the total pension liability since the prior measurement date: (a) the assumed rate of inflation was reduced from 3.25% to 3.00%, (b) payroll growth assumption was reduced from 4.00% to 3.50%, (c) assumed real wage growth was reduced from 0.75% to 0.50%, (d) rates of withdrawal, retirement and disability were updated to reflect recent experience, (e) mortality among active members was updated to RP-2014 Blue Collar Mortality Table with fully generational projection and a five year age set-back for both males and females, (f) mortality among service retired members and beneficiaries was updated to the following RP-2014 Blue Collar Mortality Table with fully generational projection with Scale BB, 120% of male rates and 110% of female rates, (g) mortality among disabled members was updated to RP-2000 Disabled Mortality Table, 90% for male rates and 100% for female rates, set back five years is used for the period after disability retirement and (h) the discount rate was reduced from 7.75% to 7.50%. There were no changes in methods and assumptions used in the calculation of actuarial determined contributions for fiscal years 2018-2021.

STATE TEACHERS RETIREMENT SYSTEM (STRS) OF OHIO

Changes in benefit terms: There were no changes in benefit terms from the amounts reported for fiscal years 2014-2017. For fiscal year 2018, STRS decreased the Cost of Living Adjustment (COLA) to zero. There were no changes in benefit terms from amounts previously reported for fiscal years 2019-2021.

Changes in assumptions: There were no changes in methods and assumptions used in the calculation of actuarial determined contributions for fiscal years 2014-2017. For fiscal year 2018, the following changes of assumption affected the total pension liability since the prior measurement date: (a) the long-term expected rate of return was reduced from 7.75% to 7.45%, (b) the inflation assumption was lowered from 2.75% to 2.50%, (c) the payroll growth assumption was lowered to 3.00%, (d) total salary increases rate was lowered by decreasing the merit component of the individual salary increases, in addition to a decrease of 0.25% due to lower inflation, (e) the healthy and disabled mortality assumptions were updated to the RP-2014 mortality tables with generational improvement scale MP-2016 and (f) rates of retirement, termination and disability were modified to better reflect anticipated future experience. There were no changes in methods and assumptions used in the calculation of actuarial determined contributions for fiscal years 2019-2021.

OTHER POSTEMPLOYMENT BENEFITS (OPEB)

SCHOOL EMPLOYEES RETIREMENT SYSTEM (SERS) OF OHIO

Changes in benefit terms: There were no changes in benefit terms from the amounts previously reported for fiscal years 2017-2021.

(Continued)

**MONROEVILLE LOCAL SCHOOL DISTRICT
HURON COUNTY, OHIO**

NOTES TO THE REQUIRED SUPPLEMENTARY INFORMATION (CONTINUED)
FOR THE FISCAL YEAR ENDED JUNE 30, 2021

OTHER POSTEMPLOYMENT BENEFITS (OPEB) (Continued)

Changes in assumptions: There were no changes in methods and assumptions used in the calculation of actuarial determined contributions for fiscal year 2017. For fiscal year 2018, the following changes of assumptions affected the total OPEB liability since the prior measurement date: (a) assumed rate of inflation was reduced from 3.25% to 3.00%, (b) payroll growth assumption was reduced from 4.00% to 3.50%, (c) assumed real wage growth was reduced from 0.75% to 0.50%, (d) rates of withdrawal, retirement, and disability were updated to reflect recent experience, (e) mortality among active members was updated to the following: RP-2014 Blue Collar Mortality Table with fully generational projection and a five-year age set-back for both males and females, (f) mortality among service retired members and beneficiaries was updated to the following: RP-2014 Blue Collar Mortality Table with fully generational projection with Scale BB, 120% of male rates, and 110% of female rates, (g) mortality among disabled members was updated to the following: RP-2000 Disabled Mortality Table, 90% for male rates and 100% for female rates, set back five years is used for the period after disability retirement, (h) the municipal bond index rate increased from 2.92% to 3.56% and (i) the single equivalent interest rate, net of plan investment expense, including price inflation increased from 2.98% to 3.63%. For fiscal year 2019, the following changes of assumptions affected the total OPEB liability since the prior measurement date: (a) the discount rate increased from 3.63% to 3.70%, (b) the health care cost trend rates for Medicare were changed from a range of 5.50%-5.00% to a range of 5.375%-4.75% and Pre-Medicare were changed from a range of 7.50%-5.00% to a range of 7.25%-4.75%, (c) the municipal bond index rate increased from 3.56% to 3.62% and (d) the single equivalent interest rate, net of plan investment expense, including price inflation increased from 3.63% to 3.70%. For fiscal year 2020, the following changes of assumptions affected the total OPEB liability since the prior measurement date: (a) the discount rate decreased from 3.70% to 3.22%, (b) the health care cost trend rates for Medicare were changed from a range of 5.375%-4.75% to a range of 5.25%-4.75% and Pre-Medicare were changed from a range of 7.25%-4.75% to a range of 7.00%-4.75%, (c) the municipal bond index rate decreased from 3.62% to 3.13% and (d) the single equivalent interest rate, net of plan investment expense, including price inflation decreased from 3.70% to 3.22%. For fiscal year 2021, the following changes of assumptions affected the total OPEB liability since the prior measurement date: (a) the discount rate decreased from 3.22% to 2.63% and (b) the municipal bond index rate decreased from 3.13% to 2.45%.

STATE TEACHERS RETIREMENT SYSTEM (STRS) OF OHIO

Changes in benefit terms: There were no changes in benefit terms from the amounts previously reported for fiscal year 2017. For fiscal year 2018, STRS reduced the subsidy multiplier for non-Medicare benefit recipients from 2.1% to 1.9% per year of service. Medicare Part B premium reimbursements were discontinued for certain survivors and beneficiaries and all remaining Medicare Part B premium reimbursements will be discontinued beginning January 2019. For fiscal year 2019, STRS increased the subsidy multiplier for non-Medicare benefit recipients from 1.9% to 1.944% per year of service effective January 1, 2019. The non-Medicare frozen subsidy base premium was increased January 1, 2019 and all remaining Medicare Part B premium reimbursements will be discontinued beginning January 1, 2020. For fiscal year 2020, STRS increased the subsidy percentage from 1.944% to 1.984% effective January 1, 2020. The Medicare subsidy percentages were adjusted effective January 1, 2021 to 2.1% for the Medicare plan. The Medicare Part B monthly reimbursement elimination date was postponed to January 1, 2021. For fiscal year 2021, the non-Medicare subsidy percentage was increased effective January 1, 2021 from 1.984% to 2.055% per year of service. The non-Medicare frozen subsidy base premium was increased effective January 1, 2021. The Medicare subsidy percentages were adjusted effective January 1, 2021 to 2.1% for the AMA Medicare plan. The Medicare Part B monthly reimbursement elimination date was postponed indefinitely.

Changes in assumptions: There were no changes in methods and assumptions used in the calculation of actuarial determined contributions for fiscal year 2017. For fiscal year 2018, the following changes of assumptions affected the total OPEB liability since the prior measurement date: (a) the discount rate was increased from 3.26% to 4.13% based on the methodology defined under GASB Statement No. 74, Financial Reporting for Postemployment Benefit Plans Other Than Pension Plans (OPEB), (b) the long term expected rate of return was reduced from 7.75% to 7.45%, (c) valuation year per capita health care costs were updated, and the salary scale was modified, (d) the percentage of future retirees electing each option was updated based on current data and the percentage of future disabled retirees and terminated vested participants electing health coverage were decreased and (e) the assumed mortality, disability, retirement, withdrawal and future health care cost trend rates were modified along with the portion of rebated prescription drug costs. For fiscal year 2019, the following changes of assumptions affected the total OPEB liability/asset since the prior measurement date: (a) the discount rate was increased from the blended rate of 4.13% to the long-term expected rate of return of 7.45% based on the methodology defined under GASB Statement No. 74, Financial Reporting for Postemployment Benefit Plans Other Than Pension Plans (OPEB) and (b) decrease in health care cost trend rates from 6.00%-11.00% initial; 4.50% ultimate down to Medical Pre-Medicare 6.00% and Medicare 5.00% initial; 4.00% ultimate and Prescription Drug Pre-Medicare 8.00% and Medicare (5.23%) initial; 4.00% ultimate. For fiscal year 2020, health care cost trend rates were changed to the following: medical pre-Medicare from 6.00% initial - 4.00% ultimate down to 5.87% initial - 4.00% ultimate; medical Medicare from 5.00% initial - 4.00% ultimate down to 4.93% initial - 4.00% ultimate; prescription drug pre-Medicare from 8.00% initial - 4.00% ultimate down to 7.73% initial - 4.00% ultimate and (5.23%) initial - 4.00% ultimate up to 9.62% initial - 4.00% ultimate. For fiscal year 2021, health care cost trend rates were changed to the following: medical pre-Medicare from 5.87% initial - 4.00% ultimate down to 5.00% initial - 4.00% ultimate; medical Medicare from 4.93% initial - 4.00% ultimate down to 9.62% initial - 4.00% ultimate up to 11.87% initial - 4.00% ultimate.

This page intentionally left blank.



88 East Broad Street
Columbus, Ohio 43215
ContactUs@ohioauditor.gov
(800) 282-0370

**INDEPENDENT AUDITOR'S REPORT ON INTERNAL CONTROL OVER
FINANCIAL REPORTING AND ON COMPLIANCE AND OTHER MATTERS
REQUIRED BY GOVERNMENT AUDITING STANDARDS**

Monroeville Local School District
Huron County
101 West Street
Monroeville, Ohio 44847

To the Board of Education:

We have audited, in accordance with auditing standards generally accepted in the United States and the Comptroller General of the United States' *Government Auditing Standards*, the financial statements of the governmental activities, the major fund, and the aggregate remaining fund information of Monroeville Local School District, Huron County, Ohio (the District) as of and for the year ended June 30, 2021, and the related notes to the financial statements, which collectively comprise the District's basic financial statements and have issued our report thereon dated April 26, 2022, wherein we noted the financial impact of COVID-19 and the continuing emergency measures which may impact subsequent periods of the District.

Internal Control Over Financial Reporting

As part of our financial statement audit, we considered the District's internal control over financial reporting (internal control) as a basis for designing audit procedures appropriate in the circumstances to the extent necessary to support our opinions on the financial statements, but not to the extent necessary to opine on the effectiveness of the District's internal control. Accordingly, we have not opined on it.

A *deficiency in internal control* exists when the design or operation of a control does not allow management or employees, when performing their assigned functions, to prevent, or detect and timely correct misstatements. A *material weakness* is a deficiency, or combination of internal control deficiencies resulting in a reasonable possibility that internal control will not prevent or detect and timely correct a material misstatement of the District's financial statements. A *significant deficiency* is a deficiency, or a combination of deficiencies, in internal control that is less severe than a material weakness, yet important enough to merit attention by those charged with governance.

Our consideration of internal control was for the limited purpose described in the first paragraph of this section and was not designed to identify all internal control deficiencies that might be material weaknesses or significant deficiencies. Given these limitations, we did not identify any deficiencies in internal control that we consider material weaknesses. However, unidentified material weaknesses may exist.

Compliance and Other Matters

As part of reasonably assuring whether the District's financial statements are free of material misstatement, we tested its compliance with certain provisions of laws, regulations, contracts, and grant agreements, noncompliance with which could directly and materially affect the financial statements. However, opining on compliance with those provisions was not an objective of our audit and accordingly, we do not express an opinion. The results of our tests disclosed no instances of noncompliance or other matters we must report under *Government Auditing Standards*.

Purpose of this Report

This report only describes the scope of our internal control and compliance testing and our testing results, and does not opine on the effectiveness of the District's internal control or on compliance. This report is an integral part of an audit performed under *Government Auditing Standards* in considering the District's internal control and compliance. Accordingly, this report is not suitable for any other purpose.



Keith Faber
Auditor of State
Columbus, Ohio

April 26, 2022



MONROEVILLE LOCAL SCHOOLS

101 West Street
Monroeville, OH 44847

Phone: 419-465-2610
Fax: 419-465-4263
www.monroevilleschools.org

SUMMARY SCHEDULE OF PRIOR AUDIT FINDINGS JUNE 30, 2021

Finding Number	Finding Summary	Status	Additional Information
2020-001	Ohio Rev. Code § 5705.10(E) and material weakness for posting of loan proceeds and corresponding expenditures in the inappropriate funds.	Fully corrected.	N/A
2020-002	Material weakness for errors in financial reporting.	Partially corrected and reissued as part of the Management Letter.	The matter communicated as part of Finding 2020-002 was corrected during the current audit. However, additional errors not previously communicated as part of Finding 2020-002 were noted. These errors occurred due to deficiencies in the District's internal controls over financial reporting. The Treasurer will work with the GAAP conversion firm to monitor and ensure proper reporting.

This page intentionally left blank.

OHIO AUDITOR OF STATE KEITH FABER



MONROEVILLE LOCAL SCHOOL DISTRICT

HURON COUNTY

AUDITOR OF STATE OF OHIO CERTIFICATION

This is a true and correct copy of the report, which is required to be filed pursuant to Section 117.26, Revised Code, and which is filed in the Office of the Ohio Auditor of State in Columbus, Ohio.



Certified for Release 5/12/2022

88 East Broad Street, Columbus, Ohio 43215
Phone: 614-466-4514 or 800-282-0370

This report is a matter of public record and is available online at
www.ohioauditor.gov