

**SOUTH CENTRAL LOCAL
SCHOOL DISTRICT**
HURON COUNTY, OHIO

SINGLE AUDIT

**FOR THE FISCAL YEAR ENDED
JUNE 30, 2021**



88 East Broad Street
Columbus, Ohio 43215
IPARepor@ohioauditor.gov
(800) 282-0370

Board of Education
South Central Local School District
3305 Greenwich Angling Road
Greenwich, Ohio 44837

We have reviewed the *Independent Auditor's Report* of the South Central Local School District, Huron County, prepared by Julian & Grube, Inc., for the audit period July 1, 2020 through June 30, 2021. Based upon this review, we have accepted these reports in lieu of the audit required by Section 117.11, Revised Code. The Auditor of State did not audit the accompanying financial statements and, accordingly, we are unable to express, and do not express an opinion on them.

Our review was made in reference to the applicable sections of legislative criteria, as reflected by the Ohio Constitution, and the Revised Code, policies, procedures and guidelines of the Auditor of State, regulations and grant requirements. The South Central Local School District is responsible for compliance with these laws and regulations.

Keith Faber
Auditor of State
Columbus, Ohio

January 06, 2022

This page intentionally left blank.

**SOUTH CENTRAL LOCAL SCHOOL DISTRICT
HURON COUNTY, OHIO**

TABLE OF CONTENTS

Independent Auditor’s Report.....	1 - 2
Management’s Discussion and Analysis.....	3 - 15
Basic Financial Statements:	
Government-Wide Financial Statements:	
Statement of Net Position	17
Statement of Activities.....	18
Fund Financial Statements:	
Balance Sheet - Governmental Funds	19
Reconciliation of Total Governmental Fund Balances to Net Position of Governmental Activities	20
Statement of Revenues, Expenditures and Changes in Fund Balances - Governmental Funds	21
Reconciliation of the Statement of Revenues, Expenditures and Changes in Fund Balances of Governmental Funds to the Statement of Activities	22
Statement of Revenues, Expenditures and Changes in Fund Balance - Budget and Actual (Non-GAAP Budgetary Basis) - General Fund	23
Notes to the Basic Financial Statements	25 - 59
Required Supplementary Information:	
Schedule of the District’s Proportionate Share of the Net Pension Liability:	
School Employees Retirement System (SERS) of Ohio	62 - 63
State Teachers Retirement System (STRS) of Ohio	64 - 65
Schedule of District Pension Contributions:	
School Employees Retirement System (SERS) of Ohio	66 - 67
State Teachers Retirement System (STRS) of Ohio	68 - 69
Schedule of the District’s Proportionate Share of the Net OPEB Liability/Asset:	
School Employees Retirement System (SERS) of Ohio	70
State Teachers Retirement System (STRS) of Ohio	71
Schedule of District OPEB Contributions:	
School Employees Retirement System (SERS) of Ohio	72 - 73
State Teachers Retirement System (STRS) of Ohio	74 - 75
Notes to the Required Supplementary Information	76 - 77
Supplementary Information:	
Schedule of Expenditures of Federal Awards	78
Notes to the Schedule of Expenditures of Federal Awards	79
Independent Auditor’s Report on Internal Control Over Financial Reporting and on Compliance and Other Matters Based on an Audit of Financial Statements Performed in Accordance with <i>Government Auditing Standards</i>	80 - 81
Independent Auditor’s Report on Compliance for Each Major Program and on Internal Control Over Compliance Required by the Uniform Guidance.....	82 - 83
Schedule of Findings 2 <i>CFR</i> § 200.515	84

This page intentionally left blank.

Independent Auditor's Report

South Central Local School District
Huron County
3305 Greenwich Angling Road
Greenwich, Ohio 44837

To the Board of Education:

Report on the Financial Statements

We have audited the accompanying financial statements of the governmental activities, its major fund, and the aggregate remaining fund information of the South Central Local School District, Huron County, Ohio, as of and for the fiscal year ended June 30, 2021, and the related notes to the financial statements, which collectively comprise the South Central Local School District's basic financial statements as listed in the table of contents.

Management's Responsibility for the Financial Statements

Management is responsible for the preparation and fair presentation of these financial statements in accordance with accounting principles generally accepted in the United States of America; this includes the design, implementation, and maintenance of internal control relevant to the preparation and fair presentation of financial statements that are free from material misstatement, whether due to fraud or error.

Auditor's Responsibility

Our responsibility is to express opinions on these financial statements based on our audit. We conducted our audit in accordance with auditing standards generally accepted in the United States of America and the standards applicable to financial audits contained in *Government Auditing Standards*, issued by the Comptroller General of the United States. Those standards require that we plan and perform the audit to obtain reasonable assurance about whether the financial statements are free from material misstatement.

An audit involves performing procedures to obtain audit evidence about the amounts and disclosures in the financial statements. The procedures selected depend on the auditor's judgment, including the assessment of the risks of material misstatement of the financial statements, whether due to fraud or error. In making those risk assessments, the auditor considers internal control relevant to the South Central Local School District's preparation and fair presentation of the financial statements in order to design audit procedures that are appropriate in the circumstances, but not for the purpose of expressing an opinion on the effectiveness of the South Central Local School District's internal control. Accordingly, we express no such opinion. An audit also includes evaluating the appropriateness of accounting policies used and the reasonableness of significant accounting estimates made by management, as well as evaluating the overall presentation of the financial statements.

We believe that the audit evidence we have obtained is sufficient and appropriate to provide a basis for our audit opinions.

Opinions

In our opinion, the financial statements referred to above present fairly, in all material respects, the respective financial position of the governmental activities, its major fund, and the aggregate remaining fund information of the South Central Local School District, Huron County, Ohio, as of June 30, 2021, and the respective changes in financial position, thereof and the budgetary comparison for the general fund for the fiscal year then ended in accordance with accounting principles generally accepted in the United States of America.

Emphasis of Matter

As described in Note 20 to the financial statements, the financial impact of COVID-19 and the continuing emergency measures may impact subsequent periods of the South Central Local School District. Our opinions are not modified with respect to this matter.

Other Matters

Required Supplementary Information

Accounting principles generally accepted in the United States of America require that the *management's discussion and analysis, and schedules of net pension and other post-employment benefit assets and liabilities and pension and other post-employment benefit contributions* listed in the table of contents, be presented to supplement the basic financial statements. Such information, although not a part of the basic financial statements, is required by the Governmental Accounting Standards Board, who considers it to be an essential part of financial reporting for placing the basic financial statements in an appropriate operational, economic, or historical context. We have applied certain limited procedures to the required supplementary information in accordance with auditing standards generally accepted in the United States of America, which consisted of inquiries of management about the methods of preparing the information and comparing the information for consistency with management's responses to our inquiries, the basic financial statements, and other knowledge we obtained during our audit of the basic financial statements. We do not express an opinion or provide any assurance on the information because the limited procedures do not provide us with sufficient evidence to express an opinion or provide any assurance.

Supplementary Information

Our audit was conducted for the purpose of forming opinions on the financial statements that collectively comprise the South Central Local School District's basic financial statements. The accompanying schedule of expenditures of federal awards is presented for purposes of additional analysis as required by Title 2 U.S. *Code of Federal Regulations* Part 200, *Uniform Administrative Requirements, Cost Principles, and Audit Requirements for Federal Awards*, and is not a required part of the basic financial statements.

The schedule of expenditures of federal awards is the responsibility of management and was derived from and relates directly to the underlying accounting and other records used to prepare the basic financial statements. Such information has been subjected to the auditing procedures applied in the audit of the basic financial statements and certain additional procedures, including comparing and reconciling such information directly to the underlying accounting and other records used to prepare the basic financial statements or to the basic financial statements themselves, and other additional procedures in accordance with auditing standards generally accepted in the United States of America. In our opinion, the schedule of expenditures of federal awards is fairly stated, in all material respects, in relation to the basic financial statements as a whole.

Other Reporting Required by Government Auditing Standards

In accordance with *Government Auditing Standards*, we have also issued our report dated December 14, 2021, on our consideration of the South Central Local School District's internal control over financial reporting and on our tests of its compliance with certain provisions of laws, regulations, contracts, and grant agreements and other matters. The purpose of that report is solely to describe the scope of our testing of internal control over financial reporting and compliance and the results of that testing, and not to provide an opinion on the effectiveness of the South Central Local School District's internal control over financial reporting or on compliance. That report is an integral part of an audit performed in accordance with *Government Auditing Standards* in considering the South Central Local School District's internal control over financial reporting and compliance.

Julian & Grube, Inc.

Julian & Grube, Inc.
December 14, 2021

**SOUTH CENTRAL LOCAL SCHOOL DISTRICT
HURON COUNTY, OHIO**

**MANAGEMENT'S DISCUSSION AND ANALYSIS
FOR THE FISCAL YEAR ENDED JUNE 30, 2021**

The management's discussion and analysis of the South Central Local School District's (the "District") financial performance provides an overall review of the District's financial activities for the fiscal year ended June 30, 2021. The intent of this discussion and analysis is to look at the District's financial performance as a whole; readers should also review the basic financial statements and the notes to the basic financial statements to enhance their understanding of the District's financial performance.

Financial Highlights

Key financial highlights for fiscal year 2021 are as follows:

- In total, net position of governmental activities decreased \$632,800 which represents a 51.59% decrease from June 30, 2020's net position.
- General revenues accounted for \$9,242,490 in revenue or 76.06% of all revenues. Program specific revenues in the form of charges for services and sales, grants and contributions accounted for \$2,909,379 or 23.94% of total revenues of \$12,151,869.
- The District had \$11,519,070 in expenses related to governmental activities; \$2,909,379 of these expenses were offset by program specific charges for services, grants or contributions. General revenues supporting governmental activities (primarily taxes and unrestricted grants and entitlements) of \$9,242,490 were adequate to provide for these programs.
- The District's major governmental fund is the general fund. The general fund had \$10,452,223 in revenues and \$9,370,213 in expenditures and other financing uses. During fiscal year 2021, the general fund's fund balance increased \$1,082,010 from a balance of \$4,475,640 to \$5,557,650.

Using the Basic Financial Statements (BFS)

This annual report consists of a series of financial statements and notes to those statements. These statements are organized so the reader can understand the District as a financial whole, an entire operating entity. The statements then proceed to provide an increasingly detailed look at specific financial activities.

The statement of net position and statement of activities provide information about the activities of the whole District, presenting both an aggregate view of the District's finances and a longer-term view of those finances. Fund financial statements provide the next level of detail. For governmental funds, these statements tell how services were financed in the short-term as well as what remains for future spending. The fund financial statements also look at the District's most significant funds with all other nonmajor funds presented in total in one column.

Reporting the District as a Whole

Statement of Net Position and the Statement of Activities

While this document contains the large number of funds used by the District to provide programs and activities, the view of the District as a whole looks at all financial transactions and asks the question, "How did we do financially during fiscal year 2021?" The statement of net position and the statement of activities answer this question. These statements include all assets, deferred outflows of resources, liabilities, deferred inflows of resources, revenues and expenses using the accrual basis of accounting similar to the accounting used by most private-sector companies. This basis of accounting will take into account all of the current year's revenues and expenses regardless of when cash is received or paid.

These two statements report the District's net position and changes in net position. This change in net position is important because it tells the reader that, for the District as a whole, the financial position of the District has improved or diminished. The causes of this change may be the result of many factors, some financial, some not. Non-financial factors include the District's property tax base, current property tax laws in Ohio restricting revenue growth, facility conditions, required educational programs and other factors.

**SOUTH CENTRAL LOCAL SCHOOL DISTRICT
HURON COUNTY, OHIO**

**MANAGEMENT'S DISCUSSION AND ANALYSIS
FOR THE FISCAL YEAR ENDED JUNE 30, 2021**

In the statement of net position and the statement of activities, the governmental activities include the District's programs and services, including instruction, support services, operation and maintenance, pupil transportation, extracurricular activities, food service operations and interest and fiscal charges.

The District's statement of net position and statement of activities can be found on pages 17-18 of this report.

Reporting the District's Most Significant Funds

Fund Financial Statements

The analysis of the District's major governmental funds begins on page 12. Fund financial reports provide detailed information about the District's major funds. The District uses many funds to account for a multitude of financial transactions. However, these fund financial statements focus on the District's most significant funds. The District's major governmental fund is the general fund.

Governmental Funds

Most of the District's activities are reported in governmental funds, which focus on how money flows into and out of those funds and the balances left at year-end available for spending in future periods. These funds are reported using an accounting method called modified accrual accounting, which measures cash and all other financial assets than can readily be converted to cash. The governmental fund financial statements provide a detailed short-term view of the District's general government operations and the basic services it provides. Governmental fund information helps you determine whether there are more or fewer financial resources that can be spent in the near future to finance educational programs. The relationship (or differences) between governmental activities (reported in the statement of net position and the statement of activities) and governmental funds is reconciled in the basic financial statements. The basic governmental fund financial statements can be found on pages 19-22 of this report.

Notes to the Basic Financial Statements

The notes provide additional information that is essential to a full understanding of the data provided in the government-wide and fund financial statements. These notes to the basic financial statements can be found on pages 25-59 of this report.

Required Supplementary Information

In addition to the basic financial statements and accompanying notes, this report also presents certain required supplementary information concerning the District's net pension liability and net OPEB liability/asset. The required supplementary information can be found on pages 62 through 77 of this report.

**SOUTH CENTRAL LOCAL SCHOOL DISTRICT
HURON COUNTY, OHIO**

MANAGEMENT'S DISCUSSION AND ANALYSIS
FOR THE FISCAL YEAR ENDED JUNE 30, 2021

The District as a Whole

The table below provides a summary of the District's net position at June 30, 2021 and June 30, 2020.

	Net Position	
	Governmental Activities 2021	Governmental Activities 2020
<u>Assets</u>		
Current and other assets	\$ 9,732,613	\$ 8,363,972
Capital assets, net	<u>4,618,515</u>	<u>4,814,014</u>
Total assets	<u>14,351,128</u>	<u>13,177,986</u>
<u>Deferred Outflows of Resources</u>		
Pension	2,047,560	2,268,685
OPEB	<u>354,427</u>	<u>308,404</u>
Total deferred outflows of resources	<u>2,401,987</u>	<u>2,577,089</u>
<u>Liabilities</u>		
Current liabilities	1,048,914	1,064,904
Long-term liabilities:		
Due within one year	88,430	102,331
Due in more than one year:		
Net pension liability	11,489,765	10,578,270
Net OPEB liability	829,335	953,699
Other amounts	<u>756,099</u>	<u>840,725</u>
Total liabilities	<u>14,212,543</u>	<u>13,539,929</u>
<u>Deferred Inflows of Resources</u>		
Property taxes levied for next year	1,573,627	1,629,635
Pensions	319,812	738,131
OPEB	<u>1,240,937</u>	<u>1,073,984</u>
Total deferred inflows of resources	<u>3,134,376</u>	<u>3,441,750</u>
<u>Net Position</u>		
Net investment in capital assets	4,579,903	4,722,908
Restricted	675,065	352,279
Unrestricted (deficit)	<u>(5,848,772)</u>	<u>(6,301,791)</u>
Total net position (deficit)	<u>\$ (593,804)</u>	<u>\$ (1,226,604)</u>

**SOUTH CENTRAL LOCAL SCHOOL DISTRICT
HURON COUNTY, OHIO**

**MANAGEMENT'S DISCUSSION AND ANALYSIS
FOR THE FISCAL YEAR ENDED JUNE 30, 2021**

The net pension liability is reported pursuant to Governmental Accounting Standards Board (GASB) Statement 68, "Accounting and Financial Reporting for Pensions—an Amendment of GASB Statement 27." The net other postemployment benefits (OPEB) liability/asset is reported pursuant to GASB Statement 75, "Accounting and Financial Reporting for Postemployment Benefits Other Than Pensions." For reasons discussed below, many end users of this financial statement will gain a clearer understanding of the District's actual financial condition by adding deferred inflows related to pension and OPEB, the net pension liability, and the net OPEB liability to the reported net position and subtracting deferred outflows related to pension and OPEB and the net OPEB asset.

GASB standards are national and apply to all government financial reports prepared in accordance with generally accepted accounting principles. Prior accounting for pensions (GASB 27) and postemployment benefits (GASB 45) focused on a funding approach. This approach limited pension and OPEB costs to contributions annually required by law, which may or may not be sufficient to fully fund each plan's net pension liability or net OPEB liability. GASB 68 and GASB 75 take an earnings approach to pension and OPEB accounting; however, the nature of Ohio's statewide pension/OPEB plans and state law governing those systems requires additional explanation in order to properly understand the information presented in these statements.

GASB 68 and GASB 75 require the net pension liability and the net OPEB liability to equal the District's proportionate share of each plan's collective:

1. Present value of estimated future pension/OPEB benefits attributable to active and inactive employees' past service.
2. Minus plan assets available to pay these benefits.

GASB notes that pension and OPEB obligations, whether funded or unfunded, are part of the "employment exchange" – that is, the employee is trading his or her labor in exchange for wages, benefits, and the promise of a future pension and other postemployment benefits. GASB noted that the unfunded portion of this promise is a present obligation of the government, part of a bargained-for benefit to the employee, and should accordingly be reported by the government as a liability since they received the benefit of the exchange. However, the District is not responsible for certain key factors affecting the balance of these liabilities. In Ohio, the employee shares the obligation of funding pension benefits with the employer. Both employer and employee contribution rates are capped by State statute. A change in these caps requires action of both Houses of the General Assembly and approval of the Governor. Benefit provisions are also determined by State statute. The Ohio Revised Code permits, but does not require, the retirement systems to provide healthcare to eligible benefit recipients. The retirement systems may allocate a portion of the employer contributions to provide for these OPEB benefits.

The employee enters the employment exchange with the knowledge that the employer's promise is limited not by contract but by law. The employer enters the exchange also knowing that there is a specific, legal limit to its contribution to the retirement system. In Ohio, there is no legal means to enforce the unfunded liability of the pension/OPEB plan *as against the public employer*. State law operates to mitigate/lessen the moral obligation of the public employer to the employee, because all parties enter the employment exchange with notice as to the law. The retirement system is responsible for the administration of the pension and OPEB plans.

Most long-term liabilities have set repayment schedules or, in the case of compensated absences (i.e. sick and vacation leave), are satisfied through paid time-off or termination payments. There is no repayment schedule for the net pension liability or the net OPEB liability. As explained above, changes in benefits, contribution rates, and return on investments affect the balance of these liabilities but are outside the control of the local government. In the event that contributions, investment returns, and other changes are insufficient to keep up with required payments, State statute does not assign/identify the responsible party for the unfunded portion. Due to the unique nature of how the net pension liability and the net OPEB liability are satisfied, these liabilities are separately identified within the long-term liability section of the statement of net position.

In accordance with GASB 68 and GASB 75, the District's statements prepared on an accrual basis of accounting include an annual pension expense and an annual OPEB expense for their proportionate share of each plan's *change* in net pension liability and net OPEB liability, respectively, not accounted for as deferred inflows/outflows.

Over time, net position can serve as a useful indicator of a government's financial position. At June 30, 2021, the District's liabilities plus deferred inflows of resources exceeded assets plus deferred outflows of resources by \$593,804. At year end, unrestricted net position was a deficit of \$5,848,772.

**SOUTH CENTRAL LOCAL SCHOOL DISTRICT
HURON COUNTY, OHIO**

**MANAGEMENT'S DISCUSSION AND ANALYSIS
FOR THE FISCAL YEAR ENDED JUNE 30, 2021**

Deferred outflows related to pension decreased primarily due to changes in assumptions by the State Teachers Retirement System (STRS). See Note 14 for more detail.

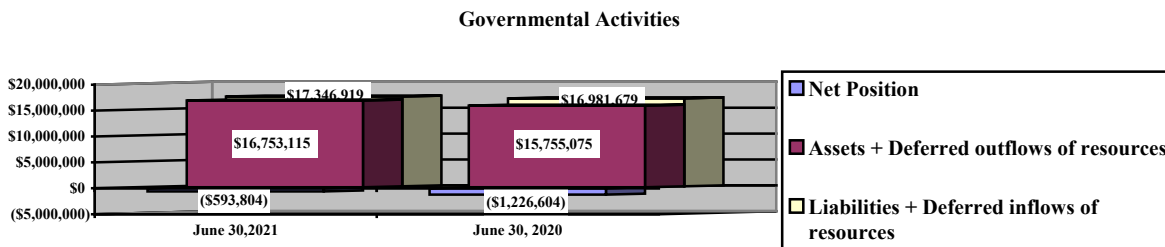
Total assets include a net OPEB asset reported by STRS. See Note 15 for more detail.

At year-end, capital assets represented 32.18% of total assets. Capital assets include land, land improvements, buildings and improvements, furniture and equipment and vehicles. Net investment in capital assets at June 30, 2021 was \$4,579,903. These capital assets are used to provide services to the students and are not available for future spending. Although the District's investment in capital assets is reported net of related debt, it should be noted that the resources to repay the debt must be provided from other sources, since capital assets may not be used to liquidate these liabilities.

Long-term liabilities decreased primarily due to a decrease in the net pension liability and net OPEB liability. These liabilities are outside of the control of the District. The District contributes its statutorily required contributions to the pension systems; however, it's the pension systems that collect, hold and distribute pensions and OPEB to District employees, not the District.

A portion of the District's net position, \$675,065 represents resources that are subject to external restriction on how they may be used.

The graph below illustrates the District's governmental activities assets and deferred outflows of resources, liabilities and deferred inflows of resources and net position at June 30, 2021 and June 30, 2020.



**SOUTH CENTRAL LOCAL SCHOOL DISTRICT
HURON COUNTY, OHIO**

MANAGEMENT'S DISCUSSION AND ANALYSIS
FOR THE FISCAL YEAR ENDED JUNE 30, 2021

The table below shows the change in net position for fiscal year 2021 compared to fiscal year 2020.

	Change in Net Position	
	Governmental Activities <u>2021</u>	Governmental Activities <u>2020</u>
<u>Revenues</u>		
Program revenues:		
Charges for services and sales	\$ 1,004,714	\$ 1,153,035
Operating grants and contributions	1,855,104	1,365,066
Capital grants and contributions	49,562	-
General revenues:		
Property taxes	2,012,893	1,596,900
Income taxes	1,294,178	1,322,126
Grants and entitlements	5,848,815	5,805,180
Investment earnings	11,884	81,220
Miscellaneous	<u>74,720</u>	<u>218</u>
Total revenues	<u>12,151,870</u>	<u>11,323,745</u>
		(Continued)

THIS SPACE LEFT BLANK, INTENTIONALLY.

**SOUTH CENTRAL LOCAL SCHOOL DISTRICT
HURON COUNTY, OHIO**

MANAGEMENT'S DISCUSSION AND ANALYSIS
FOR THE FISCAL YEAR ENDED JUNE 30, 2021

	Change in Net Position (Continued)	
	Governmental Activities <u>2021</u>	Governmental Activities <u>2020</u>
<u>Expenses</u>		
Program expenses:		
Instruction:		
Regular	\$ 5,215,201	\$ 5,023,191
Special	1,130,944	1,238,829
Vocational	173,637	183,488
Other	767,074	793,912
Support services:		
Pupil	431,424	322,695
Instructional staff	266,135	249,786
Board of education	25,721	69,526
Administration	851,807	895,121
Fiscal	312,212	316,478
Operations and maintenance	813,767	868,892
Pupil transportation	648,805	728,234
Central	34,154	29,257
Operations of non-instructional services:		
Food service operations	289,332	397,833
Other non-instructional services	147,285	52,795
Extracurricular activities	408,402	438,411
Interest and fiscal charges	<u>3,170</u>	<u>5,253</u>
Total expenses	<u>11,519,070</u>	<u>11,613,701</u>
Change in net position	632,800	(289,956)
Net position (deficit) at beginning of year	<u>(1,226,604)</u>	<u>(936,648)</u>
Net position (deficit) at end of year	<u><u>\$ (593,804)</u></u>	<u><u>\$ (1,226,604)</u></u>

Governmental Activities

Net position of the District's governmental activities increased \$632,800. Total governmental expenses of \$11,519,070 were offset by program revenues of \$2,909,380 and general revenues of \$9,242,490. Program revenues supported 25.26% of the total governmental expenses.

Overall, expenses of the governmental activities decreased \$94,631 or 0.81%. This decrease is primarily the result of a decrease in pension and OPEB expenses compared to the previous fiscal year. Pension expense in fiscal year 2021 was \$1,509,480 compared to \$1,636,415 in fiscal year 2020 and OPEB expense was (\$7,423) in fiscal year 2021 compared to (\$130,889). Fluctuations in the pension and OPEB expense makes it difficult to compare financial information between years. Pension and OPEB expense are components of program expenses reported on the statement of activities.

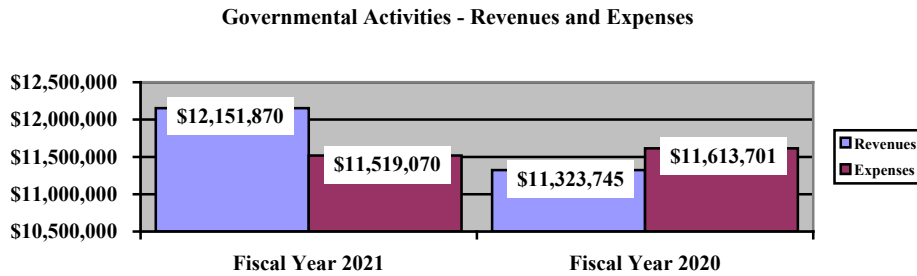
**SOUTH CENTRAL LOCAL SCHOOL DISTRICT
HURON COUNTY, OHIO**

**MANAGEMENT'S DISCUSSION AND ANALYSIS
FOR THE FISCAL YEAR ENDED JUNE 30, 2021**

The primary sources of revenue for governmental activities are derived from property taxes, and unrestricted grants and entitlements not restricted to specific programs. The increase in operating grants and contributions was due to the Elementary and Secondary School Emergency Relief (ESSER) fund, and the increase in property taxes was due to an increased amount in the collections in the year. These revenue sources represent 75.35% of total governmental revenue.

The largest expense of the District is for instructional programs. Instruction expenses totaled \$7,286,856 or 63.26% of total governmental expenses for fiscal year 2021.

The graph below presents the District's governmental activities revenue and expenses for fiscal years 2021 and 2020.



THIS SPACE INTENTIONALLY LEFT BLANK

**SOUTH CENTRAL LOCAL SCHOOL DISTRICT
HURON COUNTY, OHIO**

**MANAGEMENT'S DISCUSSION AND ANALYSIS
FOR THE FISCAL YEAR ENDED JUNE 30, 2021**

The statement of activities shows the cost of program services and the charges for services and grants offsetting those services. The following table shows, for governmental activities, the total cost of services and the net cost of services. That is, it identifies the cost of these services supported by tax revenue, unrestricted State grants and entitlements, and other general revenues of the District.

Governmental Activities

	Total Cost of Services <u>2021</u>	Net Cost of Services <u>2021</u>	Total Cost of Services <u>2020</u>	Net Cost of Services <u>2020</u>
Program expenses				
Instruction:				
Regular	\$ 5,215,201	\$ 4,143,418	\$ 5,023,191	\$ 3,989,644
Special	1,130,944	514,695	1,238,829	636,454
Vocational	173,637	135,892	183,488	144,341
Other	767,074	766,714	793,912	787,774
Support services:				
Pupil	431,424	151,768	322,695	144,170
Instructional staff	266,135	266,135	249,786	248,939
Board of education	25,721	25,721	69,526	69,526
Administration	851,807	851,807	895,121	894,709
Fiscal	312,212	312,212	316,478	316,478
Operations and maintenance	813,767	792,244	868,892	855,568
Pupil transportation	648,805	561,624	728,234	685,883
Central	34,154	28,339	29,257	29,257
Operations of non-instructional services:				
Food service operations	289,332	(117,177)	397,833	61,659
Other non-instructional services	147,285	(51,245)	52,795	24,928
Extracurricular activities	408,402	224,373	438,411	201,017
Interest and fiscal charges	<u>3,170</u>	<u>3,170</u>	<u>5,253</u>	<u>5,253</u>
Total expenses	<u>\$ 11,519,070</u>	<u>\$ 8,609,690</u>	<u>\$ 11,613,701</u>	<u>\$ 9,095,600</u>

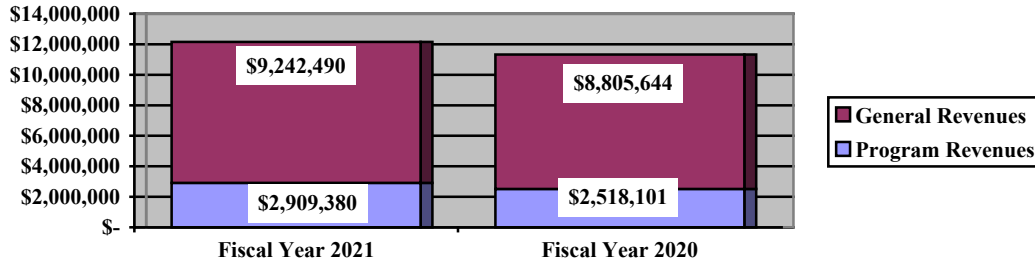
The dependence upon tax and other general revenues for governmental activities is apparent. For all governmental activities, general revenue support is 74.74%. The District's taxpayers, as a whole, are by far the primary support for District's students.

**SOUTH CENTRAL LOCAL SCHOOL DISTRICT
HURON COUNTY, OHIO**

MANAGEMENT'S DISCUSSION AND ANALYSIS
FOR THE FISCAL YEAR ENDED JUNE 30, 2021

The graph below presents the District's governmental activities revenue for fiscal years 2021 and 2020.

Governmental Activities - General and Program Revenues



The District's Funds

The District's governmental funds reported a combined fund balance of \$6,212,042 which is more than last year's restated fund balance of \$4,777,087. The schedule below indicates the fund balance and the total change in fund balance as of June 30, 2021 and 2020.

	<u>Fund Balance June 30, 2021</u>	<u>Fund Balance June 30, 2020</u>	<u>Change</u>
General	\$ 5,557,650	\$ 4,475,640	\$ 1,082,010
Non-major governmental	<u>654,392</u>	<u>301,447</u>	<u>352,945</u>
Total	<u>\$ 6,212,042</u>	<u>\$ 4,777,087</u>	<u>\$ 1,434,955</u>

**SOUTH CENTRAL LOCAL SCHOOL DISTRICT
HURON COUNTY, OHIO**

MANAGEMENT'S DISCUSSION AND ANALYSIS
FOR THE FISCAL YEAR ENDED JUNE 30, 2021

General Fund

The District's general fund balance increased \$1,082,010. The table that follows assists in illustrating the financial activities of the general fund.

	<u>2021</u> <u>Amount</u>	<u>2020</u> <u>Amount</u>	<u>Percentage</u> <u>Change</u>
<u>Revenues</u>			
Taxes	\$ 3,244,504	\$ 2,810,395	15.45 %
Tuition	815,381	809,090	0.78 %
Earnings on investments	11,740	78,431	(85.03) %
Intergovernmental	6,280,371	6,201,470	1.27 %
Other revenues	<u>100,227</u>	<u>65,971</u>	51.93 %
Total	<u>\$ 10,452,223</u>	<u>\$ 9,965,357</u>	4.89 %
<u>Expenditures</u>			
Instruction	\$ 6,251,859	\$ 6,189,149	1.01 %
Support services	2,838,322	2,966,869	(4.33) %
Operation of non-instructional services	-	1,096	(100.00) %
Extracurricular activities	223,461	232,182	(3.76) %
Debt service	<u>56,571</u>	<u>56,572</u>	(0.00) %
Total	<u>\$ 9,370,213</u>	<u>\$ 9,445,868</u>	(0.80) %

Overall revenues of the general fund increased 4.89%. Property taxes increased due to more amounts available for advance from the County Auditors. Tuition increased \$6,291 or 0.78% due to an increase in tuition fees received. Earnings on investments decreased \$66,691 or 85.03% due to a decrease in interest earned on the District's investments.

Overall expenditures of the general fund decreased 0.80%. This decrease is mainly attributable to the decrease in support services of 4.33% and a decrease in operation on non-instructional services of 100%. The District's decrease in support services expenditures can be attributed to an decrease in pupil, instructional staff and pupil transportation expenditures.

General Fund Budgeting Highlights

The District's budget is prepared according to Ohio law and is based on accounting for certain transactions on a basis of cash receipts, disbursements and encumbrances. The most significant budgeted fund is the general fund.

For the general fund, final budgeted revenues and other financing sources were \$10,389,802, which was the same as original budgeted revenues and other financing sources. Actual revenues and other financing sources for fiscal year 2021 were \$10,276,397 which was \$113,405 less than the final budget revenues and other financing sources.

General fund original appropriations of \$10,483,789 were increased to \$10,570,019 in the final budget. The actual budget basis expenditures and other financing uses for fiscal year 2021 totaled \$9,397,042 which was \$1,172,977 less than final budgeted expenditures and other financing uses.

**SOUTH CENTRAL LOCAL SCHOOL DISTRICT
HURON COUNTY, OHIO**

MANAGEMENT'S DISCUSSION AND ANALYSIS
FOR THE FISCAL YEAR ENDED JUNE 30, 2021

Capital Assets and Debt Administration

Capital Assets

At the end of fiscal year 2021, the District had \$4,618,515 invested in land, land improvements, buildings and improvements, furniture and equipment, and vehicles. This entire amount is reported in governmental activities.

The following table shows June 30, 2021 balances compared to June 30, 2020:

	Capital Assets at June 30	
	(Net of Depreciation)	
	<u>Governmental Activities</u>	
	<u>2021</u>	<u>2020</u>
Land	\$ 37,245	\$ 37,245
Land improvements	264,025	297,653
Buildings and improvements	3,735,692	3,883,465
Furniture and equipment	132,316	162,792
Vehicles	<u>449,237</u>	<u>432,859</u>
Total	<u>\$ 4,618,515</u>	<u>\$ 4,814,014</u>

The overall decrease in capital assets of \$195,499 is due to capital asset depreciation expense of \$160,419 exceeding the net of additions and disposals of (\$35,080) for the fiscal year.

See Note 9 to the basic financial statements for additional information regarding the District's capital assets.

Debt Administration

At June 30, 2021, the District had \$38,612 in lease obligations outstanding. Of this total, \$19,474 is due within one year and \$19,138 is due in greater than one year. The following table summarizes the leases and bonds outstanding:

	Outstanding Debt, at Year End	
	Governmental	Governmental
	Activities <u>2021</u>	Activities <u>2020</u>
Lease obligations	\$ <u>38,612</u>	\$ <u>91,106</u>
Total	<u>\$ 38,612</u>	<u>\$ 91,106</u>

At June 30, 2021, the District's overall legal debt margin was \$8,785,006 with an unvoted debt margin of \$97,611. See Note 11 for details of the District's long-term obligations.

**SOUTH CENTRAL LOCAL SCHOOL DISTRICT
HURON COUNTY, OHIO**

**MANAGEMENT'S DISCUSSION AND ANALYSIS
FOR THE FISCAL YEAR ENDED JUNE 30, 2021**

Current Financial Related Activities

The District has been able to use a very conservative financial approach. The District operates at the 20 mill floor and has an inside millage rate of 4.5. The District does benefit from a 1.25% income tax that was passed in 1992 and is for a continuing period of time. There was a new 1-mil permanent improvement levy approved by the voters in November 2017, with collection beginning in January 2018.

The Board and administration closely monitor expenditures to stay in line with the five-year financial forecast. Cuts to operating budgets and attrition in staffing throughout the District have been implemented during the past years to avoid the need to seek additional money from the community. Rising health care insurance costs, operating costs, teachers' salary increases and inconsistencies in the State legislature's funding for schools have made the "balancing act" a difficult one.

The Board and the administration have continued to monitor the State funding issue for schools. The District has experienced decreased enrollment over the past few years. Another factor of student enrollment that has effected school funding is an increase in the number of students that are attending the vocational school students leaving the district due to open enrollment, and those attending online public "charter or community" schools.

The District continues to closely monitor revenues. The income tax revenues have begun to improve and are showing increases but have not reached pre-recession levels. The District does have a small permanent improvement levy to help with the loss of the maintenance portion of the levy that was lost when the K8 building was paid off. Currently, general fund dollars must be used to fund major capital improvements. The goal of the District remains to provide the best possible education for the dollars available.

The District relies on property taxes, entitlements and grants. Property Tax revenues have decreased due to a change in the Current Agricultural Use Value (CAUV) valuations. The reimbursement of the Tangible Property Tax was completely phased out by fiscal year 2013 instead of phasing out over the years until fiscal year 2018. Federal grants are decreasing. Expenditures are increasing. The majority of the tax revenue is derived from real estate and farming. The District is mainly rural and has a very small industrial base.

Contacting the District's Financial Management

This financial report is designed to provide our citizens, taxpayers, and investors and creditors with a general overview of the District's finances and to show the District's accountability for the money it receives. If you have questions about this report or need additional financial information contact: Mrs. Christina Warrick, Treasurer of South Central Local School District at 3305 Greenwich Angling Road, Greenwich, Ohio 44837.

THIS PAGE IS INTENTIONALLY LEFT BLANK

**SOUTH CENTRAL LOCAL SCHOOL DISTRICT
HURON COUNTY, OHIO**

STATEMENT OF NET POSITION
JUNE 30, 2021

	Governmental Activities
Assets:	
Equity in pooled cash and cash equivalents	\$ 6,495,249
Receivables:	
Property taxes	1,963,748
Income taxes	523,849
Accounts	50
Accrued interest	662
Intergovernmental	66,183
Prepayments	10,129
Materials and supplies inventory	14,717
Inventory held for resale	1,463
Net OPEB asset	656,563
Capital assets:	
Nondepreciable capital assets	37,245
Depreciable capital assets, net	4,581,270
Capital assets, net	4,618,515
Total assets	14,351,128
 Deferred outflows of resources:	
Pension	2,047,560
OPEB	354,427
Total deferred outflows of resources	2,401,987
 Liabilities:	
Accounts payable	18,649
Accrued wages and benefits payable	846,824
Intergovernmental payable	32,128
Pension and postemployment benefits payable	149,993
Accrued interest payable	1,320
Long-term liabilities:	
Due within one year	88,430
Due in more than one year:	
Net pension liability	11,489,765
Net OPEB liability	829,335
Other amounts due in more than one year	756,099
Total liabilities	14,212,543
 Deferred inflows of resources:	
Property taxes levied for the next fiscal year	1,573,627
Pension	319,812
OPEB	1,240,937
Total deferred inflows of resources	3,134,376
 Net position:	
Net investment in capital assets	4,579,903
Restricted for:	
Capital projects	84,732
Debt service	1
State funded programs	276,576
Federally funded programs	1
Food service operations	127,208
Extracurricular programs	110,233
Other purposes	76,314
Unrestricted (deficit)	(5,848,772)
Total net position (deficit)	\$ (593,804)

SEE ACCOMPANYING NOTES TO THE BASIC FINANCIAL STATEMENTS

**SOUTH CENTRAL LOCAL SCHOOL DISTRICT
HURON COUNTY, OHIO**

STATEMENT OF ACTIVITIES
FOR THE FISCAL YEAR ENDED JUNE 30, 2021

	Expenses	Charges for Services and Sales	Program Revenues Operating Grants and Contributions	Capital Grants and Contributions	Net (Expense) Revenue and Changes in Net Position Governmental Activities
Governmental activities:					
Instruction:					
Regular	\$ 5,215,201	\$ 702,718	\$ 369,065	\$ -	\$ (4,143,418)
Special	1,130,944	112,663	503,586	-	(514,695)
Vocational	173,637	-	37,745	-	(135,892)
Other	767,074	-	360	-	(766,714)
Support services:					
Pupil	431,424	-	279,656	-	(151,768)
Instructional staff	266,135	-	-	-	(266,135)
Board of education	25,721	-	-	-	(25,721)
Administration	851,807	-	-	-	(851,807)
Fiscal	312,212	-	-	-	(312,212)
Operations and maintenance	813,767	-	21,523	-	(792,244)
Pupil transportation	648,805	-	37,619	49,562	(561,624)
Central	34,154	-	5,815	-	(28,339)
Operation of non-instructional services:					
Food service operations	289,332	32,777	373,732	-	117,177
Other non-instructional services	147,285	-	198,530	-	51,245
Extracurricular activities	408,402	156,556	27,473	-	(224,373)
Interest and fiscal charges	3,170	-	-	-	(3,170)
Totals	\$ 11,519,070	\$ 1,004,714	\$ 1,855,104	\$ 49,562	(8,609,690)
General revenues:					
Property taxes levied for:					
General purposes					1,908,243
Capital outlay					104,650
Income taxes levied for:					
General purposes					1,294,178
Grants and entitlements not restricted to specific programs					
					5,848,815
Investment earnings					11,884
Miscellaneous					74,720
Total general revenues					9,242,490
Change in net position					632,800
Net position (deficit) at beginning of year					(1,226,604)
Net position (deficit) at end of year					\$ (593,804)

SEE ACCOMPANYING NOTES TO THE BASIC FINANCIAL STATEMENTS

**SOUTH CENTRAL LOCAL SCHOOL DISTRICT
HURON COUNTY, OHIO**

BALANCE SHEET
GOVERNMENTAL FUNDS
JUNE 30, 2021

	General	Nonmajor Governmental Funds	Total Governmental Funds
Assets:			
Equity in pooled cash and cash equivalents	\$ 5,790,736	\$ 704,513	\$ 6,495,249
Receivables:			
Property taxes	1,864,369	99,379	1,963,748
Income taxes	523,849	-	523,849
Accounts	50	-	50
Accrued interest	662	-	662
Interfund loans	2,400	-	2,400
Intergovernmental	2,181	64,002	66,183
Prepayments	9,854	275	10,129
Materials and supplies inventory	13,841	876	14,717
Inventory held for resale	-	1,463	1,463
Total assets	\$ 8,207,942	\$ 870,508	\$ 9,078,450
Liabilities:			
Accounts payable	\$ 15,223	\$ 3,426	\$ 18,649
Accrued wages and benefits payable	766,868	79,956	846,824
Compensated absences payable	55,097	-	55,097
Intergovernmental payable	31,199	929	32,128
Pension and postemployment benefits payable	136,050	13,943	149,993
Interfund loans payable	-	2,400	2,400
Total liabilities	1,004,437	100,654	1,105,091
Deferred inflows of resources:			
Property taxes levied for the next fiscal year	1,493,112	80,515	1,573,627
Delinquent property tax revenue not available	62,648	2,925	65,573
Income tax revenue not available	87,914	-	87,914
Intergovernmental revenue not available	2,181	32,022	34,203
Total deferred inflows of resources	1,645,855	115,462	1,761,317
Fund balances:			
Nonspendable:			
Materials and supplies inventory	13,841	876	14,717
Prepays	9,854	275	10,129
Restricted:			
Debt service	-	1	1
Capital projects	-	81,807	81,807
Food service operations	-	141,147	141,147
State funded programs	-	276,576	276,576
Federally funded programs	-	2	2
Extracurricular programs	-	110,233	110,233
Other purposes	-	76,314	76,314
Assigned:			
Student and staff support	36,381	-	36,381
Subsequent year's appropriations	871,460	-	871,460
Unassigned (deficit)	4,626,114	(32,839)	4,593,275
Total fund balances	5,557,650	654,392	6,212,042
Total liabilities, deferred inflows and fund balances	\$ 8,207,942	\$ 870,508	\$ 9,078,450

SEE ACCOMPANYING NOTES TO THE BASIC FINANCIAL STATEMENTS

**SOUTH CENTRAL LOCAL SCHOOL DISTRICT
HURON COUNTY, OHIO**

RECONCILIATION OF TOTAL GOVERNMENTAL FUND BALANCES TO
NET POSITION OF GOVERNMENTAL ACTIVITIES
JUNE 30, 2021

Total governmental fund balances		\$	6,212,042
<i>Amounts reported for governmental activities on the statement of net position are different because:</i>			
Capital assets used in governmental activities are not financial resources and therefore are not reported in the funds.			4,618,515
Other long-term assets are not available to pay for current-period expenditures and therefore are deferred inflows in the funds.			
Property taxes receivable	\$	65,573	
Income taxes receivable		87,914	
Intergovernmental receivable		34,203	
Total		187,690	187,690
Accrued interest payable is not due and payable in the current period and therefore is not reported in the funds.			(1,320)
The net pension/OPEB assets & liabilities are not due and payable in the current period; therefore, the assets, liabilities and related deferred inflows/outflows are not reported in governmental funds.			
Deferred outflows - pension		2,047,560	
Deferred inflows - pension		(319,812)	
Net pension liability		(11,489,765)	
Deferred outflows - OPEB		354,427	
Deferred inflows - OPEB		(1,240,937)	
Net OPEB asset		656,563	
Net OPEB liability		(829,335)	
Total		(10,821,299)	(10,821,299)
Long-term liabilities, are not due and payable in the current period and therefore are not reported in the funds.			
Capital lease obligations		(38,612)	
Compensated absences		(750,820)	
Total		(789,432)	(789,432)
Net position (deficit) of governmental activities		\$	(593,804)

SEE ACCOMPANYING NOTES TO THE BASIC FINANCIAL STATEMENTS

**SOUTH CENTRAL LOCAL SCHOOL DISTRICT
HURON COUNTY, OHIO**

STATEMENT OF REVENUES, EXPENDITURES AND CHANGES IN FUND BALANCES
GOVERNMENTAL FUNDS
FOR THE FISCAL YEAR ENDED JUNE 30, 2021

	<u>General</u>	<u>Nonmajor Governmental Funds</u>	<u>Total Governmental Funds</u>
Revenues:			
Property taxes	\$ 1,935,578	\$ 106,052	\$ 2,041,630
Income taxes	1,308,926	-	1,308,926
Intergovernmental	6,280,371	1,439,426	7,719,797
Investment earnings	11,740	248	11,988
Tuition and fees	815,381	-	815,381
Extracurricular	25,508	131,048	156,556
Charges for services	-	32,777	32,777
Contributions and donations	-	43,881	43,881
Miscellaneous	74,719	1	74,720
Total revenues	<u>10,452,223</u>	<u>1,753,433</u>	<u>12,205,656</u>
Expenditures:			
Current:			
Instruction:			
Regular	4,488,545	364,906	4,853,451
Special	864,704	167,612	1,032,316
Vocational	131,784	3,109	134,893
Other	766,826	248	767,074
Support services:			
Pupil	298,025	113,444	411,469
Instructional staff	244,223	-	244,223
Board of education	25,159	-	25,159
Administration	810,815	-	810,815
Fiscal	300,109	2,264	302,373
Operations and maintenance	662,170	39,463	701,633
Pupil transportation	492,884	138,488	631,372
Central	4,937	5,815	10,752
Operation of non-instructional services:			
Food service operations	-	238,359	238,359
Other non-instructional services	-	171,136	171,136
Extracurricular activities	223,461	155,644	379,105
Debt service:			
Principal retirement	52,494	-	52,494
Interest and fiscal charges	4,077	-	4,077
Total expenditures	<u>9,370,213</u>	<u>1,400,488</u>	<u>10,770,701</u>
Net change in fund balances	1,082,010	352,945	1,434,955
Fund balances at beginning of year	<u>4,475,640</u>	<u>301,447</u>	<u>4,777,087</u>
Fund balances at end of year	<u>\$ 5,557,650</u>	<u>\$ 654,392</u>	<u>\$ 6,212,042</u>

SEE ACCOMPANYING NOTES TO THE BASIC FINANCIAL STATEMENTS

**SOUTH CENTRAL LOCAL SCHOOL DISTRICT
HURON COUNTY, OHIO**

RECONCILIATION OF THE STATEMENT OF REVENUES, EXPENDITURES
AND CHANGES IN FUND BALANCES OF GOVERNMENTAL FUNDS
TO THE STATEMENT OF ACTIVITIES
FOR THE FISCAL YEAR ENDED JUNE 30, 2021

Net change in fund balances - total governmental funds	\$	1,434,955
<i>Amounts reported for governmental activities in the statement of activities are different because:</i>		
Governmental funds report capital outlays as expenditures. However, in the statement of activities, the cost of those assets is allocated over their estimated useful lives as depreciation expense.		
Capital asset additions	\$ 119,006	
Current year depreciation	(307,428)	
Total		(188,422)
The net effect of various miscellaneous transactions involving capital assets (i.e., sales, disposals, trade-ins, and donations) is to decrease net position.		
		(7,077)
Revenues in the statement of activities that do not provide current financial resources are not reported as revenues in the funds.		
Property taxes	(28,737)	
Income taxes	(14,748)	
Intergovernmental	(10,301)	
Total		(53,786)
Repayment of capital lease principal is an expenditure in the governmental funds, but the repayment reduces long-term liabilities on the statement of net position.		
		52,494
In the statement of activities, interest is accrued on outstanding bonds, whereas in governmental funds, an interest expenditure is reported when due. The following items resulted in additional interest being reported in the statement of activities:		
Change in accrued interest payable	907	
Total		907
Contractually required contributions are reported as expenditures in governmental funds; however, the statement of net position reports these amounts as deferred outflows.		
Pension	795,179	
OPEB	25,918	
Total		821,097
Except for amounts reported as deferred inflows/outflows, changes in the net pension/OPEB liability/asset are reported as pension/OPEB expense in the statement of activities.		
Pension	(1,509,480)	
OPEB	7,423	
Total		(1,502,057)
Some expenses reported in the statement of activities, such as compensated absences, do not require the use of current financial resources and therefore are not reported as expenditures in governmental funds.		
		74,689
Change in net position of governmental activities	\$	632,800

SEE ACCOMPANYING NOTES TO THE BASIC FINANCIAL STATEMENTS

**SOUTH CENTRAL LOCAL SCHOOL DISTRICT
HURON COUNTY, OHIO**

STATEMENT OF REVENUES, EXPENDITURES AND CHANGES IN
FUND BALANCE - BUDGET AND ACTUAL (NON-GAAP BUDGETARY BASIS)
GENERAL FUND
FOR THE FISCAL YEAR ENDED JUNE 30, 2021

	<u>Budgeted Amounts</u>			Variance with Final Budget Positive (Negative)
	<u>Original</u>	<u>Final</u>	<u>Actual</u>	
Revenues:				
Property taxes	\$ 1,845,992	\$ 1,849,765	\$ 1,870,750	\$ 20,985
Income taxes	1,219,860	1,222,353	1,178,343	(44,010)
Intergovernmental	6,324,655	6,368,716	6,288,111	(80,605)
Investment earnings	80,793	35,845	11,078	(24,767)
Tuition and fees	851,883	846,002	817,208	(28,794)
Miscellaneous	221	723	468	(255)
Total revenues	<u>10,323,404</u>	<u>10,323,404</u>	<u>10,165,958</u>	<u>(157,446)</u>
Expenditures:				
Current:				
Instruction:				
Regular	4,697,430	4,684,882	4,432,912	251,970
Special	1,040,827	1,044,649	859,825	184,824
Vocational	156,142	140,451	131,345	9,106
Other	869,100	855,853	766,826	89,027
Support services:				
Pupil	238,554	369,977	280,995	88,982
Instructional staff	267,200	332,741	266,355	66,386
Board of education	66,588	61,102	33,928	27,174
Administration	867,479	878,084	814,605	63,479
Fiscal	332,697	328,321	296,825	31,496
Operations and maintenance	848,259	822,754	689,934	132,820
Pupil transportation	730,220	683,391	549,156	134,235
Central	3,352	11,377	5,055	6,322
Operation of non-instructional services:				
Other non-instructional services	3,405	3,195	-	3,195
Extracurricular activities	253,279	242,335	231,881	10,454
Total expenditures	<u>10,374,532</u>	<u>10,459,112</u>	<u>9,359,642</u>	<u>1,099,470</u>
Excess (deficiency) of revenues over (under) expenditures	<u>(51,128)</u>	<u>(135,708)</u>	<u>806,316</u>	<u>942,024</u>
Other financing sources (uses):				
Refund of prior year's expenditures	4,178	4,178	74,664	70,486
Transfers in	60,180	60,180	-	(60,180)
Transfers (out)	(108,459)	(108,459)	-	108,459
Advances in	2,040	2,040	775	(1,265)
Advances (out)	(798)	(2,448)	(2,400)	48
Total other financing sources (uses)	<u>(42,859)</u>	<u>(44,509)</u>	<u>73,039</u>	<u>117,548</u>
Net change in fund balance	(93,987)	(180,217)	879,355	1,059,572
Fund balance at beginning of year	4,852,862	4,852,862	4,852,862	-
Prior year encumbrances appropriated	20,543	20,543	20,543	-
Fund balance at end of year	<u>\$ 4,779,418</u>	<u>\$ 4,693,188</u>	<u>\$ 5,752,760</u>	<u>\$ 1,059,572</u>

SEE ACCOMPANYING NOTES TO THE BASIC FINANCIAL STATEMENTS

THIS PAGE IS INTENTIONALLY LEFT BLANK

**SOUTH CENTRAL LOCAL SCHOOL DISTRICT
HURON COUNTY, OHIO**

NOTES TO THE BASIC FINANCIAL STATEMENTS
FOR THE FISCAL YEAR ENDED JUNE 30, 2021

NOTE 1 - DESCRIPTION OF THE SCHOOL DISTRICT

The South Central Local School District (the “District”) is organized under Article VI, Sections 2 and 3 of the Constitution of the State of Ohio. The District operates under a locally-elected Board form of government consisting of five members and is responsible for the provision of public education to residents of the District. The District provides educational services as authorized by State statute and/or Federal guidelines.

The District is located in rural Huron County, and encompasses the communities of Greenwich and North Fairfield. It is staffed by 34 classified employees and 62 certified teaching personnel and 18 administrators who provide services to approximately 735 students and other community members. The District currently operates an elementary/middle school and a high school.

NOTE 2 - SUMMARY OF SIGNIFICANT ACCOUNTING POLICIES

The basic financial statements of the District have been prepared in conformity with accounting principles generally accepted in the United States of America (GAAP) as applied to governmental units. The Governmental Accounting Standards Board (GASB) is the accepted standard-setting body for establishing governmental accounting and financial reporting principles. The District’s significant accounting policies are described below.

A. Reporting Entity

The reporting entity has been defined in accordance with GASB Statement No. 14, “The Financial Reporting Entity” as amended by GASB Statement No. 39, “Determining Whether Certain Organizations Are Component Units” and GASB Statement No. 61, “The Financial Reporting Entity: Omnibus an Amendment of GASB Statements No. 14 and No. 34”. The reporting entity is composed of the primary government and component units. The primary government consists of all funds, departments, boards and agencies that are not legally separate from the District. For the District, this includes general operations, food service, and student related activities of the District.

Component units are legally separate organizations for which the District is financially accountable. The District is financially accountable for an organization if the District appoints a voting majority of the organization’s Governing Board and (1) the District is able to significantly influence the programs or services performed or provided by the organization; or (2) the District is legally entitled to or can otherwise access the organization’s resources; or (3) the District is legally obligated or has otherwise assumed the responsibility to finance the deficits of, or provide financial support to, the organization; or (4) the District is obligated for the debt of the organization. Component units may also include organizations that are fiscally dependent on the District in that the District approves the budget, the issuance of debt or the levying of taxes. Certain organizations are also included as component units if the nature and significance of the relationship between the primary government and the organization is such that exclusion by the primary government would render the primary government’s financial statements incomplete or misleading. Based upon the application of these criteria, the District has no component units. The basic financial statements of the reporting entity include only those of the District (the primary government).

**SOUTH CENTRAL LOCAL SCHOOL DISTRICT
HURON COUNTY, OHIO**

NOTES TO THE BASIC FINANCIAL STATEMENTS
FOR THE FISCAL YEAR ENDED JUNE 30, 2021

NOTE 2 - SUMMARY OF SIGNIFICANT ACCOUNTING POLICIES - (Continued)

The following organizations are described due to their relationship to the District:

JOINTLY GOVERNED ORGANIZATION

Northern Ohio Educational Computer Association (NOECA)

The District is a participant in the Northern Ohio Educational Computer Association (NOECA), which is a computer consortium. NOECA is an association of various public school districts formed for the purpose of applying modern technology with the aid of computers and other electronic equipment to administrative and instructional functions among member school districts. The NOECA Board of Directors consists of two representatives from each county in which participating school districts are located, the chairman of each of the operating committees, and a representative from the fiscal agent. Financial information can be obtained by contacting NOECA's fiscal agent, the North Point Educational Service Center at 4918 Milan Road, Sandusky, Ohio 44870.

INSURANCE PURCHASING POOLS

Workers' Compensation Group Rating Program

The District participates in the Ohio Association of School Business Officials (OASBO) Workers' Compensation Group Rating Program (GRP). The GRP is sponsored by OASBO and administered by CompManagement, Inc. The intent of the GRP is to achieve the benefit of a reduced premium for the District by virtue of its grouping and representation with other participants in the GRP. The District pays a fee to the GRP to cover the costs of administering the program.

Huron-Erie School Employees Insurance Association

The Huron-Erie School Employees Insurance Association (Association) is a public entity risk pool comprised of 13 districts. The Association assembly consists of a superintendent or designated representative from each participating district and the program administrator. The Association is governed by a Board of Directors chosen from the general membership. The degree of control exercised by any participating district is limited to its representation on the Board. Financial information can be obtained by contacting the program administrator at the Huron-Erie School Employees Insurance Association, located at 4918 Milan Road, Sandusky, Ohio 44870.

B. Fund Accounting

The District uses funds to maintain its financial records during the year. A fund is defined as a fiscal and accounting entity with a self balancing set of accounts. There are three categories of funds: governmental, proprietary and fiduciary.

GOVERNMENTAL FUNDS

Governmental funds are those through which most governmental functions typically are financed. Governmental fund reporting focuses on the sources, uses and balances of current financial resources. Expendable assets are assigned to the various governmental funds according to the purposes for which they may or must be used. Current liabilities are assigned to the fund from which they will be paid. The difference between governmental fund assets plus deferred outflows of resources and liabilities plus deferred inflows of resources are reported as fund balance.

The following is the District's major governmental fund:

General fund - The general fund is used to account for and report all financial resources not accounted for and reported in another fund. The general fund balance is available for any purpose provided it is expended or transferred according to the general laws of Ohio.

**SOUTH CENTRAL LOCAL SCHOOL DISTRICT
HURON COUNTY, OHIO**

NOTES TO THE BASIC FINANCIAL STATEMENTS
FOR THE FISCAL YEAR ENDED JUNE 30, 2021

NOTE 2 - SUMMARY OF SIGNIFICANT ACCOUNTING POLICIES - (Continued)

Other governmental funds of the District are used to account for (a) financial resources that are restricted, committed, or assigned to expenditures for capital outlays including the acquisition or construction of capital facilities and other capital assets and (b) specific revenue sources that are restricted or committed to an expenditure for specified purposes other than debt service or capital projects.

C. Basis of Presentation and Measurement Focus

Government-wide Financial Statements - The statement of net position and the statement of activities display information about the District as a whole. These statements include the financial activities of the primary government, except for fiduciary funds.

The government-wide statement of activities presents a comparison between direct expenses and program revenues for each function or program of the governmental activities of the District. Direct expenses are those that are specifically associated with a service, program or department and therefore clearly identifiable to a particular function. Program revenues include amounts paid by the recipient of goods or services offered by the program and grants and contributions that are restricted to meeting the operational or capital requirements of a particular program. Revenues not classified as program revenues are presented as general revenues of the District.

The government-wide financial statements are prepared using the economic resources measurement focus. All assets, deferred outflows of resources, liabilities and deferred inflows of resources associated with the operation of the District are included on the statement of net position.

Fund Financial Statements - Fund financial statements report detailed information about the District. The focus of governmental fund financial statements is on major funds rather than reporting funds by type. Each major fund is presented in a separate column, and all nonmajor funds are aggregated into one column.

All governmental funds are accounted for using a flow of current financial resources measurement focus. With this measurement focus, only current assets, current deferred outflows of resources, current liabilities and current deferred inflows of resources generally are included on the balance sheet. The statement of revenues, expenditures and changes in fund balances reports on the sources (i.e., revenues and other financing sources) and uses (i.e., expenditures and other financing uses) of current financial resources. This approach differs from the manner in which the governmental activities of the government-wide financial statements are prepared. Governmental fund financial statements therefore include a reconciliation with brief explanations to better identify the relationship between the government-wide statements and the statements for governmental funds.

D. Basis of Accounting

Basis of accounting determines when transactions are recorded in the financial records and reported on the financial statements. Government-wide financial statements are prepared using the accrual basis of accounting. Governmental funds use the modified accrual basis of accounting. Fiduciary funds also use the accrual basis of accounting.

Revenues - Exchange and Nonexchange Transactions - Revenue resulting from exchange transactions, in which each party gives and receives essentially equal value, is recorded on the accrual basis when the exchange takes place. On a modified accrual basis, revenue is recorded in the fiscal year in which the resources are measurable and become available. Available means that the resources will be collected within the current fiscal year or are expected to be collected soon enough thereafter to be used to pay liabilities of the current fiscal year. For the District, available means expected to be received within sixty days of fiscal year end.

**SOUTH CENTRAL LOCAL SCHOOL DISTRICT
HURON COUNTY, OHIO**

NOTES TO THE BASIC FINANCIAL STATEMENTS
FOR THE FISCAL YEAR ENDED JUNE 30, 2021

NOTE 2 - SUMMARY OF SIGNIFICANT ACCOUNTING POLICIES - (Continued)

Nonexchange transactions, in which the District receives value without directly giving equal value in return, include property taxes, income taxes, grants, entitlements and donations. On an accrual basis, revenue from property taxes is recognized in the fiscal year for which the taxes are levied (See Note 6). Revenue from income taxes is recognized in the fiscal year in which the underlying exchange transaction occurred (See Note 8).

Revenue from grants, entitlements and donations is recognized in the fiscal year in which all eligibility requirements have been satisfied. Eligibility requirements include timing requirements, which specify the year when the resources are required to be used or the fiscal year when use is first permitted, matching requirements, in which the District must provide local resources to be used for a specified purpose and expenditure requirements, in which the resources are provided to the District on a reimbursement basis. On a modified accrual basis, revenue from nonexchange transactions must also be available before it can be recognized.

Under the modified accrual basis, the following revenue sources are considered to be both measurable and available at fiscal year end: property taxes available as an advance, income taxes, interest, tuition, grants, student fees and rentals.

Deferred Outflows of Resources and Deferred Inflows of Resources - In addition to assets, the government-wide statement of net position will report a separate section for deferred outflows of resources. Deferred outflows of resources, represents a consumption of net position that applies to a future period and will not be recognized as an outflow of resources (expense/expenditure) until then. For the District, see Notes 14 and 15 for deferred outflows of resources related the District's net pension liability and net OPEB liability/asset, respectively.

In addition to liabilities, both the government-wide statement of net position and the governmental fund financial statements report a separate section for deferred inflows of resources. Deferred inflows of resources represent an acquisition of net position that applies to a future period and will not be recognized as an inflow of resources (revenue) until that time. For the District, deferred inflows of resources include property taxes and unavailable revenue. Property taxes represent the amounts for which there is an enforceable legal claim as of June 30, 2021, but which were levied to finance fiscal year 2022 operations. These amounts have been recorded as a deferred inflow of resources on both the government-wide statement of net position and the governmental fund financial statements. Unavailable revenue is reported only on the governmental funds balance sheet and represents receivables which will not be collected within the available period. For the District unavailable revenue includes, but is not limited to, delinquent property taxes, income taxes and intergovernmental grants. These amounts are deferred and recognized as an inflow of resources in the period the amounts become available.

For the District, see Notes 14 and 15 for deferred inflows of resources related to the District's net pension liability and net OPEB liability/asset, respectively. This deferred inflow of resources is only reported on the government-wide statement of net position.

Expenses/Expenditures - On the accrual basis of accounting, expenses are recognized at the time they are incurred. The entitlement value of donated commodities received during the year is reported in the statement of revenues, expenditures and changes in fund balances as an expenditure with a like amount reported as intergovernmental revenue.

The measurement focus of governmental fund accounting is on decreases in net financial resources (expenditures) rather than expenses. Expenditures are generally recognized in the accounting period in which the related fund liability is incurred, if measurable. Allocations of cost, such as depreciation and amortization, are not recognized in governmental funds.

**SOUTH CENTRAL LOCAL SCHOOL DISTRICT
HURON COUNTY, OHIO**

NOTES TO THE BASIC FINANCIAL STATEMENTS
FOR THE FISCAL YEAR ENDED JUNE 30, 2021

NOTE 2 - SUMMARY OF SIGNIFICANT ACCOUNTING POLICIES - (Continued)

E. Budgets

The District is required by State statute to adopt an annual appropriated cash basis budget for all funds except custodial funds. The specific timetable for fiscal year 2021 is as follows:

1. Prior to January 15, the Superintendent and Treasurer submit to the Board of Education a proposed operating budget for the fiscal year commencing the following July 1. The budget includes proposed expenditures and the means of financing for all funds. Public hearings are publicized and conducted to obtain taxpayers' comments. The purpose of this budget document is to reflect the need for existing (or increased) tax rates.
2. By no later than January 20, the Board-adopted budget is filed with the Huron County Budget Commission for tax rate determination.
3. Prior to April 1, the Board of Education accepts, by formal resolution, the tax rates as determined by the Budget Commission and receives the Commission's certificate of estimated resources which states the projected revenue of each fund. Prior to July 1, the District must revise its budget so that total contemplated expenditures from any fund during the ensuing year will not exceed the amount stated in the certificate of estimated resources. The revised budget then serves as a basis for the appropriation measure. On or about July 1, the certificate is amended to include any unencumbered balances from the preceding year as reported by the District Treasurer. The certificate may be further amended during the year if projected increases or decreases in revenue are identified by the District Treasurer. The budget figures, as shown in the accompanying budgetary statement, reflect the amounts set forth in the original and final certificate of estimated resources issued for fiscal year 2021.
4. By July 1, the annual appropriation resolution is legally enacted by the Board of Education at the fund level of expenditures, which is the legal level of budgetary control. State statute permits a temporary appropriation to be effective until no later than October 1 of each year. Resolution appropriations by fund, must be within the estimated resources as certified by the County Budget Commission and the total of expenditures may not exceed the appropriation totals.
5. All funds, other than custodial funds, are legally required to be budgeted and appropriated. The primary level of budgetary control is at the fund level. Any budgetary modifications at this level may only be made by resolution of the Board of Education. Although the legal level of budgetary control was established at the fund level of expenditures for the general fund, the District has elected to present its respective budgetary statement comparison at the fund and function level of expenditures.

Advances-in and advances-out are not required to be budgeted since they represent a temporary cash flow resource and are intended to be repaid.

6. Formal budgetary integration is employed as a management control device during the year for all funds consistent with the general obligation bond indenture and other statutory provisions. All funds completed the year within the amount of their legally authorized cash basis appropriation.
7. Appropriations amounts are as originally adopted, or as amended by the Board of Education through the year by supplemental appropriations, which either reallocated or increased the original appropriated amounts. All supplemental appropriations were legally enacted by the Board prior to June 30, 2021. The budget figures, as shown in the accompanying budgetary statement, reflect the original and final appropriation amounts including all amendments and modifications.
8. Unencumbered appropriations lapse at fiscal year end. Encumbered appropriations are carried forward to the succeeding fiscal year and need not be reappropriated. Expenditures may not legally exceed budgeted appropriations at the legal level of budgetary control.

**SOUTH CENTRAL LOCAL SCHOOL DISTRICT
HURON COUNTY, OHIO**

NOTES TO THE BASIC FINANCIAL STATEMENTS
FOR THE FISCAL YEAR ENDED JUNE 30, 2021

NOTE 2 - SUMMARY OF SIGNIFICANT ACCOUNTING POLICIES - (Continued)

F. Cash and Investments

To improve cash management, cash received by the District is pooled. Monies for all funds are maintained in this pool. Individual fund integrity is maintained through the District's records. Each fund's interest in the pool is presented as "equity in pooled cash and cash equivalents" on the basic financial statements.

During fiscal year 2021, investments were limited to the State Treasury Asset Reserve of Ohio (STAR Ohio). STAR Ohio is an investment pool managed by the State Treasurer's Office which allows governments within the State to pool their funds for investment purposes. STAR Ohio is not registered with the SEC as an investment company, but has adopted Governmental Accounting Standards Board (GASB), Statement No. 79, "Certain External Investment Pools and Pool Participants." The District measures its investment in STAR Ohio at the net asset value (NAV) per share provided by STAR Ohio. The NAV per share is calculated on an amortized cost basis that provides an NAV per share that approximates fair value.

For fiscal year 2021, there were no limitations or restrictions on any participant withdrawals due to redemption notice periods, liquidity fees, or redemption gates. However, notice must be given 24 hours in advance of all deposits and withdrawals exceeding \$100 million. STAR Ohio reserves the right to limit the transaction to \$250 million, requiring the excess amount to be transacted the following business day(s), but only to the \$250 million limit. All accounts of the participant will be combined for these purposes.

Under existing Ohio statutes all investment earnings are assigned to the general fund unless statutorily required to be credited to a specific fund or by policy of the Board of Education. Interest revenue credited to the general fund during fiscal year 2021 amounted to \$11,740 which includes \$918 assigned from other funds.

For presentation on the basic financial statements, investments of the cash management pool and investments with original maturities of three months or less at the time they are purchased by the District are considered to be cash equivalents. Investments with an initial maturity of more than three months are reported as investments.

An analysis of the District's investment account at year end is provided in Note 4.

G. Inventory

On government-wide and fund financial statements, purchased inventories are presented at the lower of cost or market and donated commodities are presented at their entitlement value. Inventories are recorded on a first-in, first-out basis and are expensed when used. Inventories are accounted for using the consumption method.

Inventory held for resale consists of donated food and purchased food. On the fund financial statements, reported material and supplies inventory is equally offset by a nonspendable fund balance in the governmental funds which indicates that it does not constitute available spendable resources even though it is a component of net current assets.

H. Capital Assets

Capital assets are not capitalized in the funds used to acquire or construct them. Instead, capital acquisition and construction are reflected as expenditures in governmental funds and the related assets are reported in the governmental activities column of the government-wide statement of net position, but are not reported in the fund financial statements.

**SOUTH CENTRAL LOCAL SCHOOL DISTRICT
HURON COUNTY, OHIO**

NOTES TO THE BASIC FINANCIAL STATEMENTS
FOR THE FISCAL YEAR ENDED JUNE 30, 2021

NOTE 2 - SUMMARY OF SIGNIFICANT ACCOUNTING POLICIES - (Continued)

All purchased capital assets are valued at cost where historical records are available and at an estimated historical cost where no historical records exist. Donated capital assets are valued at their acquisition value on the date received. Improvements are capitalized and depreciated over the remaining useful lives of the related capital assets, as applicable. Interest incurred during the construction of capital assets is also capitalized. The costs of normal maintenance and repairs that do not add to the value of the asset or materially extend asset lives are not capitalized. The District maintains a capitalization threshold of \$5,000.

All reported capital assets, except land, are depreciated. Improvements are depreciated over the remaining useful lives of the related capital assets. Depreciation is computed using the straight-line method over the useful lives of the respective assets, which range between 5 and 50 years.

I. Compensated Absences

Compensated absences of the District consist of vacation leave and sick leave liability to the extent that payments to the employee for these absences are attributable to services already rendered and are not contingent on a specific event that is outside the control of the District and the employee.

In accordance with the provisions of GASB Statement No. 16, "Accounting for Compensated Absences", a liability for vacation leave is accrued if a) the employees' rights to payment are attributable to services already rendered; and b) it is probable that the employer will compensate the employees for the benefits through paid time off or other means, such as cash payment at termination or retirement. An accrual for earned sick leave is made to the extent that it is probable that the benefits will result in termination (severance) payments. A liability for sick leave is accrued using the vesting method; i.e., the liability is based on the sick leave accumulated at June 30, 2021, by those employees who are currently eligible to receive termination (severance) payments, as well as those employees expected to become eligible in the future. For purposes of establishing a liability for sick leave on employees expected to become eligible to retire in the future, all employees age fifty with at least ten years of service and all employees with at least twenty years of service regardless of their age were considered expected to become eligible to retire in accordance with GASB Statement No. 16.

The total liability for vacation and sick leave payments has been calculated using pay rates in effect at June 30, 2021 and reduced to the maximum payment allowed by labor contract and/or statute, plus any applicable additional salary related payments.

The entire compensated absence liability is reported on the government-wide financial statements.

For governmental fund financial statements, the current portion of unpaid compensated absences is the amount expected to be paid using expendable available resources. These amounts are recorded in the account "compensated absences payable" in the fund from which the employees who have accumulated unpaid leave are paid. The noncurrent portion of the liability is not reported.

J. Accrued Liabilities and Long-Term Obligations

All payables, accrued liabilities and long-term obligations are reported in the government-wide financial statements.

In general, governmental fund payables and accrued liabilities that, once incurred, are paid in a timely manner and in full from current financial resources, are reported as obligations of the funds. However, claims and judgments, and compensated absences that will be paid from governmental funds are reported as a liability in the fund financial statements only to the extent that they are due for payment during the current year. Capital leases are recognized as a liability on the fund financial statements when due. Net pension/OPEB liability should be recognized in the governmental funds to the extent that benefit payments are due and payable and the pension/OPEB plan's fiduciary net position is not sufficient for payment of those benefits.

**SOUTH CENTRAL LOCAL SCHOOL DISTRICT
HURON COUNTY, OHIO**

NOTES TO THE BASIC FINANCIAL STATEMENTS
FOR THE FISCAL YEAR ENDED JUNE 30, 2021

NOTE 2 - SUMMARY OF SIGNIFICANT ACCOUNTING POLICIES - (Continued)

K. Fund Balance

Fund balance is divided into five classifications based primarily on the extent to which the District is bound to observe constraints imposed upon the use of the resources in the governmental funds. The classifications are as follows:

Nonspendable - The nonspendable fund balance classification includes amounts that cannot be spent because they are not in spendable form or legally required to be maintained intact. The “not in spendable form” criterion includes items that are not expected to be converted to cash. It also includes the long-term amount of loans receivable in the General fund.

Restricted - Fund balance is reported as restricted when constraints are placed on the use of resources that are either externally imposed by creditors (such as through debt covenants), grantors, contributors, or laws or regulations of other governments, or imposed by law through constitutional provisions or enabling legislation.

Committed - The committed fund balance classification includes amounts that can be used only for the specific purposes imposed by a formal action (resolution) of the District Board of Education (the highest level of decision making authority). Those committed amounts cannot be used for any other purpose unless the District Board of Education removes or changes the specified use by taking the same type of action (resolution) it employed to previously commit those amounts. Committed fund balance also incorporates contractual obligations to the extent that existing resources in the fund have been specifically committed for use in satisfying those contractual requirements.

Assigned - Amounts in the assigned fund balance classification are intended to be used by the District for specific purposes but do not meet the criteria to be classified as restricted nor committed. In governmental funds other than the general fund, assigned fund balance represents the remaining amount that is not restricted or committed. In the general fund, assigned amounts represent intended uses established by policies of the District Board of Education, which includes giving the Treasurer the authority to constrain monies for intended purposes.

Unassigned - Unassigned fund balance is the residual classification for the general fund and includes all spendable amounts not contained in the other classifications. In other governmental funds, the unassigned classification is only used to report a deficit fund balance resulting from overspending for specific purposes for which amounts had been restricted, committed, or assigned.

The District applies restricted resources first when expenditures are incurred for purposes for which restricted and unrestricted (committed, assigned, and unassigned) fund balance is available. Similarly, within unrestricted fund balance, committed amounts are reduced first followed by assigned, and then unassigned amounts when expenditures are incurred for purposes for which amounts in any of the unrestricted fund balance classifications could be used.

L. Net Position

Net position represents the difference between assets and deferred outflows and liabilities and deferred inflows. The net position component “net investment in capital assets,” consists of capital assets, net of accumulated depreciation, reduced by the outstanding balances of any borrowing used for the acquisition, construction or improvement of those assets. Deferred outflows of resources and deferred inflows of resources that are attributable to the acquisition, construction or improvement of those assets or related debt also should be included in this component of net position. Net position is reported as restricted when there are limitations imposed on its use either through the enabling legislation adopted by the District or through external restrictions imposed by creditors, grantors or laws or regulations of other governments. Net position restricted for other purposes includes resources restricted for special trusts and endowments. The District had no amounts restricted by enabling legislation.

**SOUTH CENTRAL LOCAL SCHOOL DISTRICT
HURON COUNTY, OHIO**

**NOTES TO THE BASIC FINANCIAL STATEMENTS
FOR THE FISCAL YEAR ENDED JUNE 30, 2021**

NOTE 2 - SUMMARY OF SIGNIFICANT ACCOUNTING POLICIES - (Continued)

The District applies restricted resources first when an expense is incurred for purposes for which both restricted and unrestricted net position is available.

M. Prepayments

Certain payments to vendors reflect the costs applicable to future accounting periods and are recorded as prepayments in both government-wide and fund financial statements. These items are reported as assets on the balance sheet using the consumption method. A current asset for the prepaid amounts is recorded at the time of the purchase and the expenditure/expense is reported in the year in which services are consumed. At fiscal year end, because prepayments are not available to finance future governmental fund expenditures, a nonspendable fund balance is recorded by an amount equal to the carrying value of the asset on the fund financial statements.

N. Estimates

The preparation of the basic financial statements in conformity with GAAP requires management to make estimates and assumptions that affect the amounts reported in the basic financial statements and accompanying notes. Actual results may differ from those estimates.

O. Interfund Activity

Exchange transactions between funds are reported as revenues in the seller funds and as expenditures/expenses in the purchaser funds. Flows of cash or goods from one fund to another without a requirement for repayment are reported as interfund transfers. Interfund transfers are reported as other financing sources/uses in governmental funds. Repayments from funds responsible for particular expenditures/expenses to the funds that initially paid for them are not presented on the basic financial statements.

P. Budget Stabilization Arrangement

The District has established a budget stabilization reserve in accordance with authority established by State law. Additions to the budget stabilization reserve can only be made by formal resolution of the Board of Education. Expenditures out of the budget stabilization reserve can only be made to offset future budget deficits. At June 30, 2021, the balance in the budget stabilization reserve was \$653,744. This amount is included in unassigned fund balance of the general fund and in unrestricted net position on the statement of net position.

Q. Pensions/Other Postemployment Benefits (OPEB)

For purposes of measuring the net pension/OPEB liability, net OPEB asset, deferred outflows of resources and deferred inflows of resources related pensions/OPEB, and pension/OPEB expense, information about the fiduciary net position of the pension/OPEB plans and additions to/deductions from their fiduciary net position have been determined on the same basis as they are reported by the pension/OPEB plan. For this purpose, benefit payments (including refunds of employee contributions) are recognized when due and payable in accordance with the benefit terms. The pension/OPEB plans report investments at fair value.

R. Extraordinary and Special Items

Extraordinary items are transactions or events that are both unusual in nature and infrequent in occurrence. Special items are transactions or events that are within the control of the Board of Education and that are either unusual in nature or infrequent in occurrence. Neither type of transaction occurred during fiscal year 2021.

**SOUTH CENTRAL LOCAL SCHOOL DISTRICT
HURON COUNTY, OHIO**

NOTES TO THE BASIC FINANCIAL STATEMENTS
FOR THE FISCAL YEAR ENDED JUNE 30, 2021

NOTE 2 - SUMMARY OF SIGNIFICANT ACCOUNTING POLICIES - (Continued)

S. Fair Value

The District categorizes its fair value measurements within the fair value hierarchy established by generally accepted accounting principles. The hierarchy is based on the valuation inputs used to measure the fair value of the asset. Level 1 inputs are quoted prices in active markets for identical assets; Level 2 inputs are significant other observable inputs; Level 3 inputs are significant unobservable inputs.

T. Interfund Balances

On the fund financial statements, receivables and payables resulting from short-term interfund loans are classified as “interfund loan receivables/payables”. These amounts are eliminated in the governmental activities column on the statement of net position.

NOTE 3 - ACCOUNTABILITY AND COMPLIANCE

A. Change in Accounting Principles

For fiscal year 2021, the District has applied GASB Statement No. 95, “*Postponement of the Effective Dates of Certain Authoritative Guidance.*” GASB Statement No. 95 provides temporary relief to governments and other stakeholders in light of the COVID-19 pandemic. This objective is accomplished by postponing the effective dates of certain provisions in Statements and Implementation Guides that first became effective or are scheduled to become effective for periods beginning after June 15, 2018, and later.

Certain provisions contained in the following pronouncements were scheduled to be implemented for the fiscal year ended June 30, 2021. Due to the implementation of GASB Statement No. 95, the effective dates of certain provisions contained in these pronouncements are postponed until the fiscal year ended June 30, 2022:

- Statement No. 87, *Leases*
- Implementation Guide No. 2019-3, *Leases*
- Statement No. 89, *Accounting for Interest Cost Incurred before the End of a Construction Period*
- Statement No. 92, *Omnibus 2020*
- Statement No. 93, *Replacement of Interbank Offered Rates*

B. Deficit Fund Balances

Fund balances at June 30, 2021 included the following individual fund deficits:

<u>Nonmajor funds</u>	<u>Deficit</u>
IDEA Part B	\$ 9,399
Title I	19,572
Miscellaneous Federal Grants	3,868

The general fund is liable for any deficit in these funds and provides transfers when cash is required, not when accruals occur. The deficit fund balances resulted from adjustments for accrued liabilities.

**SOUTH CENTRAL LOCAL SCHOOL DISTRICT
HURON COUNTY, OHIO**

NOTES TO THE BASIC FINANCIAL STATEMENTS
FOR THE FISCAL YEAR ENDED JUNE 30, 2021

NOTE 4 - DEPOSITS AND INVESTMENTS

State statutes classify monies held by the District into three categories.

Active deposits are public deposits necessary to meet current demands on the treasury. Such monies must be maintained either as cash in the District treasury, in commercial accounts payable or withdrawable on demand, including negotiable order of withdrawal (NOW) accounts, or in money market deposit accounts.

Inactive deposits are public deposits that the Board of Education has identified as not required for use within the current five year period of designation of depositories. Inactive deposits must either be evidenced by certificates of deposit maturing not later than the end of the current period of designation of depositories, or by savings or deposit accounts including, but not limited to, passbook accounts.

Interim deposits are deposits of interim monies. Interim monies are those monies which are not needed for immediate use, but which will be needed before the end of the current period of designation of depositories.

Interim deposits must be evidenced by time certificates of deposit maturing not more than one year from the date of deposit or by savings or deposit accounts including passbook accounts.

Interim monies may be deposited or invested in the following securities:

1. United States Treasury bills, bonds, notes, or any other obligation or security issued by the United States Treasury, or any other obligation guaranteed as to principal and interest by the United States;
2. Bonds, notes, debentures, or any other obligation or security issued by any federal government agency or instrumentality including, but not limited to, the Federal National Mortgage Association, Federal Home Loan Bank, Federal Farm Credit Bank, Federal Home Loan Mortgage Corporation, and Government National Mortgage Association. All federal agency securities shall be direct issuances of federal government agencies or instrumentalities;
3. Written repurchase agreements in the securities listed above provided the market value of the securities subject to the repurchase agreement must exceed the principal value of the agreement by at least two percent and be marked to market daily, and the term of the agreement must not exceed thirty days;
4. Bonds and other obligations of the State of Ohio, and with certain limitations including a requirement for maturity within ten years from the date of settlement, bonds and other obligations of political subdivisions of the State of Ohio, if training requirement have been met,
5. Time certificates of deposit or savings or deposit accounts including, but not limited to, passbook accounts;
6. No-load money market mutual funds consisting exclusively of obligations described in division (1) or (2) and repurchase agreements secured by such obligations, provided that investments in securities described in this division are only made through eligible institutions;
7. The State Treasurer's investment pool, the State Treasury Asset Reserve of Ohio (STAR Ohio); and,
8. Certain bankers' acceptances (for a period not to exceed one hundred eighty days) and commercial paper notes (for a period not to exceed two hundred seventy days) in an amount not to exceed 40 percent of the interim monies available for investment at any one time if training requirements have been met.

**SOUTH CENTRAL LOCAL SCHOOL DISTRICT
HURON COUNTY, OHIO**

NOTES TO THE BASIC FINANCIAL STATEMENTS
FOR THE FISCAL YEAR ENDED JUNE 30, 2021

NOTE 4 - DEPOSITS AND INVESTMENTS - (Continued)

Protection of the District's deposits is provided by the Federal Deposit Insurance Corporation (FDIC), by eligible securities pledged by the financial institution as security for repayment, or by the financial institutions participation in the Ohio Pooled Collateral System (OPCS), a collateral pool of eligible securities deposited with a qualified trustee and pledged to the Treasurer of State to secure repayment of all public monies deposited in the financial institution.

Investments in stripped principal or interest obligations, reverse repurchase agreements and derivatives are prohibited. The issuance of taxable notes for the purpose of arbitrage, the use of leverage and short selling are also prohibited. Except as noted above, an investment must mature within five years from the date of purchase unless matched to a specific obligation or debt of the District and must be purchased with the expectation that it will be held to maturity. Investments may only be made through specified dealers and institutions. Payment for investments may be made only upon delivery of the securities representing the investments to the Treasurer or, if the securities are not represented by a certificate, upon receipt of confirmation of transfer from the custodian.

A. Cash on Hand

At fiscal year end, the District had \$155 in undeposited cash on hand which is included on the financial statements of the District as part of "equity in pooled cash and cash equivalents".

B. Deposits with Financial Institutions

At June 30, 2021, the carrying amount of all District deposits was \$285,516 and the bank balance of all District deposits was \$57,820. Of the bank balance, all was covered by the FDIC.

C. Investments

As of June 30, 2021, the District had the following investment and maturity:

<u>Measurement/ Investment type</u>	<u>Measurement Value</u>	<u>Investment Maturity 6 months or less</u>
<i>Amortized cost:</i>		
STAR Ohio	<u>\$ 6,209,578</u>	<u>\$ 6,209,578</u>

Interest Rate Risk: As a means of limiting its exposure to fair value losses arising from rising interest rates and according to State law, the District's investment policy limits investment portfolio maturities to five years or less.

Credit Risk: STAR Ohio carries a rating of AAAM by Standard & Poor's. Ohio law requires that STAR Ohio maintain the highest rating provided by at least one nationally recognized standard rating service. The District's investment policy does not specifically address credit risk beyond requiring the District to only invest in securities authorized by the State statute.

Concentration of Credit Risk: The District places no limit on the amount that may be invested in any one issuer. The following table includes the percentage of each investment type held by the District at June 30, 2021:

<u>Measurement/ Investment type</u>	<u>Measurement Value</u>	<u>% of Total</u>
<i>Amortized cost:</i>		
STAR Ohio	<u>\$ 6,209,578</u>	<u>100.00</u>

**SOUTH CENTRAL LOCAL SCHOOL DISTRICT
HURON COUNTY, OHIO**

NOTES TO THE BASIC FINANCIAL STATEMENTS
FOR THE FISCAL YEAR ENDED JUNE 30, 2021

NOTE 4 - DEPOSITS AND INVESTMENTS - (Continued)

D. Reconciliation of Cash and Investments to the Statement of Net Position

The following is a reconciliation of cash and investments as reported in the note above to cash and cash equivalents as reported on the statement of net position as of June 30, 2021:

<u>Cash and investments per note</u>	
Carrying amount of deposits	\$ 285,516
Investments	6,209,578
Cash on hand	<u>155</u>
Total	<u>\$ 6,495,249</u>
 <u>Cash and cash equivalents per statement of net position</u>	
Governmental activities	<u>\$ 6,495,249</u>

NOTE 5 - INTERFUND TRANSACTIONS

Interfund balances at June 30, 2021 as reported on the fund statements, consist of the following individual interfund loans receivable and payable:

<u>Receivable fund</u>	<u>Payable fund</u>	<u>Amount</u>
General fund	Nonmajor governmental fund	<u>\$ 2,400</u>

The primary purpose of the interfund balances is to cover costs in specific funds where revenues were not received by June 30. These interfund balances will be repaid once the anticipated revenues are received. All interfund balances are expected to be repaid within one year.

Interfund balances between governmental funds are eliminated on the government-wide financial statements; therefore, no internal balances at June 30, 2021 are reported on the statement of net position.

NOTE 6 - PROPERTY TAXES

Property taxes are levied and assessed on a calendar year basis while the District fiscal year runs from July through June. First half tax collections are received by the District in the second half of the fiscal year. Second half tax distributions occur in the first half of the following fiscal year.

Property taxes include amounts levied against all real property and public utility property. Real property tax revenues received in calendar year 2021 represent the collection of calendar year 2020 taxes. Real property taxes received in calendar year 2021 were levied after April 1, 2020, on the assessed values as of January 1, 2020, the lien date. Assessed values for real property taxes are established by State statute at 35 percent of appraised market value. Real property taxes are payable annually or semiannually. If paid annually, payment is due December 31; if paid semiannually, the first payment is due December 31, with the remainder payable by June 20. Under certain circumstances, State statute permits alternate payment dates to be established. Public utility property tax revenues received in calendar year 2021 represent the collection of calendar year 2020 taxes. Public utility real and personal property taxes received in calendar year 2021 became a lien on December 31, 2019, were levied after April 1, 2020, and are collected with real property taxes. Public utility real property is assessed at 35 percent of true value; public utility tangible personal property is currently assessed at varying percentages of true value.

**SOUTH CENTRAL LOCAL SCHOOL DISTRICT
HURON COUNTY, OHIO**

NOTES TO THE BASIC FINANCIAL STATEMENTS
FOR THE FISCAL YEAR ENDED JUNE 30, 2021

NOTE 6 - PROPERTY TAXES - (Continued)

The District receives property taxes from Huron and Richland Counties. The County Auditors periodically advance to the District its portion of the taxes collected. Second-half real property tax payments collected by the Counties by June 30, 2021, are available to finance fiscal year 2021 operations. The amount available as an advance at June 30, 2021 was \$308,609 in the general fund, and \$15,939 in the permanent improvement fund (a nonmajor governmental fund). This amount is recorded as revenue. The amount available for advance at June 30, 2020 was \$243,780 in the general fund and \$11,327 in the permanent improvement fund (a nonmajor governmental fund). The amount of second-half real property taxes available for advance at fiscal year-end can vary based on the date the tax bills are sent.

Accrued property taxes receivable includes real property, public utility property and delinquent tangible personal property taxes which are measurable as of June 30, 2021 and for which there is an enforceable legal claim. Although total property tax collections for the next fiscal year are measurable, only the amount of real property taxes available as an advance at June 30 was levied to finance current fiscal year operations and is reported as revenue at fiscal year-end. The portion of the receivable not levied to finance current fiscal year operations is offset by a credit to deferred inflows.

On the accrual basis of accounting, collectible delinquent property taxes have been recorded as a receivable and revenue, while on a modified accrual basis of accounting the revenue has been reported as a deferred inflow.

The assessed values upon which the fiscal year 2021 taxes were collected are:

	2020 Second		2021 First	
	Half Collections		Half Collections	
	<u>Amount</u>	<u>Percent</u>	<u>Amount</u>	<u>Percent</u>
Agricultural/residential and other real estate	\$ 93,458,310	96.08	\$ 93,647,800	95.94
Public utility personal	<u>3,812,500</u>	<u>3.92</u>	<u>3,963,380</u>	<u>4.06</u>
Total	<u>\$ 97,270,810</u>	<u>100.00</u>	<u>\$ 97,611,180</u>	<u>100.00</u>
Tax rate per \$1,000 of assessed valuation	\$35.50		\$35.50	

NOTE 7 - RECEIVABLES

Receivables at June 30, 2021 consist of property taxes, income taxes, fees, accrued interest and intergovernmental grants and entitlements. All receivables are considered collectible in full due to the ability to foreclose for the nonpayment of taxes, the stable condition of State programs and the current year guarantee of federal funds. A summary of the principal items of receivables reported on the statement of net position follows:

Governmental activities:

Property taxes	\$ 1,963,748
Income taxes	523,849
Accounts	50
Accrued interest	662
Intergovernmental	<u>66,183</u>
Total	<u>\$ 2,554,492</u>

Receivables have been disaggregated on the face of the basic financial statements. All receivables are expected to be collected in the subsequent year.

**SOUTH CENTRAL LOCAL SCHOOL DISTRICT
HURON COUNTY, OHIO**

NOTES TO THE BASIC FINANCIAL STATEMENTS
FOR THE FISCAL YEAR ENDED JUNE 30, 2021

NOTE 8 - INCOME TAXES

The District levies a voted income tax of 1.25 percent on the income of residents and on estates for general operations of the District. The income tax became effective on January 1, 1991 and is a continuing tax. Employers of residents are required to withhold income tax on employee compensation and then remit that income tax to the State, and taxpayers are required to file an annual return. The State makes quarterly distributions to the District after withholding amounts for administrative fees and estimated refunds. Income tax revenue is credited to the general fund and amounted to \$1,308,926 for fiscal year 2021.

NOTE 9 - CAPITAL ASSETS

Capital asset activity for the fiscal year ended June 30, 2021, was as follows:

	<u>Balance</u> <u>June 30, 2020</u>	<u>Additions</u>	<u>Deductions</u>	<u>Balance</u> <u>June 30, 2021</u>
Governmental activities:				
<i>Capital assets, not being depreciated:</i>				
Land	\$ 37,245	\$ -	\$ -	\$ 37,245
Total capital assets, not being depreciated	<u>37,245</u>	<u>-</u>	<u>-</u>	<u>37,245</u>
<i>Capital assets, being depreciated:</i>				
Land improvements	961,128	-	-	961,128
Buildings and improvements	8,105,232	-	-	8,105,232
Furniture and equipment	724,369	-	-	724,369
Vehicles	<u>1,777,276</u>	<u>119,006</u>	<u>(154,086)</u>	<u>1,742,196</u>
Total depreciable capital assets	<u>11,568,005</u>	<u>119,006</u>	<u>(154,086)</u>	<u>11,532,925</u>
<i>Less: accumulated depreciation:</i>				
Land improvements	(663,475)	(33,628)	-	(697,103)
Buildings and improvements	(4,221,767)	(147,774)	-	(4,369,541)
Furniture and equipment	(561,577)	(30,476)	-	(592,053)
Vehicles	<u>(1,344,417)</u>	<u>(95,550)</u>	<u>147,009</u>	<u>(1,292,958)</u>
Total accumulated depreciation	<u>(6,791,236)</u>	<u>(307,428)</u>	<u>147,009</u>	<u>(6,951,655)</u>
Governmental activities capital assets, net	<u>\$ 4,814,014</u>	<u>\$ (188,422)</u>	<u>\$ (7,077)</u>	<u>\$ 4,618,515</u>

Depreciation expense was charged to governmental functions as follows:

Instruction:

Regular	\$ 39,781
Vocational	28,027

Support services:

Administration	10,641
Operations and maintenance	81,397
Pupil transportation	99,088
Central	22,646
Extracurricular activities	7,243
Food service operations	<u>18,605</u>
Total depreciation expense	<u>\$ 307,428</u>

**SOUTH CENTRAL LOCAL SCHOOL DISTRICT
HURON COUNTY, OHIO**

NOTES TO THE BASIC FINANCIAL STATEMENTS
FOR THE FISCAL YEAR ENDED JUNE 30, 2021

NOTE 10 - CAPITAL LEASES - LESSEE DISCLOSURE

In prior years, the District entered into capital leases for buses and copier equipment. Capital lease payments have been reclassified and are reflected as debt service expenditures in the financial statements for the governmental funds and as a reduction to the liability for the principal portion on the government-wide financial statements. These expenditures are reported as function expenditures on the budgetary statements.

Capital assets consisting of vehicles and equipment have been capitalized in the amount of \$262,648. This amount represents the present value of the minimum lease payments at the time of acquisition. A corresponding liability was recorded on the statement of net position. Principal and interest payments in the 2021 fiscal year totaled \$52,494 and \$4,077, respectively, paid by the general fund. Accumulated depreciation on the capital assets acquired under the leases at June 30, 2021 was \$127,471, leaving a book value of \$135,177.

The following is a schedule of the future long-term minimum lease payments required under the capital lease and the present value of the future minimum lease payments as of June 30, 2021:

<u>Fiscal Year</u> <u>Ending June 30,</u>	<u>Amount</u>
2022	\$ 21,422
2023	<u>20,103</u>
Total minimum lease payments	41,525
Less: Amount representing interest	<u>(2,913)</u>
Total	<u>\$ 38,612</u>

NOTE 11 - LONG-TERM OBLIGATIONS

A. During the fiscal year 2021, the following activity occurred in governmental activities long-term obligations.

	<u>Balance</u> <u>June 30, 2020</u>	<u>Additions</u>	<u>Reductions</u>	<u>Balance</u> <u>Outstanding</u> <u>June 30, 2021</u>	<u>Amounts</u> <u>Due in</u> <u>One Year</u>
Governmental activities:					
Capital leases payable	\$ 91,106	\$ -	\$ (52,494)	\$ 38,612	\$ 19,474
Net pension liability	10,578,270	911,495	-	11,489,765	-
Net OPEB liability	953,699	-	(124,364)	829,335	-
Compensated absences	<u>858,847</u>	<u>13,859</u>	<u>(66,789)</u>	<u>805,917</u>	<u>68,956</u>
Total governmental activities					
Long-term obligations	<u>\$ 12,481,922</u>	<u>\$ 925,354</u>	<u>\$ (243,647)</u>	<u>\$ 13,163,629</u>	<u>\$ 88,430</u>

Capital leases payable: The capital leases will be paid from the general fund (See Note 10).

Net pension liability: See Note 14 for details. The District pays obligation related to employee compensation from the fund benefitting from their service.

Net OPEB liability/asset: See Note 15 for details. The District pays obligation related to employee compensation from the fund benefitting from their service.

**SOUTH CENTRAL LOCAL SCHOOL DISTRICT
HURON COUNTY, OHIO**

NOTES TO THE BASIC FINANCIAL STATEMENTS
FOR THE FISCAL YEAR ENDED JUNE 30, 2021

NOTE 11 - LONG-TERM OBLIGATIONS - (Continued)

Compensated absences: Compensated absences will be paid from the fund from which the employees' salaries are paid which, for the District is the general fund, food service fund (a nonmajor governmental fund), the Title VI-B fund (a nonmajor governmental fund) and the Title I fund (a nonmajor governmental fund).

B. Legal Debt Margin

The Ohio Revised Code provides that voted net general obligation debt of the District shall never exceed 9% of the total assessed valuation of the District. The code further provides that unvoted indebtedness shall not exceed 1/10 of 1% of the property valuation of the District. The code additionally states that unvoted indebtedness related to energy conservation debt shall not exceed 9/10 of 1% of the property valuation of the District. The assessed valuation used in determining the District's legal debt margin has been modified by House Bill 530 which became effective March 30, 2006. In accordance with House Bill 530, the assessed valuation used in the District's legal debt margin calculation excluded tangible personal property used in business, telephone or telegraph property, interexchange telecommunications company property, and personal property owned or leased by a railroad company and used in railroad operations. The effects of these debt limitations at June 30, 2021, are a voted debt margin of \$8,785,006 and an unvoted debt margin of \$97,611.

NOTE 12 - COMPENSATED ABSENCES

The criteria for determining vested vacation and sick leave components are derived from Board policy, negotiated agreements and State laws. Classified employees earn five to twenty-five days of vacation per year, depending upon the length of service. School support personnel accumulate vacation based upon the length of service as follows:

<u>Length of Service</u>	<u>Vacation Leave</u>
After 12 Months	5 Days
13 to 84 Months	10 Days
7-15 Years	15 Days
15-20 Years	20 Days
20-25 Years	25 Days

Vacation Pay: A support staff employee may accrue vacation leave over a period of two years. The employee may be paid for the unused portion of the vacation annually. Upon separation from employment the employee may be compensated for unused vacation accrued during the two years prior to their separation.

Sick Leave: Each employee receives 15 sick leave days per year and each employee can earn a maximum of 240 days. An employee may be compensated for unused sick leave based upon a set percentage which gives consideration for length of service.

NOTE 13 - RISK MANAGEMENT

A. Comprehensive

The District is exposed to various risks of loss related to torts, theft of, damage to, and destruction of assets, injuries to employees and natural disasters.

The District maintains comprehensive insurance coverage with Ohio School Plan as authorized by Ohio Revised Code 2744.081 for real property, building contents and vehicles. Vehicle policies include liability coverage for bodily injury and property damage. Real property and contents are 100% coinsured.

**SOUTH CENTRAL LOCAL SCHOOL DISTRICT
HURON COUNTY, OHIO**

NOTES TO THE BASIC FINANCIAL STATEMENTS
FOR THE FISCAL YEAR ENDED JUNE 30, 2021

NOTE 13 - RISK MANAGEMENT - (Continued)

Fleet and property/casualty insurance are purchased through Ohio School Plan. Settled claims resulting from these risks have not exceeded coverage in any of the prior three fiscal years. Also, coverages have not been materially reduced from prior fiscal years.

B. Health Benefits

The District joined together with other area school districts to form the Huron-Erie School Employees Insurance Association, a public entity risk management and employee health benefits program for 13 member school districts. The District pays a monthly premium to the pool for health, dental and prescription coverage. The agreement for formation of the pool provides that it will be self-sustaining through member premiums, and the pool will purchase stop-loss insurance policies through commercial companies to cover claims in excess of \$400,000 for any employee.

In the event of withdrawal, the District shall assume and be responsible for payment of all claims of its eligible employees, families and dependents from the effective date of withdrawal, regardless of when such claims were incurred, processed, or presented to the Association, insurance provider, insurance consultant, or any other appropriate or authorized person or representative; provided further, any such claims, which are paid after the effective date of withdrawal by the Association insurance provider or insurance consultant, or charged to such parties, shall be reimbursed in full by any withdrawing member upon demand of the Association.

C. Workers Compensation

The District participates in the OASBO/CompManagement, Inc. Workers' Compensation Group Rating Program (GRP), an insurance purchasing pool. The intent of the GRP is to achieve the benefit of a reduced premium for the District by virtue of its grouping and representation with other participants in the GRP. The workers' compensation experience of the participating school districts is tiered into groups based upon past workers' compensation experience. Within each tiered group, a common premium rate is applied to all school districts within that group. Each participant pays its workers' compensation premium to the state based on the rate for the GRP rather than its individual rate. Total savings are then calculated and each participant's individual performance is compared to the overall savings percentage of their tiered group. Participation in the GRP is limited to school districts that can meet the GRP's selection criteria. The firm of CompManagement, Inc. provides administrative, cost control and actuarial services to the GRP.

NOTE 14 - DEFINED BENEFIT PENSION PLANS

The Statewide retirement systems provide both pension benefits and other postemployment benefits (OPEB).

Net Pension Liability/Net OPEB Liability/Asset

Pensions and OPEB are a component of exchange transactions—between an employer and its employees—of salaries and benefits for employee services. Pensions/OPEB are provided to an employee—on a deferred-payment basis—as part of the total compensation package offered by an employer for employee services each financial period.

The net pension/OPEB liability (asset) represent the District's proportionate share of each pension/OPEB plan's collective actuarial present value of projected benefit payments attributable to past periods of service, net of each pension/OPEB plan's fiduciary net position. The net pension/OPEB liability (asset) calculation is dependent on critical long-term variables, including estimated average life expectancies, earnings on investments, cost of living adjustments and others. While these estimates use the best information available, unknowable future events require adjusting these estimates annually.

**SOUTH CENTRAL LOCAL SCHOOL DISTRICT
HURON COUNTY, OHIO**

NOTES TO THE BASIC FINANCIAL STATEMENTS
FOR THE FISCAL YEAR ENDED JUNE 30, 2021

NOTE 14 - DEFINED BENEFIT PENSION PLANS - (Continued)

Ohio Revised Code limits the District’s obligation for this liability to annually required payments. The District cannot control benefit terms or the manner in which pensions/OPEB are financed; however, the District does receive the benefit of employees’ services in exchange for compensation including pension and OPEB.

GASB 68/75 assumes the liability is solely the obligation of the employer, because (1) they benefit from employee services; and (2) State statute requires funding to come from these employers. All pension contributions to date have come solely from these employers (which also includes pension costs paid in the form of withholdings from employees). The retirement systems may allocate a portion of the employer contributions to provide for these OPEB benefits. In addition, health care plan enrollees pay a portion of the health care costs in the form of a monthly premium. State statute requires the retirement systems to amortize unfunded pension liabilities within 30 years. If the pension amortization period exceeds 30 years, each retirement system’s board must propose corrective action to the State legislature. Any resulting legislative change to benefits or funding could significantly affect the net pension/OPEB liability (asset). Resulting adjustments to the net pension/OPEB liability (asset) would be effective when the changes are legally enforceable. The Ohio Revised Code permits, but does not require, the retirement systems to provide healthcare to eligible benefit recipients.

The remainder of this note includes the required pension disclosures. See Note 15 for the required OPEB disclosures.

The proportionate share of each plan’s unfunded benefits is presented as a long-term *net pension/OPEB liability (asset)* on the accrual basis of accounting. Any liability for the contractually-required pension contribution outstanding at the end of the year is included pension and postemployment benefits payable on both the accrual and modified accrual bases of accounting.

Plan Description - School Employees Retirement System (SERS)

Plan Description - The District non-teaching employees participate in SERS, a cost-sharing multiple-employer defined benefit pension plan administered by SERS. SERS provides retirement, disability and survivor benefits, annual cost-of-living adjustments, and death benefits to plan members and beneficiaries. Authority to establish and amend benefits is provided by Ohio Revised Code Chapter 3309. SERS issues a publicly available, stand-alone financial report that includes financial statements, required supplementary information and detailed information about SERS’ fiduciary net position. That report can be obtained by visiting the SERS website at www.ohsers.org under Employers/Audit Resources.

Age and service requirements for retirement are as follows:

	Eligible to Retire on or before August 1, 2017 *	Eligible to Retire after August 1, 2017
Full benefits	Age 65 with 5 years of services credit; or Any age with 30 years of service credit	Age 67 with 10 years of service credit; or Age 57 with 30 years of service credit
Actuarially reduced benefits	Age 60 with 5 years of service credit; or Age 55 with 25 years of service credit	Age 62 with 10 years of service credit; or Age 60 with 25 years of service credit

* Members with 25 years of service credit as of August 1, 2017 will be included in this plan.

Annual retirement benefits are calculated based on final average salary multiplied by a percentage that varies based on years of service; 2.2% for the first thirty years of service and 2.5% for years of service credit over 30. Final average salary is the average of the highest three years of salary.

**SOUTH CENTRAL LOCAL SCHOOL DISTRICT
HURON COUNTY, OHIO**

NOTES TO THE BASIC FINANCIAL STATEMENTS
FOR THE FISCAL YEAR ENDED JUNE 30, 2021

NOTE 14 - DEFINED BENEFIT PENSION PLANS - (Continued)

Effective January 1, 2018, SERS cost-of-living adjustment (COLA) changed from a fixed 3% annual increase to one based on the Consumer Price Index (CPI-W) with a cap of 2.5% and a floor of 0%. SERS also has the authority to award or suspend the COLA, or to adjust the COLA above or below CPI-W. SERS suspended the COLA increases for 2018, 2019 and 2020 for current retirees, and confirmed their intent to implement a four-year waiting period for the start of a COLA for future retirees. For 2021, the COLA was 0.5%.

Funding Policy - Plan members are required to contribute 10% of their annual covered salary and the District is required to contribute 14% of annual covered payroll. The contribution requirements of plan members and employers are established and may be amended by the SERS' Retirement Board up to statutory maximum amounts of 10% for plan members and 14% for employers. The Retirement Board, acting with the advice of the actuary, allocates the employer contribution rate among four of the System's funds (Pension Trust Fund, Death Benefit Fund, Medicare B Fund, and Health Care Fund). For the fiscal year ended June 30, 2021, the allocation to pension, death benefits, and Medicare B was 14.0%.

The District's contractually required contribution to SERS was \$165,340 for fiscal year 2021. Of this amount, \$10,136 is reported as pension and postemployment benefits payable.

Plan Description - State Teachers Retirement System (STRS)

Plan Description - Licensed teachers participate in STRS, a cost-sharing multiple-employer public employee retirement system administered by STRS. STRS provides retirement and disability benefits to members and death and survivor benefits to beneficiaries. STRS issues a stand-alone financial report that includes financial statements, required supplementary information and detailed information about STRS' fiduciary net position. That report can be obtained by writing to STRS, 275 E. Broad St., Columbus, OH 43215-3771, by calling (888) 227-7877, or by visiting the STRS website at www.strsoh.org.

New members have a choice of three retirement plans: a Defined Benefit (DB) Plan, a Defined Contribution (DC) Plan and a Combined (CO) Plan. Benefits are established by Ohio Revised Code Chapter 3307. The DB Plan offers an annual retirement allowance based on final average salary multiplied by a percentage that varies based on years of service. Effective August 1, 2015, the calculation will be 2.2% of final average salary for the five highest years of earnings multiplied by all years of service. Effective July 1, 2017, the cost-of-living adjustment was reduced to zero. Members are eligible to retire at age 60 with five years of qualifying service credit, or age 55 with 28 years of service, or 33 years of service regardless of age. Eligibility changes will be phased in until August 1, 2026, when retirement eligibility for unreduced benefits will be five years of service credit and age 65, or 35 years of service credit and at least age 60.

The DC Plan allows members to place all of their member contributions and 9.53% of the 14% employer contributions into an investment account. Investment allocation decisions are determined by the member. The remaining 4.47% of the 14% employer rate is allocated to the defined benefit unfunded liability. A member is eligible to receive a retirement benefit at age 50 and termination of employment. The member may elect to receive a lifetime monthly annuity or a lump sum withdrawal.

The Combined Plan offers features of both the DB Plan and the DC Plan. In the Combined Plan, 12% of the 14% member rate goes to the DC Plan and the remaining 2% is applied to the DB Plan. Member contributions to the DC Plan are allocated among investment choices by the member, and contributions to the DB Plan from the employer and the member are used to fund the defined benefit payment at a reduced level from the regular DB Plan. The defined benefit portion of the Combined Plan payment is payable to a member on or after age 60 with five years of service. The defined contribution portion of the account may be taken as a lump sum payment or converted to a lifetime monthly annuity after termination of employment at age 50 and after termination of employment.

**SOUTH CENTRAL LOCAL SCHOOL DISTRICT
HURON COUNTY, OHIO**

NOTES TO THE BASIC FINANCIAL STATEMENTS
FOR THE FISCAL YEAR ENDED JUNE 30, 2021

NOTE 14 - DEFINED BENEFIT PENSION PLANS - (Continued)

New members who choose the DC Plan or Combined Plan will have another opportunity to reselect a permanent plan during their fifth year of membership. Members may remain in the same plan or transfer to another STRS plan. The optional annuitization of a member's defined contribution account or the defined contribution portion of a member's Combined Plan account to a lifetime benefit results in STRS bearing the risk of investment gain or loss on the account. STRS has therefore included all three plan options as one defined benefit plan for GASB 68 reporting purposes.

A DB or Combined Plan member with five or more years of credited service who is determined to be disabled may qualify for a disability benefit. Eligible survivors of members who die before service retirement may qualify for monthly benefits. New members on or after July 1, 2013, must have at least ten years of qualifying service credit to apply for disability benefits. Members in the DC Plan who become disabled are entitled only to their account balance. If a member of the DC Plan dies before retirement benefits begin, the member's designated beneficiary is entitled to receive the member's account balance.

Funding Policy - Employer and member contribution rates are established by the State Teachers Retirement Board and limited by Chapter 3307 of the Ohio Revised Code. For fiscal year 2021, plan members were required to contribute 14% of their annual covered salary. The District was required to contribute 14%; the entire 14% was the portion used to fund pension obligations. The fiscal year 2021 contribution rates were equal to the statutory maximum rates.

The District's contractually required contribution to STRS was \$629,839 for fiscal year 2021. Of this amount, \$113,500 is reported as pension and postemployment benefits payable.

Pension Liabilities, Pension Expense, and Deferred Outflows of Resources and Deferred Inflows of Resources Related to Pensions

The net pension liability was measured as of June 30, 2020, and the total pension liability used to calculate the net pension liability was determined by an actuarial valuation as of that date. The District's proportion of the net pension liability was based on the District's share of contributions to the pension plan relative to the projected contributions of all participating entities.

Following is information related to the proportionate share and pension expense:

	<u>SERS</u>	<u>STRS</u>	<u>Total</u>
Proportion of the net pension liability prior measurement date	0.03695450%	0.03783606%	
Proportion of the net pension liability current measurement date	<u>0.03704920%</u>	<u>0.03735778%</u>	
Change in proportionate share	<u>0.00009470%</u>	<u>-0.00047828%</u>	
Proportionate share of the net pension liability	\$ 2,450,512	\$ 9,039,253	\$ 11,489,765
Pension expense	\$ 290,090	\$ 1,219,390	\$ 1,509,480

**SOUTH CENTRAL LOCAL SCHOOL DISTRICT
HURON COUNTY, OHIO**

NOTES TO THE BASIC FINANCIAL STATEMENTS
FOR THE FISCAL YEAR ENDED JUNE 30, 2021

NOTE 14 - DEFINED BENEFIT PENSION PLANS - (Continued)

At June 30, 2021, the District reported deferred outflows of resources and deferred inflows of resources related to pensions from the following sources:

	<u>SERS</u>	<u>STRS</u>	<u>Total</u>
Deferred outflows of resources			
Differences between expected and actual experience	\$ 4,759	\$ 20,283	\$ 25,042
Net difference between projected and actual earnings on pension plan investments	155,560	439,583	595,143
Changes of assumptions	-	485,235	485,235
Difference between employer contributions and proportionate share of contributions/ change in proportionate share	3,526	143,435	146,961
Contributions subsequent to the measurement date	<u>165,340</u>	<u>629,839</u>	<u>795,179</u>
Total deferred outflows of resources	<u>\$ 329,185</u>	<u>\$ 1,718,375</u>	<u>\$ 2,047,560</u>
	<u>SERS</u>	<u>STRS</u>	<u>Total</u>
Deferred inflows of resources			
Differences between expected and actual experience	\$ -	\$ 57,799	\$ 57,799
Difference between employer contributions and proportionate share of contributions/ change in proportionate share	<u>26,047</u>	<u>235,966</u>	<u>262,013</u>
Total deferred inflows of resources	<u>\$ 26,047</u>	<u>\$ 293,765</u>	<u>\$ 319,812</u>

\$795,179 reported as deferred outflows of resources related to pension resulting from District contributions subsequent to the measurement date will be recognized as a reduction of the net pension liability in the fiscal year ending June 30, 2022.

Other amounts reported as deferred outflows of resources and deferred inflows of resources related to pension will be recognized in pension expense as follows:

	<u>SERS</u>	<u>STRS</u>	<u>Total</u>
Fiscal Year Ending June 30:			
2022	\$ (23,995)	\$ 346,684	\$ 322,689
2023	48,251	94,686	142,937
2024	64,840	178,010	242,850
2025	<u>48,702</u>	<u>175,390</u>	<u>224,092</u>
Total	<u>\$ 137,798</u>	<u>\$ 794,770</u>	<u>\$ 932,568</u>

**SOUTH CENTRAL LOCAL SCHOOL DISTRICT
HURON COUNTY, OHIO**

NOTES TO THE BASIC FINANCIAL STATEMENTS
FOR THE FISCAL YEAR ENDED JUNE 30, 2021

NOTE 14 - DEFINED BENEFIT PENSION PLANS - (Continued)

Actuarial Assumptions - SERS

SERS' total pension liability was determined by their actuaries in accordance with GASB Statement No. 67, as part of their annual actuarial valuation for each defined benefit retirement plan. Actuarial valuations of an ongoing plan involve estimates of the value of reported amounts (e.g., salaries, credited service) and assumptions about the probability of occurrence of events far into the future (e.g., mortality, disabilities, retirements, employment termination). Actuarially determined amounts are subject to continual review and potential modifications, as actual results are compared with past expectations and new estimates are made about the future.

Projections of benefits for financial reporting purposes are based on the substantive plan (the plan as understood by the employers and plan members) and include the types of benefits provided at the time of each valuation and the historical pattern of sharing benefit costs between the employers and plan members to that point. The projection of benefits for financial reporting purposes does not explicitly incorporate the potential effects of legal or contractual funding limitations.

Actuarial calculations reflect a long-term perspective. For a newly hired employee, actuarial calculations will take into account the employee's entire career with the employer and also take into consideration the benefits, if any, paid to the employee after termination of employment until the death of the employee and any applicable contingent annuitant. In many cases actuarial calculations reflect several decades of service with the employer and the payment of benefits after termination.

Key methods and assumptions used in calculating the total pension liability in the latest actuarial valuation, prepared as of June 30, 2020, are presented below:

Wage inflation	3.00%
Future salary increases, including inflation	3.50% to 18.20%
COLA or ad hoc COLA	2.50%
Investment rate of return	7.50% net of investment expense, including inflation
Actuarial cost method	Entry age normal (level percent of payroll)

For 2020, the mortality rates were based on the RP-2014 Blue Collar Mortality Table with fully generational projection and a five-year age set-back for both males and females. Mortality among service retired members, and beneficiaries were based upon the RP-2014 Blue Collar Mortality Table with fully generational projection with Scale BB, 120% of male rates, and 110% of female rates. Mortality among disabled members was based upon the RP-2000 Disabled Mortality Table, 90% for male rates and 100% for female rates, set back five years is used for the period after disability retirement.

The most recent experience study was completed for the five year period ended June 30, 2015.

The long-term return expectation for the Pension Plan Investments has been determined using a building-block approach and assumes a time horizon, as defined in SERS' *Statement of Investment Policy*. A forecasted rate of inflation serves as the baseline for the return expectation. Various real return premiums over the baseline inflation rate have been established for each asset class. The long-term expected nominal rate of return has been determined by calculating a weighted average of the expected real return premiums for each asset class, adding the projected inflation rate, and adding the expected return from rebalancing uncorrelated asset classes.

**SOUTH CENTRAL LOCAL SCHOOL DISTRICT
HURON COUNTY, OHIO**

NOTES TO THE BASIC FINANCIAL STATEMENTS
FOR THE FISCAL YEAR ENDED JUNE 30, 2021

NOTE 14 - DEFINED BENEFIT PENSION PLANS - (Continued)

The target allocation and best estimates of arithmetic real rates of return for each major asset class are summarized in the following table:

Asset Class	Target Allocation	Long-Term Expected Real Rate of Return
Cash	2.00 %	1.85 %
US Equity	22.50	5.75
International Equity	22.50	6.50
Fixed Income	19.00	2.85
Private Equity	12.00	7.60
Real Assets	17.00	6.60
Multi-Asset Strategies	5.00	6.65
Total	<u>100.00 %</u>	

Discount Rate - The total pension liability was calculated using the discount rate of 7.50%. The projection of cash flows used to determine the discount rate assumed the contributions from employers and from the members would be computed based on contribution requirements as stipulated by State statute. Projected inflows from investment earnings were calculated using the long-term assumed investment rate of return (7.50%). Based on those assumptions, the plan's fiduciary net position was projected to be available to make all future benefit payments of current plan members. Therefore, the long-term expected rate of return on pension plan investments was applied to all periods of projected benefits to determine the total pension liability.

Sensitivity of the District's Proportionate Share of the Net Pension Liability to Changes in the Discount Rate - Net pension liability is sensitive to changes in the discount rate, and to illustrate the potential impact the following table presents the net pension liability calculated using the discount rate of 7.50%, as well as what each plan's net pension liability would be if it were calculated using a discount rate that is one percentage point lower (6.50%), or one percentage point higher (8.50%) than the current rate.

	1% Decrease	Current Discount Rate	1% Increase
District's proportionate share of the net pension liability	\$ 3,356,902	\$ 2,450,512	\$ 1,690,033

Actuarial Assumptions - STRS

Key methods and assumptions used in the latest actuarial valuation, reflecting experience study results used in the June 30, 2020, actuarial valuation are presented below:

	June 30, 2020
Inflation	2.50%
Projected salary increases	12.50% at age 20 to 2.50% at age 65
Investment rate of return	7.45%, net of investment expenses, including inflation
Payroll increases	3.00%
Cost-of-living adjustments (COLA)	0.00%

**SOUTH CENTRAL LOCAL SCHOOL DISTRICT
HURON COUNTY, OHIO**

NOTES TO THE BASIC FINANCIAL STATEMENTS
FOR THE FISCAL YEAR ENDED JUNE 30, 2021

NOTE 14 - DEFINED BENEFIT PENSION PLANS - (Continued)

For the June 30, 2020, actuarial valuation, post-retirement mortality rates for healthy retirees are based on the RP-2014 Annuitant Mortality Table with 50% of rates through age 69, 70% of rates between ages 70 and 79, 90% of rates between ages 80 and 84, and 100% of rates thereafter, projected forward generationally using mortality improvement scale MP-2016. Post-retirement disabled mortality rates are based on the RP-2014 Disabled Mortality Table with 90% of rates for males and 100% of rates for females, projected forward generationally using mortality improvement scale MP-2016. Pre-retirement mortality rates are based on RP-2014 Employee Mortality Table, projected forward generationally using mortality improvement scale MP-2016.

Actuarial assumptions used in the June 30, 2020 valuation are based on the results of an actuarial experience study for the period July 1, 2011 through June 30, 2016.

STRS Ohio's investment consultant develops an estimate range for the investment return assumption based on the target allocation adopted by the Retirement Board. The target allocation and long-term expected rate of return for each major asset class are summarized as follows:

<u>Asset Class</u>	<u>Target Allocation</u>	<u>Long-Term Expected Real Rate of Return *</u>
Domestic Equity	28.00 %	7.35 %
International Equity	23.00	7.55
Alternatives	17.00	7.09
Fixed Income	21.00	3.00
Real Estate	10.00	6.00
Liquidity Reserves	1.00	2.25
Total	<u>100.00 %</u>	

**10-Year geometric nominal returns, which include the real rate of return and inflation of 2.25% and does not include investment expenses. Over a 30-year period, STRS' investment consultant indicates that the above target allocations should generate a return above the actuarial rate of return, without net value added by management.

Discount Rate - The discount rate used to measure the total pension liability was 7.45% as of June 30, 2020. The projection of cash flows used to determine the discount rate assumes member and employer contributions will be made at the statutory contribution rates in accordance with rate increases described above. For this purpose, only employer contributions that are intended to fund benefits of current plan members and their beneficiaries are included. Projected employer contributions that are intended to fund the service costs of future plan members and their beneficiaries, as well as projected contributions from future plan members, are not included. Based on those assumptions, STRS' fiduciary net position was projected to be available to make all projected future benefit payments to current plan members as of June 30, 2020. Therefore, the long-term expected rate of return on pension plan investments of 7.45% was applied to all periods of projected benefit payment to determine the total pension liability as of June 30, 2020.

Sensitivity of the District's Proportionate Share of the Net Pension Liability to Changes in the Discount Rate - The following table presents the District's proportionate share of the net pension liability calculated using the current period discount rate assumption of 7.45%, as well as what the District's proportionate share of the net pension liability would be if it were calculated using a discount rate that is one-percentage-point lower (6.45%) or one-percentage-point higher (8.45%) than the current rate:

	<u>1% Decrease</u>	<u>Current Discount Rate</u>	<u>1% Increase</u>
District's proportionate share of the net pension liability	\$ 12,870,323	\$ 9,039,253	\$ 5,792,741

**SOUTH CENTRAL LOCAL SCHOOL DISTRICT
HURON COUNTY, OHIO**

NOTES TO THE BASIC FINANCIAL STATEMENTS
FOR THE FISCAL YEAR ENDED JUNE 30, 2021

NOTE 15 - DEFINED BENEFIT OPEB PLANS

Net OPEB Liability/Asset

See Note 14 for a description of the net OPEB liability (asset).

Plan Description - School Employees Retirement System (SERS)

Health Care Plan Description - The District contributes to the SERS Health Care Fund, administered by SERS for non-certificated retirees and their beneficiaries. For GASB 75 purposes, this plan is considered a cost-sharing other postemployment benefit (OPEB) plan. SERS' Health Care Plan provides healthcare benefits to eligible individuals receiving retirement, disability, and survivor benefits, and to their eligible dependents. Members who retire after June 1, 1986, need 10 years of service credit, exclusive of most types of purchased credit, to qualify to participate in SERS' health care coverage. In addition to age and service retirees, disability benefit recipients and beneficiaries who are receiving monthly benefits due to the death of a member or retiree, are eligible for SERS' health care coverage. Most retirees and dependents choosing SERS' health care coverage are over the age of 65 and therefore enrolled in a fully insured Medicare Advantage plan; however, SERS maintains a traditional, self-insured preferred provider organization for its non-Medicare retiree population. For both groups, SERS offers a self-insured prescription drug program. Health care is a benefit that is permitted, not mandated, by statute. The financial report of the Plan is included in the SERS Comprehensive Annual Financial Report which can be obtained on SERS' website at www.ohsers.org under Employers/Audit Resources.

Access to health care for retirees and beneficiaries is permitted in accordance with Section 3309 of the Ohio Revised Code. The Health Care Fund was established and is administered in accordance with Internal Revenue Code Section 105(e). SERS' Retirement Board reserves the right to change or discontinue any health plan or program. Active employee members do not contribute to the Health Care Plan. The SERS Retirement Board established the rules for the premiums paid by the retirees for health care coverage for themselves and their dependents or for their surviving beneficiaries. Premiums vary depending on the plan selected, qualified years of service, Medicare eligibility, and retirement status.

Funding Policy - State statute permits SERS to fund the health care benefits through employer contributions. Each year, after the allocation for statutorily required pensions and benefits, the Retirement Board may allocate the remainder of the employer contribution of 14% of covered payroll to the Health Care Fund in accordance with the funding policy. For the fiscal year ended June 30, 2021, SERS did not allocate any employer contributions to post-employment health care. An additional health care surcharge on employers is collected for employees earning less than an actuarially determined minimum compensation amount, pro-rated if less than a full year of service credit was earned. For fiscal year 2021, this amount was \$23,000. Statutes provide that no employer shall pay a health care surcharge greater than 2% of that employer's SERS-covered payroll; nor may SERS collect in aggregate more than 1.5% of the total statewide SERS-covered payroll for the health care surcharge. For fiscal year 2021, the District's surcharge obligation was \$25,918.

The surcharge added to the allocated portion of the 14% employer contribution rate is the total amount assigned to the Health Care Fund. The District's contractually required contribution to SERS was \$25,918 for fiscal year 2021. Of this amount, \$25,918 is reported as pension and postemployment benefits payable.

Plan Description - State Teachers Retirement System (STRS)

Plan Description - The State Teachers Retirement System of Ohio (STRS) administers a cost-sharing Health Plan administered for eligible retirees who participated in the defined benefit or combined pension plans offered by STRS. Ohio law authorizes STRS to offer this plan. Benefits include hospitalization, physicians' fees, prescription drugs and partial reimbursement of monthly Medicare Part B premiums. Medicare Part B premium reimbursements will be discontinued effective January 1, 2021. The Plan is included in the report of STRS which can be obtained by visiting www.strsoh.org or by calling (888) 227-7877.

**SOUTH CENTRAL LOCAL SCHOOL DISTRICT
HURON COUNTY, OHIO**

NOTES TO THE BASIC FINANCIAL STATEMENTS
FOR THE FISCAL YEAR ENDED JUNE 30, 2021

NOTE 15 - DEFINED BENEFIT OPEB PLANS - (Continued)

Funding Policy - Ohio Revised Code Chapter 3307 authorizes STRS to offer the Plan and gives the Retirement Board discretionary authority over how much, if any, of the health care costs will be absorbed by STRS. Active employee members do not contribute to the Health Care Plan. Nearly all health care plan enrollees, for the most recent year, pay a portion of the health care costs in the form of a monthly premium. Under Ohio law, funding for post-employment health care may be deducted from employer contributions, currently 14% of covered payroll. For the fiscal year ended June 30, 2021, STRS did not allocate any employer contributions to post-employment health care.

OPEB Liabilities/Assets, OPEB Expense, and Deferred Outflows of Resources and Deferred Inflows of Resources Related to OPEB

The net OPEB liability/asset was measured as of June 30, 2020, and the total OPEB liability/asset used to calculate the net OPEB liability/asset was determined by an actuarial valuation as of that date. The District's proportion of the net OPEB liability/asset was based on the District's share of contributions to the respective retirement systems relative to the contributions of all participating entities.

Following is information related to the proportionate share and OPEB expense:

	<u>SERS</u>	<u>STRS</u>	<u>Total</u>
Proportion of the net OPEB liability/asset prior measurement date	0.03792360%	0.03783606%	
Proportion of the net OPEB liability/asset current measurement date	<u>0.03815970%</u>	<u>0.03735778%</u>	
Change in proportionate share	<u>0.00023610%</u>	<u>-0.00047828%</u>	
Proportionate share of the net OPEB liability	\$ 829,335	\$ -	\$ 829,335
Proportionate share of the net OPEB asset	\$ -	\$ (656,563)	\$ (656,563)
OPEB expense	\$ 16,386	\$ (23,809)	\$ (7,423)

At June 30, 2021, the District reported deferred outflows of resources and deferred inflows of resources related to OPEB from the following sources:

	<u>SERS</u>	<u>STRS</u>	<u>Total</u>
Deferred outflows of resources			
Differences between expected and actual experience	\$ 10,893	\$ 42,071	\$ 52,964
Net difference between projected and actual earnings on OPEB plan investments	9,345	23,011	32,356
Changes of assumptions	141,373	10,837	152,210
Difference between employer contributions and proportionate share of contributions/ change in proportionate share	38,355	52,624	90,979
Contributions subsequent to the measurement date	<u>25,918</u>	<u>-</u>	<u>25,918</u>
Total deferred outflows of resources	<u>\$ 225,884</u>	<u>\$ 128,543</u>	<u>\$ 354,427</u>

**SOUTH CENTRAL LOCAL SCHOOL DISTRICT
HURON COUNTY, OHIO**

NOTES TO THE BASIC FINANCIAL STATEMENTS
FOR THE FISCAL YEAR ENDED JUNE 30, 2021

NOTE 15 - DEFINED BENEFIT OPEB PLANS - (Continued)

	<u>SERS</u>	<u>STRS</u>	<u>Total</u>
Deferred inflows of resources			
Differences between expected and actual experience	\$ 421,774	\$ 130,779	\$ 552,553
Changes of assumptions	20,888	623,624	644,512
Difference between employer contributions and proportionate share of contributions/ change in proportionate share	<u>37,880</u>	<u>5,992</u>	<u>43,872</u>
Total deferred inflows of resources	<u>\$ 480,542</u>	<u>\$ 760,395</u>	<u>\$ 1,240,937</u>

\$25,918 reported as deferred outflows of resources related to OPEB resulting from District contributions subsequent to the measurement date will be recognized as a reduction of the net OPEB liability/asset in the fiscal year ending June 30, 2022.

Other amounts reported as deferred outflows of resources and deferred inflows of resources related to OPEB will be recognized in OPEB expense as follows:

	<u>SERS</u>	<u>STRS</u>	<u>Total</u>
Fiscal Year Ending June 30:			
2022	\$ (54,175)	\$ (154,310)	\$ (208,485)
2023	(53,500)	(138,733)	(192,233)
2024	(53,609)	(133,267)	(186,876)
2025	(58,748)	(142,572)	(201,320)
2026	(45,821)	(31,129)	(76,950)
Thereafter	<u>(14,723)</u>	<u>(31,841)</u>	<u>(46,564)</u>
Total	<u>\$ (280,576)</u>	<u>\$ (631,852)</u>	<u>\$ (912,428)</u>

Actuarial Assumptions - SERS

The total OPEB liability is determined by SERS' actuaries in accordance with GASB Statement No. 74, as part of their annual actuarial valuation for each retirement plan. Actuarial valuations of an ongoing plan involve estimates of the value of reported amounts (e.g., salaries, credited service) and assumptions about the probability of occurrence of events far into the future (e.g., mortality, disabilities, retirements, employment terminations). Actuarially determined amounts are subject to continual review and potential modifications, as actual results are compared with past expectations and new estimates are made about the future.

Projections of benefits for financial reporting purposes are based on the substantive plan (the plan as understood by the employers and plan members) and include the types of benefits provided at the time of each valuation and the historical pattern of sharing benefit costs between the employers and plan members to that point. The projection of benefits for financial reporting purposes does not explicitly incorporate the potential effects of legal or contractual funding limitations.

**SOUTH CENTRAL LOCAL SCHOOL DISTRICT
HURON COUNTY, OHIO**

NOTES TO THE BASIC FINANCIAL STATEMENTS
FOR THE FISCAL YEAR ENDED JUNE 30, 2021

NOTE 15 - DEFINED BENEFIT OPEB PLANS - (Continued)

Actuarial calculations reflect a long-term perspective. For a newly hired employee, actuarial calculations will take into account the employee's entire career with the employer and also take into consideration the benefits, if any, paid to the employee after termination of employment until the death of the employee and any applicable contingent annuitant. In many cases, actuarial calculations reflect several decades of service with the employer and the payment of benefits after termination.

Key methods and assumptions used in calculating the total OPEB liability in the latest actuarial valuation date of June 30, 2020 are presented below:

Wage inflation	3.00%
Future salary increases, including inflation	3.50% to 18.20%
Investment rate of return	7.50% net of investment expense, including inflation
Municipal bond index rate:	
Measurement date	2.45%
Prior measurement date	3.13%
Single equivalent interest rate, net of plan investment expense, including price inflation:	
Measurement date	2.63%
Prior measurement date	3.22%
Medical trend assumption:	
Measurement date	
Medicare	5.25 to 4.75%
Pre-Medicare	7.00 to 4.75%
Prior measurement date	
Medicare	5.25 to 4.75%
Pre-Medicare	7.00 to 4.75%

Mortality rates were based on the RP-2014 Blue Collar Mortality Table with fully generational projection and Scale BB, 120% of male rates and 110% of female rates. RP-2000 Disabled Mortality Table with 90% for male rates and 100% for female rates set back five years.

The most recent experience study was completed for the five year period ended June 30, 2015.

The long-term expected rate of return on plan assets is reviewed as part of the actuarial five-year experience study. The most recent study covers fiscal years 2010 through 2015, and was adopted by the Board on April 21, 2016. Several factors are considered in evaluating the long-term rate of return assumption including long-term historical data, estimates inherent in current market data, and a log-normal distribution analysis in which best-estimate ranges of expected future real rates of return were developed by the investment consultant for each major asset class. These ranges were combined to produce the long-term expected rate of return, 7.50%, by weighting the expected future real rates of return by the target asset allocation percentage and then adding expected inflation. The capital market assumptions developed by the investment consultant are intended for use over a 10-year horizon and may not be useful in setting the long-term rate of return for funding pension plans which covers a longer timeframe. The assumption is intended to be a long-term assumption and is not expected to change absent a significant change in the asset allocation, a change in the inflation assumption, or a fundamental change in the market that alters expected returns in future years.

**SOUTH CENTRAL LOCAL SCHOOL DISTRICT
HURON COUNTY, OHIO**

NOTES TO THE BASIC FINANCIAL STATEMENTS
FOR THE FISCAL YEAR ENDED JUNE 30, 2021

NOTE 15 - DEFINED BENEFIT OPEB PLANS - (Continued)

The target asset allocation and best estimates of arithmetic real rates of return for each major asset class, as used in the June 30, 2015 five-year experience study, are summarized as follows:

Asset Class	Target Allocation	Long-Term Expected Real Rate of Return
Cash	2.00 %	1.85 %
US Equity	22.50	5.75
International Equity	22.50	6.50
Fixed Income	19.00	2.85
Private Equity	12.00	7.60
Real Assets	17.00	6.60
Multi-Asset Strategies	5.00	6.65
Total	<u>100.00 %</u>	

Discount Rate - The discount rate used to measure the total OPEB liability at June 30, 2020 was 2.63%. The discount rate used to measure total OPEB liability prior to June 30, 2019 was 3.22%. The projection of cash flows used to determine the discount rate assumed that contributions will be made from members and the System at the state statute contribution rate of 2.00% of projected covered employee payroll each year, which includes a 1.50% payroll surcharge and 0.50% of contributions from the basic benefits plan. Based on these assumptions, the OPEB plan's fiduciary net position was projected to become insufficient to make future benefit payments during the fiscal year ending June 30, 2025. Therefore, the long-term expected rate of return on OPEB plan assets was used to present value the projected benefit payments through the fiscal year ending June 30, 2024 and the Fidelity General Obligation 20-year Municipal Bond Index rate of 2.45%, as of June 30, 2020 (i.e. municipal bond rate), was used to present value the projected benefit payments for the remaining years in the projection. A municipal bond rate of 3.13% was used as of June 30, 2019. The total present value of projected benefit payments from all years was then used to determine the single rate of return that was used as the discount rate. The projection of future benefit payments for all current plan members was until the benefit payments ran out.

Sensitivity of the District's Proportionate Share of the Net OPEB Liability to Changes in the Discount Rate and Changes in the Health Care Cost Trend Rates - The net OPEB liability is sensitive to changes in the discount rate and the health care cost trend rate. The following table presents the net OPEB liability of SERS, what SERS' net OPEB liability would be if it were calculated using a discount rate that is 1 percentage point lower (1.63%) and higher (3.63%) than the current discount rate (2.63%). Also shown is what SERS' net OPEB liability would be based on health care cost trend rates that are 1 percentage point lower (6.00% decreasing to 3.75%) and higher (8.00% decreasing to 5.75%) than the current rate (7.00% decreasing to 4.75%).

	Current		
	1% Decrease	Discount Rate	1% Increase
District's proportionate share of the net OPEB liability	\$ 1,015,086	\$ 829,335	\$ 681,664

	Current		
	1% Decrease	Trend Rate	1% Increase
District's proportionate share of the net OPEB liability	\$ 653,038	\$ 829,335	\$ 1,065,089

**SOUTH CENTRAL LOCAL SCHOOL DISTRICT
HURON COUNTY, OHIO**

NOTES TO THE BASIC FINANCIAL STATEMENTS
FOR THE FISCAL YEAR ENDED JUNE 30, 2021

NOTE 15 - DEFINED BENEFIT OPEB PLANS - (Continued)

Actuarial Assumptions - STRS

Key methods and assumptions used in the latest actuarial valuation, reflecting experience study results used in the June 30, 2020, actuarial valuation, compared with June 30, 2019, are presented below:

	June 30, 2020		June 30, 2019	
	Initial	Ultimate	Initial	Ultimate
Inflation	2.50%		2.50%	
Projected salary increases	12.50% at age 20 to 2.50% at age 65		12.50% at age 20 to 2.50% at age 65	
Investment rate of return	7.45%, net of investment expenses, including inflation		7.45%, net of investment expenses, including inflation	
Payroll increases	3.00%		3.00%	
Cost-of-living adjustments (COLA)	0.00%		0.00%	
Discount rate of return	7.45%		7.45%	
Blended discount rate of return	N/A		N/A	
Health care cost trends				
Medical				
Pre-Medicare	5.00%	4.00%	5.87%	4.00%
Medicare	-6.69%	4.00%	4.93%	4.00%
Prescription Drug				
Pre-Medicare	6.50%	4.00%	7.73%	4.00%
Medicare	11.87%	4.00%	9.62%	4.00%

Projections of benefits include the historical pattern of sharing benefit costs between the employers and retired plan members.

For healthy retirees the mortality rates are based on the RP-2014 Annuitant Mortality Table with 50% of rates through age 69, 70% of rates between ages 70 and 79, 90% of rates between ages 80 and 84, and 100% of rates thereafter, projected forward generationally using mortality improvement scale MP-2016. For disabled retirees, mortality rates are based on the RP-2014 Disabled Mortality Table with 90% of rates for males and 100% of rates for females, projected forward generationally using mortality improvement scale MP-2016.

Actuarial assumptions used in the June 30, 2020 valuation are based on the results of an actuarial experience study for the period July 1, 2011 through June 30, 2016.

Assumption Changes Since the Prior Measurement Date - There were no changes in assumptions since the prior measurement date of June 30, 2019.

Benefit Term Changes Since the Prior Measurement Date - There was no change to the claims costs process. Claim curves were updated to reflect the projected fiscal year end 2021 premium based on June 30, 2020 enrollment distribution. The non-Medicare subsidy percentage was increased effective January 1, 2021 from 1.984% to 2.055% per year of service. The non-Medicare frozen subsidy base premium was increased effective January 1, 2021. The Medicare subsidy percentages were adjusted effective January 1, 2021 to 2.1% for the AMA Medicare plan. The Medicare Part B monthly reimbursement elimination date was postponed indefinitely.

**SOUTH CENTRAL LOCAL SCHOOL DISTRICT
HURON COUNTY, OHIO**

NOTES TO THE BASIC FINANCIAL STATEMENTS
FOR THE FISCAL YEAR ENDED JUNE 30, 2021

NOTE 15 - DEFINED BENEFIT OPEB PLANS - (Continued)

STRS' investment consultant develops an estimate range for the investment return assumption based on the target allocation adopted by the Retirement Board. The target allocation and long-term expected rate of return for each major asset class are summarized as follows:

Asset Class	Target Allocation	Long-Term Expected Real Rate of Return *
Domestic Equity	28.00 %	7.35 %
International Equity	23.00	7.55
Alternatives	17.00	7.09
Fixed Income	21.00	3.00
Real Estate	10.00	6.00
Liquidity Reserves	1.00	2.25
Total	<u>100.00 %</u>	

**10-Year geometric nominal returns, which include the real rate of return and inflation of 2.25% and does not include investment expenses. Over a 30-year period, STRS' investment consultant indicates that the above target allocations should generate a return above the actuarial rate of return, without net value added by management.

Discount Rate - The discount rate used to measure the total OPEB asset was 7.45% as of June 30, 2020. The projection of cash flows used to determine the discount rate assumes STRS Ohio continues to allocate no employer contributions to the health care fund. Based on these assumptions, the OPEB plan's fiduciary net position was projected to be available to make all projected future benefit payments to current plan members. Therefore, the long-term expected rate of return on health care plan investments of 7.45% was used to measure the total OPEB asset as of June 30, 2020.

Sensitivity of the District's Proportionate Share of the Net OPEB Asset to Changes in the Discount and Health Care Cost Trend Rate - The following table represents the net OPEB asset as of June 30, 2020, calculated using the current period discount rate assumption of 7.45%, as well as what the net OPEB asset would be if it were calculated using a discount rate that is one percentage point lower (6.45%) or one percentage point higher (8.45%) than the current assumption. Also shown is the net OPEB asset as if it were calculated using health care cost trend rates that are one percentage point lower or one percentage point higher than the current health care cost trend rates.

	1% Decrease	Current Discount Rate	1% Increase
District's proportionate share of the net OPEB asset	\$ 571,252	\$ 656,563	\$ 728,945

	1% Decrease	Current Trend Rate	1% Increase
District's proportionate share of the net OPEB asset	\$ 724,452	\$ 656,563	\$ 573,863

NOTE 16 - BUDGETARY BASIS OF ACCOUNTING

While reporting financial position, results of operations, and changes in fund balance on the basis of accounting principles generally accepted in the United States of America (GAAP), the budgetary basis as provided by law is based upon accounting for certain transactions on a basis of cash receipts, disbursements and encumbrances.

**SOUTH CENTRAL LOCAL SCHOOL DISTRICT
HURON COUNTY, OHIO**

NOTES TO THE BASIC FINANCIAL STATEMENTS
FOR THE FISCAL YEAR ENDED JUNE 30, 2021

NOTE 16 - BUDGETARY BASIS OF ACCOUNTING - (Continued)

The statement of revenue, expenditures and changes in fund balance - budget and actual (non-GAAP budgetary basis) presented for the general fund is presented on the budgetary basis to provide a meaningful comparison of actual results with the budget. The major differences between the budget basis and the GAAP basis are that:

- (a) Revenues and other financing sources are recorded when received in cash (budget basis) as opposed to when susceptible to accrual (GAAP basis);
- (b) Expenditures and other financing uses are recorded when paid in cash (budget basis) as opposed to when the liability is incurred (GAAP basis);
- (c) In order to determine compliance with Ohio law, and to reserve that portion of the applicable appropriation, total outstanding encumbrances (budget basis) are recorded as the equivalent of an expenditure, as opposed to assigned or committed fund balance for that portion of outstanding encumbrances not already recognized as an account payable (GAAP basis); and,
- (d) Some funds are included in the general fund (GAAP basis), but have separate legally adopted budgets (budget basis).
- (e) Advances in and advances out are operating transactions (budget basis) as opposed to balance sheet transactions (GAAP basis).

The adjustments necessary to convert the results of operations for the year on the budget basis to the GAAP basis for the general fund is as follows:

Net Change in Fund Balance

	<u>General fund</u>
Budget basis	\$ 879,355
Net adjustment for revenue accruals	260,757
Net adjustment for expenditure accruals	(1,195)
Net adjustment for other sources/uses	(73,039)
Funds budgeted elsewhere	4,092
Adjustment for encumbrances	12,040
GAAP basis	\$ 1,082,010

Certain funds that are legally budgeted in separate special revenue funds are considered part of the general fund on a GAAP basis. This includes the special trust fund and the public school support fund.

NOTE 17 - CONTINGENCIES

A. Grants

The District receives significant financial assistance from numerous federal, State and local agencies in the form of grants. The disbursement of funds received under these programs generally requires compliance with terms and conditions specified in the grant agreements and are subject to audit by the grantor agencies. Any disallowed claims resulting from such audits could become a liability of the District. However, in the opinion of management, any such disallowed claims will not have a material effect on the financial position of the District.

**SOUTH CENTRAL LOCAL SCHOOL DISTRICT
HURON COUNTY, OHIO**

NOTES TO THE BASIC FINANCIAL STATEMENTS
FOR THE FISCAL YEAR ENDED JUNE 30, 2021

NOTE 17 - CONTINGENCIES - (Continued)

B. Litigation

The District is involved in no material litigation as either plaintiff or defendant.

NOTE 18 - SET-ASIDES

The District is required by State law to annually set-aside certain general fund revenue amounts, as defined by statutory formula, for the acquisition and construction of capital improvements. Amounts not spent by the end of the fiscal year or offset by similarly restricted resources received during the year must be held in cash at fiscal year-end. This amount must be carried forward to be used for the same purpose in future years. Expenditures exceeding the set-aside requirement may not be carried forward to the next fiscal year.

The following cash-basis information describes the change in the fiscal year-end set-aside amount for capital improvements. Disclosure of this information is required by State statute.

	<u>Capital Improvements</u>
Set-aside balance June 30, 2020	\$ -
Current year set-aside requirement	133,828
Current year offsets	(101,440)
Prior year offset from bond proceeds	<u>(32,388)</u>
Total	<u>\$ -</u>

During fiscal year 1996, the District issued \$1,795,000 in capital related school improvement bonds. These proceeds may be used to reduce capital acquisition below zero for future years. The amount presented for Prior Year Offset from Bond Proceeds is limited to an amount needed to reduce the reserve for capital improvement to \$0. The District is responsible for tracking the amount of the bond proceeds that may be used as an offset in future periods, which was \$398,271 at June 30, 2021.

NOTE 19 - OTHER COMMITMENTS

The District utilizes encumbrance accounting as part of its budgetary controls. Encumbrances outstanding at year end may be reported as part of restricted, committed, or assigned classifications of fund balance. At year end, the District's commitments for encumbrances in the governmental funds were as follows:

	<u>Year-End Encumbrances</u>
<u>Fund</u>	
General fund	\$ 17,079
Other governmental	<u>3,693</u>
Total	<u>\$ 20,772</u>

**SOUTH CENTRAL LOCAL SCHOOL DISTRICT
HURON COUNTY, OHIO**

**NOTES TO THE BASIC FINANCIAL STATEMENTS
FOR THE FISCAL YEAR ENDED JUNE 30, 2021**

NOTE 20 – COVID-19

The United States and the State of Ohio declared a state of emergency in March of 2020 due to the COVID-19 pandemic. The financial impact of COVID-19 and the continuing emergency measures may impact subsequent periods of the District. The District's investment portfolio and the pension and other employee benefits plan in which the District participate fluctuates with market conditions, and due to market volatility, the amount of gains or losses that will be realized in subsequent periods, if any, cannot be determined. In addition, the impact on the District's future operating costs, revenues, and additional recovery from emergency funding, either federal or state, cannot be estimated.

NOTE 21 - SUBSEQUENT EVENT

For fiscal year 2022, District foundation funding received from the State of Ohio will be funded using a direct funding model. Under this new model, community school, STEM school, scholarship and open enrollment funding will be directly funded by the State of Ohio to the respective schools. For fiscal year 2021 and prior, the amounts related to students who were residents of the District were funded to the District who, in turn, made the payment to the respective school. For fiscal year 2021, the District reported \$593,968 in revenue and expenditures/expense related to these programs. Also, during fiscal year 2021, the District reported \$576,615 in tuition and fees from the resident districts which will be directly funded to the District as the educating entity in fiscal year 2022. This new funding system calculates a unique base cost and a unique "per-pupil local capacity amount" for each District. The District's state core foundation funding is then calculated. Any change in funding will be subject to a phase in percentage of 16.67 percent for fiscal year 2022 and 33.33 percent for fiscal year 2023.

THIS PAGE IS INTENTIONALLY LEFT BLANK

REQUIRED SUPPLEMENTARY INFORMATION

**SOUTH CENTRAL LOCAL SCHOOL DISTRICT
HURON COUNTY, OHIO**

SCHEDULES OF REQUIRED SUPPLEMENTARY INFORMATION

SCHEDULE OF THE DISTRICT'S PROPORTIONATE SHARE OF
THE NET PENSION LIABILITY
SCHOOL EMPLOYEES RETIREMENT SYSTEM (SERS) OF OHIO

LAST EIGHT FISCAL YEARS

	<u>2021</u>	<u>2020</u>	<u>2019</u>	<u>2018</u>
District's proportion of the net pension liability	0.03704920%	0.03695450%	0.03915210%	0.03643510%
District's proportionate share of the net pension liability	\$ 2,450,512	\$ 2,211,053	\$ 2,242,313	\$ 2,176,917
District's covered payroll	\$ 1,301,914	\$ 1,177,504	\$ 1,206,326	\$ 1,353,300
District's proportionate share of the net pension liability as a percentage of its covered payroll	188.22%	187.77%	185.88%	160.86%
Plan fiduciary net position as a percentage of the total pension liability	68.55%	70.85%	71.36%	69.50%

Note: Information prior to 2014 was unavailable. Schedule is intended to show information for 10 years. Additional years will be displayed as they become available.

Amounts presented for each fiscal year were determined as of the District's measurement date which is the prior year-end.

SEE ACCOMPANYING NOTES TO THE REQUIRED SUPPLEMENTARY INFORMATION

<u>2017</u>	<u>2016</u>	<u>2015</u>	<u>2014</u>
0.03446070%	0.03502810%	0.03323200%	0.03323200%
\$ 2,522,205	\$ 1,998,737	\$ 1,681,853	\$ 1,976,200
\$ 1,133,729	\$ 1,054,530	\$ 965,664	\$ 964,277
222.47%	189.54%	174.17%	204.94%
62.98%	69.16%	71.70%	65.52%

**SOUTH CENTRAL LOCAL SCHOOL DISTRICT
HURON COUNTY, OHIO**

SCHEDULES OF REQUIRED SUPPLEMENTARY INFORMATION

SCHEDULE OF THE DISTRICT'S PROPORTIONATE SHARE OF
THE NET PENSION LIABILITY
STATE TEACHERS RETIREMENT SYSTEM (STRS) OF OHIO

LAST EIGHT FISCAL YEARS

	<u>2021</u>	<u>2020</u>	<u>2019</u>	<u>2018</u>
District's proportion of the net pension liability	0.03735778%	0.03783606%	0.03894514%	0.03833065%
District's proportionate share of the net pension liability	\$ 9,039,253	\$ 8,367,217	\$ 8,563,162	\$ 9,105,528
District's covered payroll	\$ 4,495,057	\$ 4,454,986	\$ 4,558,150	\$ 4,233,214
District's proportionate share of the net pension liability as a percentage of its covered payroll	201.09%	187.82%	187.86%	215.10%
Plan fiduciary net position as a percentage of the total pension liability	75.48%	77.40%	77.31%	75.30%

Note: Information prior to 2014 was unavailable. Schedule is intended to show information for 10 years. Additional years will be displayed as they become available.

Amounts presented for each fiscal year were determined as of the District's measurement date which is the prior year-end.

SEE ACCOMPANYING NOTES TO THE REQUIRED SUPPLEMENTARY INFORMATION

<u>2017</u>	<u>2016</u>	<u>2015</u>	<u>2014</u>
0.03667161%	0.03616597%	0.03691467%	0.03691467%
\$ 12,275,093	\$ 9,995,216	\$ 8,978,925	\$ 10,695,637
\$ 3,859,671	\$ 3,823,764	\$ 3,771,654	\$ 4,111,208
318.03%	261.40%	238.06%	260.16%
66.80%	72.10%	74.70%	69.30%

**SOUTH CENTRAL LOCAL SCHOOL DISTRICT
HURON COUNTY, OHIO**

SCHEDULES OF REQUIRED SUPPLEMENTARY INFORMATION

SCHEDULE OF DISTRICT PENSION CONTRIBUTIONS
SCHOOL EMPLOYEES RETIREMENT SYSTEM (SERS) OF OHIO

LAST TEN FISCAL YEARS

	<u>2021</u>	<u>2020</u>	<u>2019</u>	<u>2018</u>
Contractually required contribution	\$ 165,340	\$ 182,268	\$ 158,963	\$ 162,854
Contributions in relation to the contractually required contribution	<u>(165,340)</u>	<u>(182,268)</u>	<u>(158,963)</u>	<u>(162,854)</u>
Contribution deficiency (excess)	<u>\$ -</u>	<u>\$ -</u>	<u>\$ -</u>	<u>\$ -</u>
District's covered payroll	\$ 1,181,000	\$ 1,301,914	\$ 1,177,504	\$ 1,206,326
Contributions as a percentage of covered payroll	14.00%	14.00%	13.50%	13.50%

SEE ACCOMPANYING NOTES TO THE REQUIRED SUPPLEMENTARY INFORMATION

<u>2017</u>	<u>2016</u>	<u>2015</u>	<u>2014</u>	<u>2013</u>	<u>2012</u>
\$ 189,462	\$ 158,722	\$ 138,987	\$ 133,841	\$ 133,456	\$ 127,762
<u>(189,462)</u>	<u>(158,722)</u>	<u>(138,987)</u>	<u>(133,841)</u>	<u>(133,456)</u>	<u>(127,762)</u>
<u>\$ -</u>	<u>\$ -</u>	<u>\$ -</u>	<u>\$ -</u>	<u>\$ -</u>	<u>\$ -</u>
\$ 1,353,300	\$ 1,133,729	\$ 1,054,530	\$ 965,664	\$ 964,277	\$ 949,903
14.00%	14.00%	13.18%	13.86%	13.84%	13.45%

**SOUTH CENTRAL LOCAL SCHOOL DISTRICT
HURON COUNTY, OHIO**

SCHEDULES OF REQUIRED SUPPLEMENTARY INFORMATION

SCHEDULE OF DISTRICT PENSION CONTRIBUTIONS
STATE TEACHERS RETIREMENT SYSTEM (STRS) OF OHIO

LAST TEN FISCAL YEARS

	<u>2021</u>	<u>2020</u>	<u>2019</u>	<u>2018</u>
Contractually required contribution	\$ 629,839	\$ 629,308	\$ 623,698	\$ 638,141
Contributions in relation to the contractually required contribution	<u>(629,839)</u>	<u>(629,308)</u>	<u>(623,698)</u>	<u>(638,141)</u>
Contribution deficiency (excess)	<u>\$ -</u>	<u>\$ -</u>	<u>\$ -</u>	<u>\$ -</u>
District's covered payroll	\$ 4,498,850	\$ 4,495,057	\$ 4,454,986	\$ 4,558,150
Contributions as a percentage of covered payroll	14.00%	14.00%	14.00%	14.00%

SEE ACCOMPANYING NOTES TO THE REQUIRED SUPPLEMENTARY INFORMATION

<u>2017</u>	<u>2016</u>	<u>2015</u>	<u>2014</u>	<u>2013</u>	<u>2012</u>
\$ 592,650	\$ 540,354	\$ 535,327	\$ 490,315	\$ 534,457	\$ 517,854
<u>(592,650)</u>	<u>(540,354)</u>	<u>(535,327)</u>	<u>(490,315)</u>	<u>(534,457)</u>	<u>(517,854)</u>
<u>\$ -</u>	<u>\$ -</u>	<u>\$ -</u>	<u>\$ -</u>	<u>\$ -</u>	<u>\$ -</u>
\$ 4,233,214	\$ 3,859,671	\$ 3,823,764	\$ 3,771,654	\$ 4,111,208	\$ 3,983,492
14.00%	14.00%	14.00%	13.00%	13.00%	13.00%

**SOUTH CENTRAL LOCAL SCHOOL DISTRICT
HURON COUNTY, OHIO**

SCHEDULES OF REQUIRED SUPPLEMENTARY INFORMATION

SCHEDULE OF THE DISTRICT'S PROPORTIONATE SHARE OF
THE NET OPEB LIABILITY
SCHOOL EMPLOYEES RETIREMENT SYSTEM (SERS) OF OHIO

LAST FIVE FISCAL YEARS

	<u>2021</u>	<u>2020</u>	<u>2019</u>	<u>2018</u>	<u>2017</u>
District's proportion of the net OPEB liability	0.03815970%	0.03792360%	0.03961880%	0.03696100%	0.03498099%
District's proportionate share of the net OPEB liability	\$ 829,335	\$ 953,699	\$ 1,099,133	\$ 991,936	\$ 997,088
District's covered payroll	\$ 1,301,914	\$ 1,177,504	\$ 1,206,326	\$ 1,353,300	\$ 1,133,729
District's proportionate share of the net OPEB liability as a percentage of its covered payroll	63.70%	80.99%	91.11%	73.30%	87.95%
Plan fiduciary net position as a percentage of the total OPEB liability	18.17%	15.57%	13.57%	12.46%	11.49%

Note: Information prior to 2017 was unavailable. Schedule is intended to show information for 10 years. Additional years will be displayed as they become available.

Amounts presented for each fiscal year were determined as of the District's measurement date which is the prior year-end.

SEE ACCOMPANYING NOTES TO THE REQUIRED SUPPLEMENTARY INFORMATION

**SOUTH CENTRAL LOCAL SCHOOL DISTRICT
HURON COUNTY, OHIO**

SCHEDULES OF REQUIRED SUPPLEMENTARY INFORMATION

SCHEDULE OF THE DISTRICT'S PROPORTIONATE SHARE OF
THE NET OPEB LIABILITY/ASSET
STATE TEACHERS RETIREMENT SYSTEM (STRS) OF OHIO

LAST FIVE FISCAL YEARS

	<u>2021</u>	<u>2020</u>	<u>2019</u>	<u>2018</u>	<u>2017</u>
District's proportion of the net OPEB liability/asset	0.03735778%	0.03783606%	0.03894514%	0.03833065%	0.03667161%
District's proportionate share of the net OPEB liability/(asset)	\$ (656,563)	\$ (626,656)	\$ (625,809)	\$ 1,495,521	\$ 1,961,207
District's covered payroll	\$ 4,495,057	\$ 4,454,986	\$ 4,558,150	\$ 4,233,214	\$ 3,859,671
District's proportionate share of the net OPEB liability/asset as a percentage of its covered payroll	14.61%	14.07%	13.73%	35.33%	50.81%
Plan fiduciary net position as a percentage of the total OPEB liability/asset	182.10%	174.70%	176.00%	47.10%	37.30%

Note: Information prior to 2017 was unavailable. Schedule is intended to show information for 10 years. Additional years will be displayed as they become available.

Amounts presented for each fiscal year were determined as of the District's measurement date which is the prior year-end.

SEE ACCOMPANYING NOTES TO THE REQUIRED SUPPLEMENTARY INFORMATION

**SOUTH CENTRAL LOCAL SCHOOL DISTRICT
HURON COUNTY, OHIO**

SCHEDULES OF REQUIRED SUPPLEMENTARY INFORMATION

SCHEDULE OF DISTRICT OPEB CONTRIBUTIONS
SCHOOL EMPLOYEES RETIREMENT SYSTEM (SERS) OF OHIO

LAST TEN FISCAL YEARS

	<u>2021</u>	<u>2020</u>	<u>2019</u>	<u>2018</u>
Contractually required contribution	\$ 25,918	\$ 27,759	\$ 26,844	\$ 26,988
Contributions in relation to the contractually required contribution	<u>(25,918)</u>	<u>(27,759)</u>	<u>(26,844)</u>	<u>(26,988)</u>
Contribution deficiency (excess)	<u>\$ -</u>	<u>\$ -</u>	<u>\$ -</u>	<u>\$ -</u>
District's covered payroll	\$ 1,181,000	\$ 1,301,914	\$ 1,177,504	\$ 1,206,326
Contributions as a percentage of covered payroll	2.19%	2.13%	2.28%	2.24%

SEE ACCOMPANYING NOTES TO THE REQUIRED SUPPLEMENTARY INFORMATION

<u>2017</u>	<u>2016</u>	<u>2015</u>	<u>2014</u>	<u>2013</u>	<u>2012</u>
\$ 20,088	\$ 17,953	\$ 25,627	\$ 18,486	\$ 14,469	\$ 24,774
<u>(20,088)</u>	<u>(17,953)</u>	<u>(25,627)</u>	<u>(18,486)</u>	<u>(14,469)</u>	<u>(24,774)</u>
<u>\$ -</u>	<u>\$ -</u>	<u>\$ -</u>	<u>\$ -</u>	<u>\$ -</u>	<u>\$ -</u>
\$ 1,353,300	\$ 1,133,729	\$ 1,054,530	\$ 965,664	\$ 964,277	\$ 949,903
1.48%	1.58%	2.43%	1.91%	1.50%	2.61%

**SOUTH CENTRAL LOCAL SCHOOL DISTRICT
HURON COUNTY, OHIO**

SCHEDULES OF REQUIRED SUPPLEMENTARY INFORMATION

SCHEDULE OF DISTRICT OPEB CONTRIBUTIONS
STATE TEACHERS RETIREMENT SYSTEM (STRS) OF OHIO

LAST TEN FISCAL YEARS

	2021	2020	2019	2018
Contractually required contribution	\$ -	\$ -	\$ -	\$ -
Contributions in relation to the contractually required contribution	-	-	-	-
Contribution deficiency (excess)	\$ -	\$ -	\$ -	\$ -
District's covered payroll	\$ 4,498,850	\$ 4,495,057	\$ 4,454,986	\$ 4,558,150
Contributions as a percentage of covered payroll	0.00%	0.00%	0.00%	0.00%

SEE ACCOMPANYING NOTES TO THE REQUIRED SUPPLEMENTARY INFORMATION

<u>2017</u>	<u>2016</u>	<u>2015</u>	<u>2014</u>	<u>2013</u>	<u>2012</u>
\$ -	\$ -	\$ -	\$ 38,997	\$ 4,112	\$ 39,835
-	-	-	(38,997)	(4,112)	(39,835)
<u>\$ -</u>	<u>\$ -</u>	<u>\$ -</u>	<u>\$ -</u>	<u>\$ -</u>	<u>\$ -</u>
\$ 4,233,214	\$ 3,859,671	\$ 3,823,764	\$ 3,771,654	\$ 4,111,208	\$ 3,983,492
0.00%	0.00%	0.00%	1.00%	1.00%	1.00%

**SOUTH CENTRAL LOCAL SCHOOL DISTRICT
HURON COUNTY, OHIO**

NOTES TO THE REQUIRED SUPPLEMENTARY INFORMATION
FOR THE FISCAL YEAR ENDED JUNE 30, 2021

PENSION

SCHOOL EMPLOYEES RETIREMENT SYSTEM (SERS) OF OHIO

Changes in benefit terms: There were no changes in benefit terms from the amounts reported for fiscal years 2014-2017. For fiscal year 2018, SERS changed from a fixed 3% annual increase to a Cost of Living Adjustment (COLA) based on the changes in the Consumer Price Index (CPI-W), with a cap of 2.5% and a floor of 0%. There were no changes in benefit terms from the amounts previously reported for fiscal years 2019-2021.

Changes in assumptions: There were no changes in methods and assumptions used in the calculation of actuarial determined contributions for fiscal years 2014-2016. For fiscal year 2017, the following changes of assumptions affected the total pension liability since the prior measurement date: (a) the assumed rate of inflation was reduced from 3.25% to 3.00%, (b) payroll growth assumption was reduced from 4.00% to 3.50%, (c) assumed real wage growth was reduced from 0.75% to 0.50%, (d) rates of withdrawal, retirement and disability were updated to reflect recent experience, (e) mortality among active members was updated to RP-2014 Blue Collar Mortality Table with fully generational projection and a five year age set-back for both males and females, (f) mortality among service retired members and beneficiaries was updated to the following RP-2014 Blue Collar Mortality Table with fully generational projection with Scale BB, 120% of male rates and 110% of female rates, (g) mortality among disabled members was updated to RP-2000 Disabled Mortality Table, 90% for male rates and 100% for female rates, set back five years is used for the period after disability retirement and (h) the discount rate was reduced from 7.75% to 7.50%. There were no changes in methods and assumptions used in the calculation of actuarial determined contributions for fiscal years 2018-2021.

STATE TEACHERS RETIREMENT SYSTEM (STRS) OF OHIO

Changes in benefit terms: There were no changes in benefit terms from the amounts reported for fiscal years 2014-2017. For fiscal year 2018, STRS decreased the Cost of Living Adjustment (COLA) to zero. There were no changes in benefit terms from amounts previously reported for fiscal years 2019-2021.

Changes in assumptions: There were no changes in methods and assumptions used in the calculation of actuarial determined contributions for fiscal years 2014-2017. For fiscal year 2018, the following changes of assumption affected the total pension liability since the prior measurement date: (a) the long-term expected rate of return was reduced from 7.75% to 7.45%, (b) the inflation assumption was lowered from 2.75% to 2.50%, (c) the payroll growth assumption was lowered to 3.00%, (d) total salary increases rate was lowered by decreasing the merit component of the individual salary increases, in addition to a decrease of 0.25% due to lower inflation, (e) the healthy and disabled mortality assumptions were updated to the RP-2014 mortality tables with generational improvement scale MP-2016 and (f) rates of retirement, termination and disability were modified to better reflect anticipated future experience. There were no changes in methods and assumptions used in the calculation of actuarial determined contributions for fiscal years 2019-2021.

OTHER POSTEMPLOYMENT BENEFITS (OPEB)

SCHOOL EMPLOYEES RETIREMENT SYSTEM (SERS) OF OHIO

Changes in benefit terms: There were no changes in benefit terms from the amounts previously reported for fiscal years 2017-2021.

(Continued)

**SOUTH CENTRAL LOCAL SCHOOL DISTRICT
HURON COUNTY, OHIO**

NOTES TO THE REQUIRED SUPPLEMENTARY INFORMATION (CONTINUED)
FOR THE FISCAL YEAR ENDED JUNE 30, 2021

OTHER POSTEMPLOYMENT BENEFITS (OPEB) (Continued)

Changes in assumptions: There were no changes in methods and assumptions used in the calculation of actuarial determined contributions for fiscal year 2017. For fiscal year 2018, the following changes of assumptions affected the total OPEB liability since the prior measurement date: (a) assumed rate of inflation was reduced from 3.25% to 3.00%, (b) payroll growth assumption was reduced from 4.00% to 3.50%, (c) assumed real wage growth was reduced from 0.75% to 0.50%, (d) rates of withdrawal, retirement, and disability were updated to reflect recent experience, (e) mortality among active members was updated to the following: RP-2014 Blue Collar Mortality Table with fully generational projection and a five-year age set-back for both males and females, (f) mortality among service retired members and beneficiaries was updated to the following: RP-2014 Blue Collar Mortality Table with fully generational projection with Scale BB, 120% of male rates, and 110% of female rates, (g) mortality among disabled members was updated to the following: RP-2000 Disabled Mortality Table, 90% for male rates and 100% for female rates, set back five years is used for the period after disability retirement, (h) the municipal bond index rate increased from 2.92% to 3.56% and (i) the single equivalent interest rate, net of plan investment expense, including price inflation increased from 2.98% to 3.63%. For fiscal year 2019, the following changes of assumptions affected the total OPEB liability since the prior measurement date: (a) the discount rate increased from 3.63% to 3.70%, (b) the health care cost trend rates for Medicare were changed from a range of 5.50%-5.00% to a range of 5.375%-4.75% and Pre-Medicare were changed from a range of 7.50%-5.00% to a range of 7.25%-4.75%, (c) the municipal bond index rate increased from 3.56% to 3.62% and (d) the single equivalent interest rate, net of plan investment expense, including price inflation increased from 3.63% to 3.70%. For fiscal year 2020, the following changes of assumptions affected the total OPEB liability since the prior measurement date: (a) the discount rate decreased from 3.70% to 3.22%, (b) the health care cost trend rates for Medicare were changed from a range of 5.375%-4.75% to a range of 5.25%-4.75% and Pre-Medicare were changed from a range of 7.25%-4.75% to a range of 7.00%-4.75%, (c) the municipal bond index rate decreased from 3.62% to 3.13% and (d) the single equivalent interest rate, net of plan investment expense, including price inflation decreased from 3.70% to 3.22%. For fiscal year 2021, the following changes of assumptions affected the total OPEB liability since the prior measurement date: (a) the discount rate decreased from 3.22% to 2.63% and (b) the municipal bond index rate decreased from 3.13% to 2.45%.

STATE TEACHERS RETIREMENT SYSTEM (STRS) OF OHIO

Changes in benefit terms: There were no changes in benefit terms from the amounts previously reported for fiscal year 2017. For fiscal year 2018, STRS reduced the subsidy multiplier for non-Medicare benefit recipients from 2.1% to 1.9% per year of service. Medicare Part B premium reimbursements were discontinued for certain survivors and beneficiaries and all remaining Medicare Part B premium reimbursements will be discontinued beginning January 2019. For fiscal year 2019, STRS increased the subsidy multiplier for non-Medicare benefit recipients from 1.9% to 1.944% per year of service effective January 1, 2019. The non-Medicare frozen subsidy base premium was increased January 1, 2019 and all remaining Medicare Part B premium reimbursements will be discontinued beginning January 1, 2020. For fiscal year 2020, STRS increased the subsidy percentage from 1.944% to 1.984% effective January 1, 2020. The Medicare subsidy percentages were adjusted effective January 1, 2021 to 2.1% for the Medicare plan. The Medicare Part B monthly reimbursement elimination date was postponed to January 1, 2021. For fiscal year 2021, the non-Medicare subsidy percentage was increased effective January 1, 2021 from 1.984% to 2.055% per year of service. The non-Medicare frozen subsidy base premium was increased effective January 1, 2021. The Medicare subsidy percentages were adjusted effective January 1, 2021 to 2.1% for the AMA Medicare plan. The Medicare Part B monthly reimbursement elimination date was postponed indefinitely.

Changes in assumptions: There were no changes in methods and assumptions used in the calculation of actuarial determined contributions for fiscal year 2017. For fiscal year 2018, the following changes of assumptions affected the total OPEB liability since the prior measurement date: (a) the discount rate was increased from 3.26% to 4.13% based on the methodology defined under GASB Statement No. 74, Financial Reporting for Postemployment Benefit Plans Other Than Pension Plans (OPEB), (b) the long term expected rate of return was reduced from 7.75% to 7.45%, (c) valuation year per capita health care costs were updated, and the salary scale was modified, (d) the percentage of future retirees electing each option was updated based on current data and the percentage of future disabled retirees and terminated vested participants electing health coverage were decreased and (e) the assumed mortality, disability, retirement, withdrawal and future health care cost trend rates were modified along with the portion of rebated prescription drug costs. For fiscal year 2019, the following changes of assumptions affected the total OPEB liability/asset since the prior measurement date: (a) the discount rate was increased from the blended rate of 4.13% to the long-term expected rate of return of 7.45% based on the methodology defined under GASB Statement No. 74, Financial Reporting for Postemployment Benefit Plans Other Than Pension Plans (OPEB) and (b) decrease in health care cost trend rates from 6.00%-11.00% initial; 4.50% ultimate down to Medical Pre-Medicare 6.00% and Medicare 5.00% initial; 4.00% ultimate and Prescription Drug Pre-Medicare 8.00% and Medicare (5.23%) initial; 4.00% ultimate. For fiscal year 2020, health care cost trend rates were changed to the following: medical pre-Medicare from 6.00% initial - 4.00% ultimate down to 5.87% initial - 4.00% ultimate; medical Medicare from 5.00% initial - 4.00% ultimate down to 4.93% initial - 4.00% ultimate; prescription drug pre-Medicare from 8.00% initial - 4.00% ultimate down to 7.73% initial - 4.00% ultimate and (5.23%) initial - 4.00% ultimate up to 9.62% initial - 4.00% ultimate. For fiscal year 2021, health care cost trend rates were changed to the following: medical pre-Medicare from 5.87% initial - 4.00% ultimate down to 5.00% initial - 4.00% ultimate; medical Medicare from 4.93% initial - 4.00% ultimate down to 9.62% initial - 4.00% ultimate up to 11.87% initial - 4.00% ultimate.

SUPPLEMENTARY INFORMATION

SOUTH CENTRAL LOCAL SCHOOL DISTRICT
HURON COUNTY, OHIO
SCHEDULE OF EXPENDITURES OF FEDERAL AWARDS
FOR THE FISCAL YEAR ENDED JUNE 30, 2021

FEDERAL GRANTOR/ PASS THROUGH GRANTOR/ PROGRAM/CLUSTER TITLE	ASSISTANCE LISTING NUMBER	PASS-THROUGH ENTITY IDENTIFYING NUMBER/ ADDITIONAL AWARD IDENTIFICATION	TOTAL EXPENDITURES OF FEDERAL AWARDS
U.S. DEPARTMENT OF AGRICULTURE			
<i>Passed Through the Ohio Department of Education</i>			
Child Nutrition Cluster:			
School Breakfast Program	10.553	2021	\$ 47,897
COVID-19 - School Breakfast Program	10.553	COVID-19, 2021	6,201
Total School Breakfast Program			<u>54,098</u>
National School Lunch Program	10.555	2021	134,036
COVID-19 - National School Lunch Program	10.555	COVID-19, 2021	15,511
National School Lunch Program - Food Donation	10.555	2021	26,751
Total National School Lunch Program			<u>176,298</u>
Special Milk Program for Children	10.556	2021	225
COVID-19 - Special Milk Program for Children	10.556	COVID-19, 2021	28
Total Special Milk Program for Children			<u>253</u>
Total U.S. Department of Agriculture and Child Nutrition Cluster			<u>230,649</u>
U.S. DEPARTMENT OF TREASURY			
<i>Passed Through the Ohio Department of Education</i>			
COVID-19 - Coronavirus Relief Fund - BroadbandOhio Connectivity	21.019	COVID-19, 2021	20,000
COVID-19 - Coronavirus Relief Fund - Rural and Small Town School District	21.019	COVID-19, 2021	41,033
Total U.S. Department of Treasury and Coronavirus Relief Fund			<u>61,033</u>
U.S. DEPARTMENT OF EDUCATION			
<i>Passed Through the Ohio Department of Education</i>			
Title I Grants to Local Educational Agencies	84.010	2020	29,033
Title I Grants to Local Educational Agencies	84.010A	84.010A, 2021	209,794
Title I Grants to Local Educational Agencies - Expanding Opportunities for Each Child Non-Competitive Grant	84.010A	84.010A, 2021	4,524
Total Title I Grants to Local Educational Agencies			<u>243,351</u>
Special Education Cluster:			
Special Education-Grants to States (IDEA, Part B)	84.027	2020	14,748
Special Education-Grants to States (IDEA, Part B)	84.027A	84.027A, 2021	144,431
Total Special Education-Grants to States and Special Education Cluster			<u>159,179</u>
Supporting Effective Instruction State Grants	84.367A	84.367A, 2021	21,360
Student Support and Academic Enrichment Program	84.424A	84.424A, 2020	10,000
Student Support and Academic Enrichment Program	84.424A	84.424A, 2021	16,531
Total Student Support and Academic Enrichment Program			<u>26,531</u>
COVID-19 - Elementary and Secondary School Emergency Relief (ESSER) Fund	84.425D	COVID-19, 84.425D, 2021	165,296
COVID-19 - Elementary and Secondary School Emergency Relief (ESSER II) Fund	84.425D	COVID-19, 84.425D, 2022	19,573
Total Education Stabilization Fund (ESF)			<u>184,869</u>
Total U.S. Department of Education			<u>635,290</u>
Total Expenditures of Federal Awards			<u>\$ 926,972</u>

The accompanying notes are an integral part of this schedule.

**SOUTH CENTRAL LOCAL SCHOOL DISTRICT
HURON COUNTY, OHIO**

NOTES TO THE SCHEDULE OF EXPENDITURES OF FEDERAL AWARDS
2 CFR 200.510(b)(6)
FOR THE FISCAL YEAR ENDED JUNE 30, 2021

NOTE 1 – BASIS OF PRESENTATION & SUMMARY OF SIGNIFICANT ACCOUNTING POLICIES

The accompanying Schedule of Expenditures of Federal Awards (the Schedule) includes the federal award activity of the South Central Local School District under programs of the federal government for the fiscal year ended June 30, 2021 and is prepared in accordance with the cash basis of accounting. The information on this Schedule is prepared in accordance with the requirements of Title 2 U.S. Code of Federal Regulations Part 200, *Uniform Administrative Requirements, Cost Principles, and Audit Requirements for Federal Awards* (Uniform Guidance). Because the Schedule presents only a selected portion of the operations of the South Central Local School District, it is not intended to and does not present the financial position, or changes in net position of the South Central Local School District. Such expenditures are recognized following cost principles contained in Uniform Guidance wherein certain types of expenditures may or may not be limited to as to reimbursement.

NOTE 2 - DE MINIMIS COST RATE

CFR Section 200.414 of the Uniform Guidance allows a non-federal entity that has never received a negotiated indirect cost rate to charge a de minimis rate of 10% of modified total direct costs to indirect costs. South Central Local School District has not elected to use the 10-percent de minimis indirect cost rate as allowed under the Uniform Guidance.

NOTE 3 - CHILD NUTRITION CLUSTER

The South Central Local School District commingles cash receipts from the U.S. Department of Agriculture with similar State grants. When reporting expenditures on this Schedule, the South Central Local School District assumes it expends federal monies first.

NOTE 4 - FOOD DONATION PROGRAM

The South Central Local School District reports commodities consumed on the Schedule at the entitlement value. The South Central Local School District allocated donated food commodities to the respective program that benefitted from the use of those donated food commodities.

NOTE 5 – PASS THROUGH FUNDS

The South Central Local School District was awarded federal program allocations to be administered on their behalf by an area Educational Service Center (ESC). For 2021, the South Central Local School District's allocation is as follows:

<u>Program Title</u>	<u>Amount</u>
Special Education - Preschool Grants (ALN 84.173A, North Point ESC)	\$ 5,123

Independent Auditor's Report on Internal Control Over Financial Reporting and on Compliance and Other Matters Based on an Audit of Financial Statements Performed in Accordance with *Government Auditing Standards*

South Central Local School District
Huron County
3305 Greenwich Angling Road
Greenwich, Ohio 44837

To the Board of Education:

We have audited, in accordance with the auditing standards generally accepted in the United States of America and the standards applicable to financial audits contained in *Government Auditing Standards* issued by the Comptroller General of the United States, the financial statements of the governmental activities, its major fund, and the aggregate remaining fund information of the South Central Local School District, Huron County, Ohio, as of and for the fiscal year ended June 30, 2021, and the related notes to the financial statements, which collectively comprise the South Central Local School District's basic financial statements, and have issued our report thereon dated December 14, 2021, wherein we noted as described Note 20 to the financial statements, the financial impact of COVID-19 and the continuing emergency measures may impact subsequent periods.

Internal Control over Financial Reporting

In planning and performing our audit of the financial statements, we considered the South Central Local School District's internal control over financial reporting (internal control) as a basis for designing audit procedures that are appropriate in the circumstances for the purpose of expressing our opinions on the financial statements, but not for the purpose of expressing an opinion on the effectiveness of the South Central Local School District's internal control. Accordingly, we do not express an opinion on the effectiveness of the South Central Local School District's internal control.

A *deficiency in internal control* exists when the design or operation of a control does not allow management or employees, in the normal course of performing their assigned functions, to prevent, or detect and correct, misstatements on a timely basis. A *material weakness* is a deficiency, or a combination of deficiencies, in internal control, such that there is a reasonable possibility that a material misstatement of the South Central Local School District's financial statements will not be prevented, or detected and corrected, on a timely basis. A *significant deficiency* is a deficiency, or a combination of deficiencies, in internal control that is less severe than a material weakness, yet important enough to merit attention by those charged with governance.

Our consideration of internal control was for the limited purpose described in the first paragraph of this section and was not designed to identify all deficiencies in internal control that might be material weaknesses or significant deficiencies. Given these limitations, during our audit we did not identify any deficiencies in internal control that we consider to be material weaknesses. However, material weaknesses may exist that have not been identified.

Compliance and Other Matters

As part of obtaining reasonable assurance about whether the South Central Local School District's financial statements are free from material misstatement, we performed tests of its compliance with certain provisions of laws, regulations, contracts, and grant agreements, noncompliance with which could have a direct and material effect on the financial statements. However, providing an opinion on compliance with those provisions was not an objective of our audit, and accordingly, we do not express such an opinion. The results of our tests disclosed no instances of noncompliance or other matters that are required to be reported under *Government Auditing Standards*.

Purpose of this Report

The purpose of this report is solely to describe the scope of our testing of internal control and compliance and the results of that testing, and not to provide an opinion on the effectiveness of the South Central Local School District's internal control or on compliance. This report is an integral part of an audit performed in accordance with *Government Auditing Standards* in considering the South Central Local School District's internal control and compliance. Accordingly, this communication is not suitable for any other purpose.



Julian & Grube, Inc.
December 14, 2021

**Independent Auditor's Report on Compliance for Each Major Program
and on Internal Control Over Compliance Required by the Uniform Guidance**

South Central Local School District
Huron County
3305 Greenwich Angling Road
Greenwich, Ohio 44837

To the Board of Education:

Report on Compliance for Each Major Federal Program

We have audited the South Central Local School District's compliance with the types of compliance requirements described in the *Office of Management and Budget (OMB) Compliance Supplement* that could have a direct and material effect on each of the South Central Local School District's major federal programs for the fiscal year ended June 30, 2021. The South Central Local School District's major federal programs are identified in the summary of auditor's results section of the accompanying schedule of findings.

Management's Responsibility

Management is responsible for compliance with federal statutes, regulations, and the terms and conditions of its federal awards applicable to its federal programs.

Auditor's Responsibility

Our responsibility is to express an opinion on compliance for each of the South Central Local School District's major federal programs based on our audit of the types of compliance requirements referred to above. We conducted our audit of compliance in accordance with auditing standards generally accepted in the United States of America; the standards applicable to financial audits contained in *Government Auditing Standards*, issued by the Comptroller General of the United States; and the audit requirements of Title 2 U.S. *Code of Federal Regulations* Part 200, *Uniform Administrative Requirements, Cost Principles, and Audit Requirements for Federal Awards* (Uniform Guidance). Those standards and the Uniform Guidance require that we plan and perform the audit to obtain reasonable assurance about whether noncompliance with the types of compliance requirements referred to above that could have a direct and material effect on a major federal program occurred. An audit includes examining, on a test basis, evidence about the South Central Local School District's compliance with those requirements and performing such other procedures as we considered necessary in the circumstances.

We believe that our audit provides a reasonable basis for our opinion on compliance for each major federal program. However, our audit does not provide a legal determination of the South Central Local School District's compliance.

Opinion on Each Major Federal Program

In our opinion, the South Central Local School District complied, in all material respects, with the types of compliance requirements referred to above that could have a direct and material effect on each of its major federal programs for the fiscal year ended June 30, 2021.

Report on Internal Control over Compliance

Management of the South Central Local School District is responsible for establishing and maintaining effective internal control over compliance with the types of compliance requirements referred to above. In planning and performing our audit of compliance, we considered the South Central Local School District's internal control over compliance with the types of requirements that could have a direct and material effect on each major federal program to determine the auditing procedures that are appropriate in the circumstances for the purpose of expressing an opinion on compliance for each major federal program and to test and report on internal control over compliance in accordance with the Uniform Guidance, but not for the purpose of expressing an opinion on the effectiveness of internal control over compliance. Accordingly, we do not express an opinion on the effectiveness of the South Central Local School District's internal control over compliance.

A deficiency in internal control over compliance exists when the design or operation of a control over compliance does not allow management or employees, in the normal course of performing their assigned functions, to prevent, or detect and correct, noncompliance with a type of compliance requirement of a federal program on a timely basis. A *material weakness in internal control over compliance* is a deficiency, or a combination of deficiencies, in internal control over compliance, such that there is a reasonable possibility that material noncompliance with a type of compliance requirement of a federal program will not be prevented, or detected and corrected, on a timely basis. A *significant deficiency in internal control over compliance* is a deficiency, or a combination of deficiencies, in internal control over compliance with a type of compliance requirement of a federal program that is less severe than a material weakness in internal control over compliance, yet important enough to merit attention by those charged with governance.

Our consideration of internal control over compliance was for the limited purpose described in the first paragraph of this section and was not designed to identify all deficiencies in internal control over compliance that might be material weaknesses or significant deficiencies. We did not identify any deficiencies in internal control over compliance that we consider to be material weaknesses. However, material weaknesses may exist that have not been identified.

The purpose of this report on internal control over compliance is solely to describe the scope of our testing of internal control over compliance and the results of that testing based on the requirements of the Uniform Guidance. Accordingly, this report is not suitable for any other purpose.

Julian & Grube, Inc.

Julian & Grube, Inc.
December 14, 2021

**SOUTH CENTRAL LOCAL SCHOOL DISTRICT
HURON COUNTY, OHIO**

**SCHEDULE OF FINDINGS
2 CFR § 200.515
JUNE 30, 2021**

1. SUMMARY OF AUDITOR'S RESULTS		
<i>(d)(1)(i)</i>	<i>Type of Financial Statement Opinion</i>	Unmodified
<i>(d)(1)(ii)</i>	<i>Were there any material control weaknesses reported at the financial statement level (GAGAS)?</i>	No
<i>(d)(1)(ii)</i>	<i>Were there any significant deficiencies in internal control reported at the financial statement level (GAGAS)?</i>	No
<i>(d)(1)(iii)</i>	<i>Was there any reported material noncompliance at the financial statement level (GAGAS)?</i>	No
<i>(d)(1)(iv)</i>	<i>Were there any material internal control weaknesses reported for major federal programs?</i>	No
<i>(d)(1)(iv)</i>	<i>Were there any significant deficiencies in internal control reported for major federal programs?</i>	No
<i>(d)(1)(v)</i>	<i>Type of Major Programs' Compliance Opinion</i>	Unmodified
<i>(d)(1)(vi)</i>	<i>Are there any reportable findings under 2 CFR §200.516(a)?</i>	No
<i>(d)(1)(vii)</i>	<i>Major Programs (listed):</i>	Child Nutrition Cluster Title I Grants to Local Educational Agencies, ALN 84.010
<i>(d)(1)(viii)</i>	<i>Dollar Threshold: Type A/B Programs</i>	Type A: >\$750,000 Type B: all others
<i>(d)(1)(ix)</i>	<i>Low Risk Auditee under 2CFR § 200.520?</i>	No

**2. FINDINGS RELATED TO THE BASIC FINANCIAL STATEMENTS
REQUIRED TO BE REPORTED IN ACCORDANCE WITH GAGAS**

None

3. FINDINGS AND QUESTIONED COSTS FOR FEDERAL AWARDS

None

This page intentionally left blank.

OHIO AUDITOR OF STATE KEITH FABER



SOUTH CENTRAL LOCAL SCHOOL DISTRICT

HURON COUNTY

AUDITOR OF STATE OF OHIO CERTIFICATION

This is a true and correct copy of the report, which is required to be filed pursuant to Section 117.26, Revised Code, and which is filed in the Office of the Ohio Auditor of State in Columbus, Ohio.



Certified for Release 1/18/2022

88 East Broad Street, Columbus, Ohio 43215
Phone: 614-466-4514 or 800-282-0370

This report is a matter of public record and is available online at
www.ohioauditor.gov