



**UNION COUNTY
DECEMBER 31, 2021**

TABLE OF CONTENTS

| TITLE | PAGE |
|-------------------------------------------------------------------------------------------------------------------------------------------------------------------------------------------|-------------|
| Prepared by Management: | |
| Schedule of Expenditures of Federal Awards | 1 |
| Notes to the Schedule of Expenditures of Federal Awards | 3 |
| Independent Auditor's Report on Internal Control Over Financial Reporting and on Compliance and Other Matters Required by <i>Government Auditing Standards</i> | 5 |
| Independent Auditor's Report on Compliance with Requirements Applicable to Each Major Federal Program and on Internal Control Over Compliance Required by the Uniform Guidance..... | 7 |
| Schedule of Findings..... | 11 |
| Attachment: Annual Comprehensive Financial Report | |

THIS PAGE INTENTIONALLY LEFT BLANK

UNION COUNTY

SCHEDULE OF EXPENDITURES OF FEDERAL AWARDS
FOR THE YEAR ENDED DECEMBER 31, 2021

| <u>FEDERAL GRANTOR/</u> <i>Pass Through Grantor</i> Program Title / Cluster Title | Pass Through Entity Identifying Number | Federal AL Number | Total Federal Expenditures |
|--------------------------------------------------------------------------------------------------|-----------------------------------------------|-------------------------|-------------------------------|
| U.S. DEPARTMENT OF AGRICULTURE | | | |
| <i>Passed through Ohio Department of Jobs and Family Services</i> | | | |
| <u>SNAP Cluster</u> | | | |
| State Administrative Matching Grants for the Supplemental Nutrition Assistance Program | G-2021-11-6001/G-2223-11-6999 | 10.561 | \$ 180,055 |
| Total SNAP Cluster | | | 180,055 |
| TOTAL U.S. DEPARTMENT OF AGRICULTURE | | | |
| 180,055 | | | |
| U.S. DEPARTMENT OF HOUSING AND URBAN DEVELOPMENT | | | |
| <i>Passed Through the Ohio Development Services Agency</i> | | | |
| Community Development Block Grants/State's Program and Non-Entitlement Grants in Hawaii | B-C-19-1CU-1 | 14.228 | 157,818 |
| Community Development Block Grants/State's Program and Non-Entitlement Grants in Hawaii | B-F-20-1CU-1 | 14.228 | 133,500 |
| Community Development Block Grants/State's Program and Non-Entitlement Grants in Hawaii | B-X-20-1CU-1 | 14.228 | 489,500 |
| Total Community Development Block Grant/State's Program and Non-Entitlement Grants in Hawaii | | | 780,818 |
| Supportive Housing Program (Direct) | N/A | 14.235 | 70,314 |
| Shelter Plus Care (Direct) | N/A | 14.238 | 29,170 |
| Home Investment Partnerships Program | B-C-19-1CU-2 | 14.239 | 92,246 |
| TOTAL U.S. DEPARTMENT OF HOUSING AND URBAN DEVELOPMENT | | | |
| 972,548 | | | |
| U.S. DEPARTMENT OF JUSTICE | | | |
| Bulletproof Vest Partnership Program (Direct) | N/A | 16.607 | 6,724 |
| <i>Passed Through the Ohio Attorney General's Office</i> | | | |
| Crime Victim Assistance | 2021-VOCA-133907515 | 16.575 | 89,112 |
| Crime Victim Assistance | 2022-VOCA-134713315 | 16.575 | 21,256 |
| Total Crime Victim Assistance | | | 110,368 |
| Criminal and Juvenile Justice and Mental Health Collaboration Program (Direct) | N/A | 16.745 | 211,727 |
| <i>Passed Through the Ohio Department of Public Safety / Office of Criminal Justice Services</i> | | | |
| Edward Byrne Memorial Justice Assistance Grant Program | 2017-JG-A02-6008A | 16.738 | 12,853 |
| Edward Byrne Memorial Justice Assistance Grant Program | 2018-JG-A02-6008F | 16.738 | 9,979 |
| Total Edward Byrne Memorial Justice Assistance Grant Program | | | 22,832 |
| Equitable Sharing Program (Direct) | N/A | 16.922 | 40,266 |
| TOTAL U.S. DEPARTMENT OF JUSTICE | | | |
| 391,917 | | | |
| U.S. DEPARTMENT OF LABOR | | | |
| <i>Passed Through the Greater Ohio Workforce Board, Inc. (Area 7)</i> | | | |
| <u>Employment Service Cluster</u> | | | |
| Employment Service/Wagner-Peyser Funded Activities | 2020/21-7380-1 | 17.207 | 7,512 |
| Total Employment Service Cluster | | | 7,512 |
| Unemployment Insurance | 2020/21-7380-1 | 17.225 | 37,696 |
| Trade Adjustment Assistance | 2020/21-7380-1 | 17.245 | 1,305 |
| <u>WIOA Cluster</u> | | | |
| WIOA Adult Program | 2020/21-7380-1 | 17.258 | 202,459 |
| WIOA Youth Activities | 2020/21-7380-1 | 17.259 | 6,058 |
| WIOA Dislocated Worker Formula Grants | 2020/21-7380-1 | 17.278 | 67,371 |
| Total WIOA Cluster | | | 275,888 |
| WIOA National Dislocated Worker Grants/WIA National Emergency Grants | 2020/21-7380-1 | 17.277 | 52,876 |
| TOTAL U.S. DEPARTMENT OF LABOR | | | |
| 375,277 | | | |
| U.S. DEPARTMENT OF TRANSPORTATION | | | |
| <i>Passed Through the Ohio Department of Transportation</i> | | | |
| Airport Improvement Program | N/A | 20.106 | 126,378 |
| COVID-19 Airport Improvement Program | N/A | 20.106 | 69,000 |
| COVID-19 Airport Improvement Program | N/A | 20.106 | 13,000 |
| COVID-19 Airport Improvement Program | N/A | 20.106 | 32,000 |
| Total Airport Improvement Program | | | 240,378 |
| <u>Highway Planning and Construction Cluster</u> | | | |
| Highway Planning and Construction | 113516 | 20.205 | 21,600 |
| Total Highway Planning and Construction Cluster | | | 21,600 |
| <i>Passed Through the Ohio Department of Public Safety / Ohio Traffic Safety Office</i> | | | |
| <u>Highway Safety Cluster</u> | | | |
| State and Community Highway Safety | GG-2021-Union Co. Sheriff's Offic-00032 | 20.600 | 15,301 |
| State and Community Highway Safety | LEL/TSRP-2022-Union Co. Sheriff's Offic-00006 | 20.600 | 9,548 |
| Total Highway Safety Cluster | | | 24,849 |
| TOTAL U.S. DEPARTMENT OF TRANSPORTATION | | | |
| 286,827 | | | |
| U.S. DEPARTMENT OF THE TREASURY | | | |
| <i>Passed Through the Ohio Office of Budget and Management</i> | | | |
| COVID-19 Coronavirus Relief Fund | N/A | 21.019 | 31,501 |
| <i>Passed Through the Ohio Department of Mental Health and Addiction Services</i> | | | |
| COVID-19 Coronavirus Relief Fund | N/A | 21.019 | 36,750 |
| TOTAL U.S. DEPARTMENT OF THE TREASURY | | | |
| 68,251 | | | |
| U.S. DEPARTMENT OF EDUCATION | | | |
| <i>Passed Through the Ohio Department of Education</i> | | | |
| <u>Special Education Cluster (IDEA)</u> | | | |
| Special Education - Grants to States | N/A | 84.027 | 55,364 |
| Special Education - Preschool Grants | N/A | 84.173 | 39,364 |
| Total Special Education Cluster (IDEA) | | | 94,728 |
| <i>Passed Through the Ohio Department of Developmental Disabilities</i> | | | |
| Special Education - Grants for Infants and Families | N/A | 84.181 | 74,334 |
| TOTAL U.S. DEPARTMENT OF EDUCATION | | | |
| 169,062 | | | |

UNION COUNTY
**SCHEDULE OF EXPENDITURES OF FEDERAL AWARDS
 FOR THE YEAR ENDED DECEMBER 31, 2021
 (Continued)**

| FEDERAL GRANTOR/ Pass Through Grantor Program Title | Pass Through Entity Identifying Number | Federal AL Number | Total Federal Expenditures |
|-------------------------------------------------------------------------------------------------------------|----------------------------------------------|-------------------------|-------------------------------|
| U.S. DEPARTMENT OF HEALTH AND HUMAN SERVICES | | | |
| <i>Passed Through the City of Columbus / Central Ohio Area Agency on Aging</i> | | | |
| <u>Aging Cluster</u> | | | |
| COVID-19 Special Programs for the Aging-Title III, Part B-Grants for Supportive Services and Senior Centers | N/A | 93.044 | 6,444 |
| Special Programs for the Aging-Title III, Part B-Grants for Supportive Services and Senior Centers | N/A | 93.044 | 21,413 |
| Total Aging Cluster | | | <u>27,857</u> |
| COVID-19 National Family Caregiver Support, Title III, Part E | N/A | 93.052 | 10,940 |
| National Family Caregiver Support, Title III, Part E | N/A | 93.052 | 35,947 |
| Total National Family Caregiver Support | | | <u>46,887</u> |
| Drug-Free Communities Support Program Grants (Direct) | N/A | 93.276 | 123,020 |
| Comprehensive Community Mental Health Services for Children with Serious Emotional Disturbances (Direct) | N/A | 93.104 | 1,197,386 |
| <i>Passed Through the Ohio Department of Jobs and Family Services</i> | | | |
| <u>MaryLee Allen Promoting Safe and Stable Families</u> | | | |
| Temporary Assistance for Needy Families | G-2021-11-6001/G-2223-11-6999 | 93.556 | 79,975 |
| Child Support Enforcement | G-2021-11-6001/G-2223-11-6999 | 93.558 | 386,848 |
| Child Support Enforcement | G-2021-11-6001/G-2223-11-6999 | 93.563 | 493,400 |
| <u>CCDF Cluster</u> | | | |
| Child Care and Development Block Grant | G-2021-11-6001/G2223-11-6999 | 93.575 | 18,919 |
| Total CCDF Cluster | | | <u>18,919</u> |
| Foster Care - Title IV-E | G2021-11-6001/G-2223-11-6999 | 93.658 | 416,176 |
| Adoption Assistance | G-2021-11-6001/G-2223-11-6999 | 93.659 | 201,908 |
| John H. Chafee Foster Care Program for Successful Transition to Adulthood | G-2021-11-6001/G-2223-11-6999 | 93.674 | 34,557 |
| COVID-19 Elder Abuse Prevention Interventions Program | G-2223-11-6999 | 93.747 | 5,934 |
| Children's Health Insurance Program | G-2021-11-6001/G-2223-11-6999 | 93.767 | 2,044 |
| <u>Medicaid Cluster</u> | | | |
| <i>Passed Through the Ohio Department of Jobs and Family Services</i> | | | |
| <u>Medical Assistance Program</u> | | | |
| Medical Assistance Program | G-2021-11-6001/G-2223-11-6999 | 93.778 | 588,409 |
| <i>Passed Through the Ohio Department of Developmental Disabilities</i> | | | |
| <u>Medical Assistance Program</u> | | | |
| Medical Assistance Program | N/A | 93.778 | 292,790 |
| Total Medicaid Cluster | | | <u>881,199</u> |
| <i>Passed Through the Ohio Department of Developmental Disabilities</i> | | | |
| <u>Social Services Block Grant</u> | | | |
| Social Services Block Grant | N/A | 93.667 | 41,635 |
| <i>Passed Through the Ohio Department of Jobs and Family Services</i> | | | |
| <u>Social Services Block Grant</u> | | | |
| Social Services Block Grant | G-2021-11-6001/G-2223-11-6999 | 93.667 | 366,130 |
| <i>Passed Through the Ohio Department of Mental Health and Addiction Services</i> | | | |
| <u>Social Services Block Grant</u> | | | |
| Social Services Block Grant | N/A | 93.667 | 12,173 |
| Total Social Services Block Grant | | | <u>419,938</u> |
| <i>Passed Through the Greater Ohio Workforce Board, Inc. (Area 7)</i> | | | |
| <u>Opioid STR</u> | | | |
| Opioid STR | 2020/21-7380-1 | 93.788 | 1,582 |
| <i>Passed Through the Public Children Services Association of Ohio</i> | | | |
| <u>Opioid STR</u> | | | |
| Opioid STR | G-2021-06-0415/G-2223-06-0069 | 93.788 | 2,279 |
| <i>Passed Through the Ohio Department of Mental Health and Addiction Services</i> | | | |
| <u>Opioid STR</u> | | | |
| Opioid STR | 2100531 | 93.788 | 54,991 |
| Opioid STR | 2100677 | 93.788 | 550,214 |
| Opioid STR | 2100746 | 93.788 | 20,534 |
| Opioid STR | 2200374 | 93.788 | 114,115 |
| Total Opioid STR | | | <u>743,715</u> |
| Block Grants for Community Mental Health Services | N/A | 93.958 | 22,778 |
| Block Grants for Community Mental Health Services | 2200331 | 93.958 | 100,446 |
| Total Block Grants for Community Mental Health Services | | | <u>123,224</u> |
| Block Grants for Prevention and Treatment of Substance Abuse | N/A | 93.959 | 201,532 |
| TOTAL U.S. DEPARTMENT OF HEALTH AND HUMAN SERVICES | | | <u>5,404,519</u> |
| U.S. DEPARTMENT OF HOMELAND SECURITY | | | |
| <i>Passed Through the Ohio Department of Public Safety / Ohio Emergency Management Agency</i> | | | |
| <u>Emergency Management Performance Grants</u> | | | |
| Emergency Management Performance Grants | EMC-2020-EP-00014 | 97.042 | 23,582 |
| Emergency Management Performance Grants | EMC-2021-EP-00002 | 97.042 | 6,478 |
| COVID-19 Emergency Management Performance Grants | EMC-2020-EP-00014 | 97.042 | 18,913 |
| Total Emergency Management Performance Grants | | | <u>48,973</u> |
| TOTAL U.S. DEPARTMENT OF HOMELAND SECURITY | | | <u>48,973</u> |
| TOTAL FEDERAL AWARDS EXPENDITURES | | | <u>\$ 7,897,429</u> |

The accompanying notes to this schedule are an integral part of this schedule.

UNION COUNTY
NOTES TO THE SCHEDULE OF EXPENDITURES OF FEDERAL AWARDS
2 CFR 200.510(b)(6)
FOR THE YEAR ENDED DECEMBER 31, 2021

NOTE A – BASIS OF PRESENTATION

The accompanying Schedule of Expenditures of Federal Awards (the Schedule) includes the federal award activity of Union County (the County) under programs of the federal government for the year ended December 31, 2021. The information on this Schedule is prepared in accordance with the requirements of Title 2 U.S. Code of Federal Regulations Part 200, *Uniform Administrative Requirements, Cost Principles, and Audit Requirements for Federal Awards* (Uniform Guidance). Because the Schedule presents only a selected portion of the operations of the County, it is not intended to and does not present the financial position, changes in net assets, or cash flows of the County.

NOTE B – SUMMARY OF SIGNIFICANT ACCOUNTING POLICIES

Expenditures reported on the Schedule are reported on the cash basis of accounting. Such expenditures are recognized following the cost principles contained in Uniform Guidance, wherein certain types of expenditures may or may not be allowable or may be limited as to reimbursement.

NOTE C - MATCHING REQUIREMENTS

Certain Federal programs require the County to contribute non-Federal funds (matching funds) to support the Federally-funded programs. The County has met its matching requirements. The Schedule does not include the expenditure of non-Federal matching funds.

NOTE D – COST REPORT MAC SETTLEMENTS

During the calendar year, the County Board of Developmental Disabilities received a settlement payment for the 2017 and 2018 Cost Reports from the Ohio Department of Developmental Disabilities for the Medicaid program (AL #93.778) in the amount of \$9,119 and \$10,090, respectively. The Cost Report Settlement payment was for settlement of the difference between the statewide payment rate and the rate calculated based upon actual expenditures for Medicaid services. This revenue is not listed on the County’s Schedule of Expenditures of Federal Awards since the underlying expenses occurred in the prior reporting periods.

NOTE E – INDIRECT COST RATE

The County has elected not to use the 10-percent de minimis indirect cost rate as allowed under the Uniform Guidance.

NOTE F – CORRECTION TO PRIOR YEAR SCHEDULE OF EXPENDITURES OF FEDERAL AWARDS

The table below summarizes federal expenditures from the U.S. Department of Transportation for the Airport Improvement Program (AL #20.106) and U.S Department of Health and Human Services for the Comprehensive Community Mental Health Services for Children with Serious Emotional Disturbances (AL #93.104) and Opioid STR (AL #93.788) programs that were inadvertently omitted by the County from prior year’s Schedule of Federal Awards and are immaterial to the schedule. The expenditures are not listed on the County’s Schedule of Expenditures of Federal Awards since the underlying expenses occurred in the prior reporting period.

| Program | AL Number | Omitted 2020 Federal Expenditures |
|-------------------------------------------------------------------------------------------------|------------------|------------------------------------------|
| Airport Improvement Program | #20.106 | \$53,571 |
| Comprehensive Community Mental Health Services for Children with Serious Emotional Disturbances | #93.104 | \$167,393 |
| Opioid STR | #93.788 | \$8,684 |

THIS PAGE INTENTIONALLY LEFT BLANK

OHIO AUDITOR OF STATE KEITH FABER



88 East Broad Street
Columbus, Ohio 43215
ContactUs@ohioauditor.gov
(800) 282-0370

INDEPENDENT AUDITOR'S REPORT ON INTERNAL CONTROL OVER FINANCIAL REPORTING AND ON COMPLIANCE AND OTHER MATTERS REQUIRED BY *GOVERNMENT AUDITING STANDARDS*

Union County
233 West Sixth Street
Marysville, Ohio 43040

To the Board of County Commissioners:

We have audited, in accordance with auditing standards generally accepted in the United States of America and the standards applicable to financial audits contained in *Government Auditing Standards* issued by the Comptroller General of the United States, the financial statements of the governmental activities, the business-type activities, the discretely presented component units, each major fund, and the aggregate remaining fund information of Union County, (the County) as of and for the year ended December 31, 2021, and the related notes to the financial statements, which collectively comprise the County's basic financial statements and have issued our report thereon dated June 24, 2022, wherein we noted the financial impact of COVID-19 and the continuing emergency measures may impact subsequent periods of the County. We also noted our report includes a reference to other auditors who audited the financial statements of the Memorial Hospital of Union County, a discretely presented component unit, as described in our report on the County's financial statements. This report does not include the results of the other auditor's testing of internal control over financial reporting or compliance and other matters that are reported on separately by those auditors.

Report on Internal Control Over Financial Reporting

In planning and performing our audit of the financial statements, we considered the County's internal control over financial reporting (internal control) as a basis for designing audit procedures that are appropriate in the circumstances for the purposes of expressing our opinions on the financial statements, but not for the purpose of expressing an opinion on the effectiveness of the County's internal control. Accordingly, we do not express an opinion on the effectiveness of the County's internal control.

A *deficiency in internal control* exists when the design or operation of a control does not allow management or employees, in the normal course of performing their assigned functions, to prevent, or detect and correct misstatements on a timely basis. A *material weakness* is a deficiency, or a combination of deficiencies, in internal control, such that there is a reasonable possibility that a material misstatement of the County's financial statements will not be prevented, or detected and corrected, on a timely basis. A *significant deficiency* is a deficiency, or a combination of deficiencies, in internal control that is less severe than a material weakness, yet important enough to merit attention by those charged with governance.

Our consideration of internal control was for the limited purpose described in the first paragraph of this section and was not designed to identify all deficiencies in internal control that might be material weaknesses or significant deficiencies. Given these limitations, during our audit we did not identify any deficiencies in internal control that we consider to be material weaknesses. However, material weaknesses or significant deficiencies may exist that were not identified.

Report on Compliance and Other Matters

As part of obtaining reasonable assurance about whether the County's financial statements are free from material misstatement, we performed tests of its compliance with certain provisions of laws, regulations, contracts, and grant agreements, noncompliance with which could have a direct and material effect on the financial statements. However, providing an opinion on compliance with those provisions was not an objective of our audit and accordingly, we do not express such an opinion. The results of our tests disclosed no instances of noncompliance or other matters that are required to be reported under *Government Auditing Standards*.

Purpose of This Report

The purpose of this report is solely to describe the scope of our testing of internal control and compliance and the results of that testing, and not to provide an opinion on the effectiveness of the County's internal control or on compliance. This report is an integral part of an audit performed in accordance with *Government Auditing Standards* in considering the County's internal control and compliance. Accordingly, this communication is not suitable for any other purpose.



Keith Faber
Auditor of State
Columbus, Ohio

June 24, 2022

OHIO AUDITOR OF STATE KEITH FABER



88 East Broad Street
Columbus, Ohio 43215
ContactUs@ohioauditor.gov
(800) 282-0370

INDEPENDENT AUDITOR'S REPORT ON COMPLIANCE WITH REQUIREMENTS APPLICABLE TO EACH MAJOR FEDERAL PROGRAM AND ON INTERNAL CONTROL OVER COMPLIANCE AND ON THE SCHEDULE OF EXPENDITURES OF FEDERAL AWARDS REQUIRED BY THE UNIFORM GUIDANCE

Union County
233 West Sixth Street
Marysville, Ohio 43040

To the Board of County Commissioners:

Report on Compliance for Each Major Federal Program

Opinion on Each Major Federal Program

We have audited Union County's (the County) compliance with the types of compliance requirements identified as subject to audit in the U.S. Office of Management and Budget (OMB) *Compliance Supplement* that could have a direct and material effect on each of Union County's major federal programs for the year ended December 31, 2021. Union County's major federal programs are identified in the *Summary of Auditor's Results* section of the accompanying schedule of findings.

In our opinion, Union County complied, in all material respects, with the compliance requirements referred to above that could have a direct and material effect on each of its major federal programs for the year ended December 31, 2021.

Basis for Opinion on Each Major Federal Program

We conducted our audit of compliance in accordance with auditing standards generally accepted in the United States of America (GAAS); the standards applicable to financial audits contained in *Government Auditing Standards* issued by the Comptroller General of the United States (*Government Auditing Standards*); and the audit requirements of Title 2 U.S. *Code of Federal Regulations* Part 200, *Uniform Administrative Requirements, Cost Principles, and Audit Requirements for Federal Awards* (Uniform Guidance). Our responsibilities under those standards and the Uniform Guidance are further described in the *Auditor's Responsibilities for the Audit of Compliance* section of our report.

We are required to be independent of the County and to meet our other ethical responsibilities, in accordance with relevant ethical requirements relating to our audit. We believe that the audit evidence we have obtained is sufficient and appropriate to provide a basis for our opinion on compliance for each major federal program. Our audit does not provide a legal determination of the County's compliance with the compliance requirements referred to above.

Other Matter – Federal Expenditures Not Included in the Compliance Audit

The County's basic financial statements include the operations of the Memorial Hospital of Union County, which expended \$3,675,298 in federal awards which is not included in the County's Schedule of Expenditures of Federal Awards during the year ended December 31, 2021. Our audit, described in the "Opinion on Each Major Federal Program," does not include the operations of the Memorial Hospital of Union County because the Memorial Hospital of Union County engaged other auditors perform an audit of compliance in accordance with the Uniform Guidance.

Responsibilities of Management for Compliance

The County's Management is responsible for compliance with the requirements referred to above and for the design, implementation, and maintenance of effective internal control over compliance with the requirements of laws, statutes, regulations, rules, and provisions of contracts or grant agreements applicable to the County's federal programs.

Auditor's Responsibilities for the Audit of Compliance

Our objectives are to obtain reasonable assurance about whether material noncompliance with the compliance requirements referred to above occurred, whether due to fraud or error, and express an opinion on the County's compliance based on our audit. Reasonable assurance is a high level of assurance but is not absolute assurance and therefore is not a guarantee that an audit conducted in accordance with GAAS, *Government Auditing Standards*, and the Uniform Guidance will always detect material noncompliance when it exists. The risk of not detecting material noncompliance resulting from fraud is higher than for that resulting from error, as fraud may involve collusion, forgery, intentional omissions, misrepresentations, or the override of internal control. Noncompliance with the compliance requirements referred to above is considered material if there is a substantial likelihood that, individually or in the aggregate, it would influence the judgment made by a reasonable user of the report on compliance about the County's compliance with the requirements of each major federal program as a whole.

In performing an audit in accordance with GAAS, *Government Auditing Standards*, and the Uniform Guidance, we:

- exercise professional judgment and maintain professional skepticism throughout the audit.
- identify and assess the risks of material noncompliance, whether due to fraud or error, and design and perform audit procedures responsive to those risks. Such procedures include examining, on a test basis, evidence regarding the County's compliance with the compliance requirements referred to above and performing such other procedures as we considered necessary in the circumstances.
- obtain an understanding of the County's internal control over compliance relevant to the audit in order to design audit procedures that are appropriate in the circumstances and to test and report on internal control over compliance in accordance with the Uniform Guidance, but not for the purpose of expressing an opinion on the effectiveness of the County's internal control over compliance. Accordingly, no such opinion is expressed.

We are required to communicate with those charged with governance regarding, among other matters, the planned scope and timing of the audit and any significant deficiencies and material weaknesses in internal control over compliance that we identified during the audit.

Report on Internal Control Over Compliance

A deficiency in internal control over compliance exists when the design or operation of a control over compliance does not allow management or employees, in the normal course of performing their assigned functions, to prevent, or detect and correct, noncompliance with a type of compliance requirement of a federal program on a timely basis. *A material weakness in internal control over compliance* is a deficiency, or combination of deficiencies, in internal control over compliance, such that there is a reasonable possibility that material noncompliance with a type of compliance requirement of a federal program will not be prevented, or detected and corrected, on a timely basis. *A significant deficiency in internal control over compliance* is a deficiency, or a combination of deficiencies, in internal control over compliance with a type of compliance requirement of a federal program that is less severe than a material weakness in internal control over compliance, yet important enough to merit attention by those charged with governance.

Our consideration of internal control over compliance was for the limited purpose described in the *Auditor's Responsibilities for the Audit of Compliance* section above and was not designed to identify all deficiencies in internal control over compliance that might be material weaknesses or significant deficiencies in internal control over compliance. Given these limitations, during our audit we did not identify any deficiencies in internal control over compliance that we consider to be material weaknesses, as defined above. However, material weaknesses or significant deficiencies in internal control over compliance may exist that were not identified.

Our audit was not designed for the purpose of expressing an opinion on the effectiveness of internal control over compliance. Accordingly, no such opinion is expressed.

The purpose of this report on internal control over compliance is solely to describe the scope of our testing of internal control over compliance and the results of this testing based on the requirements of the Uniform Guidance. Accordingly, this report is not suitable for any other purpose.

Report on Schedule of Expenditures of Federal Awards Required by the Uniform Guidance

We have audited the financial statements of the governmental activities, the business-type activities, the discretely-presented component units, each major fund and the aggregate remaining fund information of Union County (the County) as of and for the year ended December 31, 2021, and the related notes to the financial statements, which collectively comprise the County's basic financial statements. We issued our unmodified report thereon dated June 24, 2022, wherein we noted the financial impact of COVID-19 and the continuing emergency measures may impact subsequent periods of the County. Our report includes a reference to other auditors who audited the financial statements of the Memorial Hospital of Union County, a discretely presented component unit, as described in our report on the County's financial statements. Our audit was conducted for the purpose of forming opinions on the financial statements that collectively comprise the County's basic financial statements. We have not performed any procedures on the audited financial statements subsequent to June 24, 2022. The accompanying schedule of expenditures of federal awards is presented for purposes of additional analysis as required by the Uniform Guidance and is not a required part of the basic financial statements. The schedule is the responsibility of management and was derived from and relates directly to the underlying accounting and other records management used to prepare the basic financial statements. We subjected this schedule to the auditing procedures we applied to the basic financial statements. We also applied certain additional procedures, including comparing and reconciling this schedule directly to the underlying accounting and other records used to prepare the basic financial statements or to the basic financial statements themselves, and other additional procedures in accordance with auditing standards generally accepted in the United States of America. In our opinion, the schedule of expenditures of federal awards is fairly stated in all material respects in relation to the basic financial statements as a whole.

Union County
Independent Auditor's Report on Compliance with Requirements
Applicable to Each Major Federal Program and on Internal Control Over Compliance
and on the Schedule of Expenditures of Federal Awards Required by the Uniform Guidance
Page 4

A handwritten signature in black ink that reads "Keith Faber". The signature is written in a cursive, flowing style.

Keith Faber
Auditor of State
Columbus, Ohio

August 9, 2022

UNION COUNTY
SCHEDULE OF FINDINGS
 2 CFR § 200.515
 DECEMBER 31, 2021

1. SUMMARY OF AUDITOR'S RESULTS

| | | |
|---------------------|-----------------------------------------------------------------------------------------------------------------------|-----------------------------------------------------------------------------------------------------------------------------------------|
| (d)(1)(i) | Type of Financial Statement Opinion | Unmodified |
| (d)(1)(ii) | Were there any material weaknesses in internal control reported at the financial statement level (GAGAS)? | No |
| (d)(1)(ii) | Were there any significant deficiencies in internal control reported at the financial statement level (GAGAS)? | No |
| (d)(1)(iii) | Was there any reported material noncompliance at the financial statement level (GAGAS)? | No |
| (d)(1)(iv) | Were there any material weaknesses in internal control reported for major federal programs? | No |
| (d)(1)(iv) | Were there any significant deficiencies in internal control reported for major federal programs? | No |
| (d)(1)(v) | Type of Major Programs' Compliance Opinion | Unmodified |
| (d)(1)(vi) | Are there any reportable findings under 2 CFR § 200.516(a)? | No |
| (d)(1)(vii) | Major Programs (list): | Comprehensive Community Mental Health Services for Children with Serious Emotional Disturbances (# 93.104) Opioid STR (# 93.788) |
| (d)(1)(viii) | Dollar Threshold: Type A/B Programs | Type A: > \$ 750,000 Type B: all others |
| (d)(1)(ix) | Low Risk Auditee under 2 CFR § 200.520? | Yes |

**2. FINDINGS RELATED TO THE FINANCIAL STATEMENTS
 REQUIRED TO BE REPORTED IN ACCORDANCE WITH GAGAS**

None

3. FINDINGS AND QUESTIONED COSTS FOR FEDERAL AWARDS

None

THIS PAGE INTENTIONALLY LEFT BLANK

UNION COUNTY, OHIO



Annual Comprehensive Financial Report

For Fiscal Year Ended December 31, 2021

UNION COUNTY, OHIO
ANNUAL COMPREHENSIVE FINANCIAL REPORT
FOR THE YEAR ENDED DECEMBER 31, 2021

PREPARED BY:

ANDREA L. WEAVER, COUNTY AUDITOR

*233 WEST 6TH STREET
MARYSVILLE, OHIO 43040*

THIS PAGE IS INTENTIONALLY LEFT BLANK

UNION COUNTY, OHIO

ANNUAL COMPREHENSIVE FINANCIAL REPORT
FOR THE YEAR ENDED DECEMBER 31, 2021

TABLE OF CONTENTS

Table of Contents..... i-v

I. INTRODUCTORY SECTION

Letter of Transmittal vii-x
Certificate of Achievement for Excellence in Financial Reporting xi
Principal Officials xii
Organizational Chart..... xiii
Duties and Responsibilities of the County Auditor..... xiv

II. FINANCIAL SECTION

INDEPENDENT AUDITOR’S REPORT 1-4

MANAGEMENT’S DISCUSSION AND ANALYSIS..... 5-17

BASIC FINANCIAL STATEMENTS:

Government-Wide Financial Statements:

Statement of Net Position 20-21
Statement of Activities 22-23

Fund Financial Statements:

Balance Sheet - Governmental Funds 24-25

Reconciliation of Total Governmental Fund Balances to Net Position
of Governmental Activities..... 27

Statement of Revenues, Expenditures and Changes in Fund
Balances - Governmental Funds 28-29

Reconciliation of the Statement of Revenues, Expenditures and Changes
in Fund Balances of Governmental Funds to the Statement of Activities 30

Statement of Revenues, Expenditures and Changes in Fund
Balance - Budget and Actual (Non-GAAP Budgetary Basis):

General Fund 31
County Board of Developmental Disabilities..... 32
Motor Vehicle and Gas Tax 33
Local Fiscal Recovery 34

Statement of Net Position - Proprietary Funds 35

Statement of Revenues, Expenses and Changes in
Net Position - Proprietary Funds 36

Statement of Cash Flows - Proprietary Funds 37-38

Statement of Fiduciary Net Position - Custodial Funds 39

Statement of Changes in Fiduciary Net Position - Custodial Funds 40

Notes to the Basic Financial Statements..... 41-111

II. FINANCIAL SECTION - (Continued)

Required Supplementary Information:

| | |
|------------------------------------------------------------------------------------------------|---------|
| Schedule of the County’s Proportionate Share of the Net Pension Liability / Net Pension Asset: | |
| Ohio Public Employees Retirement System (OPERS)..... | 114-115 |
| State Teachers Retirement System (STRS) of Ohio | 116-117 |
| Schedule of County Pension Contributions: | |
| Ohio Public Employees Retirement System (OPERS)..... | 118-119 |
| State Teachers Retirement System (STRS) of Ohio | 120-121 |
| Schedule of the County’s Proportionate Share of the Net OPEB Liability / Asset: | |
| Ohio Public Employees Retirement System (OPERS)..... | 122 |
| State Teachers Retirement System (STRS) of Ohio | 123 |
| Schedule of County OPEB Contributions: | |
| Ohio Public Employees Retirement System (OPERS)..... | 124-125 |
| State Teachers Retirement System (STRS) of Ohio | 126-127 |
| Notes to the Required Supplementary Information | 128-129 |
| Conditional Assessment of the County’s Infrastructure | 131-132 |

COMBINING STATEMENTS AND INDIVIDUAL FUND SCHEDULES:

Combining Statements and Individual Fund Schedules - Governmental Funds:

Major Funds:

Individual Fund Schedules of Revenues, Expenditures and Changes in Fund

 Balance - Budget and Actual (Non-GAAP Budgetary Basis) - Major Governmental Funds:

| | |
|-------------------------------------------------|---------|
| General Fund..... | 135-141 |
| County Board of Developmental Disabilities..... | 142 |
| Motor Vehicle and Gas Tax | 143 |
| Local Fiscal Recovery | 144 |

| | |
|---------------------------------------------|---------|
| Fund Descriptions - Governmental Funds..... | 145-150 |
|---------------------------------------------|---------|

| | |
|------------------------------------------------------------|-----|
| Combining Balance Sheet - Nonmajor Governmental Funds..... | 151 |
|------------------------------------------------------------|-----|

| | |
|------------------------------------------------------------------------------------------------------------------|-----|
| Combining Statement of Revenues, Expenditures and Changes in Fund Balances - Nonmajor Governmental Funds..... | 152 |
|------------------------------------------------------------------------------------------------------------------|-----|

| | |
|----------------------------------------------------------------|---------|
| Combining Balance Sheet - Nonmajor Special Revenue Funds | 154-165 |
|----------------------------------------------------------------|---------|

| | |
|---------------------------------------------------------------------------------------------------------------------|---------|
| Combining Statement of Revenues, Expenditures and Changes in Fund Balances - Nonmajor Special Revenue Funds..... | 166-177 |
|---------------------------------------------------------------------------------------------------------------------|---------|

Schedules of Revenues, Expenditures and Changes in Fund Balance -

 Budget and Actual - Nonmajor Special Revenue Funds (Non-GAAP Budgetary Basis):

| | |
|----------------------------------------------------|-----|
| Real Estate Assessment | 178 |
| Local Coronavirus Relief | 179 |
| Computerized Legal Research | 180 |
| Delinquent Real Estate Collection | 181 |
| Recorder Equipment Set Aside | 182 |
| Treasurer Prepaid Interest | 183 |
| Federal Chip..... | 184 |
| Elections Security Grant | 185 |
| Moving Ohio Forward..... | 186 |
| Railroad Grade Crossing | 187 |
| Law Library..... | 188 |
| Probate Court Conduct of Business..... | 189 |
| Indigent Guardianship | 190 |
| Probate and Juvenile Special Projects | 191 |
| Common Pleas Special Projects | 192 |
| Clerk of Courts Computerization | 193 |
| Probate and Juvenile Court Computer..... | 194 |
| Probate and Juvenile Court Computer Research | 195 |

II. FINANCIAL SECTION - (Continued)

Schedules of Revenues, Expenditures and Changes in Fund Balance -

Budget and Actual - Nonmajor Special Revenue Funds (Non-GAAP Budgetary Basis):

| | |
|-------------------------------------------------------------------------------------------------------------------------------------------------|---------|
| Juvenile Court Indigent Offenders | 196 |
| County Indigent Driver | 197 |
| Dispute Resolution | 198 |
| CP Addiction Grant | 199 |
| CP Probation Services | 200 |
| Targeted Community Alternative | 201 |
| CCA Grant | 202 |
| Probation Services Grant | 203 |
| Economic Development | 204 |
| Convention and Tourist Bureau | 205 |
| DUI | 206 |
| Forfeitures | 207 |
| Sheriff CCW Rotary | 208 |
| Law Enforcement Grants | 209 |
| Sheriff Policing Rotary | 210 |
| DARE Community Education | 211 |
| Youth Services Subsidy | 212 |
| 9-1-1 Emergency | 213 |
| Federal LETF | 214 |
| Local Emergency Planning | 215 |
| Juvenile Tobacco..... | 216 |
| Law Enforcement Memorial | 217 |
| Juvenile Special Projects..... | 218 |
| VOCA Grant | 219 |
| VAWA Grant..... | 220 |
| Road and Bridge..... | 221 |
| Ditch Rotary..... | 222 |
| Ditch Maintenance | 223 |
| Dog and Kennel..... | 224 |
| ADAMH..... | 225 |
| Preschool Grant..... | 226 |
| Public Assistance | 227 |
| Coordination Transportation | 228 |
| Child Support Enforcement Agency | 229 |
| Children Services | 230 |
| Adult Basic Literacy Education Grant | 231 |
| Senior Services..... | 232 |
| Workplace Investment Act..... | 233 |
| Collaborative Family Risk | 234 |
| Marriage License..... | 235 |
| Domestic Violence | 236 |
| Unclaimed Monies | 237 |
| Stabilization | 238 |
| Salary and Benefit..... | 239 |
| Certificate Title Administration | 240 |
| Workmen's Compensation..... | 241 |
| Investment of Unclaimed Money | 242 |
| Combining Balance Sheet - Nonmajor Debt Service Funds | 244 |
| Combining Statement of Revenues, Expenditures and Changes in Fund Balances - Nonmajor Debt Service Funds..... | 245 |
| Schedules of Revenues, Expenditures and Changes in Fund Balance - Budget and Actual - Nonmajor Debt Service Fund (Non-GAAP Budgetary Basis): | |
| Bond Retirement | 246 |
| Sales Tax Debt | 247 |
| Combining Balance Sheet - Nonmajor Capital Projects Funds..... | 248-251 |
| Combining Statement of Revenues, Expenditures and Changes in Fund Balances - Nonmajor Capital Projects Funds | 252-255 |

II. FINANCIAL SECTION - (Continued)

Schedules of Revenues, Expenditures and Changes in Fund Balance -
Budget and Actual - Nonmajor Capital Projects Funds (Non-GAAP Budgetary Basis):

| | |
|------------------------------------------------|-----|
| MVGT Infrastructure | 256 |
| Capital Improvements | 257 |
| Capital Infrastructure..... | 258 |
| Federal Grant and Recapture CDBG..... | 259 |
| Ditch Equipment Building | 260 |
| DD Capital | 261 |
| Sheriff's Facility Construction | 262 |
| AG Center | 263 |
| London Ave. Government Building..... | 264 |
| Boylan and Phelps Ditch | 265 |
| Main Street Building | 266 |
| Lower Green JT Ditch..... | 267 |
| Cattail Swamp Ditch | 268 |
| Multi Building Improvement..... | 269 |
| Prosecutor Building CH Entry Improvement | 270 |
| Clark Yoder Ditch Construction..... | 271 |
| Honda TIF | 272 |
| Dublin Green TIF | 273 |
| Capital Project Issue II | 274 |

Combining Statements and Individual Fund Schedules - Proprietary Funds:

| | |
|--------------------------------------------|-----|
| Fund Descriptions - Proprietary Funds..... | 275 |
|--------------------------------------------|-----|

Schedules of Revenues, Expenses and Changes in Fund Equity -
Budget and Actual - Proprietary Funds (Non-GAAP Budgetary Basis):

| | |
|-------------------------------|-----|
| Sanitary Sewer | 276 |
| Building and Development..... | 277 |

| | |
|------------------------------------------|---------|
| Fund Descriptions - Custodial Funds..... | 278-279 |
|------------------------------------------|---------|

| | |
|-------------------------------------------------------------------------|---------|
| Combining Statement of Fiduciary Net Position - Custodial Funds..... | 280-283 |
|-------------------------------------------------------------------------|---------|

| | |
|------------------------------------------------------------------------------------|---------|
| Combining Statement of Changes in Fiduciary Net Position - Custodial Funds..... | 284-287 |
|------------------------------------------------------------------------------------|---------|

III. STATISTICAL SECTION

| | |
|-----------------------------------|-----|
| Statistical Section Contents..... | 289 |
|-----------------------------------|-----|

| | |
|-------------------------------------------------|---------|
| Net Position by Component - Last Ten Years..... | 290-291 |
|-------------------------------------------------|---------|

| | |
|-----------------------------------------------|---------|
| Changes in Net Position - Last Ten Years..... | 292-295 |
|-----------------------------------------------|---------|

| | |
|-----------------------------------------------------------|---------|
| Fund Balances - Governmental Funds - Last Ten Years | 296-297 |
|-----------------------------------------------------------|---------|

| | |
|----------------------------------------------------------------------|---------|
| Changes in Fund Balances - Governmental Funds - Last Ten Years | 298-299 |
|----------------------------------------------------------------------|---------|

| | |
|--------------------------------------------------------------------------------------------|---------|
| Assessed Valuation and Estimated Actual Value of Taxable Property - Last Ten Years..... | 300-301 |
|--------------------------------------------------------------------------------------------|---------|

| | |
|---------------------------------------------------------------------------------------------------------|-----|
| Direct and Overlapping Property Tax Rates (Rate Per \$1,000 of Assessed Value) - Last Ten Years..... | 302 |
|---------------------------------------------------------------------------------------------------------|-----|

| | |
|----------------------------------------------------------------------------------------------------------------------------------|-----|
| Principal Property Taxpayers - Real Estate and Tangible Personal Property Tax - December 31, 2021 and December 31, 2012 | 303 |
|----------------------------------------------------------------------------------------------------------------------------------|-----|

| | |
|--------------------------------------------------------------|-----|
| Property Tax Levies and Collections - Last Ten Years..... | 304 |
|--------------------------------------------------------------|-----|

| | |
|----------------------------------------------|---------|
| Taxable Sales by Type - Last Ten Years | 306-307 |
|----------------------------------------------|---------|

III. STATISTICAL SECTION – (Continued)

| | |
|-----------------------------------------------------------------------------------------------|---------|
| Ratio of Outstanding Debt by Type - Last Ten Years..... | 308-309 |
| Ratios of General Bonded Debt Outstanding - Last Ten Years | 310 |
| Direct and Overlapping Governmental Activities Debt - as of December 31, 2021 | 311 |
| Computation of Legal Debt Margin - Last Ten Years | 312-313 |
| Pledged Revenue Coverage - Governmental Revenue Bonds - Last Ten Years | 314 |
| Pledged Revenue Coverage - Waste Water Revenue Bonds – Last Eight Years | 315 |
| Demographic and Economic Statistics - Last Ten Years..... | 316 |
| Principal Employers - Current and Nine Years Ago | 317 |
| Full-Time Equivalent County Government Employees by Function / Program - Last Ten Years | 318 |
| Operating Indicators by Function - Last Ten Years..... | 320-325 |
| Capital Asset Statistics by Function - Last Ten Years | 326-327 |

THIS PAGE IS INTENTIONALLY LEFT BLANK

INTRODUCTORY SECTION

THIS PAGE IS INTENTIONALLY LEFT BLANK

June 24, 2022

Citizens of Union County, Ohio
Union County Commissioners

It is my pleasure to present Union County's Annual Comprehensive Financial Report (ACFR) for the year ended December 31, 2021. State law requires that every general-purpose local government publish a complete set of audited financial statements. This report is published to fulfill that requirement for the fiscal year just ended.

The responsibility for both the accuracy of the presented data and the complete, fair presentation, including all disclosures, rests with the County Auditor. This report reflects the financial data that will enable the citizens of Union County (the "County") to gain a true understanding of Union County finances.

This ACFR conforms to accounting standards generally accepted in the United States of America (GAAP) as set forth by the Government Accounting Standards Board (GASB). This report contains basic and supplemental financial statements and other financial and statistical information, which provide a complete and full disclosure of all material financial aspects of the County.

As part of the preparation of the ACFR, the County subjects its financial statements to an annual audit. The annual audit serves to strengthen the County's accounting, internal controls, and budgetary controls. The Auditor of State's Office completed the audit and has issued an unmodified opinion on the County's financial statements for the year ended December 31, 2021. The independent auditor's report is located on page 1 at the front of the financial section of this report.

In addition to meeting the requirements set forth in state statutes, the audit was also designed to meet requirements of the Title 2 U.S. *Code of Federal Regulations Part 200, Uniform Administrative Requirements, Cost Principles, and Audit Requirements for Federal Awards* (Uniform Guidance). United States of America generally accepted auditing standards and the standards set forth in the General Accounting Office's *Government Auditing Standards* were used by the auditors in conducting the engagement.

Management's discussion and analysis (MD&A) immediately follows the Independent Auditor's Report and provides a narrative introduction, overview, and analysis of the basic financial statements. MD&A complements this letter of transmittal and should be read in conjunction with it.

Profile of the Government:

Formed on April 1, 1820, from portions of Delaware, Franklin, Madison, and Logan Counties together with a part of the old Indian Territory, Union County contains 277,760 acres lying in a nearly central position in the State of Ohio. Through the effort of Colonel James Curry, then a member of the State legislature, an act was passed January 10, 1820, entitled, "An act to erect the county of Union". The formation of fourteen townships and the selection of Marysville as the County Seat followed on May 15, 1821. A portion of the City of Dublin that is now wholly in a fifteenth township and five other municipalities are within the 434 square miles of the County that contained 62,784 people as of the 2020 census. The first census taken in 1830 revealed 3,192 settlers.

The County provides for its citizens with the powers conferred upon it by Ohio statutes. The elected three-member Board of County Commissioners functions as both the legislative and executive branches. Each Commissioner serves a term of four years. Other officials elected by the voters of Union County that manage various segments of the County's operations are the Auditor, who serves as the chief fiscal officer, Treasurer, Recorder, Clerk of Courts, Coroner, Engineer, Prosecuting Attorney, Sheriff, a Common Pleas Court Judge and a Probate/Juvenile Court Judge.

The County's reporting entity has been defined in accordance with Governmental Accounting Standards Board (GASB) Statement 14, "The Financial Reporting Entity" as amended by GASB Statement 39, "Determining Whether Certain Organizations are Component Units" and GASB Statement 61, "The Financial Reporting Entity: Omnibus an amendment of GASB Statements No. 14 and No. 34". The financial statements in this report include the primary government, which is composed of all funds, agencies, boards, and commissions that make up the County's legal entity and the component units, which are legally separate organizations and are either financially dependent on the County or for which the County is financially accountable. The Union County Airport Authority and Memorial Hospital of Union County have been included in the reporting entity as discretely presented component units.

The County Auditor serves as fiscal officer and the County Treasurer as the custodian of funds. The County is not financially accountable for the Union County General Health District, the Union County Soil and Water Conservation District, the Council of Union County Families, the Union County Joint Recreation District, the Central Ohio Youth Center, the Probation Improvement Program, the Logan, Union and Champaign Regional Planning Commission and the Union County Council of Governments. The activities of these organizations are reflected as custodial funds within the basic financial statements. The County is associated with certain organizations that are defined as jointly governed organizations, joint ventures, and a group purchasing pool. A further discussion of these organizations is provided in Note 2 to the basic financial statements.

A complete discussion of the County's reporting entity is provided in Note 2 to the basic financial statements.

Information Useful in Assessing Union County's Economic Condition:

Local Economy:

Union County continues to be primarily an agricultural community, with 230,054 acres of its 277,760 total acreage being devoted to agricultural use. The County's acreage devoted to agricultural use in 2021 decreased 2% from 2020.

Unemployment rates in Union County decreased at an average annual rate of 4.5% during 2021. This rate continues to remain stable with the overall state, which was 4.5% and above the nationwide rate of 3.9% for 2021.

During 2021, Union County issued 1,754 residential permits for an estimated construction value of \$315 million. There were 397 commercial building permits issued at an estimated construction value of \$91 million.

In December 2017, Union County became part of the NW 33 Innovation Corridor Council of Governments (COG), which was established to oversee and manage development of the NW 33 Corridor. The NW 33 Innovation Corridor is located between Dublin, Ohio and East Liberty, Ohio and serves as a regional center of industry. The COG's purpose is to review, evaluate and make recommendations relative to the planning, programming, location, financing and scheduling of public facility projects within the region that affects the development of the US-33 Corridor area. The COG was awarded a \$5.9 million grant by the U.S. Department of Transportation (USDOT) for the advancement of the Corridor. The grant will provide funding for Dedicated Short Range Communications along the corridor for connected vehicle and autonomous vehicle testing and research. Funding was also received from the COG members and the State of Ohio. The project began in 2018 with the installation of redundant fiber cable and DSRC transmitters. In 2021, government and private fleet vehicles will be retrofitted with equipment to communicate with the corridor and each other. Once all the pieces are in place, testing will begin.

In conjunction with the Innovation Corridor, in January 2017, the State of Ohio and The Ohio State University announced \$45 Million in funds would be used for a new 540-acre Smart Mobility Advanced Research and Test Center, as an expansion of an existing 4,500-acre Transportation Research Center (TRC). Automated vehicles and related technology will be tested at the center in a closed and secure real-world setting before they get deployed on public roads. This project will be completed in 3 Phases.

In 2016, the City of Marysville Purchased 206 acres between Route 33 and Industrial Parkway and created the Innovation Park. The park is a master-planned industrial development with flexible building options and lot layouts. The site offers convenient access to Ohio's 33 Smart Mobility Corridor, Interstates 270, 70 and 71 and points throughout Central Ohio. The park was created to attract primarily research and development or advanced-manufacturing companies. The City of Marysville contracted with Southgate Corporation to construct an 84,000 square foot multi-tenant building which was completed in the fall of 2021. There is one tenant in the building at this time, the Automotive & Mobility Innovation Center (AMIC) -- a partnership between the Marysville-Union County Port Authority, The Ohio State University, Transportation Research Center (TRC), City of Marysville and Union County among others. Additionally, construction of another multi-tenant building is currently ongoing on a 9-acre site purchased by Hardy World LLC with construction completion expected in late 2022.

The revitalization of the main campus of the Memorial Hospital commenced in the Spring of 2018 and encompassed both the inpatient and outpatient pavilions. The inpatient building opened its doors in October 2020 while the outpatient building opened shortly afterwards in November 2020. In the inpatient pavilion, the patients enjoy a comfortable 2 floors of modern hospital rooms with full, private bathrooms. The Memorial 2020 project replaced existing patient rooms except those in Obstetrics and the Nursery with 36 brand new multi-purpose patient rooms as well as 12 shelled rooms ready for future expansion. Due to demand and future growth opportunities, in July of 2021, the Board of Trustees approved the build out of the original 12 shelled beds. The beds are set to open in the fall of 2022 and will bring the total inpatient bed count to 48.

Over the last several years, starting in 2014, the Memorial Hospital has been very active in growing its market share with additional service lines, physician recruiting and expanding its presence through growth in new buildings and markets. At the end of 2021, the Memorial Hospital had seen the construction of three new off-campus medical office buildings, consideration for a fourth, a major revitalization to the main campus and an approval to build out 12 previously shelled inpatient rooms. In addition, they are currently undertaking another master facility plan further identifying opportunities to update the remaining campus. The plan should be completed in the summer of 2022.

Long-term Planning:

Union County's participation in numerous collaborative efforts in and around central Ohio, is vital as Union County continues to be one of the fastest growing counties in Ohio. Recognizing this, the County Commissioners have adopted a philosophy whereby growth will pay for growth. Therefore, as development occurs in the unincorporated areas of the County, much of the financial burden associated with infrastructure will be borne by the development and the residents that directly benefit. It is not anticipated that infrastructure costs will be borne by the County general fund.

With that said, the Commissioners do anticipate the need to continue to expand services as the County grows with services funded by user fees, the sales tax and incremental increases in the County real estate taxes.

Financial Information:

Accounting System. Union County's accounting system is maintained on a "fund" basis. Each fund is a distinct self-balancing entity. The basis of accounting and the various funds utilized by Union County are fully described in Note 2 to the basic financial statements. Local financial policies did not have a significant impact on the current period's financial statements.

Internal Controls. In developing the County's accounting system, much consideration was given to the adequacy of internal accounting controls. Internal accounting controls are designed to provide reasonable, but not absolute, assurance regarding (1) the safeguarding of assets against loss from unauthorized use or disposition and (2) the reliability of financial records for preparing financial statements and maintaining accountability for assets. The concept of reasonable assurance is based on the assumption that the cost of internal accounting controls should not exceed the benefits to be derived from their implementation.

Budgetary Controls. According to the Ohio Revised Code, the County Commissioners may adopt a temporary appropriation measure on or about January 1. A permanent annual budget must be passed by April 1. All disbursements and transfers of cash between funds require appropriation authority. Budgets are controlled at the object level within a department and fund. The County Auditor's office is responsible for the auditing and analysis of all purchase orders and vouchers of the County. As purchase orders and vouchers are received, the amounts are encumbered to ensure the availability of funds. No expenditures may take place without the County Auditor certifying that funds are available or are in the process of being collected. The County uses a fully automated accounting system to ensure that financial statements are both accurate and reliable. Further discussion of the budgetary accounting system and its controls may be found in Note 2 to the basic financial statements.

Financial Condition. This is the nineteenth year the County has prepared financial statements following GASB Statement 34, "**Basic Financial Statements – and Management's Discussion and Analysis – for State and Local Governments.**" GASB 34 created the following basic financial statements for reporting on the County's financial activities:

Government-wide financial statements: These statements are prepared on an accrual basis of accounting which is similar to the basis of accounting followed by businesses. The government-wide statements distinguish between those county activities that are governmental and those that are considered business-like.

Fund financial statements: These statements present information for individual major funds rather than by fund type. All non-major funds are combined. Governmental funds use the modified accrual basis of accounting and include reconciliation to the governmental activities accrual information presented in the government wide financial statements. Proprietary funds use the accrual basis of accounting.

Statement of budgetary comparisons: These statements present comparisons of actual information to the legally adopted budget. The budgetary basis as provided by law is based upon accounting for certain transactions on a basis of cash receipts, disbursements, and encumbrances.

Debt Administration:

Use of debt continues to be used to finance major projects in Union County. A complete discussion of debt and other long-term obligations is provided in Note 12 to the basic financial statements.

Awards and Acknowledgements:

The Government Finance Officers Association of the United States and Canada (GFOA) awarded a Certificate of Achievement for Excellence in Financial Reporting to Union County for its annual comprehensive financial report (ACFR) for the fiscal year ended December 31, 2020. This was the twenty-fourth consecutive year that the County has received this prestigious award. In order to be awarded a Certificate of Achievement, a government unit must publish an easily readable and efficiently organized annual comprehensive financial report. This report must satisfy both generally accepted accounting principles and applicable legal requirements.

A Certificate of Achievement is valid for a period of one year only. We believe that our current annual comprehensive financial report continues to meet the Certificate of Achievement Program's requirements, and we are submitting it to the GFOA to determine its eligibility for another certificate.

The preparation of the 2021 ACFR would not have been possible without the cooperation and assistance of my office staff. The guidance provided by the firm of Julian & Grube, Inc. is also acknowledged for their assistance in the compilation of this ACFR. Finally, credit also must be given to all of the department heads, the Union County Engineer's Office, and the staff of the Union County Chamber of Commerce for providing us with valuable information and statistical data.

Respectfully submitted,



Andrea L. Weaver
Union County Auditor



Government Finance Officers Association

Certificate of
Achievement
for Excellence
in Financial
Reporting

Presented to

**Union County
Ohio**

For its Annual Comprehensive
Financial Report
For the Fiscal Year Ended

December 31, 2020

Christopher P. Morill

Executive Director/CEO

UNION COUNTY, OHIO

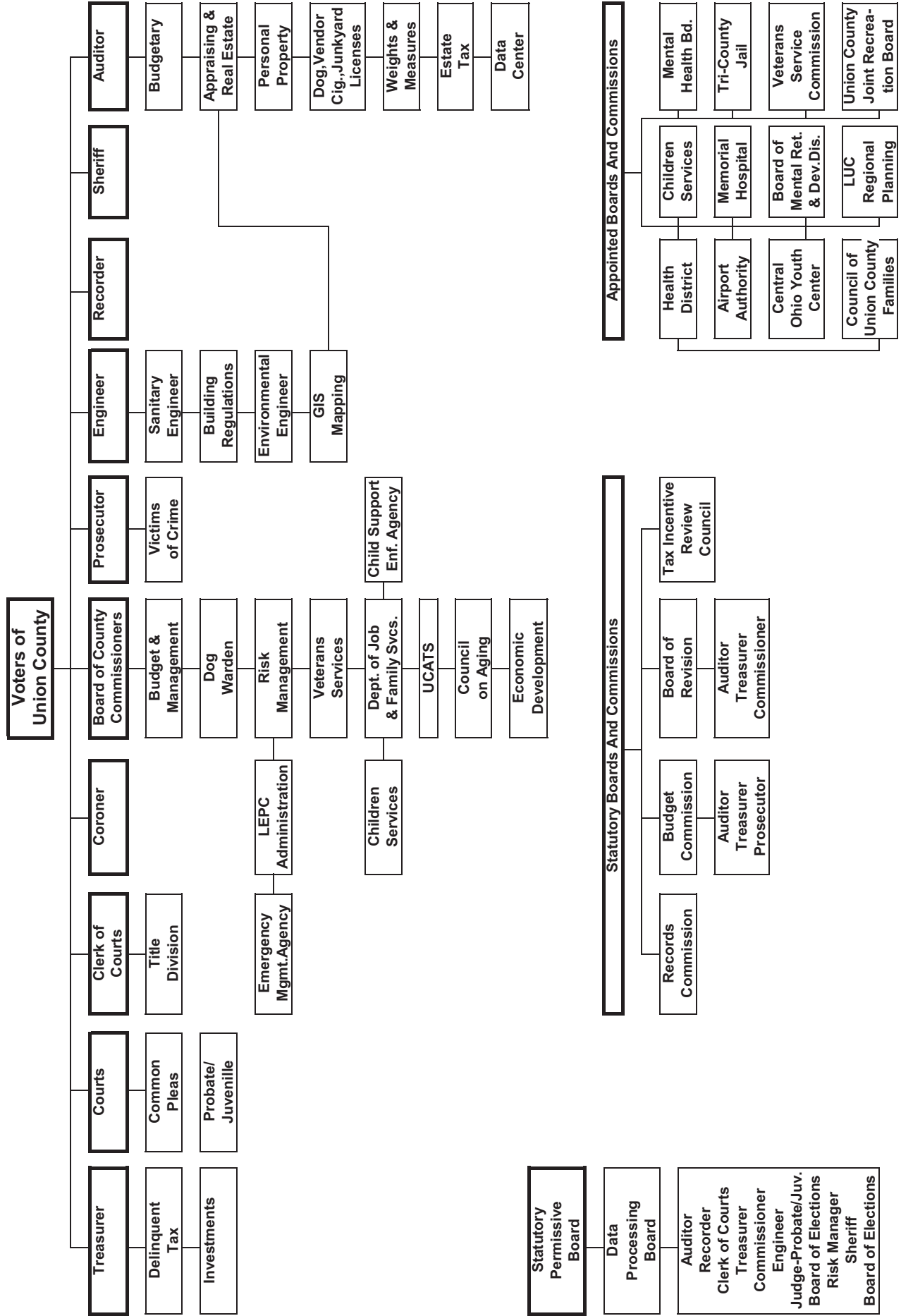
PRINCIPAL OFFICIALS

DECEMBER 31, 2021

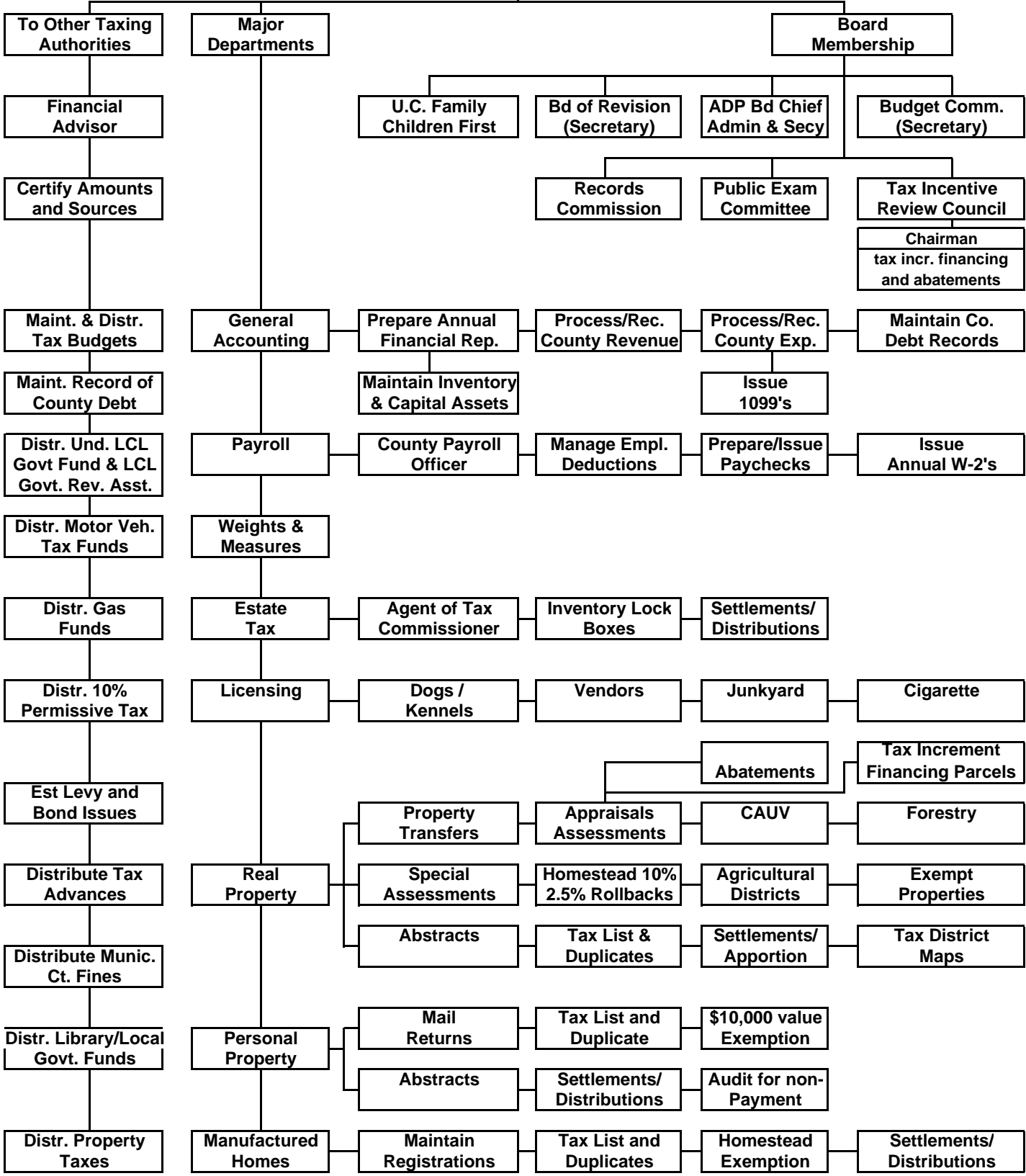
ELECTED OFFICIALS

| | |
|---------------------------------|------------------------|
| Commissioner..... | Dave Burke |
| Commissioner..... | Christiane S. Schmenk |
| Commissioner..... | Steve Robinson |
| Auditor..... | Andrea L. Weaver |
| Treasurer..... | Andrew J. Smarra |
| Prosecuting Attorney..... | David W. Phillips |
| Common Pleas Judge..... | Don W. Fraser |
| Probate and Juvenile Judge..... | Rick Rodger |
| Clerk of Courts..... | Danielle Sullivan |
| Coroner..... | David T. Applegate, MD |
| Sheriff..... | M. James Patton |
| Recorder..... | Karen Riffle |
| Engineer..... | Jeff A. Stauch |

ORGANIZATION CHART



DUTIES AND RESPONSIBILITIES OF THE COUNTY AUDITOR



ANDREA L. WEAVER, UNION COUNTY AUDITOR

FINANCIAL SECTION

THIS PAGE IS INTENTIONALLY LEFT BLANK

OHIO AUDITOR OF STATE KEITH FABER



88 East Broad Street
Columbus, Ohio 43215
ContactUs@ohioauditor.gov
(800) 282-0370

INDEPENDENT AUDITOR'S REPORT

Union County
233 West Sixth Street
Marysville, Ohio 43040

To the Board of County Commissioners:

Report on the Audit of the Financial Statements

Opinions

We have audited the financial statements of the governmental activities, the business-type activities, the discretely presented component units, each major fund, and the aggregate remaining fund information of Union County, Ohio (the County), as of and for the year ended December 31, 2021, and the related notes to the financial statements, which collectively comprise the County's basic financial statements as listed in the table of contents.

In our opinion, based on our audit and the report of other auditors, the accompanying financial statements referred to above present fairly, in all material respects, the respective financial position of the governmental activities, the business-type activities, the discretely presented component units, each major fund, and the aggregate remaining fund information of Union County, as of December 31, 2021, and the respective changes in financial position and where applicable, cash flows, thereof and the respective budgetary comparisons for the General, County Board of Developmental Disabilities, Motor Vehicle and Gas Tax, and Local Fiscal Recovery funds for the year then ended in accordance with the accounting principles generally accepted in the United States of America.

We did not audit the financial statements of the Memorial Hospital of Union County, which represent 98.9 percent, 97.5 percent, and 99 percent, respectively, of the assets, net position, and revenues of the discretely presented component units as of December 31, 2021, and the respective changes in financial position thereof for the year then ended. Those statements were audited by other auditors whose report has been furnished to us, and our opinion, insofar as it relates to the amounts included for the Memorial Hospital of Union County, is based solely on the report of other auditors.

Basis for Opinions

We conducted our audit in accordance with auditing standards generally accepted in the United States of America (GAAS) and the standards applicable to financial audits contained in *Government Auditing Standards*, issued by the Comptroller General of the United States. Our responsibilities under those standards are further described in the *Auditor's Responsibilities for the Audit of the Financial Statements* section of our report. We are required to be independent of the County, and to meet our other ethical responsibilities, in accordance with the relevant ethical requirements relating to our audit. We believe that the audit evidence we have obtained is sufficient and appropriate to provide a basis for our audit opinions.

Emphasis of Matter

Additionally, as discussed in Note 24 to the financial statements, the financial impact of COVID-19 and the continuing emergency measures may impact subsequent periods of the County. Our opinion is not modified with respect to this matter.

Responsibilities of Management for the Financial Statements

Management is responsible for the preparation and fair presentation of the financial statements in accordance with accounting principles generally accepted in the United States of America, and for the design, implementation, and maintenance of internal control relevant to the preparation and fair presentation of financial statements that are free from material misstatement, whether due to fraud or error.

In preparing the financial statements, management is required to evaluate whether there are conditions or events, considered in the aggregate, that raise substantial doubt about the County's ability to continue as a going concern for twelve months beyond the financial statement date, including any currently known information that may raise substantial doubt shortly thereafter.

Auditor's Responsibilities for the Audit of the Financial Statements

Our objectives are to obtain reasonable assurance about whether the financial statements as a whole are free from material misstatement, whether due to fraud or error, and to issue an auditor's report that includes our opinions. Reasonable assurance is a high level of assurance but is not absolute assurance and therefore is not a guarantee that an audit conducted in accordance with GAAS and *Government Auditing Standards* will always detect a material misstatement when it exists. The risk of not detecting a material misstatement resulting from fraud is higher than for one resulting from error, as fraud may involve collusion, forgery, intentional omissions, misrepresentations, or the override of internal control. Misstatements are considered material if there is a substantial likelihood that, individually or in the aggregate, they would influence the judgment made by a reasonable user based on the financial statements.

In performing an audit in accordance with GAAS and *Government Auditing Standards*, we

- exercise professional judgment and maintain professional skepticism throughout the audit.
- identify and assess the risks of material misstatement of the financial statements, whether due to fraud or error, and design and perform audit procedures responsive to those risks. Such procedures include examining, on a test basis, evidence regarding the amounts and disclosures in the financial statements.
- obtain an understanding of internal control relevant to the audit in order to design audit procedures that are appropriate in the circumstances, but not for the purpose of expressing an opinion on the effectiveness of the County's internal control. Accordingly, no such opinion is expressed.
- evaluate the appropriateness of accounting policies used and the reasonableness of significant accounting estimates made by management, as well as evaluate the overall presentation of the financial statements.
- conclude whether, in our judgment, there are conditions or events, considered in the aggregate, that raise substantial doubt about the County's ability to continue as a going concern for a reasonable period of time.

We are required to communicate with those charged with governance regarding, among other matters, the planned scope and timing of the audit, significant audit findings, and certain internal control-related matters that we identified during the audit.

Required Supplementary Information

Accounting principles generally accepted in the United States of America require that the *management's discussion and analysis, schedules for infrastructure assets accounted for using the modified approach*, and schedules of net pension and other post-employment benefit liabilities and pension and other post-employment benefit contributions be presented to supplement the basic financial statements. Such information is the responsibility of management and, although not a part of the basic financial statements, is required by the Governmental Accounting Standards Board who considers it to be an essential part of financial reporting for placing the basic financial statements in an appropriate operational, economic, or historical context. We have applied certain limited procedures to the required supplementary information in accordance with auditing standards generally accepted in the United States of America, which consisted of inquiries of management about the methods of preparing the information and comparing the information for consistency with management's responses to our inquiries, the basic financial statements, and other knowledge we obtained during our audit of the basic financial statements. We do not express an opinion or provide any assurance on the information because the limited procedures do not provide us with sufficient evidence to express an opinion or provide any assurance.

Supplementary information

Our audit was conducted for the purpose of forming opinions on the financial statements taken as a whole. The combining and individual nonmajor fund financial statements and schedules are presented for purposes of additional analysis and are not a required part of the basic financial statements.

Such information is the responsibility of management and was derived from and relates directly to the underlying accounting and other records used to prepare the basic financial statements. The information has been subjected to the auditing procedures applied in the audit of the basic financial statements and certain additional procedures, including comparing and reconciling such information directly to the underlying accounting and other records used to prepare the basic financial statements or to the basic financial statements themselves, and other additional procedures in accordance with auditing standards generally accepted in the United States of America. In our opinion, the combining and individual nonmajor fund financial statements and schedules are fairly stated, in all material respects, in relation to the basic financial statements as a whole.

Other Information

Management is responsible for the other information included in the annual financial report. The other information comprises the introductory and statistical sections but does not include the basic financial statements and our auditor's report thereon. Our opinions on the basic financial statements do not cover the other information, and we do not express an opinion or any form of assurance thereon.

In connection with our audit of the basic financial statements, our responsibility is to read the other information and consider whether a material inconsistency exists between the other information and the basic financial statements, or the other information otherwise appears to be materially misstated. If, based on the work performed, we conclude that an uncorrected material misstatement of the other information exists, we are required to describe it in our report.

Other Reporting Required by *Government Auditing Standards*

In accordance with *Government Auditing Standards*, we have also issued our report dated June 24, 2022, on our consideration of the County's internal control over financial reporting and our tests of its compliance with certain provisions of laws, regulations, contracts and grant agreements and other matters. The purpose of that report is solely to describe the scope of our testing of internal control over financial reporting and compliance and the results of that testing, and not to provide an opinion on the effectiveness of the County's internal control over financial reporting or on compliance. That report is an integral part of an audit performed in accordance with *Government Auditing Standards* in considering the County's internal control over financial reporting and compliance.



Keith Faber
Auditor of State
Columbus, Ohio

June 24, 2022

UNION COUNTY, OHIO

MANAGEMENT'S DISCUSSION AND ANALYSIS FOR THE YEAR ENDED DECEMBER 31, 2021

The management's discussion and analysis of Union County's (the "County") financial performance provides an overall review of the County's financial activities for the year ended December 31, 2021. The intent of this discussion and analysis is to look at the County's financial performance as a whole; readers should also review the transmittal letter, notes to the basic financial statements and the basic financial statements to enhance their understanding of the County's financial performance.

Financial Highlights

Key financial highlights for 2021 are as follows:

- The total net position of the County increased \$22,202,086. Net position of governmental activities increased \$22,518,646, which represents a 18.02% increase from December 31, 2020's net position. Net position of business-type activities decreased \$316,560 or 3.70% from December 31, 2020's net position.
- General revenues accounted for \$39,938,132 or 51.19% of total governmental activities revenue. Program specific revenues accounted for \$38,087,807 or 48.81% of total governmental activities revenue.
- The County had \$57,214,746 in expenses related to governmental activities; \$38,087,807 of these expenses were offset by program specific charges for services, grants or contributions. General revenues (primarily taxes) of \$39,938,132 were adequate to provide for these programs.
- The general fund, the County's largest major governmental fund, had revenues and other financing sources of \$32,564,766 in 2021. The general fund had expenditures and other financing uses of \$32,076,257 in 2021. The net change in fund balance was an increase of \$506,570 or 3.17% from 2020 to 2021.
- The Union County Board of Developmental Disabilities fund (Board of DD fund), a major governmental fund, had revenues of \$10,869,332 in 2021. The Board of DD fund had expenditures and other financing uses of \$12,245,681 in 2021. The net change in fund balance was a decrease of \$1,354,840 or 9.93% from 2020 to 2021.
- The Motor Vehicle and Gas Tax fund, a major governmental fund, had revenues of \$10,017,974 and \$7,951,460 in expenditures during 2021. The net change in fund balance was an increase \$1,940,859 or 77.21% from 2020 to 2021.
- The Local Fiscal Recovery fund, a major governmental fund, had revenues of \$5,182 in 2021. The fund balance increased \$5,182 or 100.00% from 2020 to 2021.
- Net position for the business-type activities, which are made up of the sewer district and building and development funds decreased in 2021 by \$316,560 or 3.70% from last year's net position.
- In the general fund, the actual revenues and other financing sources came in \$2,240,974 greater than the final budget and actual expenditures and other financing uses were \$3,436,183 less than the amount in the final budget. These variances are a result of the County's conservative budgeting process.

Using the Annual Comprehensive Financial Report (ACFR)

This ACFR consists of a series of financial statements and notes to those statements. These statements are organized so the reader can understand the County as a financial whole, an entire operating entity. The statements then proceed to provide an increasingly detailed look at specific financial activities.

The statement of net position and statement of activities provide information about the activities of the whole County, presenting both an aggregate view of the County's finances and a longer-term view of those finances. Fund financial statements provide the next level of detail. For governmental funds, these statements tell how services were financed in the short-term as well as what remains for future spending. The fund financial statements also look at the County's most significant funds with all other non-major funds presented in total in one column. The County's governmental major funds are the General fund, the Board of DD fund, the Motor Vehicle and Gas Tax fund and the Local Fiscal Recovery fund.

UNION COUNTY, OHIO

MANAGEMENT'S DISCUSSION AND ANALYSIS FOR THE YEAR ENDED DECEMBER 31, 2021

Reporting the County as a Whole

Statement of Net Position and the Statement of Activities

The statement of net position and the statement of activities answer the question, "How did we do financially during 2021?" These statements include *all assets, deferred outflows, liabilities, deferred inflows, revenues and expenses* using the *accrual basis of accounting* similar to the accounting used by most private-sector companies. This basis of accounting will take into account all of the current year's revenues and expenses regardless of when cash is received or paid.

These two statements report the County's net position and changes in net position. This change in net position is important because it tells the reader that, for the County as a whole, the financial position of the County has improved or diminished. The causes of this change may be the result of many factors, some financial, some not. Non-financial factors include the County's property tax base, current property tax laws in Ohio restricting revenue growth, facility conditions, and other factors.

In the statement of net position and the statement of activities, the County is divided into two distinct kinds of activities:

Governmental activities - most of the County's programs and services are reported here including human services, health, public safety, public works and general government. These services are funded primarily by taxes and intergovernmental revenues including federal and state grants and other shared revenues.

Business-type activities - these services are provided on a charge for goods or services basis to recover all or a significant portion of the expenses of the goods or services provided.

The County's statement of net position and statement of activities can be found on pages 20-23 of this report.

Reporting the County's Most Significant Funds

Fund Financial Statements

A fund is a grouping of related accounts that is used to maintain control over resources that have been segregated for specific activities or objectives. The County, like other state and local governments, uses fund accounting to ensure and demonstrate compliance with finance-related legal requirements. All of the funds of the County can be divided into three categories: governmental funds, proprietary funds, and fiduciary funds. Fund financial reports provide detailed information about the County's major funds. The County uses many funds to account for a multitude of financial transactions. However, these fund financial statements focus on the County's most significant funds.

The County's major governmental funds are General fund, the Board of DD fund, the Motor Vehicle and Gas Tax fund and the Local Fiscal Recovery fund. The County's major enterprise funds are the sanitary sewer fund and building and development fund. The analysis of the County's major governmental and proprietary funds begins on page 14.

Governmental Funds

Governmental funds are used to account for essentially the same functions reported as governmental activities in the government-wide financial statements. However, unlike the government-wide financial statements, governmental fund financial statements focus on near-term inflows and outflows of expendable resources, as well as on balances of expendable resources available at the end of the year. Such information may be useful in evaluating a government's near-term financing requirements.

Because the focus of the governmental funds is narrower than that of the government-wide financial statements, it is useful to compare the information presented for governmental funds with similar information presented for governmental activities in the government-wide financial statements. By doing so, the readers may better understand the long-term impact of the government's near-term financing decisions. Both the governmental fund balance sheet and the governmental fund statement of revenues, expenditures, and changes in fund balances provide a reconciliation to facilitate this comparison between governmental funds and governmental activities.

UNION COUNTY, OHIO

MANAGEMENT'S DISCUSSION AND ANALYSIS FOR THE YEAR ENDED DECEMBER 31, 2021

The County maintains a multitude of individual governmental funds. Information is presented separately in the governmental fund balance sheet and in the governmental statement of revenues, expenditures, and changes in fund balances for the major funds, which were identified earlier. Data from the other governmental funds are combined into a single, aggregated presentation. Individual fund data for each of these non-major governmental funds is provided in the form of combining statements elsewhere in this report. The basic governmental fund financial statements can be found on pages 24-30 and the budgetary statements for the general and major special revenue funds can be found on pages 31-34 of this report.

Proprietary Funds

The County maintains only one type of proprietary fund. Enterprise funds are used to report the same functions presented as business-type activities in the government-wide financial statements. The County uses enterprise funds to account for its sewer district and building and development operations. Internal service funds are an accounting device used to accumulate and allocate costs internally among the County's various functions. The County has no internal service funds. The basic proprietary fund financial statements can be found on pages 35-38 of this report.

Fiduciary Funds

Fiduciary funds are used to account for resources held for the benefit of parties outside the County. Fiduciary funds are not reflected in the government-wide financial statement because the resources of those funds are not available to support the County's own programs. The accounting used for fiduciary funds is much like that used for proprietary funds. Custodial funds are the County's only fiduciary fund type. The basic fiduciary fund financial statements can be found on pages 39-40 of this report.

Notes to the Financial Statements

The notes provide additional information that is essential to a full understanding of the data provided in the government-wide and fund financial statements. These notes to the basic financial statements can be found on pages 41-111 of this report.

Required Supplementary Information

The RSI contains information regarding the County's proportionate share of the Ohio Public Employees Retirement System's (OPERS) and State Teachers Retirement System's (STRS) net pension liability/net pension asset, net OPEB asset and the County's schedule of contributions to OPERS and STRS. It also contains the conditional assessment of the County's infrastructure. The RSI can be found on pages 114-132 of this report.

Government-Wide Financial Analysis

The statement of net position provides the perspective of the County as a whole.

UNION COUNTY, OHIO

MANAGEMENT'S DISCUSSION AND ANALYSIS FOR THE YEAR ENDED DECEMBER 31, 2021

The table below provides a summary of the County's net position at December 31, 2021 and 2020.

| | Net Position | | | | | |
|-----------------------------------|-----------------------|---------------------|-----------------------|---------------------|-----------------------|-----------------------|
| | Governmental | Business-type | Governmental | Business-type | 2021 | 2020 |
| | Activities | Activities | Activities | Activities | Total | Total |
| | <u>2021</u> | <u>2021</u> | <u>2020</u> | <u>2020</u> | <u>Total</u> | <u>Total</u> |
| <u>Assets</u> | | | | | | |
| Current and other assets | \$ 123,249,871 | \$ 5,233,564 | \$ 104,610,711 | \$ 6,175,831 | \$ 128,483,435 | \$ 110,786,542 |
| Capital assets | <u>104,547,082</u> | <u>5,556,857</u> | <u>107,553,988</u> | <u>5,696,978</u> | <u>110,103,939</u> | <u>113,250,966</u> |
| Total assets | <u>227,796,953</u> | <u>10,790,421</u> | <u>212,164,699</u> | <u>11,872,809</u> | <u>238,587,374</u> | <u>224,037,508</u> |
| Deferred outflows | <u>7,678,428</u> | <u>243,902</u> | <u>9,093,465</u> | <u>449,276</u> | <u>7,922,330</u> | <u>9,542,741</u> |
| <u>Liabilities</u> | | | | | | |
| Long-term liabilities outstanding | 40,438,968 | 1,895,585 | 63,150,476 | 3,096,998 | 42,334,553 | 66,247,474 |
| Other liabilities | <u>11,849,978</u> | <u>124,996</u> | <u>8,006,081</u> | <u>189,645</u> | <u>11,974,974</u> | <u>8,195,726</u> |
| Total liabilities | <u>52,288,946</u> | <u>2,020,581</u> | <u>71,156,557</u> | <u>3,286,643</u> | <u>54,309,527</u> | <u>74,443,200</u> |
| Deferred inflows | <u>35,684,759</u> | <u>766,111</u> | <u>25,118,577</u> | <u>471,251</u> | <u>36,450,870</u> | <u>25,589,828</u> |
| <u>Net Position</u> | | | | | | |
| Net investment in capital assets | 95,031,742 | 4,613,716 | 94,878,568 | 4,719,020 | 99,645,458 | 99,597,588 |
| Restricted | 36,722,853 | - | 33,324,306 | - | 36,722,853 | 33,324,306 |
| Unrestricted (deficit) | <u>15,747,081</u> | <u>3,633,915</u> | <u>(3,219,844)</u> | <u>3,845,171</u> | <u>19,380,996</u> | <u>625,327</u> |
| Total net position | <u>\$ 147,501,676</u> | <u>\$ 8,247,631</u> | <u>\$ 124,983,030</u> | <u>\$ 8,564,191</u> | <u>\$ 155,749,307</u> | <u>\$ 133,547,221</u> |

The net pension liability/asset is reported pursuant to Governmental Accounting Standards Board (GASB) Statement 68, "Accounting and Financial Reporting for Pensions—an Amendment of GASB Statement 27." The net other postemployment benefits (OPEB) liability/asset is reported pursuant to GASB Statement 75, "Accounting and Financial Reporting for Postemployment Benefits Other Than Pensions." For reasons discussed below, many end users of this financial statement will gain a clearer understanding of the County's actual financial condition by adding deferred inflows related to pension and OPEB, the net pension liability, and the net OPEB liability to the reported net position and subtracting deferred outflows related to pension and OPEB, net pension/OPEB asset.

Governmental Accounting Standards Board standards are national and apply to all government financial reports prepared in accordance with generally accepted accounting principles. Prior accounting for pensions (GASB 27) and postemployment benefits (GASB 45) focused on a funding approach. This approach limited pension and OPEB costs to contributions annually required by law, which may or may not be sufficient to fully fund each plan's net pension liability/asset or net OPEB liability/asset. GASB 68 and GASB 75 take an earnings approach to pension and OPEB accounting; however, the nature of Ohio's statewide pension/OPEB plans and state law governing those systems requires additional explanation in order to properly understand the information presented in these statements.

GASB 68 and GASB 75 require the net pension liability/asset and the net OPEB liability/asset to equal the County's proportionate share of each plan's collective:

1. Present value of estimated future pension/OPEB benefits attributable to active and inactive employees' past service.
2. Minus plan assets available to pay these benefits.

UNION COUNTY, OHIO

MANAGEMENT'S DISCUSSION AND ANALYSIS FOR THE YEAR ENDED DECEMBER 31, 2021

GASB notes that pension and OPEB obligations, whether funded or unfunded, are part of the "employment exchange" – that is, the employee is trading his or her labor in exchange for wages, benefits, and the promise of a future pension and other postemployment benefits. GASB noted that the unfunded portion of this promise is a present obligation of the government, part of a bargained-for benefit to the employee, and should accordingly be reported by the government as a liability since they received the benefit of the exchange. However, the County is not responsible for certain key factors affecting the balance of these liabilities. In Ohio, the employee shares the obligation of funding pension benefits with the employer. Both employer and employee contribution rates are capped by State statute. A change in these caps requires action of both Houses of the General Assembly and approval of the Governor. Benefit provisions are also determined by State statute. The Ohio Revised Code permits, but does not require, the retirement systems to provide healthcare to eligible benefit recipients. The retirement systems may allocate a portion of the employer contributions to provide for these OPEB benefits.

The employee enters the employment exchange with the knowledge that the employer's promise is limited not by contract but by law. The employer enters the exchange also knowing that there is a specific, legal limit to its contribution to the retirement system. In Ohio, there is no legal means to enforce the unfunded liability of the pension/OPEB plan *as against the public employer*. State law operates to mitigate/lessen the moral obligation of the public employer to the employee, because all parties enter the employment exchange with notice as to the law. The retirement system is responsible for the administration of the pension and OPEB plans.

Most long-term liabilities have set repayment schedules or, in the case of compensated absences (i.e. sick and vacation leave), are satisfied through paid time-off or termination payments. There is no repayment schedule for the net pension liability or the net OPEB liability. As explained above, changes in benefits, contribution rates, and return on investments affect the balance of these liabilities but are outside the control of the local government. In the event that contributions, investment returns, and other changes are insufficient to keep up with required payments, State statute does not assign/identify the responsible party for the unfunded portion. Due to the unique nature of how the net pension liability and the net OPEB liability are satisfied, these liabilities are separately identified within the long-term liability section of the statement of net position.

In accordance with GASB 68 and GASB 75, the County's statements prepared on an accrual basis of accounting include an annual pension expense and an annual OPEB expense for their proportionate share of each plan's *change* in net pension liability/asset and net OPEB liability/asset, respectively, not accounted for as deferred inflows/outflows.

Over time, net position can serve as a useful indicator of a government's financial position. At December 31, 2021, the County's assets and deferred outflows exceeded liabilities and deferred inflows by \$155,749,307. This amounts to \$147,501,676 in governmental activities and \$8,247,631 in business-type activities.

Capital assets reported on the government-wide statements represent the largest portion of the County's assets. At year-end, capital assets represented 46.15% of total governmental and business-type assets. Capital assets include land, easements, intangibles, buildings, land improvements, equipment, furniture and fixtures, vehicles, construction in progress, infrastructure, water and sewer lines and property under capital lease. Net investment in capital assets at December 31, 2021, was \$95,031,742. These capital assets are used to provide services to citizens and are not available for future spending. Although the County's investment in capital assets is reported net of related debt, it should be noted that the resources to repay the debt must be provided from other sources, since capital assets may not be used to liquidate these liabilities.

As of December 31, 2021, the County is able to report positive balances in all three categories of net position for governmental activities and all three categories of net position for business-type activities. The positive net position for both governmental and business-type activities of the County is primarily due to an increase in real estate taxes, sales taxes, operating grants, and charges for services in governmental activities. Expenses of the County's governmental activities decreased primarily due to lower pension and OPEB expense costs related to the Ohio Public Employees Retirement System (OPERS). Expenses of the County's business-type activities decreased due to a decrease in personal services expenses related to OPERS. A portion of the County's governmental activities net position, \$36,722,853 or 24.90%, represents resources that are subject to external restrictions on how they may be used. The remaining balance of governmental activities unrestricted net position was \$15,747,081.

UNION COUNTY, OHIO

MANAGEMENT'S DISCUSSION AND ANALYSIS FOR THE YEAR ENDED DECEMBER 31, 2021

The table below shows the changes in net position for 2021 and 2020.

| | Change in Net Position | | | | | |
|-------------------------------------------------------|------------------------|---------------------|-----------------------|---------------------|-----------------------|-----------------------|
| | Governmental | | Business-type | | 2021 | 2020 |
| | Activities | Activities | Activities | Activities | | |
| | <u>2021</u> | <u>2021</u> | <u>2020</u> | <u>2020</u> | <u>Total</u> | <u>Total</u> |
| Revenues | | | | | | |
| Program revenues: | | | | | | |
| Charges for services and sales | \$ 12,546,546 | \$ 2,915,452 | \$ 10,396,971 | \$ 2,243,989 | \$ 15,461,998 | \$ 12,640,960 |
| Operating grants and contributions | 24,067,732 | - | 23,730,798 | - | 24,067,732 | 23,730,798 |
| Capital grants and contributions | 1,473,529 | - | 8,604,770 | - | 1,473,529 | 8,604,770 |
| Total program revenues | <u>38,087,807</u> | <u>2,915,452</u> | <u>42,732,539</u> | <u>2,243,989</u> | <u>41,003,259</u> | <u>44,976,528</u> |
| General revenues: | | | | | | |
| Property taxes | 16,499,190 | - | 16,240,320 | - | 16,499,190 | 16,240,320 |
| Sales tax | 17,763,491 | - | 15,842,984 | - | 17,763,491 | 15,842,984 |
| Hotel motel taxes | 236,940 | - | 131,802 | - | 236,940 | 131,802 |
| Payments in lieu of taxes | 342,954 | - | 325,311 | - | 342,954 | 325,311 |
| Unrestricted grants | 4,533,755 | - | 4,339,419 | - | 4,533,755 | 4,339,419 |
| Investment earnings | 289,766 | 10,402 | 1,032,203 | 18,273 | 300,168 | 1,050,476 |
| Gain on disposal of assets | - | 9,768 | - | 32,723 | 9,768 | 32,723 |
| Miscellaneous | 272,036 | - | 3,162,501 | 25,977 | 272,036 | 3,188,478 |
| Total general revenues | <u>39,938,132</u> | <u>20,170</u> | <u>41,074,540</u> | <u>76,973</u> | <u>39,958,302</u> | <u>41,151,513</u> |
| Total revenues | <u>78,025,939</u> | <u>2,935,622</u> | <u>83,807,079</u> | <u>2,320,962</u> | <u>80,961,561</u> | <u>86,128,041</u> |
| Expenses | | | | | | |
| Program expenses: | | | | | | |
| General government | | | | | | |
| Legislative and executive | 9,942,554 | - | 16,931,976 | - | 9,942,554 | 16,931,976 |
| Judicial | 3,784,920 | - | 6,077,216 | - | 3,784,920 | 6,077,216 |
| Public safety | 5,905,819 | - | 11,232,908 | - | 5,905,819 | 11,232,908 |
| Public works | 14,117,412 | - | 9,731,910 | - | 14,117,412 | 9,731,910 |
| Health | 6,264,283 | - | 5,386,936 | - | 6,264,283 | 5,386,936 |
| Human services | 16,103,353 | - | 21,033,119 | - | 16,103,353 | 21,033,119 |
| Economic development | 470,104 | - | 826,361 | - | 470,104 | 826,361 |
| Conservation and recreation | 86,714 | - | - | - | 86,714 | - |
| Intergovernmental | - | - | 556,297 | - | - | 556,297 |
| Interest and fiscal charges | 539,587 | - | 492,550 | - | 539,587 | 492,550 |
| Business-type activities: | | | | | | |
| Sanitary sewer district | - | 546,584 | - | 521,563 | 546,584 | 521,563 |
| Building and development | - | 998,145 | - | 1,963,626 | 998,145 | 1,963,626 |
| Total expenses | <u>57,214,746</u> | <u>1,544,729</u> | <u>72,269,273</u> | <u>2,485,189</u> | <u>58,759,475</u> | <u>74,754,462</u> |
| Excess (deficiency) of revenues over (under) expenses | 20,811,193 | 1,390,893 | 11,537,806 | (164,227) | 22,202,086 | 11,373,579 |
| Transfers | <u>1,707,453</u> | <u>(1,707,453)</u> | <u>-</u> | <u>-</u> | <u>-</u> | <u>-</u> |
| Change in net position | 22,518,646 | (316,560) | 11,537,806 | (164,227) | 22,202,086 | 11,373,579 |
| Net position at beginning of year | <u>124,983,030</u> | <u>8,564,191</u> | <u>113,445,224</u> | <u>8,728,418</u> | <u>133,547,221</u> | <u>122,173,642</u> |
| Net position at end of year | <u>\$ 147,501,676</u> | <u>\$ 8,247,631</u> | <u>\$ 124,983,030</u> | <u>\$ 8,564,191</u> | <u>\$ 155,749,307</u> | <u>\$ 133,547,221</u> |

Governmental Activities

Governmental net position increased by \$22,518,646 in 2021 from 2020.

UNION COUNTY, OHIO

**MANAGEMENT’S DISCUSSION AND ANALYSIS
FOR THE YEAR ENDED DECEMBER 31, 2021**

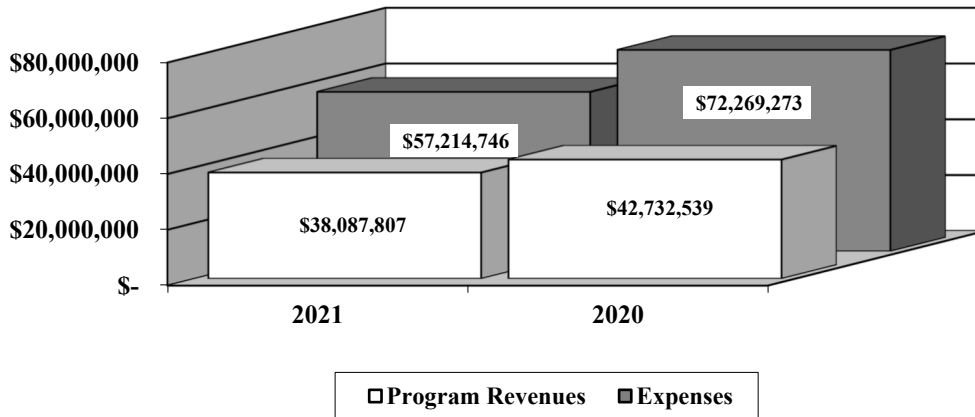
Human services represents costs associated with providing services for various State and locally mandated welfare programs. These programs include the board of development disabilities, children’s services, and the department of jobs and family services for \$16,103,353 of expenses, or 28.15% of total governmental expenses of the County. These expenses were funded by \$999,582 in charges to users of services and \$7,234,973 in operating grants and contributions in 2021. These expenses decreased from the prior year due to a decrease in pension and OPEB expenses. General government expenses which includes legislative and executive and judicial programs, accounted for \$13,727,474 or 23.99% of total governmental expenses. General government expenses were covered by \$9,050,537 of direct charges to users and \$3,664,779 in operating grants and contributions in 2021. Public works accounted for \$14,117,412 or 24.67% of total governmental expenses. Public works increased due to an increase in costs related to road projects paid for by the County but not being owned by the County. Public works expenses were covered by \$1,247,688 in direct charges to users, \$8,297,983 in operating grants and contributions and \$1,473,529 in capital grants and contributions in 2021.

The state and federal government contributed to the County revenues of \$24,067,732 in operating grants and contributions and \$1,473,529 in capital grants and contributions. These revenues are restricted to a particular program or purpose. The increase in operating grants and contributions is the result of the County receiving more motor vehicle gas tax revenues, more public assistance grants and more Board of Developmental Disability grants. The decrease in capital grants and contributions is due the County receiving a large contribution from FedEx for infrastructure upgrades in the previous year.

General revenues totaled \$39,938,132 and amounted to 51.19% of total revenues. These revenues primarily consist of property and sales tax revenue of \$34,262,681 or 85.79% of total general revenues in 2021. The other primary source of general revenues is grants and entitlements not restricted to specific programs, making up \$4,533,755, or 11.35% of the total.

The statement of activities shows the cost of program services and the charges for services and grants offsetting those services. The following table shows, for governmental activities, the total cost of services and the net cost of services for 2021 and 2020. That is, it identifies the cost of these services supported by general revenues (such as tax revenue and unrestricted state grants and entitlements). As can be seen in the graph below, the County is reliant upon general revenues to finance operations as program revenues are not sufficient to cover total expenses.

Governmental Activities - Program Revenues vs. Total Expenses



UNION COUNTY, OHIO

MANAGEMENT'S DISCUSSION AND ANALYSIS
FOR THE YEAR ENDED DECEMBER 31, 2021

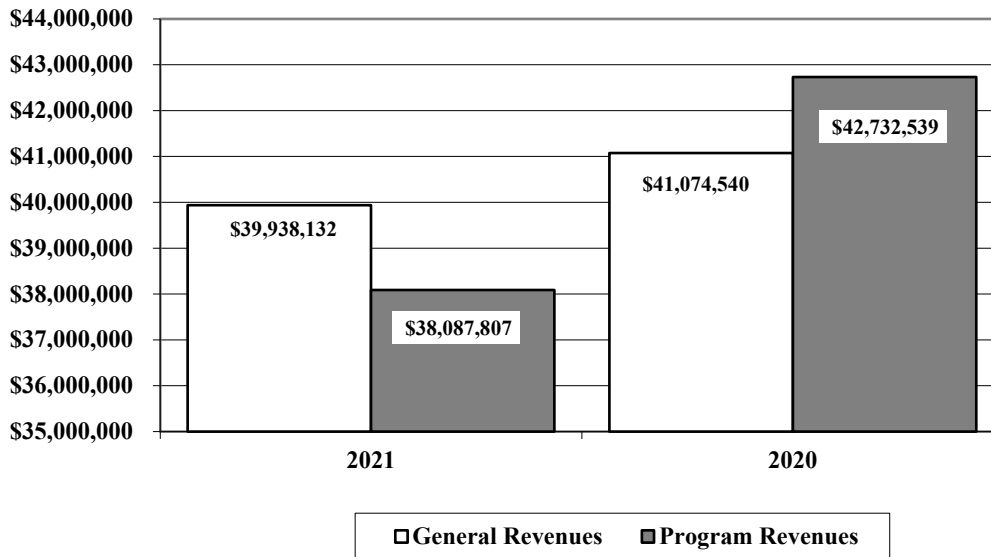
Governmental Activities

| | Total Cost of Services 2021 | Net Cost of Services 2021 | Total Cost of Services 2020 | Net Cost of Services 2020 |
|-----------------------------|-----------------------------------|---------------------------------|-----------------------------------|---------------------------------|
| Program expenses: | | | | |
| General government | | | | |
| Legislative and executive | \$ 9,942,554 | \$ (320,530) | \$ 16,931,976 | \$ 7,192,387 |
| Judicial | 3,784,920 | 1,332,688 | 6,077,216 | 4,361,605 |
| Public safety | 5,905,819 | 3,926,198 | 11,232,908 | 8,254,785 |
| Public works | 14,117,412 | 3,098,212 | 9,731,910 | (6,116,435) |
| Health | 6,264,283 | 2,299,441 | 5,386,936 | 1,316,856 |
| Human services | 16,103,353 | 7,868,798 | 21,033,119 | 13,001,163 |
| Conservation and recreation | 86,714 | 86,714 | - | - |
| Economic development | 470,104 | 295,831 | 826,361 | 477,526 |
| Intergovernmental | - | - | 556,297 | 556,297 |
| Interest and fiscal charges | 539,587 | 539,587 | 492,550 | 492,550 |
| Total | \$ 57,214,746 | \$ 19,126,939 | \$ 72,269,273 | \$ 29,536,734 |

The dependence upon general revenues for governmental activities is apparent, with 33.43% of expenses supported through taxes and other general revenues during 2021.

The graph below illustrates the County's reliance upon general revenues.

Governmental Activities - General and Program Revenues




UNION COUNTY, OHIO

MANAGEMENT'S DISCUSSION AND ANALYSIS
FOR THE YEAR ENDED DECEMBER 31, 2021

Business-Type Activities

The sanitary sewer district and building and development are the County's enterprise funds. These operations had program revenues of \$2,915,452, general revenues of \$20,170 and expenses of \$1,544,729 for 2021. The net position of the enterprise funds decreased \$316,560 or 3.70% during 2021.

The following graph illustrates the assets, deferred outflows of resources, liabilities, deferred inflows of resources and net position of the County's business-type activities at December 31, 2020 and 2021.



Financial Analysis of the Government's Funds

As noted earlier, the County uses fund accounting to ensure and demonstrate compliance with finance-related legal requirements.

Governmental Funds

The focus of the County's governmental funds is to provide information on near-term inflows, outflows, and balances of spendable resources. Such information is useful in assessing the County's financing requirements. In particular, unassigned fund balance may serve as a useful measure of the County's net resources available for spending at year-end.

The County's governmental funds reported a combined fund balance of \$81,452,609, which is \$9,923,426 more than last year's total of \$71,529,183. The schedule below indicates the fund balance and the total change in fund balance as of December 31, 2021 and 2020 for all major and non-major governmental funds.

| | Fund Balances <u>12/31/2021</u> | Fund Balances <u>12/31/2020</u> | <u>Change</u> |
|-----------------------------------|------------------------------------|------------------------------------|---------------------|
| Major funds: | | | |
| General | \$ 16,497,415 | \$ 15,990,845 | \$ 506,570 |
| County Board of DD | 12,293,096 | 13,647,936 | (1,354,840) |
| Motor Vehicle and Gas Tax | 4,454,493 | 2,513,634 | 1,940,859 |
| Local Fiscal Recovery | 5,182 | - | 5,182 |
| Other nonmajor governmental funds | <u>48,202,423</u> | <u>39,376,768</u> | <u>8,825,655</u> |
| Total | <u>\$ 81,452,609</u> | <u>\$ 71,529,183</u> | <u>\$ 9,923,426</u> |

UNION COUNTY, OHIO

MANAGEMENT'S DISCUSSION AND ANALYSIS
FOR THE YEAR ENDED DECEMBER 31, 2021

General Fund

The County's general fund balance increased \$506,570.

The table that follows assists in illustrating the revenues of the general fund.

| | 2021 <u>Amount</u> | 2020 <u>Amount</u> | Percentage <u>Change</u> |
|------------------------|-----------------------|-----------------------|-----------------------------|
| <u>Revenues</u> | | | |
| Taxes | \$ 20,088,014 | \$ 18,636,073 | 7.79 % |
| Charges for services | 6,879,186 | 5,730,921 | 20.04 % |
| Licenses and permits | 3,675 | 3,375 | 8.89 % |
| Fines and forfeitures | 92,328 | 88,704 | 4.09 % |
| Intergovernmental | 3,431,210 | 3,433,119 | (0.06) % |
| Investment income | 250,618 | 1,120,186 | (77.63) % |
| Other | <u>695,729</u> | <u>3,688,517</u> | <u>(81.14) %</u> |
| Total | <u>\$ 31,440,760</u> | <u>\$ 32,700,895</u> | <u>(3.85) %</u> |

Revenues of the general fund decreased \$1,260,135 or 3.85%. Tax revenue represents 63.89% of all general fund revenue. Tax revenue increased 7.79% due mainly to an increase in property tax collections due to higher taxes levied during the year and an increase in sales tax collections. Charges for services increased 20.04% due mainly to increased conveyance fees and title fees. Intergovernmental revenues decreased 0.06% due to a decrease in homestead and rollback and local government funding from the State. Investment income decreased 77.63% due primarily to lower rates earned on investments compared to the previous year due to the pandemic. Other revenues decreased 81.14% due mainly to a dividend received from the Bureau of Worker's Compensation in the previous year. All other revenue remained comparable to 2020.

The table that follows assists in illustrating the expenditures of the general fund.

| | 2021 <u>Amount</u> | 2020 <u>Amount</u> | Percentage <u>Change</u> |
|-----------------------------|-----------------------|-----------------------|-----------------------------|
| <u>Expenditures</u> | | | |
| General government: | | | |
| Legislative and executive | \$ 8,262,713 | \$ 9,606,830 | (13.99) % |
| Judicial | 4,559,741 | 4,710,604 | (3.20) % |
| Public safety | 8,102,962 | 6,284,491 | 28.94 % |
| Public works | 572,138 | 274,142 | 108.70 % |
| Health | 146,718 | 265,813 | (44.80) % |
| Human services | 848,921 | 1,848,523 | (54.08) % |
| Conservation and recreation | 86,714 | - | 100.00 % |
| Economic development | 39,999 | 213,545 | (81.27) % |
| Intergovernmental | <u>-</u> | <u>501,714</u> | <u>(100.00) %</u> |
| Total | <u>\$ 22,619,906</u> | <u>\$ 23,705,662</u> | <u>(4.58) %</u> |

Total expenditures decreased \$1,085,756 or 4.58%. The most significant decreases were in the areas of legislative and executive as well as human services. Legislative and executive decreased \$1,344,117 due primarily to a decrease in spending by human resources, the Prosecutor's office and the Treasurer. Human services decreased \$999,602 due primarily to a decrease in funding to other organizations. The decrease in intergovernmental expenditures was due to reclassifying those expenditure to the functions they related to in 2021. All other expenditures remained comparable to 2020.

UNION COUNTY, OHIO

MANAGEMENT'S DISCUSSION AND ANALYSIS FOR THE YEAR ENDED DECEMBER 31, 2021

County Board of DD

The Union County Board of Developmental Disabilities fund (Board of DD fund), a major governmental fund, had revenues of \$10,869,332 and expenditures and other financing uses of \$12,245,681. The net changes in revenues and expenditures contributed to the Board of DD fund balance decrease of \$1,354,840 or 9.93% from 2020 to 2021. This decrease is primary due to an increase in human services expenditures year over year.

Motor Vehicle and Gas Tax

The Motor Vehicle and Gas Tax fund, a major governmental fund, had revenues of \$10,017,974 and expenditures of \$7,951,460. The fund balance increased \$1,940,859 or 77.21%. This increase is the result of an increase in intergovernmental revenues due to the Statewide gas tax increase and a decrease in expenditures in the Engineer's department as well as a decrease in amounts spent on bridges and culverts.

Local Fiscal Recovery

The Local Fiscal Recovery fund, a major governmental fund, had revenues of \$5,182 in 2021. The fund balance increased \$5,182 or 100.00% from 2020 to 2021. The County received American Recovery Plan Act (APRA) that will be recognized when money is spent.

Budgeting Highlights - General Fund

The County's budgeting process is prescribed by the Ohio Revised Code (ORC). Essentially the budget is the County's appropriations which are restricted by the amounts of anticipated revenues certified by the Budget Commission in accordance with the ORC. Therefore, the County's plans or desires cannot be totally reflected in the original budget. If budgeted revenues are adjusted due to actual activity then the appropriations can be adjusted accordingly. Budgetary information is presented for the General fund, County Board of DD fund, Motor Vehicle and Gas Tax fund, and Local Fiscal Recovery fund.

In the general fund, final budgeted revenues and other financing sources of \$29,532,405 were \$936,205 greater than original budgeted revenues and other financing sources of \$28,596,200. Actual revenues and other financing sources of \$31,773,379 exceeded final budgeted revenues and other financing sources by \$2,240,974.

Final budgeted expenditures and other financing uses of \$36,196,278 were \$6,538,408 greater than original budgeted expenditures of \$29,657,870. Actual expenditures and financing uses of \$32,760,095 were \$3,436,183 less than final budgeted expenditures and other financing uses.

Proprietary Funds

The County's proprietary funds provide the same type of information found in the government-wide financial statements for business-type activities, but in more detail.

Capital Assets and Debt Administration

Capital Assets

At the end of 2021, the County had \$110,103,939 (net of accumulated depreciation) invested in land, easements, intangibles, land improvements, buildings, equipment, furniture and fixtures, vehicles, construction in progress, water and sewer lines and infrastructure. Of this total, \$104,547,082 was reported in governmental activities and \$5,556,857 was reported in business-type activities.

UNION COUNTY, OHIO

MANAGEMENT'S DISCUSSION AND ANALYSIS FOR THE YEAR ENDED DECEMBER 31, 2021

The following table shows December 31, 2021 balances compared to December 31, 2020.

Capital Assets at December 31 (Net of Depreciation)

| | Governmental Activities | | Business-Type Activities | | Total | |
|--------------------------|------------------------------|------------------------------|----------------------------|----------------------------|------------------------------|------------------------------|
| | 2021 | 2020 | 2021 | 2020 | 2021 | 2020 |
| Land | \$ 942,642 | \$ 942,642 | \$ 28,541 | \$ 28,541 | \$ 971,183 | \$ 971,183 |
| Construction in progress | 72,093 | 579,766 | - | - | 72,093 | 579,766 |
| Easements | 121,333 | 121,333 | - | - | 121,333 | 121,333 |
| Infrastructure | 78,687,681 | 80,353,115 | - | - | 78,687,681 | 80,353,115 |
| Land improvements | 781,202 | 853,596 | 31,526 | 31,526 | 812,728 | 885,122 |
| Buildings | 18,608,414 | 19,438,348 | 5,357,455 | 5,478,720 | 23,965,869 | 24,917,068 |
| Equipment | 2,404,967 | 2,301,758 | 65,984 | 65,714 | 2,470,951 | 2,367,472 |
| Furniture and fixtures | 367,383 | 411,824 | 2,550 | 2,902 | 369,933 | 414,726 |
| Vehicles | 2,111,341 | 2,055,229 | 59,468 | 74,730 | 2,170,809 | 2,129,959 |
| Water and sewer lines | - | - | 11,333 | 14,845 | 11,333 | 14,845 |
| Intangibles | 450,026 | 496,377 | - | - | 450,026 | 496,377 |
| Total | <u>\$ 104,547,082</u> | <u>\$ 107,553,988</u> | <u>\$ 5,556,857</u> | <u>\$ 5,696,978</u> | <u>\$ 110,103,939</u> | <u>\$ 113,250,966</u> |

See Note 9 to the basic financial statements for detail on the County's capital assets.

The County's largest capital asset category is infrastructure which includes roads, bridges and culverts. These items are immovable and of value only to the County, however, the annual cost of purchasing these items is quite significant. The book value of the County's infrastructure represents approximately 75.27% of the County's total governmental capital assets.

The modified approach is used for reporting the Union County's infrastructure assets. The plan includes a ten year program for road repairs and improvements and an annual bridge evaluation in accordance with Ohio Department of Transportation requirements. Currently 93% of the County's roads have a numerical rating of 5 or higher as compared with a policy of at least 75% of the roads at 5 or higher. For bridges, 99% of the bridges met or exceeded the numerical rating of 5 as compared to a policy of 85%. Estimated expenditures for roads and bridges were \$10,139,455 for 2021. Actual expenditures for the year were approximately \$7,805,315. For more information on the rating system and results, refer to required supplementary information beginning on pages 131-132 of this report.

Debt Administration

At December 31, 2021 the County had \$3,770,000 in general obligation bonds, \$9,150,000 in sales tax revenue bonds, and \$1,493,271 in other long term obligations. Of this total, \$949,816 is due within one year and \$13,463,455 is due in more than one year.

UNION COUNTY, OHIO

MANAGEMENT'S DISCUSSION AND ANALYSIS FOR THE YEAR ENDED DECEMBER 31, 2021

The following table summarizes the bonds and other long-term obligations outstanding.

| | Outstanding Debt, at Year End | | | |
|-----------------------------|--------------------------------------|-----------------------------|----------------------------|-----------------------------|
| | Governmental Activities | Business-Type Activities | Governmental Activities | Business-Type Activities |
| | <u>2021</u> | <u>2021</u> | <u>2020</u> | <u>2020</u> |
| Long-term obligations | | | | |
| General obligation bonds: | \$ 3,770,000 | \$ - | \$ 1,040,000 | \$ - |
| Sales tax revenue bonds | 9,150,000 | - | 9,900,000 | - |
| Other long-term obligations | <u>550,130</u> | <u>943,141</u> | <u>607,040</u> | <u>977,958</u> |
| Total | <u>\$ 13,470,130</u> | <u>\$ 943,141</u> | <u>\$ 11,547,040</u> | <u>\$ 977,958</u> |

The County's voted legal debt margin was \$47,374,532 at December 31, 2021 and the unvoted legal debt margin was \$17,287,813 at December 31, 2021. See Note 12 to the basic financial statements for detail on governmental activities and business-type activities long-term obligations.

Economic Factors and Next Year's Budgets and Rates

The average unemployment rate in the County was 4.5% for 2021, a decrease from the 6.0% average rate in 2020. This compares favorably to the State rate of 4.5% and favorably to the national rate of 4.8%. Union County's strong industrial segment allows the County to enjoy the thirteenth lowest unemployment rate in Ohio.

Union County is primarily an agricultural community with 82.82% of its acreage devoted to agriculture. A strong manufacturing presence coexists, allowing for growth within the community. Estimated actual values were at \$5.76 billion for 2021.

Contacting the County's Financial Management

This financial report is designed to provide our citizens, taxpayers, investors and creditors with a general overview of the County's finances and to show the County's accountability for the money it receives. If you have questions about this report or need additional financial information, contact Honorable Andrea Weaver, Union County Auditor, 233 West Sixth Street, Marysville, Ohio 43040. Questions may also be e-mailed to auditor@unioncountyohio.gov or visit the Auditors link from the County's website: <http://www.unioncountyohio.gov/financial-reports>.

THIS PAGE IS INTENTIONALLY LEFT BLANK

**BASIC
FINANCIAL STATEMENTS**

UNION COUNTY, OHIO

STATEMENT OF NET POSITION
DECEMBER 31, 2021

| | Primary Government | | |
|-----------------------------------------------------------|----------------------------|-----------------------------|----------------|
| | Governmental Activities | Business-type Activities | Total |
| Assets: | | | |
| Equity in pooled cash and cash equivalents | \$ 85,080,160 | \$ 4,767,208 | \$ 89,847,368 |
| Cash and cash equivalents in segregated accounts | 474,860 | - | 474,860 |
| Short-term investments in segregated accounts | - | - | - |
| Cash with fiscal agent | 3,653,084 | - | 3,653,084 |
| Investments in joint ventures | - | - | - |
| Receivables (net of allowance for uncollectibles): | | | |
| Sales taxes | 4,449,478 | - | 4,449,478 |
| Real estate and other taxes | 17,069,549 | - | 17,069,549 |
| Payments in lieu of taxes | 325,330 | - | 325,330 |
| Accounts | 1,392,150 | 19,470 | 1,411,620 |
| Accrued interest | 23,651 | - | 23,651 |
| Due from other governments | 6,378,746 | - | 6,378,746 |
| Special assessments | 361,980 | - | 361,980 |
| Contributions | - | - | - |
| Due from external parties | 6,025 | - | 6,025 |
| Prepayments | 467,953 | 317 | 468,270 |
| Materials and supplies inventory | 596,889 | - | 596,889 |
| Net pension assets | 480,473 | 19,847 | 500,320 |
| Net OPEB assets | 2,808,118 | 108,147 | 2,916,265 |
| Other hospital assets | - | - | - |
| Internal balance | (318,575) | 318,575 | - |
| Assets limited as to use | - | - | - |
| Long-term investments in segregated accounts | - | - | - |
| Capital assets: | | | |
| Non-depreciable capital assets | 79,823,749 | 28,541 | 79,852,290 |
| Depreciable capital assets, net | 24,723,333 | 5,528,316 | 30,251,649 |
| Total capital assets, net | 104,547,082 | 5,556,857 | 110,103,939 |
| Total assets | 227,796,953 | 10,790,421 | 238,587,374 |
| Deferred outflows of resources: | | | |
| Unamortized deferred charges on debt refunding | 4,660 | - | 4,660 |
| Excess consideration from acquisition | - | - | - |
| Pension | 5,440,748 | 171,293 | 5,612,041 |
| OPEB | 2,233,020 | 72,609 | 2,305,629 |
| Total deferred outflows of resources | 7,678,428 | 243,902 | 7,922,330 |
| Liabilities: | | | |
| Accounts payable | 1,360,610 | 39,197 | 1,399,807 |
| Contracts payable | 187,303 | - | 187,303 |
| Retainage payable | 196,423 | - | 196,423 |
| Accrued wages and benefits | 1,320,528 | 53,520 | 1,374,048 |
| Due to other governments | 535,040 | 19,366 | 554,406 |
| Deferred lease revenue | - | - | - |
| Payroll withholdings payable | 2,477,453 | - | 2,477,453 |
| Accrued interest payable | 43,757 | 12,913 | 56,670 |
| Estimated third-party settlements | - | - | - |
| Other hospital liabilities | - | - | - |
| Unearned revenue | 5,728,864 | - | 5,728,864 |
| Refundable advances | - | - | - |
| Long-term liabilities: | | | |
| Due within one year | 2,834,040 | 74,616 | 2,908,656 |
| Due in more than one year: | | | |
| Net pension liability | 23,018,104 | 903,221 | 23,921,325 |
| Other amounts due in more than one year | 14,586,824 | 917,748 | 15,504,572 |
| Total liabilities | 52,288,946 | 2,020,581 | 54,309,527 |
| Deferred inflows of resources: | | | |
| Property taxes levied for the next fiscal year | 16,559,524 | - | 16,559,524 |
| Payments in lieu of taxes levied for the next fiscal year | 325,330 | - | 325,330 |
| Pension | 10,599,698 | 420,327 | 11,020,025 |
| OPEB | 8,200,207 | 345,784 | 8,545,991 |
| Total deferred inflows of resources | 35,684,759 | 766,111 | 36,450,870 |
| Net position: | | | |
| Net investment in capital assets | 95,031,742 | 4,613,716 | 99,645,458 |
| Restricted for: | | | |
| Capital projects | 11,697,095 | - | 11,697,095 |
| Public works projects | 6,446,368 | - | 6,446,368 |
| Public safety programs | 3,915,738 | - | 3,915,738 |
| Human services programs | 10,825,403 | - | 10,825,403 |
| Health programs | 1,194,582 | - | 1,194,582 |
| Legislative and executive programs | 1,511,072 | - | 1,511,072 |
| Judicial programs | 1,132,595 | - | 1,132,595 |
| Hospital pensions and OPEB | - | - | - |
| Unrestricted | 15,747,081 | 3,633,915 | 19,380,996 |
| Total net position | \$ 147,501,676 | \$ 8,247,631 | \$ 155,749,307 |

SEE ACCOMPANYING NOTES TO THE BASIC FINANCIAL STATEMENTS

| Component Units | |
|--------------------------------------------------|------------------------------|
| Memorial Hospital of Union County | Airport Authority |
| \$ - | \$ 604,663 |
| 45,117,652 | - |
| 16,510,115 | - |
| - | - |
| 653,612 | - |
| - | - |
| - | - |
| - | - |
| 24,048,957 | 830 |
| - | - |
| - | - |
| - | - |
| 215,051 | - |
| - | - |
| 3,092,193 | 3,089 |
| 1,730,619 | - |
| 1,281,155 | - |
| 5,468,969 | - |
| 1,783,240 | - |
| - | - |
| 1,130,679 | - |
| 67,919,409 | - |
| 3,195,985 | 1,245,220 |
| 90,581,736 | 906,610 |
| <u>93,777,721</u> | <u>2,151,830</u> |
| <u>262,729,372</u> | <u>2,760,412</u> |
| - | - |
| 170,996 | - |
| 7,579,853 | - |
| 3,710,872 | - |
| <u>11,461,721</u> | <u>-</u> |
| 5,555,930 | 41,560 |
| - | - |
| - | - |
| 12,735,904 | - |
| - | - |
| - | - |
| - | - |
| - | - |
| 719,320 | - |
| 693,188 | - |
| - | - |
| 3,831,201 | - |
| 3,692,427 | - |
| 42,116,410 | - |
| 63,105,618 | - |
| <u>132,449,998</u> | <u>41,560</u> |
| - | - |
| - | - |
| 18,666,846 | 2,155 |
| 16,709,931 | 1,417 |
| <u>35,376,777</u> | <u>3,572</u> |
| 28,279,014 | 2,151,830 |
| 597,319 | - |
| - | - |
| - | - |
| - | - |
| - | - |
| - | - |
| 6,750,124 | - |
| 70,737,861 | 563,450 |
| <u>\$ 106,364,318</u> | <u>\$ 2,715,280</u> |

UNION COUNTY, OHIO

STATEMENT OF ACTIVITIES
FOR THE YEAR ENDED DECEMBER 31, 2021

| | Program Revenues | | | |
|-----------------------------------|-------------------------|-----------------------------------------------|---------------------------------------------------|-------------------------------------------------|
| | Expenses | Charges for Services and Sales | Operating Grants and Contributions | Capital Grants and Contributions |
| Governmental activities: | | | | |
| Current: | | | | |
| General government: | | | | |
| Legislative and executive | \$ 9,942,554 | \$ 7,313,560 | \$ 2,949,524 | \$ - |
| Judicial | 3,784,920 | 1,736,977 | 715,255 | - |
| Public safety | 5,905,819 | 725,867 | 1,253,754 | - |
| Public works | 14,117,412 | 1,247,688 | 8,297,983 | 1,473,529 |
| Health | 6,264,283 | 348,599 | 3,616,243 | - |
| Human services | 16,103,353 | 999,582 | 7,234,973 | - |
| Conservation and recreation | 86,714 | - | - | - |
| Economic development | 470,104 | 174,273 | - | - |
| Interest and fiscal charges | 539,587 | - | - | - |
| Total governmental activities | <u>57,214,746</u> | <u>12,546,546</u> | <u>24,067,732</u> | <u>1,473,529</u> |
| Business-type activities: | | | | |
| Sanitary sewer district | 546,584 | 428,392 | - | - |
| Building and development | 998,145 | 2,487,060 | - | - |
| Total business-type activities | <u>1,544,729</u> | <u>2,915,452</u> | <u>-</u> | <u>-</u> |
| Total primary government | <u>\$ 58,759,475</u> | <u>\$ 15,461,998</u> | <u>\$ 24,067,732</u> | <u>\$ 1,473,529</u> |
| Component units: | | | | |
| Memorial Hospital of Union County | \$ 121,885,654 | \$ 162,333,498 | \$ 681,306 | \$ - |
| Airport Authority | 939,280 | 228,911 | 924,516 | - |
| Total component units | <u>\$ 122,824,934</u> | <u>\$ 162,562,409</u> | <u>\$ 1,605,822</u> | <u>\$ -</u> |

General revenues:

Property taxes levied for:

 General fund

 Human services - County Board of DD

 Public safety

 Health

Sales taxes levied for general purposes

Sales taxes levied for public works

Sales taxes levied for senior services

Hotel and motel taxes

Payment in lieu of taxes

Grants and entitlements not restricted to specific programs

Investment earnings

Miscellaneous

Total general revenues

Transfers

Total general revenues and transfers

Change in net position

Net position at beginning of year

Net position at end of year

SEE ACCOMPANYING NOTES TO THE BASIC FINANCIAL STATEMENTS

Net (Expense) Revenue and Changes in Net Position

| Primary Government | | | Component Units | |
|--------------------------------|---------------------------------|-----------------------|--------------------------|--------------------------|
| Governmental Activities | Business-type Activities | Total | Memorial Hospital | Airport Authority |
| \$ 320,530 | \$ - | \$ 320,530 | \$ - | \$ - |
| (1,332,688) | - | (1,332,688) | - | - |
| (3,926,198) | - | (3,926,198) | - | - |
| (3,098,212) | - | (3,098,212) | - | - |
| (2,299,441) | - | (2,299,441) | - | - |
| (7,868,798) | - | (7,868,798) | - | - |
| (86,714) | - | (86,714) | - | - |
| (295,831) | - | (295,831) | - | - |
| (539,587) | - | (539,587) | - | - |
| <u>(19,126,939)</u> | <u>-</u> | <u>(19,126,939)</u> | <u>-</u> | <u>-</u> |
| - | (118,192) | (118,192) | - | - |
| - | 1,488,915 | 1,488,915 | - | - |
| <u>-</u> | <u>1,370,723</u> | <u>1,370,723</u> | <u>-</u> | <u>-</u> |
| <u>(19,126,939)</u> | <u>1,370,723</u> | <u>(17,756,216)</u> | <u>-</u> | <u>-</u> |
| - | - | - | 41,129,150 | - |
| - | - | - | - | 214,147 |
| <u>-</u> | <u>-</u> | <u>-</u> | <u>41,129,150</u> | <u>214,147</u> |
| 6,003,682 | - | 6,003,682 | - | - |
| 7,598,926 | - | 7,598,926 | - | - |
| 1,590,326 | - | 1,590,326 | - | - |
| 1,306,256 | - | 1,306,256 | - | - |
| 14,284,689 | - | 14,284,689 | - | - |
| 1,739,404 | - | 1,739,404 | - | - |
| 1,739,398 | - | 1,739,398 | - | - |
| 236,940 | - | 236,940 | - | - |
| 342,954 | - | 342,954 | - | - |
| 4,533,755 | - | 4,533,755 | - | - |
| 289,766 | 10,402 | 300,168 | 148,556 | 69 |
| 272,036 | 9,768 | 281,804 | 7,002,067 | 56,117 |
| <u>39,938,132</u> | <u>20,170</u> | <u>39,958,302</u> | <u>7,150,623</u> | <u>56,186</u> |
| <u>1,707,453</u> | <u>(1,707,453)</u> | <u>-</u> | <u>-</u> | <u>-</u> |
| <u>41,645,585</u> | <u>(1,687,283)</u> | <u>39,958,302</u> | <u>7,150,623</u> | <u>56,186</u> |
| 22,518,646 | (316,560) | 22,202,086 | 48,279,773 | 270,333 |
| <u>124,983,030</u> | <u>8,564,191</u> | <u>133,547,221</u> | <u>58,084,545</u> | <u>2,444,947</u> |
| <u>\$ 147,501,676</u> | <u>\$ 8,247,631</u> | <u>\$ 155,749,307</u> | <u>\$ 106,364,318</u> | <u>\$ 2,715,280</u> |

UNION COUNTY, OHIO

BALANCE SHEET
GOVERNMENTAL FUNDS
DECEMBER 31, 2021

| | <u>General</u> | <u>County Board of DD</u> | <u>Motor Vehicle and Gas Tax</u> | <u>Local Fiscal Recovery</u> |
|-----------------------------------------------------------------------|----------------------|-------------------------------|--------------------------------------|----------------------------------|
| Assets: | | | | |
| Equity in pooled cash and cash equivalents | \$ 17,809,968 | \$ 9,130,703 | \$ 4,032,454 | \$ 5,734,046 |
| Cash and cash equivalents in segregated accounts | 220,493 | - | - | - |
| Cash with fiscal agent | - | 3,653,084 | - | - |
| Receivables (net of allowance for uncollectibles): | | | | |
| Sales taxes | 3,559,670 | - | 444,904 | - |
| Real estate and other taxes | 6,418,776 | 7,680,445 | - | - |
| Payments in lieu of taxes | - | - | - | - |
| Accounts | 437,150 | 1,450 | 53,540 | - |
| Accrued interest | 23,651 | - | - | - |
| Due from other governments | 1,090,012 | 699,376 | 3,482,645 | - |
| Special assessments | - | - | - | - |
| Interfund loans receivable | - | - | - | - |
| Due from other funds | 21,480 | - | - | - |
| Prepayments | 356,245 | 31,847 | 7,226 | - |
| Materials and supplies inventory | 130,524 | 37,735 | 403,966 | - |
| Due from external parties | 6,025 | - | - | - |
| Total assets | <u>\$ 30,073,994</u> | <u>\$ 21,234,640</u> | <u>\$ 8,424,735</u> | <u>\$ 5,734,046</u> |
| Liabilities: | | | | |
| Accounts payable | \$ 292,594 | \$ 132,801 | \$ 376,011 | \$ - |
| Contracts payable | - | - | - | - |
| Retainage payable | - | - | - | - |
| Accrued wages and benefits payable | 604,467 | 286,661 | 98,415 | - |
| Due to other governments | 277,913 | 142,261 | 25,310 | - |
| Interfund loans payable | - | - | 318,575 | - |
| Due to other funds | - | - | - | - |
| Payroll withholdings payable | 2,477,453 | - | - | - |
| Unearned revenue | - | - | - | 5,728,864 |
| Total liabilities | <u>3,652,427</u> | <u>561,723</u> | <u>818,311</u> | <u>5,728,864</u> |
| Deferred inflows of resources: | | | | |
| Property taxes levied for the next fiscal year | 6,273,472 | 7,415,478 | - | - |
| Delinquent property tax revenue not available | 145,304 | 264,967 | - | - |
| Accrued interest not available | 17,210 | - | - | - |
| Sales tax revenue not available | 2,432,334 | - | 304,007 | - |
| Special assessments revenue not available | - | - | - | - |
| Other nonexchange transactions | 822,465 | 393,873 | 2,789,734 | - |
| Unavailable grant revenue | 12,737 | 242,953 | - | - |
| Payments in lieu of taxes levied for the next fiscal year | - | - | - | - |
| Miscellaneous revenue not available | 220,630 | 62,550 | 58,190 | - |
| Total deferred inflows of resources | <u>9,924,152</u> | <u>8,379,821</u> | <u>3,151,931</u> | <u>-</u> |
| Fund balances: | | | | |
| Nonspendable | 672,161 | 69,582 | 411,192 | - |
| Restricted | - | 12,223,514 | 4,043,301 | 5,182 |
| Committed | 182,866 | - | - | - |
| Assigned | 5,854,876 | - | - | - |
| Unassigned (deficit) | 9,787,512 | - | - | - |
| Total fund balances | <u>16,497,415</u> | <u>12,293,096</u> | <u>4,454,493</u> | <u>5,182</u> |
| Total liabilities, deferred inflows of resources and fund balances | <u>\$ 30,073,994</u> | <u>\$ 21,234,640</u> | <u>\$ 8,424,735</u> | <u>\$ 5,734,046</u> |

SEE ACCOMPANYING NOTES TO THE BASIC FINANCIAL STATEMENTS

| Other Governmental Funds | Total Governmental Funds |
|-----------------------------------------|-----------------------------------------|
| \$ 48,372,989 | \$ 85,080,160 |
| 254,367 | 474,860 |
| - | 3,653,084 |
| 444,904 | 4,449,478 |
| 2,970,328 | 17,069,549 |
| 325,330 | 325,330 |
| 900,010 | 1,392,150 |
| - | 23,651 |
| 1,106,713 | 6,378,746 |
| 361,980 | 361,980 |
| 268,103 | 268,103 |
| 468,680 | 490,160 |
| 72,635 | 467,953 |
| 24,664 | 596,889 |
| - | 6,025 |
| <u>\$ 55,570,703</u> | <u>\$ 121,038,118</u> |
| | |
| \$ 559,204 | \$ 1,360,610 |
| 187,303 | 187,303 |
| 196,423 | 196,423 |
| 330,985 | 1,320,528 |
| 89,556 | 535,040 |
| 268,103 | 586,678 |
| 490,160 | 490,160 |
| - | 2,477,453 |
| - | 5,728,864 |
| <u>2,121,734</u> | <u>12,883,059</u> |
| | |
| 2,870,574 | 16,559,524 |
| 76,925 | 487,196 |
| - | 17,210 |
| 304,007 | 3,040,348 |
| 361,980 | 361,980 |
| 107,374 | 4,113,446 |
| 748,102 | 1,003,792 |
| 325,330 | 325,330 |
| 452,254 | 793,624 |
| <u>5,246,546</u> | <u>26,702,450</u> |
| | |
| 97,299 | 1,250,234 |
| 30,152,864 | 46,424,861 |
| 8,950,529 | 9,133,395 |
| 9,162,815 | 15,017,691 |
| (161,084) | 9,626,428 |
| <u>48,202,423</u> | <u>81,452,609</u> |
| | |
| <u>\$ 55,570,703</u> | <u>\$ 121,038,118</u> |

THIS PAGE IS INTENTIONALLY LEFT BLANK

UNION COUNTY, OHIO

RECONCILIATION OF TOTAL GOVERNMENTAL FUND BALANCES TO
NET POSITION OF GOVERNMENTAL ACTIVITIES
DECEMBER 31, 2021

| | | | |
|--------------------------------------------------------------------------------------------------------------------------------------------------------------------------------------------------------------|----|--------------|--------------|
| Total governmental fund balances | | \$ | 81,452,609 |
| <i>Amounts reported for governmental activities on the statement of net position are different because:</i> | | | |
| Capital assets used in governmental activities are not financial resources and therefore are not reported in the funds. | | | 104,547,082 |
| Other long-term assets are not available to pay for current-period expenditures and therefore are deferred inflows in the funds. | | | |
| Sales taxes receivable | \$ | 3,040,348 | |
| Real and other taxes receivable | | 488,750 | |
| Accounts receivable | | 792,070 | |
| Intergovernmental receivable | | 5,117,238 | |
| Special assessments receivable | | 361,980 | |
| Accrued interest receivable | | 17,210 | |
| Total | | 9,817,596 | 9,817,596 |
| On the statement of net position interest is accrued on outstanding bonds and loans payable, whereas in the governmental funds, interest is accrued when due. | | | (43,757) |
| Long-term liabilities, including bonds payable, are not due and payable in the current period and therefore are not reported in the funds. | | | |
| General obligation bonds payable | | (3,770,000) | |
| Sales tax revenue bonds payable | | (9,150,000) | |
| OPWC loans payable | | (550,130) | |
| Compensated absences | | (2,674,043) | |
| Total | | (16,144,173) | (16,144,173) |
| The net pension asset/liability is not due and receivable/payable in the current period; therefore, the asset, liability and related deferred inflows/outflows are not recognized in the governmental funds. | | | |
| Deferred outflows of resources - pension | | 5,440,748 | |
| Deferred inflows of resources - pension | | (10,599,698) | |
| Net pension asset | | 480,473 | |
| Net pension liability | | (23,018,104) | |
| Total | | (27,696,581) | (27,696,581) |
| The net OPEB asset/liability is not due and receivable/payable in the current period; therefore, the asset, liability and related deferred inflows/outflows are not recognized in the governmental funds. | | | |
| Deferred outflows of resources - OPEB | | 2,233,020 | |
| Deferred inflows of resources - OPEB | | (8,200,207) | |
| Net OPEB asset | | 2,808,118 | |
| Total | | (3,159,069) | (3,159,069) |
| Unamortized premiums are amortized over the life of the bonds on the statement of net position. | | | (1,276,691) |
| Unamortized deferred amounts on refundings are not recognized in the governmental funds. | | | 4,660 |
| Net position of governmental activities | | \$ | 147,501,676 |

SEE ACCOMPANYING NOTES TO THE BASIC FINANCIAL STATEMENTS

UNION COUNTY, OHIO

STATEMENT OF REVENUES, EXPENDITURES AND CHANGES IN FUND BALANCES
GOVERNMENTAL FUNDS
FOR THE YEAR ENDED DECEMBER 31, 2021

| | <u>General</u> | <u>County Board of DD</u> | <u>Motor Vehicle and Gas Tax</u> | <u>Local Fiscal Recovery</u> |
|--------------------------------------------------------------|----------------------|-------------------------------|--------------------------------------|----------------------------------|
| Revenues: | | | | |
| From local sources: | | | | |
| Property and other local taxes | \$ 5,999,549 | \$ 7,591,388 | \$ - | \$ - |
| Sales taxes | 14,088,465 | - | 1,714,876 | - |
| Charges for services | 6,879,186 | - | 827,271 | - |
| Licenses and permits | 3,675 | - | 4,000 | - |
| Fines and forfeitures | 92,328 | - | - | - |
| Intergovernmental | 3,431,210 | 3,104,993 | 7,072,169 | - |
| Special assessments | - | - | - | - |
| Investment income | 250,618 | - | 11,250 | 5,182 |
| Rental income | 466,133 | - | - | - |
| Contributions and donations | - | 50,364 | - | - |
| Payment in lieu of taxes | - | - | - | - |
| Other | 229,596 | 122,587 | 388,408 | - |
| Total revenues | <u>31,440,760</u> | <u>10,869,332</u> | <u>10,017,974</u> | <u>5,182</u> |
| Expenditures: | | | | |
| Current: | | | | |
| General government: | | | | |
| Legislative and executive | 8,262,713 | - | - | - |
| Judicial | 4,559,741 | - | - | - |
| Public safety | 8,102,962 | - | - | - |
| Public works | 572,138 | - | 7,946,221 | - |
| Health | 146,718 | - | - | - |
| Human services | 848,921 | 11,675,681 | - | - |
| Conservation and recreation | 86,714 | - | - | - |
| Economic development | 39,999 | - | - | - |
| Capital outlay | - | - | - | - |
| Debt service: | | | | |
| Principal retirement | - | - | - | - |
| Interest and fiscal charges | - | - | 5,239 | - |
| Bond issuance costs | - | - | - | - |
| Total expenditures | <u>22,619,906</u> | <u>11,675,681</u> | <u>7,951,460</u> | <u>-</u> |
| Excess (deficiency) of revenues over (under) expenditures | <u>8,820,854</u> | <u>(806,349)</u> | <u>2,066,514</u> | <u>5,182</u> |
| Other financing sources (uses): | | | | |
| Issuance of bonds | - | - | - | - |
| Sale of capital assets | 11,631 | - | - | - |
| Transfers in | 1,112,375 | - | - | - |
| Transfers out | (9,456,351) | (570,000) | - | - |
| Issuance of premium on bonds | - | - | - | - |
| Total other financing sources (uses) | <u>(8,332,345)</u> | <u>(570,000)</u> | <u>-</u> | <u>-</u> |
| Net change in fund balances | 488,509 | (1,376,349) | 2,066,514 | 5,182 |
| Fund balances at beginning of year | 15,990,845 | 13,647,936 | 2,513,634 | - |
| Change in inventory balance | 18,061 | 21,509 | (125,655) | - |
| Fund balances at end of year | <u>\$ 16,497,415</u> | <u>\$ 12,293,096</u> | <u>\$ 4,454,493</u> | <u>\$ 5,182</u> |

SEE ACCOMPANYING NOTES TO THE BASIC FINANCIAL STATEMENTS

| Other Governmental Funds | Total Governmental Funds |
|-----------------------------------------|-----------------------------------------|
| \$ 3,169,620 | \$ 16,760,557 |
| 1,714,870 | 17,518,211 |
| 3,240,647 | 10,947,104 |
| 193,444 | 201,119 |
| 184,808 | 277,136 |
| 13,036,800 | 26,645,172 |
| 429,618 | 429,618 |
| 44,203 | 311,253 |
| 166,573 | 632,706 |
| 47,276 | 97,640 |
| 342,954 | 342,954 |
| <u>1,593,191</u> | <u>2,333,782</u> |
| <u>24,164,004</u> | <u>76,497,252</u> |
| | |
| 4,507,063 | 12,769,776 |
| 782,249 | 5,341,990 |
| 2,434,670 | 10,537,632 |
| 395,302 | 8,913,661 |
| 6,618,560 | 6,765,278 |
| 7,911,538 | 20,436,140 |
| - | 86,714 |
| 503,891 | 543,890 |
| 4,777,379 | 4,777,379 |
| | |
| 1,841,910 | 1,841,910 |
| 516,652 | 521,891 |
| 119,617 | 119,617 |
| <u>30,408,831</u> | <u>72,655,878</u> |
| | |
| <u>(6,244,827)</u> | <u>3,841,374</u> |
| | |
| 3,765,000 | 3,765,000 |
| - | 11,631 |
| 16,932,256 | 18,044,631 |
| (6,310,827) | (16,337,178) |
| 677,020 | 677,020 |
| <u>15,063,449</u> | <u>6,161,104</u> |
| | |
| 8,818,622 | 10,002,478 |
| | |
| 39,376,768 | 71,529,183 |
| 7,033 | (79,052) |
| <u>\$ 48,202,423</u> | <u>\$ 81,452,609</u> |

UNION COUNTY, OHIO

RECONCILIATION OF THE STATEMENT OF REVENUES, EXPENDITURES AND CHANGES
IN FUND BALANCES OF GOVERNMENTAL FUNDS TO THE STATEMENT OF ACTIVITIES
FOR THE YEAR ENDED DECEMBER 31, 2021

| | | |
|------------------------------------------------------------------------------------------------------------------------------------------------------------------------------------------------------------------------------------|--------------|-------------------|
| Net change in fund balances - total governmental funds | \$ | 10,002,478 |
| <i>Amounts reported for governmental activities in the statement of activities are different because:</i> | | |
| Governmental funds report capital outlays as expenditures. However, in the statement of activities, the cost of those assets is allocated over their estimated useful lives as depreciation expense. | | |
| Capital asset additions | \$ 2,636,455 | |
| Current year depreciation | (3,841,026) | |
| Total | | (1,204,571) |
| The net effect of various miscellaneous transactions involving capital assets (i.e., sales, disposals, trade-ins, and donations) is to decrease net position. | | |
| | | (1,802,335) |
| Governmental funds report expenditures for inventory when purchased. However, in the statement of activities, they are reported as an expense when consumed. | | |
| | | (79,052) |
| Revenues in the statement of activities that do not provide current financial resources are not reported as revenues in the funds. | | |
| Property and other local taxes | (24,427) | |
| Sales tax | 245,280 | |
| Intergovernmental revenues | 1,006,687 | |
| Special assessments | 24,066 | |
| Charges for services | 105,460 | |
| Interest income | (206) | |
| Rental income | 208,997 | |
| Other revenues | (37,170) | |
| Total | | 1,528,687 |
| Proceeds of bonds and premiums are recorded as other financing sources in the funds, however, in the statement of activities, they are not reported as revenues as they increase the liabilities on the statement of net position. | | |
| | | (4,442,020) |
| Repayment of bond, loans and note principal is an expenditure in the governmental funds, but the repayment reduces long-term liabilities on the statement of net position. | | |
| | | 1,841,910 |
| In the statement of activities, interest is accrued on outstanding bonds, whereas in governmental funds, an interest expenditure is reported when due. | | |
| Change in accrued interest payable | 10,641 | |
| Amortization of deferred amounts on refunding | (5,082) | |
| Amortization of bond premiums | 96,362 | |
| Total | | 101,921 |
| Contractually required pension/OPEB contributions are reported as expenditures in governmental funds; however, the statement of net position reports these amounts as deferred outflows. | | |
| Pension | | 3,387,811 |
| Except for amounts reported as deferred inflows/outflows, changes in the net pension asset/liability and net OPEB liability/asset are reported as pension/OPEB expense in the statement of activities. | | |
| Pension | | (1,929,199) |
| OPEB | | 15,006,291 |
| Some expenses reported in the statement of activities, such as compensated absences, do not require the use of current financial resources and therefore are not reported as expenditures in governmental funds. | | |
| | | 106,725 |
| Change in net position of governmental activities | \$ | 22,518,646 |

SEE ACCOMPANYING NOTES TO THE BASIC FINANCIAL STATEMENTS

UNION COUNTY, OHIO

STATEMENT OF REVENUES, EXPENDITURES AND CHANGES IN
FUND BALANCE - BUDGET AND ACTUAL (NON-GAAP BUDGETARY BASIS)
GENERAL FUND
FOR THE YEAR ENDED DECEMBER 31, 2021

| | <u>Budgeted Amounts</u> | | | Variance with Final Budget Positive (Negative) |
|---------------------------------------------|-------------------------|--------------------|---------------------|-------------------------------------------------------------------|
| | <u>Original</u> | <u>Final</u> | <u>Actual</u> | |
| Revenues: | | | | |
| Property and other local taxes | \$ 6,041,266 | \$ 6,041,266 | \$ 6,345,295 | \$ 304,029 |
| Sales taxes | 12,438,462 | 12,653,449 | 13,669,745 | 1,016,296 |
| Charges for services | 4,042,473 | 4,042,473 | 5,862,496 | 1,820,023 |
| Licenses and permits | 2,625 | 2,625 | 3,975 | 1,350 |
| Fines and forfeitures | 66,503 | 66,503 | 77,122 | 10,619 |
| Intergovernmental | 3,480,051 | 3,188,770 | 3,399,151 | 210,381 |
| Investment income | 452,125 | 452,125 | 396,770 | (55,355) |
| Rental income | 509,371 | 509,371 | 466,133 | (43,238) |
| Other | 199,575 | 199,575 | 160,175 | (39,400) |
| Total revenues | <u>27,232,451</u> | <u>27,156,157</u> | <u>30,380,862</u> | <u>3,224,705</u> |
| Expenditures: | | | | |
| Current: | | | | |
| General government: | | | | |
| Legislative and executive | 11,246,855 | 10,745,622 | 9,147,621 | 1,598,001 |
| Judicial | 4,565,514 | 4,596,641 | 3,991,020 | 605,621 |
| Public safety | 9,077,693 | 9,079,594 | 8,373,406 | 706,188 |
| Public works | 558,778 | 615,288 | 572,182 | 43,106 |
| Health | 320,500 | 319,699 | 205,165 | 114,534 |
| Human services | 1,264,201 | 1,256,890 | 887,636 | 369,254 |
| Economic development | 40,000 | 40,000 | 40,000 | - |
| Conservation and recreation | 86,714 | 86,714 | 86,714 | - |
| Total expenditures | <u>27,160,255</u> | <u>26,740,448</u> | <u>23,303,744</u> | <u>3,436,704</u> |
| Excess of revenues over expenditures | <u>72,196</u> | <u>415,709</u> | <u>7,077,118</u> | <u>6,661,409</u> |
| Other financing sources (uses): | | | | |
| Sale of capital assets | - | - | 11,631 | 11,631 |
| Transfers in | 1,363,749 | 2,376,248 | 1,380,886 | (995,362) |
| Transfers out | (2,497,615) | (9,455,830) | (9,456,351) | (521) |
| Total other financing sources (uses) | <u>(1,133,866)</u> | <u>(7,079,582)</u> | <u>(8,063,834)</u> | <u>(984,252)</u> |
| Net change in fund balances | (1,061,670) | (6,663,873) | (986,716) | 5,677,157 |
| Fund balances at beginning of year | 5,890,583 | 5,890,583 | 5,890,583 | - |
| Prior year encumbrances appropriated | 1,064,130 | 1,064,130 | 1,064,130 | - |
| Fund balance at end of year | <u>\$ 5,893,043</u> | <u>\$ 290,840</u> | <u>\$ 5,967,997</u> | <u>\$ 5,677,157</u> |

SEE ACCOMPANYING NOTES TO THE BASIC FINANCIAL STATEMENTS

UNION COUNTY, OHIO

STATEMENT OF REVENUES, EXPENDITURES AND CHANGES IN
 FUND BALANCE - BUDGET AND ACTUAL (NON-GAAP BUDGETARY BASIS)
 COUNTY BOARD OF DEVELOPMENTAL DISABILITIES
 FOR THE YEAR ENDED DECEMBER 31, 2021

| | <u>Budgeted Amounts</u> | | | Variance with Final Budget Positive (Negative) |
|---------------------------------------------|-------------------------|---------------------|---------------------|-------------------------------------------------------------------|
| | <u>Original</u> | <u>Final</u> | <u>Actual</u> | |
| Revenues: | | | | |
| Property and other local taxes | \$ 6,928,041 | \$ 6,928,041 | \$ 7,553,874 | \$ 625,833 |
| Intergovernmental | 2,457,809 | 2,457,809 | 3,104,993 | 647,184 |
| Contributions and donations | - | - | 50,364 | 50,364 |
| Other | 180,284 | 180,284 | 121,137 | (59,147) |
| Total revenues | <u>9,566,134</u> | <u>9,566,134</u> | <u>10,830,368</u> | <u>1,264,234</u> |
| Expenditures: | | | | |
| Current: | | | | |
| Human services | 12,698,997 | 11,936,109 | 11,782,251 | 153,858 |
| Total expenditures | <u>12,698,997</u> | <u>11,936,109</u> | <u>11,782,251</u> | <u>153,858</u> |
| Excess of expenditures over revenues | <u>(3,132,863)</u> | <u>(2,369,975)</u> | <u>(951,883)</u> | <u>1,418,092</u> |
| Other financing uses: | | | | |
| Transfers out | (192,000) | (744,000) | (570,000) | 174,000 |
| Total other financing uses | <u>(192,000)</u> | <u>(744,000)</u> | <u>(570,000)</u> | <u>174,000</u> |
| Net change in fund balances | (3,324,863) | (3,113,975) | (1,521,883) | 1,592,092 |
| Fund balances at beginning of year | 9,716,829 | 9,716,829 | 9,716,829 | - |
| Prior year encumbrances appropriated | 293,698 | 293,698 | 293,698 | - |
| Fund balance at end of year | <u>\$ 6,685,664</u> | <u>\$ 6,896,552</u> | <u>\$ 8,488,644</u> | <u>\$ 1,592,092</u> |

SEE ACCOMPANYING NOTES TO THE BASIC FINANCIAL STATEMENTS

UNION COUNTY, OHIO

STATEMENT OF REVENUES, EXPENDITURES AND CHANGES IN
 FUND BALANCE - BUDGET AND ACTUAL (NON-GAAP BUDGETARY BASIS)
 MOTOR VEHICLE AND GAS TAX
 FOR THE YEAR ENDED DECEMBER 31, 2021

| | <u>Budgeted Amounts</u> | | | Variance with Final Budget Positive (Negative) |
|---------------------------------------------|-------------------------|---------------------|---------------------|-------------------------------------------------------------------|
| | <u>Original</u> | <u>Final</u> | <u>Actual</u> | |
| Revenues: | | | | |
| Sales taxes | \$ 1,617,086 | \$ 1,617,086 | \$ 1,708,327 | \$ 91,241 |
| Charges for services | 660,000 | 660,000 | 918,140 | 258,140 |
| Licenses and permits | 4,000 | 4,000 | 4,000 | - |
| Intergovernmental | 6,771,000 | 6,771,000 | 6,996,055 | 225,055 |
| Investment income | 25,000 | 25,000 | 11,250 | (13,750) |
| Other | 45,000 | 45,000 | 248,338 | 203,338 |
| Total revenues | <u>9,122,086</u> | <u>9,122,086</u> | <u>9,886,110</u> | <u>764,024</u> |
| Expenditures: | | | | |
| Current: | | | | |
| Public works | 10,027,195 | 9,791,351 | 8,162,818 | 1,628,533 |
| Debt service: | | | | |
| Principal retirement | - | 205,362 | 205,362 | - |
| Interest and fiscal charges | - | 5,239 | 5,239 | - |
| Total expenditures | <u>10,027,195</u> | <u>10,001,952</u> | <u>8,373,419</u> | <u>1,628,533</u> |
| Net change in fund balances | (905,109) | (879,866) | 1,512,691 | 2,392,557 |
| Fund balances at beginning of year | 1,860,294 | 1,860,294 | 1,860,294 | - |
| Prior year encumbrances appropriated | 135,764 | 135,764 | 135,764 | - |
| Fund balance at end of year | <u>\$ 1,090,949</u> | <u>\$ 1,116,192</u> | <u>\$ 3,508,749</u> | <u>\$ 2,392,557</u> |

SEE ACCOMPANYING NOTES TO THE BASIC FINANCIAL STATEMENTS

UNION COUNTY, OHIO

STATEMENT OF REVENUES, EXPENDITURES AND CHANGES IN
 FUND BALANCE - BUDGET AND ACTUAL (NON-GAAP BUDGETARY BASIS)
 LOCAL FISCAL RECOVERY FUND
 FOR THE YEAR ENDED DECEMBER 31, 2021

| | <u>Budgeted Amounts</u> | | | Variance with Final Budget Positive (Negative) |
|-------------------------------------------|-------------------------|---------------------|---------------------|-------------------------------------------------------------------|
| | <u>Original</u> | <u>Final</u> | <u>Actual</u> | |
| Revenues: | | | | |
| Intergovernmental | \$ - | \$ 5,728,864 | \$ 5,728,864 | \$ - |
| Investment income | - | - | 5,182 | 5,182 |
| Total revenues | <u>-</u> | <u>5,728,864</u> | <u>5,734,046</u> | <u>5,182</u> |
| Net change in fund balances | - | 5,728,864 | 5,734,046 | 5,182 |
| Fund balances at beginning of year | <u>-</u> | <u>-</u> | <u>-</u> | <u>-</u> |
| Fund balance at end of year | <u>\$ -</u> | <u>\$ 5,728,864</u> | <u>\$ 5,734,046</u> | <u>\$ 5,182</u> |

SEE ACCOMPANYING NOTES TO THE BASIC FINANCIAL STATEMENTS

UNION COUNTY, OHIO

STATEMENT OF NET POSITION
 PROPRIETARY FUNDS
 DECEMBER 31, 2021

| | Business-type Activities - Enterprise Funds | | |
|----------------------------------------------------|----------------------------------------------------|-------------------------------------|---------------------|
| | Sanitary Sewer | Building and Development | Total |
| Assets: | | | |
| Current assets: | | | |
| Equity in pooled cash and cash equivalents | \$ 1,271,852 | \$ 3,495,356 | \$ 4,767,208 |
| Receivables (net of allowance for uncollectibles): | | | |
| Accounts | - | 19,470 | 19,470 |
| Interfund loans | - | 318,575 | 318,575 |
| Prepayments | 248 | 69 | 317 |
| Total current assets | <u>1,272,100</u> | <u>3,833,470</u> | <u>5,105,570</u> |
| Noncurrent assets: | | | |
| Net pension assets | 2,090 | 17,757 | 19,847 |
| Net OPEB assets | 11,390 | 96,757 | 108,147 |
| Capital assets: | | | |
| Non-depreciable capital assets | 28,541 | - | 28,541 |
| Depreciable capital assets, net | 5,462,043 | 66,273 | 5,528,316 |
| Total capital assets | <u>5,490,584</u> | <u>66,273</u> | <u>5,556,857</u> |
| Total noncurrent assets | <u>5,504,064</u> | <u>180,787</u> | <u>5,684,851</u> |
| Total assets | <u>6,776,164</u> | <u>4,014,257</u> | <u>10,790,421</u> |
| Deferred outflows of resources: | | | |
| Pension | 32,405 | 138,888 | 171,293 |
| OPEB | 16,318 | 56,291 | 72,609 |
| Total deferred outflows of resources | <u>48,723</u> | <u>195,179</u> | <u>243,902</u> |
| Liabilities: | | | |
| Current liabilities: | | | |
| Accounts payable | 13,384 | 25,813 | 39,197 |
| Accrued wages and benefits payable | 5,757 | 47,763 | 53,520 |
| Accrued interest payable | 12,913 | - | 12,913 |
| Due to other governments | 4,890 | 14,476 | 19,366 |
| Current portion of compensated absences payable | 7,046 | 40,694 | 47,740 |
| Current portion of revenue bonds payable | 10,344 | - | 10,344 |
| Current portion of OPWC loans payable | 16,532 | - | 16,532 |
| Total current liabilities | <u>70,866</u> | <u>128,746</u> | <u>199,612</u> |
| Long-term liabilities: | | | |
| Compensated absences payable | 607 | 876 | 1,483 |
| Revenue bonds payable | 585,618 | - | 585,618 |
| OPWC loans payable | 330,647 | - | 330,647 |
| Net pension liability | 95,128 | 808,093 | 903,221 |
| Total long-term liabilities | <u>1,012,000</u> | <u>808,969</u> | <u>1,820,969</u> |
| Total liabilities | <u>1,082,866</u> | <u>937,715</u> | <u>2,020,581</u> |
| Deferred inflows of resources: | | | |
| Pension | 41,763 | 378,564 | 420,327 |
| OPEB | 34,801 | 310,983 | 345,784 |
| Total deferred inflows of resources | <u>76,564</u> | <u>689,547</u> | <u>766,111</u> |
| Net position: | | | |
| Net investment in capital assets | 4,547,443 | 66,273 | 4,613,716 |
| Unrestricted | 1,118,014 | 2,515,901 | 3,633,915 |
| Total net position | <u>\$ 5,665,457</u> | <u>\$ 2,582,174</u> | <u>\$ 8,247,631</u> |

SEE ACCOMPANYING NOTES TO THE BASIC FINANCIAL STATEMENTS

UNION COUNTY, OHIO

STATEMENT OF REVENUES, EXPENSES AND
CHANGES IN NET POSITION
PROPRIETARY FUNDS
FOR THE YEAR ENDED DECEMBER 31, 2021

| | Business-type Activities - Enterprise Funds | | |
|-----------------------------------------------|----------------------------------------------------|-------------------------------------|---------------------|
| | Sanitary Sewer | Building and Development | Total |
| Operating revenues: | | | |
| Charges for services | \$ 379,925 | \$ 2,383,555 | \$ 2,763,480 |
| License and permits | 300 | 103,505 | 103,805 |
| Special assessments | 48,167 | - | 48,167 |
| Other operating revenues | - | 9,768 | 9,768 |
| Total operating revenues | 428,392 | 2,496,828 | 2,925,220 |
| Operating expenses: | | | |
| Personal services | 73,891 | 390,802 | 464,693 |
| Contract services | 256,981 | 549,525 | 806,506 |
| Materials and supplies | 59,009 | 15,976 | 74,985 |
| Depreciation | 137,100 | 7,768 | 144,868 |
| Other | 125 | 34,074 | 34,199 |
| Total operating expenses | 527,106 | 998,145 | 1,525,251 |
| Operating income (loss) | (98,714) | 1,498,683 | 1,399,969 |
| Nonoperating revenues (expenses): | | | |
| Interest revenue | 5,163 | 5,239 | 10,402 |
| Interest expense and fiscal charges | (19,478) | - | (19,478) |
| Total nonoperating revenues (expenses) | (14,315) | 5,239 | (9,076) |
| Income (loss) before transfers | (113,029) | 1,503,922 | 1,390,893 |
| Transfer out | (29,714) | (1,677,739) | (1,707,453) |
| Change in net position | (142,743) | (173,817) | (316,560) |
| Net position at beginning of year | 5,808,200 | 2,755,991 | 8,564,191 |
| Net position at end of year | \$ 5,665,457 | \$ 2,582,174 | \$ 8,247,631 |

SEE ACCOMPANYING NOTES TO THE BASIC FINANCIAL STATEMENTS

UNION COUNTY, OHIO

STATEMENT OF CASH FLOWS
 PROPRIETARY FUNDS
 FOR THE YEAR ENDED DECEMBER 31, 2021

| | Business-type Activities - Enterprise Funds | | |
|----------------------------------------------------------------------|----------------------------------------------------|-------------------------------------|---------------------|
| | Sanitary Sewer | Building and Development | Total |
| Cash flows from operating activities: | | | |
| Cash received from sales/service charges | \$ 379,925 | \$ 2,377,423 | \$ 2,757,348 |
| Cash received from license and permits | 300 | 127,045 | 127,345 |
| Cash received from special assessments | 48,167 | - | 48,167 |
| Cash payments for personal services | (134,793) | (1,102,996) | (1,237,789) |
| Cash payments for contractual services | (258,613) | (622,436) | (881,049) |
| Cash payments for materials and supplies | (60,011) | (13,779) | (73,790) |
| Cash payments for other expenses | (125) | (31,567) | (31,692) |
| Net cash provided by (used in) operating activities | <u>(25,150)</u> | <u>733,690</u> | <u>708,540</u> |
| Cash flows from noncapital financing activities: | | | |
| Cash used in transfers out | (29,714) | (1,677,739) | (1,707,453) |
| Cash received from interfund loans | - | 210,601 | 210,601 |
| Net cash used in noncapital noncapital financing activities | <u>(29,714)</u> | <u>(1,467,138)</u> | <u>(1,496,852)</u> |
| Cash flows from capital and related financing activities: | | | |
| Acquisition of capital assets | (4,747) | - | (4,747) |
| Principal payments on bonds and loans | (34,817) | - | (34,817) |
| Interest and fiscal charges | (19,694) | - | (19,694) |
| Net cash used in capital and related financing activities | <u>(59,258)</u> | <u>-</u> | <u>(59,258)</u> |
| Cash flows from investing activities: | | | |
| Interest received | 5,163 | - | 5,163 |
| Net cash provided by investing activities | <u>5,163</u> | <u>-</u> | <u>5,163</u> |
| Net change in cash and cash equivalents | (108,959) | (733,448) | (842,407) |
| Cash and cash equivalents at beginning of year | 1,380,811 | 4,228,804 | 5,609,615 |
| Cash and cash equivalents at end of year | <u>\$ 1,271,852</u> | <u>\$ 3,495,356</u> | <u>\$ 4,767,208</u> |

(Continued)

UNION COUNTY, OHIO

STATEMENT OF CASH FLOWS
 PROPRIETARY FUNDS (CONTINUED)
 FOR THE YEAR ENDED DECEMBER 31, 2021

| | Business-type Activities - Enterprise Funds | | |
|----------------------------------------------------------------------------------------------------------|----------------------------------------------------|-------------------------------------|--------------|
| | Sanitary Sewer | Building and Development | Total |
| Reconciliation of operating income (loss) to net cash provided by (used in) operating activities: | | | |
| Operating income (loss) | \$ (98,714) | \$ 1,498,683 | \$ 1,399,969 |
| Adjustments: | | | |
| Depreciation | 137,100 | 7,768 | 144,868 |
| Changes in assets, deferred outflows of resources, liabilities and deferred inflows of resources: | | | |
| Accounts receivable | 279 | (15,900) | (15,621) |
| Due from external parties | - | 23,540 | 23,540 |
| Prepayments | 434 | 311 | 745 |
| Net pension assets | (874) | (5,145) | (6,019) |
| Net OPEB assets | (11,390) | (96,757) | (108,147) |
| Deferred outflows of resources - pension | (13,581) | 113,144 | 99,563 |
| Deferred outflows of resources - OPEB | (4,239) | 110,050 | 105,811 |
| Accounts payable | (1,097) | (70,714) | (71,811) |
| Accrued wages and benefits | 2,139 | 3,911 | 6,050 |
| Due to other governments | (1,861) | 3,189 | 1,328 |
| Compensated absences payable | 748 | (100,492) | (99,744) |
| Net pension liability | (7,041) | (251,946) | (258,987) |
| Net OPEB liability | (71,019) | (736,846) | (807,865) |
| Deferred inflows of resources - pension | 19,648 | 82,469 | 102,117 |
| Deferred inflows of resources - OPEB | 24,318 | 168,425 | 192,743 |
| Net cash provided by (used in) operating activities | \$ (25,150) | \$ 733,690 | \$ 708,540 |

SEE ACCOMPANYING NOTES TO THE BASIC FINANCIAL STATEMENTS

UNION COUNTY, OHIO

STATEMENT OF FIDUCIARY NET POSITION
CUSTODIAL FUNDS
DECEMBER 31, 2021

| | Custodial |
|-----------------------------------------------------------------|------------------|
| Assets: | |
| Equity in pooled cash and cash equivalents | \$ 11,146,254 |
| Cash and cash equivalents in segregated accounts | 1,714,155 |
| Receivables (net of allowances for uncollectibles): | |
| Real estate and other taxes | 104,738,903 |
| Due from other governments | 3,100,054 |
| Prepayments | 3,586 |
| Total assets | 120,702,952 |
| Liabilities: | |
| Accounts payable | 121,757 |
| Due to other governments | 3,588,541 |
| Due to external parties | 6,025 |
| Total liabilities | 3,716,323 |
| Deferred inflows of resources: | |
| Property taxes levied for the next fiscal year | 102,865,744 |
| Total deferred inflows of resources | 102,865,744 |
| Net position: | |
| Restricted for individuals, organizations and other governments | 14,120,885 |
| Total net position | \$ 14,120,885 |

SEE ACCOMPANYING NOTES TO THE BASIC FINANCIAL STATEMENTS

UNION COUNTY, OHIO

STATEMENT OF CHANGES IN FIDUCIARY NET POSITION
CUSTODIAL FUNDS
FOR THE YEAR ENDED DECEMBER 31, 2021

| | Custodial |
|---------------------------------------------------------------|----------------------|
| Additions: | |
| Intergovernmental | \$ 8,593,894 |
| Amounts received as fiscal agent | 10,883,766 |
| Licenses, permits and fees for other governments | 56,499,080 |
| Fines and forfeitures for other governments | 813,591 |
| Property tax collection for other governments | 110,599,400 |
| Earnings on investments | 3,462 |
| Total additions | 187,393,193 |
| Deductions: | |
| Distributions of state funds to other governments | 5,676,362 |
| Distributions as fiscal agent | 10,314,176 |
| Licenses, permits and fees distributions to other governments | 55,880,229 |
| Fines and forfeitures distributions to other governments | 683,632 |
| Property tax distributions to other governments | 112,757,169 |
| Total deductions | 185,311,568 |
| Net change in fiduciary net position | 2,081,625 |
| Net position beginning of year | 12,039,260 |
| Net position end of year | \$ 14,120,885 |

SEE ACCOMPANYING NOTES TO THE BASIC FINANCIAL STATEMENTS

UNION COUNTY, OHIO

NOTES TO THE BASIC FINANCIAL STATEMENTS FOR THE YEAR ENDED DECEMBER 31, 2021

NOTE 1 - DESCRIPTION OF THE COUNTY

Union County, Ohio (the "County"), was created in 1820. The County is governed by a Board of three commissioners elected by the voters of the County. Other officials elected by the voters of the County that are responsible for various aspects of the County's government are the Auditor, Treasurer, Recorder, Clerk of Courts, Coroner, Engineer, Prosecuting Attorney, Sheriff, a Common Pleas Court Judge, and a Probate and Juvenile Court Judge.

Although the elected officials manage the internal operations of their respective departments, the County Commissioners authorize expenditures as well as serve as the budget and taxing authority, contracting body, and the chief administrators of public services for the County, including each of these departments.

The reporting entity is comprised of the primary government, component units, and other organizations that are included to ensure that the financial statements of the County are not misleading.

NOTE 2 - SUMMARY OF SIGNIFICANT ACCOUNTING POLICIES

The basic financial statements (BFS) of the County have been prepared in conformity with accounting principles generally accepted in the United States of America ("GAAP") as applied to governmental units. The Governmental Accounting Standards Board ("GASB") is the accepted standard setting body for establishing governmental accounting and financial reporting principles.

The most significant of the County's accounting policies are described below.

A. Reporting Entity

The County's reporting entity has been defined in accordance with GASB Statement No. 14, "The Financial Reporting Entity" as amended by GASB Statement No. 39, "Determining Whether Certain Organizations Are Component Units" and GASB Statement No. 61, "The Financial Reporting Entity: Omnibus an Amendment of GASB Statements No. 14 and No. 34". The basic financial statements include all funds, agencies, boards, commissions, and component units for which the County and the County Commissioners are "accountable". Accountability as defined in GASB Statement No. 14, GASB Statement No. 39 and GASB Statement No. 61 was evaluated based on financial accountability, the nature and significance of the potential component unit's (PCU) relationship with the County and whether exclusion would cause the County's basic financial statements to be misleading or incomplete. Among the factors considered were separate legal standing; appointment of a voting majority of the PCU's Board; fiscal dependency and whether a benefit or burden relationship exists; imposition of will; and the nature and significance of the PCU's relationship with the County.

PRIMARY GOVERNMENT

The primary government consists of all funds, departments, boards and agencies that are not legally separate from the County. For Union County, this includes the Union County Board of Developmental Disabilities (DD); Mental Health and Recovery Board of Union County (MHRB); Union County Children's Services Board; and, departments and activities that are directly operated by the elected County officials.

UNION COUNTY, OHIO

NOTES TO THE BASIC FINANCIAL STATEMENTS FOR THE YEAR ENDED DECEMBER 31, 2021

NOTE 2 - SUMMARY OF SIGNIFICANT ACCOUNTING POLICIES - (Continued)

Based on the foregoing criteria, the financial activities of the following PCU's have been reflected in the accompanying basic financial statements as follows:

COMPONENT UNITS

Component units are legally separate organizations for which the County is financially accountable. The County is financially accountable for an organization if the County appoints a voting majority of the organization's governing board and (1) the County is able to significantly influence the programs or services performed or provided by the organization; or (2) the County is legally entitled to or can otherwise access the organization's resources; the County is legally obligated or has otherwise assumed the responsibility to finance the deficits of, or provide financial support to, the organization; or the County is obligated for the debt of the organization. Component units may also include organizations that are fiscally dependent on the County in that the County approves the budget, the issuance of debt, or the levying of taxes.

DISCRETELY PRESENTED COMPONENT UNITS

The component unit columns in the financial statements present the financial data of the County's discretely presented component units, Memorial Hospital of Union County and the Union County Airport Authority. They are reported separately to emphasize that they are legally separate from the County.

Memorial Hospital of Union County - The Memorial Hospital of Union County (the "Hospital") is an acute care hospital located in Marysville, Ohio. The Hospital is a political subdivision of the State of Ohio and was formed under the provisions of the Ohio Revised Code. The Hospital is operated by a board of trustees (the Trustees). Members of the board of trustees are appointed by the County commissioners and County judges. The Hospital has been included as component unit as it appoints a voting majority of the board of trustees, the County is able to impose its will on the Hospital but does not meet the blending criteria for component units. Separately issued financial statements can be obtained from the Hospital's chief financial officer at 500 London Avenue, Marysville, Ohio 43040.

Union County Airport Authority - The Union County Airport Authority (the "Airport Authority") was established according to Section 308.03 of the Ohio Revised Code. The Airport Authority is governed by a six member Board of Trustees appointed by the Union County Commissioners. The County Commissioners budget funds for airport operations and are responsible for the debt and deficits of the Airport Authority. Due to the imposition of will exerted by the County Commissioners as well as the financial burden for the Airport Authority, the Airport Authority is presented separately as a component unit of Union County. The Airport Authority operates on a year ending December 31. Separately issued financial statements can be obtained from the Airport Authority, 233 West 6th Street, Marysville, Ohio 43040.

UNION COUNTY, OHIO

NOTES TO THE BASIC FINANCIAL STATEMENTS FOR THE YEAR ENDED DECEMBER 31, 2021

NOTE 2 - SUMMARY OF SIGNIFICANT ACCOUNTING POLICIES - (Continued)

OTHER COMPONENT UNIT

The County has the following component unit that is not reported in a column on the financial statements due to a low level of activity:

Union County Land Reutilization Corporation (the "Land Bank") - The Land Bank is a county land reutilization corporation that was formed on August 4, 2016, when the Union County Board of Commissioners authorized the incorporation of the Land Bank under Chapter 1724 of the Ohio Revised Code through resolution as a not-for-profit corporation under the laws of the State of Ohio. The purpose of the Land Bank is for reclaiming, rehabilitating or reutilizing economically non-productive land throughout the County. The Corporation can potentially address parcels where the fair value of the property has been greatly exceeded by the delinquent taxes and assessed liens and are therefore not economically feasible to initiate foreclosure actions upon. By establishing the Land Bank, the County can begin to address dilapidated housing issues in communities located in the County and also return properties to productive use. The Land Bank has been designated as the County's agent to further its mission to reclaim, rehabilitate, and reutilize vacant, abandoned, tax foreclosed and other real property in the County by exercising the powers of the County under Chapter 5722 of the Ohio Revised Code. The Board of Directors is primarily made up of elected officials of the County. Separately issued financial statements can be obtained from the Land Bank by contacting Andrew Smarra, Union County Treasurer, 233 West Sixth Street, Marysville, Ohio, 43040.

As counties are structured in Ohio, the County Auditor and County Treasurer, respectively, serve as fiscal officer and custodian of funds for various agencies, Boards and commissions. As fiscal officer the County Auditor certifies the availability of cash and appropriations prior to the processing of payments and purchases. As the custodian of all public funds, the County Treasurer invests public monies held on deposit in the County Treasury.

In the case of the separate agencies, Boards and commissions listed below, the County serves as fiscal agent and custodian, but is not accountable; therefore, the operations of the following PCU's have been excluded from the County's BFS, but the funds held on behalf of these PCU's in the County Treasury are included in the custodial funds within the BFS.

Union County General Health District
Union County Soil and Water Conservation District
Council of Union County Families
Central Ohio Youth Center
Union County Joint Recreation District
Logan, Union and Champaign Regional Planning Commission
Probation Improvement Program
Union County Council of Governments

UNION COUNTY, OHIO

NOTES TO THE BASIC FINANCIAL STATEMENTS FOR THE YEAR ENDED DECEMBER 31, 2021

NOTE 2 - SUMMARY OF SIGNIFICANT ACCOUNTING POLICIES - (Continued)

JOINTLY GOVERNED ORGANIZATIONS

Central Ohio Youth Center

The Central Ohio Youth Center (the “Center”) is a jointly governed organization involving Union, Champaign, Delaware, and Madison Counties. The Center provides facilities for the training, treatment and rehabilitation of delinquent, dependent, abused or neglected children and was established under Section 2151.34 of the Ohio Revised Code. The operation of the Center is controlled by a joint Board of Trustees whose membership consists of two appointees of the Union County Commissioners, and one appointee from Champaign, Delaware and Madison Counties. Each county’s ability to influence the operations of the Center is limited to its representation on the board of trustees. Appropriations are adopted by the joint board of trustees who exercise control over the operation, maintenance and construction of the Center. Union County serves as the fiscal agent. Each county is charged for its share of the operating costs of the Center based on the number of individuals from its County in attendance. In 2021, Union County contributed \$434,641 for the Center’s operations which represents 19.93% of total contributions. Additional information may be obtained by writing to the Central Ohio Youth Center, 18100 St. Rt. 4, Marysville, Ohio 43040.

North Central Ohio Solid Waste Management District (the “District”)

Union County participates in a jointly governed solid waste management district, along with Allen, Champaign, Hardin, Madison and Shelby Counties. The District was established following the requirements of House Bill 592. The Board of Directors consists of County Commissioners from each County. Each county’s ability to influence the operations of the District is limited to its representation on the Board of Directors. The original funding for the District was contributed by each county based on its population compared to the total population of all participating counties. For Union County, this represented 10 percent of total contributions. It is the intent of the District to be totally self-supporting and not require any funding from the participating counties. In 2021, no contribution was required of Union County. Allen County, being the largest of the six counties, is the fiscal agent of the District. Additional information may be obtained by writing to the North Central Ohio Solid Waste Management District, Suite 301, 212 N. Elizabeth St., Lima, Ohio 45801.

Logan, Union, Champaign Regional Planning Commission

Union County participates in the Logan, Union, Champaign Regional Planning Commission (the “Commission”) which is a statutorily created political subdivision of the State. The Commission is jointly governed among Logan, Union and Champaign Counties, and the cities of Bellefontaine, Marysville, and Urbana. Each member’s control over the operation of the Commission is limited to its representation on the Board. The Commission makes studies, maps, plans, recommendations and reports concerning the physical, environmental, social, economic and governmental characteristics, functions and services of the entities involved. In 2021, Union County contributed \$26,545. Due to the 2010 census, Union County became the fiscal agent in 2012. Additional information may be obtained by writing to the LUC Regional Planning Commission, P.O. Box 141, East Liberty, Ohio 43319.

Union County Joint Recreation District

The Union County Joint Recreation District (the “District”) is a jointly governed organization involving Union County, the City of Marysville and Paris Township. The District was established for the purpose of acquiring, developing, operating and maintaining a sports complex and bicycle/walking trail in Union County.

UNION COUNTY, OHIO

NOTES TO THE BASIC FINANCIAL STATEMENTS FOR THE YEAR ENDED DECEMBER 31, 2021

NOTE 2 - SUMMARY OF SIGNIFICANT ACCOUNTING POLICIES - (Continued)

The District's Board of Trustees consists of seven members, three appointed by the County Commissioners, three appointed by the Mayor of Marysville, and one appointed by the Paris Township Trustees. Each entity's ability to influence the operations of the District is limited to its representation on the Board of Trustees. In 2021, Union County contributed \$40,714 to the District's operations. Additional information may be obtained by writing to the Marysville/Union County Joint Recreation District, 125 E. 6th Street, Marysville, Ohio 43040.

Marysville-Union County Port Authority

The Marysville-Union County Port Authority is a joint agreement between the City of Marysville, Ohio and Union County to promote transportation, economic development, housing, recreation, education, governmental operation, culture, research and the creation and preservation of jobs and employment opportunities. The City of Marysville Mayor (with the advice and consent of Council of the City) and the Union County Board of Commissioners appoint three members each, with a joint appointment from the City and County. Additional information may be obtained by writing to the Marysville-Union County Port Authority, 227 East 5th Street, Marysville, Ohio 43040.

West Central Ohio Network

The West Central Ohio Network (West Con) is a jointly governed organization among Darke, Miami, Auglaize, Mercer, Logan, Shelby, Preble, Hardin, Seneca, Champaign, Sandusky, Wyandot and Union counties. West Con was created to serve as the administrator and fiscal agent of Supported Living funds for the Board of Developmental Disabilities (DD Board) of each of the participating counties. The degree of control exercised by any participating government is limited to its representation on the Board of Directors (the Board) of West Con. The Board consists of one delegate, who is the Superintendent, from each of the participating DD Boards. During 2021, the County contributed \$2,084,895 to West Con. Financial information can be obtained from West Con, Executive Director, 315 East Court Street, Sidney, Ohio 45365.

NW 33 Innovation Corridor Council of Governments (COG)

The Council of Governments (COG) is a jointly governed organization involving the City of Marysville, Union County, the Marysville-Union County Port Authority and the City of Dublin. The COG was established to oversee and manage development of the NW 33 Innovation Corridor (US-33 Corridor). Its overall purpose is to review, evaluate and make recommendations relative to the planning, programming, location, financing and scheduling of public facility projects within the region that affects the development of the US-33 Corridor area. The COG's board consist of one member from each entity with a fifth member as appointed by the City of Marysville, Union County and the Marysville-Union County Port Authority. During 2021, the County did not contributed any amounts to the COG. Additional information may be obtained by writing to the City of Marysville, 209 South Main Street, Marysville, Ohio 43040.

Central Ohio Rural Planning Organization (CORPO)

The Central Ohio Rural Planning Organization (CORPO) is as designated as the "Rural Planning Organization" (RPO) for the counties surrounding the Columbus metropolitan planning area in the Mid-Ohio Regional Planning Commission's area of interest and designated by a MORPC agreement with ODOT. The Rural Planning Committee is the forum for cooperative decision-making that will be taking the required approval actions as the CORPO. The goal is for the State of Ohio is to designate the Rural Planning Committee as an Regional Transportation Planning Organization per 23 USC Section 135(m), as amended to enhance the planning, coordination and implementation of statewide strategic long-range transportation plans and transportation improvement programs, with an emphasis on addressing the needs of non-metropolitan areas of the State. Additional information may be obtained by writing MORPC, 111 Liberty Street, Suite 100, Columbus, Ohio 43215.

UNION COUNTY, OHIO

NOTES TO THE BASIC FINANCIAL STATEMENTS FOR THE YEAR ENDED DECEMBER 31, 2021

NOTE 2 - SUMMARY OF SIGNIFICANT ACCOUNTING POLICIES - (Continued)

JOINT VENTURES

Union County Council of Governments (COG)

The Union County Council of Governments, established in 2012, is a joint venture between the City of Marysville, the Marysville Exempted Village School District and Union County in order to share resources in the area of technology. The COG Governing Board consists of one representative from each entity. Each entity has one third interest in the Council. The County has been appointed as the fiscal agent. In 2021, the County made \$32,970 in reimbursements to the COG. Additional Information may be obtained by writing to the Union County Auditor's Office, 233 West Sixth Street, Marysville, Ohio 43040.

Tri-County Corrections Commission

The Tri-County Corrections Commission is a joint venture for the establishment of a central jail facility for the use of Champaign, Madison, and Union Counties. The operation of the jail is controlled by a joint Board whose membership consists of the sheriff, one judge, and one commissioner from each of the participating counties. Each county's ability to influence the operations of the jail is limited to its representation on the Board. Champaign County has been appointed the fiscal agent for the joint venture. In 2021, Union County contributed \$1,643,000. Additional information may be obtained by writing to the Tri-County Corrections Commission, 1512 U.S. Rt. 68, Urbana, Ohio 43078.

INSURANCE PURCHASING POOLS

The County Risk Sharing Authority, Inc.

The County Risk Sharing Authority, Inc., (CORSA) is an Ohio not-for-profit corporation established by forty-six counties for establishing the CORSA Insurance/Self-Insurance Program, a group primary and excess insurance/self-insurance and risk management programs. Member counties agree to jointly participate in coverage of losses and pay all contributions necessary for the specified insurance coverage provided by CORSA. Each member county has one vote on all matters requiring a vote, to be cast by a designated representative. The affairs of CORSA are managed by an elected Board of not more than nine trustees. Only County Commissioners of member counties are eligible to serve on the Board. No county may have more than one representative on the Board at any time. Each member county's control over the budgeting and financing of CORSA is limited to its voting authority and any representation it may have on the Board of Trustees.

The County Commissioners Association of Ohio Service Corporation

The County is participating in a group rating plan for workers' compensation as established under Section 4123.29 of the Ohio Revised Code. The County Commissioners Association of Ohio Service Corporation (CCAOSC) was established through the County Commissioners Association of Ohio (CCAO) as a group purchasing pool. A group executive committee is responsible for calculating annual rate contributions and rebates, approving the selection of a third party administrator, reviewing and approving proposed third party fees, fees for risk management services and general management fees, determining ongoing eligibility of each participant, and performing any other acts and functions which may be delegated to it by the participating employers. The group executive committee consists of seven members. Two members are the president and treasurer of CCAOSC; the remaining five members are representatives of the participants. These five members are elected for the ensuing year by the participants at a meeting held in the month of December each year. No participant can have more than one member of the group executive committee in any year, and each elected member shall be a County Commissioner.

UNION COUNTY, OHIO

NOTES TO THE BASIC FINANCIAL STATEMENTS FOR THE YEAR ENDED DECEMBER 31, 2021

NOTE 2 - SUMMARY OF SIGNIFICANT ACCOUNTING POLICIES - (Continued)

County Employee Benefits Consortium of Ohio

The County participates with the County Employee Benefits Consortium of Ohio, Inc. (CEBCO), an Ohio not-for-profit corporation with membership open to Ohio political subdivisions to collectively pool resources to purchase employee benefits. The County pays, on a monthly basis, the annual actuarially determined funding rate. Components of the funding rate include the claims fund contribution, incurred but not reported claims, a claim contingency reserve fund, as well as the fixed costs of the consortium.

The business and affairs of the consortium are managed by a board of not less than nine or more than fifteen directors that exercise all powers of the consortium. Two thirds of the directors are County Commissioners of member Counties and one third are employees of the member Counties. Each member of the consortium is entitled to one vote. At all times, one director is required to be a member of the Board of Directors of the CCAO and another is required to be a Board Member of the County Risk Sharing Authority, Inc. (CORSA).

B. Basis of Presentation

Government-Wide Financial Statements - The statement of net position and the statement of activities display information about the County as a whole. These statements include the financial activities of the primary government except for fiduciary funds. The statements distinguish between those activities of the County that are governmental and those that are considered business-type activities.

The statement of net position presents the financial condition of the governmental and business-type activities of the County at year-end. The statement of activities presents a comparison between direct expenses and program revenues for each program or function of the County's governmental activities and for the business-type activities of the County. Direct expenses are those that are specifically associated with a service, program or department and therefore clearly identifiable to a particular function. The policy of the County is to not allocate indirect expenses to functions in the statement of activities. Program revenues include charges paid by the recipient of the goods or services offered by the program, grants and contributions that are restricted to meeting the operational or capital requirements of a particular program. Revenues, which are not classified as program revenues, are presented as general revenues of the County, with certain limited exceptions. The comparison of direct expenses with program revenues identifies the extent to which each business segment or governmental function is self-financing or draws from the general revenues of the County.

Fund Financial Statements - During the year, the County segregates transactions related to certain County functions or activities in separate funds in order to aid financial management and to demonstrate legal compliance. Fund financial statements are designed to present financial information of the County at this more detailed level. The focus of governmental and proprietary fund financial statements is on major funds. Each major fund is presented in a separate column. Nonmajor funds are aggregated and presented in a single column. Fiduciary funds are reported by type.

C. Fund Accounting

The County uses funds to maintain its financial records during the year. A fund is defined as a fiscal and accounting entity with a self-balancing set of accounts. There are three categories of funds: governmental, proprietary and fiduciary.

UNION COUNTY, OHIO

NOTES TO THE BASIC FINANCIAL STATEMENTS FOR THE YEAR ENDED DECEMBER 31, 2021

NOTE 2 - SUMMARY OF SIGNIFICANT ACCOUNTING POLICIES - (Continued)

Governmental Funds - Governmental funds are those through which most governmental functions typically are financed. Governmental fund reporting focuses on the sources, uses and balances of current financial resources. Expendable assets are assigned to the various governmental funds according to the purposes for which they may or must be used. Current liabilities and deferred inflows of resources are assigned to the fund from which they will be paid. The difference between governmental fund assets and deferred outflows of resources and liabilities and deferred inflows of resources is reported as fund balance. The following are the County's major governmental funds:

General - This is the primary operating fund of the County. It accounts for and reports all financial resources of the general government, except those accounted for and reported in another fund.

County Board of Developmental Disabilities (Board of DD) - This fund accounts for the operation of a school and the costs of administering a workshop for the developmentally disabled. Revenue sources are a County-wide property tax levy and State and federal grants.

Motor Vehicle and Gas Tax - This fund accounts for revenues derived from the sale of motor vehicle licenses, gasoline taxes, interest and a portion of the restrict sales tax. Expenditures are restricted by State law and sales tax ballot language to County road and bridge repair and improvement programs.

Local Fiscal Recovery - To account for grant money received under the American Rescue Plan Act (ARPA) that is restricted for use on ARPA programs.

Other governmental funds of the County are used to account for (a) financial resources that are restricted, committed, or assigned to expenditures for capital outlays including the acquisition or construction of capital facilities and other capital assets, (b) specific revenue sources that are restricted or committed to an expenditure for specified purposes other than debt service or capital projects and (c) financial resources that are restricted, committed, or assigned to expenditure for principal and interest.

Proprietary Funds - Proprietary fund reporting focuses on the determination of operating income, changes in net position, financial position and cash flows.

Enterprise Funds - Enterprise funds may be used to account for any activity for which a fee is charged to external users for goods or services. The County has presented the following major proprietary funds:

Sanitary Sewer - To account for the operations of the sewer collection system within the County.

Building and Development - To account for fees collected from the general public for building and construction permits.

Fiduciary Funds - Fiduciary fund reporting focuses on net position and changes in net position. The fiduciary fund category is split into four classifications: pension trust funds, investment trust funds, private-purpose trust funds and custodial funds. Trust funds are distinguished from custodial funds by the existence of a trust agreement or equivalent arrangements that have certain characteristics. Custodial funds are used to report fiduciary activities that are not required to be reported in a trust fund. The County has no trust funds. The County's fiduciary funds are custodial funds which are used to account for property taxes, special assessments, and other "pass through" monies to be distributed to local governments other than the County.

UNION COUNTY, OHIO

NOTES TO THE BASIC FINANCIAL STATEMENTS FOR THE YEAR ENDED DECEMBER 31, 2021

NOTE 2 - SUMMARY OF SIGNIFICANT ACCOUNTING POLICIES - (Continued)

D. Measurement Focus

Government-Wide Financial Statements - The government-wide financial statements are prepared using the economic resources measurement focus. All assets and deferred outflows of resources and all liabilities and deferred inflows of resources associated with the operation of the County are included on the statement of net position.

Fund Financial Statements - All governmental funds are accounted for using a flow of current financial resources measurement focus. With this measurement focus, only current assets, current deferred outflows of resources, current liabilities and current deferred inflows of resources generally are included on the balance sheet. The statement of revenues, expenditures and changes in fund balances reports on the sources (i.e., revenues and other financing sources) and uses (i.e., expenditures and other financing uses) of current financial resources. This approach differs from the manner in which the governmental activities of the government-wide financial statements are prepared. Governmental fund financial statements therefore include a reconciliation with brief explanations to better identify the relationship between the government-wide statements and the statements for governmental funds.

Like the government-wide statements, all proprietary fund types are accounted for on a flow of economic resources measurement focus. All assets, deferred outflows of resources, liabilities and deferred inflows of resources associated with the operation of these funds are included on the statement of net position. The statement of revenues, expenses, and changes in net position presents increases (i.e., revenues) and decreases (i.e., expenses) in net total position. The statement of cash flows provides information about how the County finances and meets the cash flow needs of its proprietary activities.

Fiduciary funds present a statement of changes in fiduciary net position which reports additions to and deductions from custodial funds.

E. Basis of Accounting

Basis of accounting determines when transactions are recorded in the financial records and reported on the basic financial statements. Government-wide financial statements are prepared using the accrual basis of accounting. Governmental funds use the modified accrual basis of accounting. Proprietary and fiduciary funds use the accrual basis of accounting. Differences in the accrual and the modified accrual basis of accounting arise in the recognition of revenue, the recording of deferred outflows of resources, and in the presentation of expenses versus expenditures.

Revenues - Exchange and Nonexchange Transactions - Revenue resulting from exchange transactions, in which each party gives and receives essentially equal value, is recorded on the accrual basis when the exchange takes place. On a modified accrual basis, revenue is recorded in the fiscal year in which the resources are measurable and become available. Available means that the resources will be collected within the current year or are expected to be collected soon enough thereafter to be used to pay liabilities of the current year. For the County, available means expected to be received within thirty-one days of year end.

Nonexchange transactions, in which the County receives value without directly giving equal value in return, include sales taxes, property taxes, payments in lieu of taxes, grants, entitlements and donations. On an accrual basis, revenues from sales taxes are recognized in the year in which the sales are made (See Note 7). Revenue from property taxes is recognized in the year for which the taxes are levied (See Note 6). Revenue from grants, entitlements and donations is recognized in the year in which all eligibility requirements have been satisfied. Eligibility requirements include timing requirements, which specify the year when the resources are required to be used or the year when use is first permitted, matching requirements, in which the County must provide local resources to be used for a specified purpose, and expenditure requirements, in which the resources are provided to the County on a reimbursement basis. On a modified accrual basis, revenue from all other nonexchange transactions must also be available before it can be recognized

UNION COUNTY, OHIO

NOTES TO THE BASIC FINANCIAL STATEMENTS FOR THE YEAR ENDED DECEMBER 31, 2021

NOTE 2 - SUMMARY OF SIGNIFICANT ACCOUNTING POLICIES - (Continued)

Under the modified accrual basis, the following revenue sources are considered to be both measurable and available at year end: sales tax, interest, federal and State grants and subsidies, State-levied locally shared taxes (including motor vehicle license fees and gasoline taxes), fees and rentals.

Deferred Outflows of Resources and Deferred Inflows of Resources - In addition to assets, the government-wide statement of net position will report a separate section for deferred outflows of resources. Deferred outflows of resources, represents a consumption of net position that applies to a future period and will not be recognized as an outflow of resources (expense/expenditure) until then. For the County, see Notes 15 and 16 for deferred outflows of resources related the County's net pension liability/asset and net OPEB asset, respectively. In addition, deferred outflows of resources include a deferred charge on debt refunding. A deferred charge on refunding results from the difference in the carrying value of refunded debt and its reacquisition price. This amount is deferred and amortized over the shorter of the life of the refunded or refunding debt.

In addition to liabilities, both the government-wide statement of net position and the governmental fund financial statements report a separate section for deferred inflows of resources. Deferred inflows of resources represent an acquisition of net position that applies to a future period and will not be recognized as an inflow of resources (revenue) until that time. For the County, deferred inflows of resources include property taxes, payments in lieu of taxes and unavailable revenue. Property taxes and payments in lieu of taxes represent amounts for which there is an enforceable legal claim as of December 31, 2021, but which were levied to finance 2022 operations. These amounts have been recorded as a deferred inflow of resources on both the government-wide statement of net position and the governmental fund financial statements. Unavailable revenue is reported only on the governmental funds balance sheet, and represents receivables which will not be collected within the available period. For the County, unavailable revenue includes, but is not limited to, sales taxes, delinquent property taxes and intergovernmental grants. These amounts are deferred and recognized as an inflow of resources in the period the amounts become available.

For the County, see Notes 15 and 16 for deferred inflows of resources related to the County's net pension liability/asset and net OPEB asset, respectively. This deferred inflow of resources is only reported on the government-wide statement of net position.

Expense/Expenditures - On the accrual basis of accounting, expenses are recognized at the time they are incurred.

The measurement focus of governmental fund accounting is on decreases in net financial resources (expenditures) rather than expenses. Expenditures are generally recognized in the accounting period in which the related fund liability is incurred, if measurable. Allocations of cost, such as depreciation and amortization, are not recognized in governmental funds.

F. Budgetary Data

The budgetary process is prescribed by provisions of the Ohio Revised Code and entails the preparation of budgetary documents within an established timetable. The major documents prepared are the tax budget, the certificate of estimated resources, and the appropriation resolution, all of which are prepared on the budgetary basis of accounting. The certificate of estimated resources and the appropriation resolution are subject to amendment throughout the year with the legal restriction that appropriations cannot exceed estimated resources, as certified.

All funds, other than custodial funds, are legally required to be budgeted and appropriated. The level of budgetary control is at the object level within each department. Although the legal level of budgetary control was established at the object level within each department level of expenditures, the County has elected to present budgetary statement comparisons at the fund and function levels of expenditures included within the basic financial statements. Budgetary modifications at the legal level of budgetary control may only be made by resolution of the County Commissioners.

UNION COUNTY, OHIO

NOTES TO THE BASIC FINANCIAL STATEMENTS FOR THE YEAR ENDED DECEMBER 31, 2021

NOTE 2 - SUMMARY OF SIGNIFICANT ACCOUNTING POLICIES - (Continued)

Budgetary information for the Memorial Hospital of Union County and Airport Authority (component units) are not reported because they are not included in the entity for which the “appropriated budget” is adopted, and they do not maintain separate budgetary records.

Tax Budget - A budget of estimated cash receipts and disbursements is submitted to the County Auditor, as secretary of the County Budget Commission, by July 20 of each year, for the period January 1 to December 31 of the following year. The purpose of the tax budget is to reflect the need for existing (or increased) tax rates. The County Budget Commission waived the requirement for the tax budget for 2021.

Estimated Resources - The County Budget Commission determines if the budget substantiates a need to levy the full amount of authorized property tax rates and reviews revenue estimates. The Commission certifies its actions to the County by September 1. As part of this certification, the County receives the official certificate of estimated resources, which states the projected revenue of each fund.

On or about January 1, the certificate of estimated resources is amended to include unencumbered fund balances at December 31. Further amendments may be made during the year if the County Auditor determines that revenue to be collected will be greater than or less than the prior estimates and the Budget Commission find the revised estimates to be reasonable. The amounts set forth in the budgetary statements represent estimates from the first (original budget) and final (final budget) amended certificates issued during 2021.

Appropriations - A temporary appropriations resolution to control expenditures may be passed on or about January 1 of each year for the period January 1 to March 31. An annual appropriations resolution must be passed by April 1 of each year for the period January 1 to December 31. The appropriations resolution may be amended during the year as new information becomes available, provided that total fund appropriations do not exceed current estimated resources, as certified.

The allocation of appropriations among departments and objects within a fund (the legal level of budgetary control) may be modified during the year by a resolution of the County Commissioners. Several supplemental appropriation resolutions were legally enacted by the County Commissioners during the year. In the budgetary statements, the original budgeted amounts represent the original budgeted appropriations that covered the entire year of 2021. The final budgeted figures reflect the original budgeted amounts plus all budgetary amendments and supplemental appropriations that were legally enacted during 2021.

Lapsing of Appropriations - At the close of each year, the unencumbered balance of each appropriation reverts to the respective fund from which it was appropriated and becomes subject to future appropriations. The encumbered appropriation balance is carried forward to the succeeding year and is not re-appropriated.

G. Cash and Investments

To improve cash management, cash received by the County is pooled. Monies for all funds are maintained in this pool. Individual fund integrity is maintained through the County’s records. Each fund’s interest in the pool is presented as “equity in pooled cash and cash equivalents” on the basic financial statements.

During 2021, County investments were limited to Federal Home Loan Bank (FHLB) securities, negotiable certificates of deposit, a Goldman Sachs Corporate bond and the State Treasury Asset Reserve of Ohio (STAR Ohio). Except for nonparticipating investment contracts, investments are reported at fair value which is based on quoted market prices. Nonparticipating investment contracts, such as nonnegotiable certificates of deposit, are reported at cost.

UNION COUNTY, OHIO

NOTES TO THE BASIC FINANCIAL STATEMENTS FOR THE YEAR ENDED DECEMBER 31, 2021

NOTE 2 - SUMMARY OF SIGNIFICANT ACCOUNTING POLICIES - (Continued)

During 2021, the County invested in STAR Ohio. STAR Ohio (the State Treasury Asset Reserve of Ohio), is an investment pool managed by the State Treasurer's Office which allows governments within the State to pool their funds for investment purposes. STAR Ohio is not registered with the SEC as an investment company, but has adopted Governmental Accounting Standards Board (GASB), Statement No. 79, "Certain External Investment Pools and Pool Participants." The County measures its investment in STAR Ohio at the net asset value (NAV) per share provided by STAR Ohio. The NAV per share is calculated on an amortized cost basis that provides an NAV per share that approximates fair value.

For 2021, there were no limitations or restrictions on any participant withdrawals due to redemption notice periods, liquidity fees, or redemption gates. However, notice must be given 24 hours in advance of all deposits and withdrawals exceeding \$100 million. STAR Ohio reserves the right to limit the transaction to \$250 million, requiring the excess amount to be transacted the following business day(s), but only to the \$250 million. All accounts of the participant will be combined for these purposes.

Under existing Ohio statutes, all investment earnings are assigned to the general fund unless statutorily required to be credited to a specific fund. Interest revenue credited to the general fund during 2021 amounted to \$250,618 which includes \$153,795 assigned from other County funds.

Cash and cash equivalents that are held at West Con on behalf of the County Board of DD is recorded on the balance sheet as "cash with fiscal agent."

Cash and cash equivalents of the Airport Authority (component unit) are held by the County Treasurer and are included in the County's cash management pool. They are recorded as "equity in pooled cash and cash equivalents".

Cash and cash equivalents of the Hospital (component unit) are held by the component unit and are recorded as "cash and cash equivalents in segregated accounts" (including restricted amounts).

Investments with an original maturity of three months or less at the time of purchase and investments of the cash management pool are presented on the financial statements as cash equivalents. Interest is distributed by the County Treasurer to the general fund, coronavirus relief fund, local fiscal recovery fund, treasurer prepaid interest fund, the elections security grant fund, the federal LETF fund, the motor vehicle and gas tax fund, federal CHIP fund, capital improvements fund, multi building improvement fund, MVGT infrastructure fund and the Airport Authority component unit. Interest revenue earned by these funds and the Airport Authority during 2021 amounted to \$60,635 and \$69, respectively.

An analysis of the County's investment account at year end is provided in Note 4.

H. Inventories of Materials and Supplies

On government-wide and fund financial statements, inventory of supplies are reported at cost and inventories held for resale are reported at lower of cost or market. Inventories are recorded on a first-in, first-out basis. Inventories are accounted for using the purchase method.

On the fund financial statements, reported material and supplies inventory is equally offset by a nonspendable fund balance in the governmental funds which indicates that it does not constitute available spendable resources even though it is a component of net current assets.

UNION COUNTY, OHIO

NOTES TO THE BASIC FINANCIAL STATEMENTS
FOR THE YEAR ENDED DECEMBER 31, 2021

NOTE 2 - SUMMARY OF SIGNIFICANT ACCOUNTING POLICIES - (Continued)

I. Capital Assets

Governmental capital assets are those assets not specifically related to activities reported in the proprietary funds. These assets generally result from expenditures in the governmental funds. These assets are reported in the governmental activities column of the government-wide statement of net position, but are not reported in the fund financial statements. Capital assets utilized by the proprietary funds are reported both in the business-type activities column of the government-wide statement of net position and in the respective funds.

All capital assets are capitalized at cost (or estimated historical cost) and updated for additions and retirements during the year. Donated capital assets are recorded at their acquisition values as of the date received. The County maintains a capitalization threshold of \$2,000 and \$10,000 for infrastructure. Improvements are capitalized; the costs of normal maintenance and repairs that do not add to the value of the asset or materially extend an asset's life are not capitalized. Interest incurred during the construction of capital assets is also capitalized for the proprietary funds.

All reported capital assets are depreciated except for land, infrastructure, easements and construction in process. Improvements are depreciated over the remaining useful lives of the related capital assets. Useful lives for water and sewer lines were estimated based on the County's historical records of necessary improvements and replacements.

Depreciation is computed using the straight-line method over the following useful lives:

| <u>Description</u> | <u>Governmental Activities Estimated Lives</u> | <u>Business-Type Activities Estimated Lives</u> |
|----------------------------|--------------------------------------------------------|---------------------------------------------------------|
| Land improvements | 20 years | 20 - 24 years |
| Buildings and improvements | 6 - 40 years 20 - 50 years | 6 - 50 years |
| Water and sewer lines | N/A | 50 years |
| Equipment | 5 - 10 years | 5 - 10 years |
| Furniture and fixtures | 10 years | 10 years |
| Vehicles | 5 - 8 years | 5 - 8 years |
| Intangibles | 30 years | 30 years |

The County's infrastructure consists of roads and bridges. County roads and bridges (infrastructure reported in the governmental activities column of the statement of net position) are presented using the modified approach and therefore these assets are not depreciated. In addition, expenditures made by the County to preserve existing roads or bridges are expensed rather than capitalized. Only expenditures for additions or improvements are capitalized. Additional disclosures about the condition assessment and maintenance cost regarding the County's roads and bridges appear in the required supplementary information.

J. Compensated Absences

Vacation benefits are accrued as a liability as the benefits are earned if the employees' rights to receive compensation are attributable to services already rendered and it is probable that the County will compensate the employees for the benefits through paid time off or some other means. The County records a liability for accumulated unused vacation time when earned for all employees with more than one year of service.

UNION COUNTY, OHIO

NOTES TO THE BASIC FINANCIAL STATEMENTS FOR THE YEAR ENDED DECEMBER 31, 2021

NOTE 2 - SUMMARY OF SIGNIFICANT ACCOUNTING POLICIES - (Continued)

Sick leave benefits for all County departments are accrued as a liability using the vesting method. An accrual for sick leave is made to the extent it includes those employees who are currently eligible to receive termination benefits, as well as those employees expected to become eligible in the future. The amount is based on accumulated sick leave and employee wage rates at year end taking into consideration any limits specified in the County's termination policy. The County records a liability for accumulated unused sick leave for employees who are at least forty-five years of age and having ten or more years of service with the County.

K. Prepaid Items

Payments made to vendors for services that will benefit periods beyond December 31, 2021, are recorded as prepaid items using the consumption method by recording a current asset for the prepaid amount and reflecting the expenditure/expense in the year in which services are consumed.

On the fund financial statements, reported prepayments are equally offset by a nonspendable fund balance classification in the governmental funds which indicates that it does not constitute available spendable resources even though it is a component of net current assets.

L. Interfund Balances

On the fund financial statements, receivables and payables resulting from short-term interfund loans are classified as "interfund loans receivables/payables". Receivables and payables resulting from routine lag between the dates interfund goods and services are provided or reimbursed expenditures occur are classified as "due to/due from other funds". Receivables and payables resulting from activity between the primary government and custodial funds are classified as "due to/due from external parties".

Interfund balances between governmental funds are eliminated in the governmental activities column of the statement of net position. Interfund balance between governmental activities and business-type activities are reported as "internal balance" on the statement of net position.

M. Accrued Liabilities and Long-Term Obligations

All payables, accrued liabilities and long-term obligations are reported in the government-wide financial statements and all payables, accrued liabilities and long-term obligations payable from proprietary funds are reported in the proprietary fund financial statements.

In general, governmental fund payables and accrued liabilities that, once incurred, are paid in a timely manner and in full from current financial resources are reported as obligations of the funds. However, compensated absences that will be paid from governmental funds are reported as a liability in the fund financial statements only to the extent that they are due for payment during the current year. Bonds, capital leases, long-term notes and loans are recognized as a liability in the fund financial statements when due. Net pension liability should be recognized in the governmental funds to the extent that benefit payments are due and payable and the pension/OPEB plan's fiduciary net position is not sufficient for payment of those benefits.

N. Interfund Transactions

During the normal course of operations, the County has numerous transactions between funds. Transfers represent movement of resources from a fund receiving revenue to a fund through which those resources will be expended and are recorded as other financing sources (uses) in governmental funds and as transfers in proprietary funds. Interfund transactions that would be treated as revenues and expenditures/expenses if they involved organizations external to the County are treated similarly when involving other funds of the County. These interfund services provided and used are not eliminated in the process of consolidation.

UNION COUNTY, OHIO

NOTES TO THE BASIC FINANCIAL STATEMENTS FOR THE YEAR ENDED DECEMBER 31, 2021

NOTE 2 - SUMMARY OF SIGNIFICANT ACCOUNTING POLICIES - (Continued)

O. Fund Balance

Fund balance is divided into five classifications based primarily on the extent to which the County is bound to observe constraints imposed upon the use of the resources in the governmental funds. The classifications are as follows:

Nonspendable - The nonspendable fund balance classification includes amounts that cannot be spent because they are not in spendable form or legally required to be maintained intact. The “not in spendable form” criterion includes items that are not expected to be converted to cash. It also includes the long-term amount of loans receivable.

Restricted - Fund balance is reported as restricted when constraints are placed on the use of resources that are either externally imposed by creditors (such as through debt covenants), grantors, contributors, or laws or regulations of other governments, or imposed by law through constitutional provisions or enabling legislation.

Committed - The committed fund balance classification includes amounts that can be used only for the specific purposes imposed by a formal action (resolution) of the Board of Commissioners (the highest level of decision making authority). Those committed amounts cannot be used for any other purpose unless the Board of Commissioners removes or changes the specified use by taking the same type of action (resolution) it employed to previously commit those amounts. Committed fund balance also incorporates contractual obligations to the extent that existing resources in the fund have been specifically committed for use in satisfying those contractual requirements.

Assigned - Amounts in the assigned fund balance classification are intended to be used by the County for specific purposes, but do not meet the criteria to be classified as committed. The County Commissioners have by resolution authorized the County Auditor to assign fund balance. The County Commissioners may also assign fund balance as it does when appropriating fund balance to cover a gap between estimated revenue and appropriations in the subsequent year’s appropriated budget. Unlike commitments, assignments generally only exist temporarily. In other words, an additional action does not normally have to be taken for the removal of an assignment. Conversely, as discussed above, an additional action is essential to either remove or revise a commitment.

Unassigned - Unassigned fund balance is the residual classification for the general fund and includes all spendable amounts not contained in the other classifications. In other governmental funds, the unassigned classification is only used to report a deficit fund balance resulting from overspending for specific purposes for which amounts had been restricted, committed, or assigned.

The County applies restricted resources first when expenditures are incurred for purposes for which restricted and unrestricted (committed, assigned, and unassigned) fund balance is available. Similarly, within unrestricted fund balance, committed amounts are reduced first followed by assigned, and then unassigned amounts when expenditures are incurred for purposes for which amounts in any of the unrestricted fund balance classifications could be used.

On September 20, 2012, the Commissioners passed resolution 369-12 which established the Fiscal Management Policy of the County.

General Fund

The balance in the general fund at year end will contain approximately 17% (as determined by the Commissioners) of general fund appropriations, which would sustain the general fund for approximately two months. The general fund contingency line item shall also be a minimum of two percent of the general fund appropriations, unless the Commissioners determine a larger percentage is necessary.

UNION COUNTY, OHIO

NOTES TO THE BASIC FINANCIAL STATEMENTS FOR THE YEAR ENDED DECEMBER 31, 2021

NOTE 2 - SUMMARY OF SIGNIFICANT ACCOUNTING POLICIES - (Continued)

Stabilization Fund

The stabilization fund was created to mitigate against cyclical changes in revenues and expenditures of the general fund. These funds will be used for replacing the carryover balance to guarantee the required beginning of year balance, to replace sales tax reimbursements or other revenue losses and providing dollars during economic downturns. The Commissioners shall determine the reserve balance in the stabilization fund, all of which shall be funded from the general fund when funds are deemed available. The balance in the stabilization fund at December 31, 2021 was \$4,502,615 and is included in assigned (\$4,428,832) unassigned (\$73,783) fund balances of the general fund.

Salary and Benefit Liability Fund

The salary and benefit liability fund was created to assist in the payment of leave for terminated or retired employees and to cover payroll expenses in any year when the number of pay periods exceeds 26. The Commissioners shall determine the reserve balance in the salary and benefit liability fund, all of which shall be funded from the general fund when funds are deemed available. The balance in the salary and benefit liability fund at December 31, 2021 was \$182,866 and is included as committed for termination benefits in the fund balance of the general fund.

Capital Improvement Fund

The purpose of this fund is to provide dollars to assist in the payment of costs for projects involving the acquisition, construction or improvement of fixed assets of the county or of collaborations of which the county is a partner. The Commissioners shall determine the balance based on anticipated future capital needs. The balance in the capital improvement fund at December 31, 2021 was \$9,164,651, of which \$9,162,815 and is included in the assigned fund balance of the other governmental funds.

P. Net Position

Net position represents the difference between assets plus deferred outflows of resources less liabilities and less deferred inflows of resources. Net investment in capital assets consists of capital assets, net of accumulated depreciation, reduced by the outstanding balances of any borrowing used for the acquisition, construction or improvement of those assets. Deferred outflows of resources and deferred inflows of resources that are attributable to the acquisition, construction or improvement of those assets or related debt also should be included in this component of net position. Net position is reported as restricted when there are limitations imposed on their use either through the enabling legislation or through external restrictions imposed by creditors, grantors or laws or regulations of other governments. The County applies restricted resources first when an expense is incurred for purposes for which both restricted and unrestricted net position is available.

Q. Bond Issuance Costs, Bond Premium/Discount and Accounting Loss

On government-wide financial statements and in the enterprise funds, issuance costs are expensed during the year in which they incurred.

Bond premiums/discounts are deferred and amortized over the term of the bonds using the straight-line method, which approximates the effective interest method. Bond premiums are presented as an addition to the face amount of the bonds.

For advance refundings resulting in the defeasance of debt reported in the government-wide financial statements and enterprise funds, the difference between the reacquisition price and the net carrying amount of the old debt is deferred and amortized as a component of interest expense. This accounting gain or loss is amortized over the remaining life of the old debt or the life of the new debt, whichever is shorter, and is presented as deferred outflows of resources on the statement of net position in the government-wide financial statements and enterprise funds.

UNION COUNTY, OHIO

NOTES TO THE BASIC FINANCIAL STATEMENTS FOR THE YEAR ENDED DECEMBER 31, 2021

NOTE 2 - SUMMARY OF SIGNIFICANT ACCOUNTING POLICIES - (Continued)

On the government-wide financial statements and proprietary fund financial statements bond premiums are recognized in the current period. The reconciliation between the bonds face value and the amount reported on the statement of net position is presented in Note 12.A.

R. Extraordinary and Special Items

Extraordinary items are transactions or events that are both unusual in nature and infrequent in occurrence. Special items are transactions or events that are within the control of the County Commissioners and that are either unusual in nature or infrequent in occurrence. Neither type of transaction occurred during 2021.

S. Estimates

The preparation of basic financial statements in conformity with GAAP requires management to make estimates and assumptions that affect the amounts reported in the basic financial statements and accompanying notes. Actual results may differ from those estimates.

T. Operating Revenues and Expenses

Operating revenues are those revenues that are generated directly from the primary activity of the proprietary funds. For the County, these revenues are charges for services, license fees, and tap in fees from the sewer and building development departments.

Operating expenses are the necessary costs incurred to provide the service that is the primary activity of the fund. Revenues and expenses not meeting these definitions are reported as nonoperating.

U. Pensions/Other Postemployment Benefits (OPEB)

For purposes of measuring the net pension liability, net pension/OPEB asset, deferred outflows of resources and deferred inflows of resources related pensions/OPEB, and pension/OPEB expense, information about the fiduciary net position of the pension/OPEB plans and additions to/deductions from their fiduciary net position have been determined on the same basis as they are reported by the pension/OPEB plan. For this purpose, benefit payments (including refunds of employee contributions) are recognized when due and payable in accordance with the benefit terms. The pension/OPEB plans report investments at fair value.

V. Fair Value Measurements

The County categorizes its fair value measurements within the fair value hierarchy established by generally accepted accounting principles. The hierarchy is based on the valuation inputs used to measure the fair value of the asset. Level 1 inputs are quoted prices in active markets for identical assets; Level 2 inputs are significant other observable inputs; Level 3 inputs are significant unobservable inputs.

NOTE 3 - ACCOUNTABILITY AND COMPLIANCE

A. Change in Accounting Principles

For 2021, the County has implemented GASB Statement No. 89, "Accounting for Interest Cost Incurred before the End of a Construction Period."

UNION COUNTY, OHIO

NOTES TO THE BASIC FINANCIAL STATEMENTS
FOR THE YEAR ENDED DECEMBER 31, 2021

NOTE 3 - ACCOUNTABILITY AND COMPLIANCE - (Continued)

GASB Statement No. 89 establishes accounting requirements for interest cost incurred before the end of a construction period. GASB Statement No. 89 requires that interest cost incurred before the end of a construction period be recognized as an expense in the period in which the cost is incurred for financial statements prepared using the economic resources measurement focus. GASB Statement No. 89 also reiterates that financial statements prepared using the current financial resources measurement focus, interest cost incurred before the end of a construction period should be recognized as an expenditure on a basis consistent with governmental fund accounting principles. The implementation of GASB Statement No. 89 did not have an effect on the financial statements of the County.

For 2021, the County has applied GASB Statement No. 95, "Postponement of the Effective Dates of Certain Authoritative Guidance" to GASB Statement Nos. 91, 92 and 93, which were originally due to be implemented in 2021 and to GASB Statement No. 87, which was originally due to be implemented in 2020. GASB Statement No. 95 provides temporary relief to governments and other stakeholders in light of the COVID-19 pandemic. This objective is accomplished by postponing the effective dates of certain provisions in Statements and Implementation Guides that first became effective or are scheduled to become effective for periods beginning after June 15, 2018, and later.

The following pronouncements are postponed by one year and the County has elected delaying implementation until the fiscal year ended December 31, 2022:

- Statement No. 91, *Conduit Debt Obligations*
- Statement No. 92, *Omnibus 2020*
- Statement No. 93, *Replacement of Interbank Offered Rates*

The following pronouncements are postponed by eighteen months and the County has elected delaying implementation until the fiscal year ended December 31, 2022:

- Statement No. 87, *Leases*
- Implementation Guide No. 2019-3, *Leases*

For 2021, the County has implemented GASB Statement No. 98, "The Annual Comprehensive Financial Report." GASB Statement No. 98 established the term annual comprehensive financial report and its acronym ACFR. That new term and acronym replace instances of comprehensive annual financial report and its acronym in general accepted accounting principles for state and local governments. The implementation of GASB Statement No. 98 did not have an effect on the financial statements of the County.

B. Deficit Fund Balances

Fund balances at December 31, 2021 included the following individual fund deficits:

| <u>Nonmajor funds</u> | <u>Deficit</u> |
|--------------------------------|----------------|
| Federal grant | \$ 48,005 |
| Clark Yoder Ditch construction | 113,079 |

The general fund is liable for any deficit in these funds and provides transfers when cash is required, not when accruals occur. The deficit fund balances resulted from adjustments for accrued liabilities.

C. Reporting of Discretely Presented Component Units

The County no longer includes U-Co Industries, Inc. as a discretely component unit. The County reevaluated U-Co Industries, Inc. under GASB Statement No. 14, as amended by GASB Statements No. 39 and 61, and determined it no longer meets any of the criteria that would cause its inclusion.

UNION COUNTY, OHIO

NOTES TO THE BASIC FINANCIAL STATEMENTS FOR THE YEAR ENDED DECEMBER 31, 2021

NOTE 4 - DEPOSITS AND INVESTMENTS

Primary Government

Monies held by the County are classified by State statute into two categories. Active monies are public monies determined to be necessary to meet current demand upon the County treasury. Active monies must be maintained either as cash in the County treasury, in commercial accounts payable or withdrawable on demand, including negotiable order of withdrawal (NOW) accounts, or in money market deposit accounts.

Monies held by the County which are not considered active are classified as inactive. Inactive monies may be deposited or invested in the following securities:

1. United States Treasury Notes, Bills, Bonds, or any other obligation or security issued by the United States Treasury or any other obligation guaranteed as to principal or interest by the United States;
2. Bonds, notes, debentures, or any other obligations or securities issued by any federal government agency or instrumentality, including, but not limited to, the Federal National Mortgage Association, Federal Home Loan Bank, Federal Farm Credit Bank, Federal Home Loan Mortgage Corporation, and Government National Mortgage Association. All federal agency securities shall be direct issuances of federal government agencies or instrumentalities;
3. Written repurchase agreements in the securities listed above provided that the fair value of the securities subject to the repurchase agreement must exceed the principal value of the agreement by at least two percent and be marked to market daily, and that the term of the agreement must not exceed thirty days;
4. Bonds and other obligations of the State of Ohio, and with certain limitations including a requirement for maturity within ten years from the date of settlement, bonds and other obligations of political subdivisions of the State of Ohio, if training requirements have been met;
5. Time certificates of deposit or savings or deposit accountants including, but not limited to, passbook accounts;
6. No-load money market mutual funds consisting exclusively of obligations described in items 1 or 2 above and repurchase agreements secured by such obligations, provided that investments in securities described in this division are made only through eligible institutions;
7. The State Treasurer's investment pool, the State Treasury Asset Reserve of Ohio (STAR Ohio); and,
8. Certain bankers' acceptances for a period not to exceed one hundred eighty days) and commercial paper notes (for a period not to exceed two hundred seventy days) in an amount not to exceed 40 percent of the interim monies available for investment at any one time if training requirements have been met.

Protection of the deposits is provided by the Federal Deposit Insurance Corporation (FDIC), by eligible securities pledged by the financial institution as security for repayment, or by the financial institutions participation in the Ohio Pooled Collateral System (OPCS), a collateral pool of eligible securities deposited with a qualified trustee and pledged to the Treasurer of State to secure the repayment of all public monies deposited in the financial institution.

Investments in stripped principal or interest obligations, reverse repurchase agreements and derivatives are prohibited. The issuance of taxable notes for the purpose of arbitrage, the use of leverage and short selling are also prohibited. Except as noted above, an investment must mature within five years from the date of purchase unless matched to a specific obligation or debt of the County, and must be purchased with the expectation that it will be held to maturity. Investments may only be made through specified dealers and institutions. Payment for investments may be made only upon delivery of the securities representing the investments to the treasurer or qualified trustee or, if the securities are not represented by a certificate, upon receipt of confirmation of transfer from the custodian.

UNION COUNTY, OHIO

NOTES TO THE BASIC FINANCIAL STATEMENTS
FOR THE YEAR ENDED DECEMBER 31, 2021

NOTE 4 - DEPOSITS AND INVESTMENTS - (Continued)

A. Cash on Hand

At year end, the County had \$800 in undeposited cash on hand which is included on the financial statements of the County as part of “equity in pooled cash and cash equivalents”.

B. Cash and cash equivalents with fiscal agent

At year end, the County had \$3,653,084 held with West Con for County Board of DD operations which is included on the financial statements of the County as part of “cash with fiscal agent.”

C. Deposits with Financial Institutions

At December 31, 2021, the carrying amount of all County deposits was \$19,488,647, including cash in segregated accounts. As of December 31, 2021, \$18,043,795 of the County’s bank balance of \$20,125,004 was covered by FDIC and the remaining was either covered by the Ohio Pooled Collateral System (OPCS) or exposed to custodial risk as discussed below.

Custodial credit risk is the risk that, in the event of bank failure, the County will not be able to recover deposits or collateral securities that are in the possession of an outside party. The County has no deposit policy for custodial credit risk beyond the requirements of State statute. Ohio law requires that deposits either be insured or protected by (1) eligible securities pledged to the County’s and deposited with a qualified trustee by the financial institution as security for repayment whose fair value at all times shall be at least 105 percent of the deposits being secured, or (2) participation in the OPCS, a collateral pool of eligible securities deposited with a qualified trustee and pledged to the Treasurer of State to secure the repayment of all public monies deposited in the financial institution. OPCS requires the total fair value of the securities pledged to be 102 percent of the deposits being secured or a rate set by the Treasurer of State. For 2021, the County’s financial institutions were approved for a reduced collateral rate of 50 percent through the OPCS. Although all statutory requirements for the deposit of money had been followed, noncompliance with Federal requirements could potentially subject the County to a successful claim by the FDIC.

D. Investments

As of December 31, 2021, the County had the following investments and maturities:

| <u>Measurement/ Investment type</u> | <u>Measurement Value</u> | <u>Investment Maturities</u> | | |
|-----------------------------------------|------------------------------|------------------------------|---------------------------|-----------------------------------|
| | | <u>6 months or less</u> | <u>7 to 12 months</u> | <u>Greater than 24 months</u> |
| <i>Fair value:</i> | | | | |
| FHLB | \$ 10,896,080 | \$ - | \$ - | \$ 10,896,080 |
| Negotiable CD's | 2,032,489 | - | 754,481 | 1,278,008 |
| Corporate bond | 5,002,650 | - | - | 5,002,650 |
| <i>Amortized cost:</i> | | | | |
| STAR Ohio | <u>66,366,634</u> | <u>66,366,634</u> | <u>-</u> | <u>-</u> |
| Total | <u>\$ 84,297,853</u> | <u>\$ 66,366,634</u> | <u>\$ 754,481</u> | <u>\$ 17,176,738</u> |

The weighted average of maturity of investments is 0.80 years.

The County's investments in federal agency securities (FHLB), negotiable CD's and corporate bond are valued using quoted prices in markets that are not considered to be active, dealer quotations or alternative pricing sources for similar assets or liabilities for which all significant inputs are observable, either directly or indirectly (Level 2 inputs).

UNION COUNTY, OHIO

NOTES TO THE BASIC FINANCIAL STATEMENTS
FOR THE YEAR ENDED DECEMBER 31, 2021

NOTE 4 - DEPOSITS AND INVESTMENTS - (Continued)

Interest Rate Risk: The Ohio Revised Code generally limits security purchases to those that mature within five years of the settlement date. Interest rate risk arises because potential purchasers of debt securities will not agree to pay face value for those securities if interest rates subsequently increase. The County's investment policy addresses interest rate risk by requiring the consideration of market conditions and cash flow requirements in determining the term of an investment.

Credit Risk: The federal agency securities carry a rating of AA+ by Standard & Poor's and Aaa by Moody's. The corporate bond is rated BBB+ by Standard & Poor's and A2 by Moody's. The negotiable certificates of deposit are not rated. STAR Ohio carries a rating of AAAm by Standard & Poor's. Ohio law requires that STAR Ohio maintain the highest rating provided by at least one nationally recognized standard rating service. The County has no investment policy that addresses credit risk.

Concentration of Credit Risk: The County's investment policy addresses concentration of credit risk by requiring investments to be diversified to reduce the risk of loss resulting from over concentration of assets in a specific issue or specific class of securities. The following table includes the percentage of each investment type held by the County at December 31, 2021:

| <u>Measurement/ Investment type</u> | <u>Measurement</u> | |
|-----------------------------------------|----------------------|-------------------|
| | <u>Value</u> | <u>% of Total</u> |
| <i>Fair value:</i> | | |
| FHLB | \$ 10,896,080 | 12.93 |
| Negotiable CD's | 2,032,489 | 2.41 |
| Corporate bond | 5,002,650 | 5.93 |
| <i>Amortized cost:</i> | | |
| STAR Ohio | <u>66,366,634</u> | <u>78.73</u> |
| Total | <u>\$ 84,297,853</u> | <u>100.00</u> |

E. Reconciliation of Cash and Investments to the Statement of Net Position

The following is a reconciliation of cash and investments as reported in the note above to cash and investments as reported on the statement of net position as of December 31, 2021:

Cash and investments per note

| | |
|-----------------------------|-----------------------|
| Cash on hand | \$ 800 |
| Cash with fiscal agent | 3,653,084 |
| Carrying amount of deposits | 19,488,647 |
| Investments | <u>84,297,853</u> |
| Total | <u>\$ 107,440,384</u> |

Cash and investments per statement of net position

| | |
|--------------------------|-----------------------|
| Governmental activities | \$ 89,208,104 |
| Business-type activities | 4,767,208 |
| Component unit - Airport | 604,663 |
| Custodial funds | <u>12,860,409</u> |
| Total | <u>\$ 107,440,384</u> |

UNION COUNTY, OHIO

NOTES TO THE BASIC FINANCIAL STATEMENTS
FOR THE YEAR ENDED DECEMBER 31, 2021

NOTE 5 - INTERFUND TRANSACTIONS

- A. Interfund loans receivable/payable at December 31, 2021 consisted of the following, as reported in the fund financial statements:

| <u>Receivable fund</u> | <u>Payable fund:</u> | <u>Amount</u> |
|-----------------------------|--------------------------------|-------------------|
| Nonmajor governmental funds | Nonmajor governmental funds | \$ 268,103 |
| Building development fund | Motor vehicle and gas tax fund | <u>318,575</u> |
| Total interfund loans | | <u>\$ 586,678</u> |

Interfund loans receivable/payable are short-term or long-term interfund loans and are expected to be repaid in the subsequent year or over the course of multiple years, respectively.

- The primary purpose of the interfund loan in the amount of \$232,061 from the capital improvements fund (a nonmajor governmental fund) to the Clark Yoder Ditch construction fund (a nonmajor governmental fund) was to provide funding for the project. This was issued as manuscript debt and will be repaid over a 15 year period and carries a 5.00% interest rate.
- The primary purpose of the interfund loan in the amount of \$36,042 from the capital infrastructure fund (a nonmajor governmental fund) to the ditch rotary fund (a nonmajor governmental fund) was for a five-year equipment loan. The loan carries an interest rate of 3.86% and has a final maturity date of June 30, 2022.
- The primary purpose of the interfund in the amount of \$318,575 from the building and development fund to the motor vehicle and gas tax fund was for a three-year equipment loan. The loan carries an interest rate of 1.00% and has a final maturity date of April 1, 2023.

Interfund loans receivable/payable between governmental funds are eliminated and are not reported on the government-wide statement of net position. Interfund loans between governmental funds and enterprise funds are reported as internal balance on the government-wide statement of net position.

- B. Due to/from other funds at December 31, 2021, consisted of the following as reported on the fund statements:

| <u>Receivable fund</u> | <u>Payable fund:</u> | <u>Amount</u> |
|-----------------------------------|-----------------------------|-------------------|
| General fund | Nonmajor governmental funds | \$ 21,480 |
| Nonmajor governmental funds | Nonmajor governmental funds | <u>468,680</u> |
| Total due to/due from other funds | | <u>\$ 490,160</u> |

These balances resulted from the time lag between the dates that (1) interfund goods and services are provided, (2) transactions are recorded in the accounting system, and (3) payments between funds are made. All interfund balances are due within one year.

Amounts due to/from other funds between governmental funds are eliminated on the government-wide financial statements.

- C. Due to/from external parties at December 31, 2021, consisted of the following as reported on the fund statements:

| <u>Receivable fund</u> | <u>Payable fund:</u> | <u>Amount</u> |
|------------------------|----------------------|-----------------|
| General fund | Custodial fund | <u>\$ 6,025</u> |

These balances resulted from the time lag between the dates that (1) goods and services are provided, (2) transactions are recorded in the accounting system, and (3) payments are made. All balances are due within one year.

UNION COUNTY, OHIO

NOTES TO THE BASIC FINANCIAL STATEMENTS
FOR THE YEAR ENDED DECEMBER 31, 2021

NOTE 5 - INTERFUND TRANSACTIONS - (Continued)

D. Interfund transfers for the year ended December 31, 2021, consisted of the following, as reported on the fund financial statements:

| | |
|-------------------------------------------------------|----------------------|
| <u>Transfers to nonmajor governmental funds from:</u> | |
| General fund | \$ 9,456,351 |
| Board of DD fund | 570,000 |
| Nonmajor governmental funds | 5,198,452 |
| <u>Transfers to general fund from:</u> | |
| Nonmajor governmental funds | 1,112,375 |
| <u>Transfers to nonmajor governmental fund from:</u> | |
| Sewer fund | 29,714 |
| <u>Transfers to nonmajor governmental fund from:</u> | |
| Building and development fund | <u>1,677,739</u> |
| Total | <u>\$ 18,044,631</u> |

Transfers are used to (1) move revenues from the fund that statute or budget required to collect them to the fund that statute or budget requires to expend them, (2) move receipts restricted to debt service from the funds collecting the receipts to the debt service fund as debt service payments become due, and (3) use unrestricted revenues collected in the general fund to finance various programs accounted for in other funds in accordance with budgetary authorizations.

The transfers were for the following purposes:

- (a) The transfers of \$570,000 from the Board of DD fund to nonmajor governmental funds were to fund the preschool grant (\$60,000) and future capital projects (\$510,000).
- (b) Transfers of \$119,412 from nonmajor capital projects to the bond retirement fund (a nonmajor governmental fund) were for debt service payments.
- (c) Transfers of \$801,513 from the capital infrastructure fund (a nonmajor governmental fund) to the Dublin Green TIF fund (a nonmajor governmental fund) was to fund the Cosgray Roundabout.
- (d) The \$4,277,527 transfer from the bond retirement fund (a nonmajor governmental fund) to the prosecutors building CH entry improvement fund (a nonmajor governmental fund) was to transfer principal retirement amount to pay down notes payable that were previously recorded as a fund liability.
- (e) Transfers to the general fund from nonmajor governmental fund were for reimbursement from the dog and kennel fund (a nonmajor governmental fund) (\$75,000) and to transfer back unspent money from the capital improvements (\$1,037,375).
- (f) Transfers of \$29,714 from the sewer fund to the bond retirement fund (a nonmajor governmental fund) were for debt service payments.
- (g) Transfers of \$1,677,739 from the building and development fund to the MVGT infrastructure fund (a nonmajor governmental fund) were to fund future infrastructure projects.

All transfers were in compliance with Ohio Revised Code Sections 5705.14, 5705.15, and 5705.16.

Interfund transfers between governmental funds are eliminated on the government-wide financial statements. Interfund transfers between governmental funds and enterprise funds are reported as transfers on the statement of activities.

UNION COUNTY, OHIO

NOTES TO THE BASIC FINANCIAL STATEMENTS
FOR THE YEAR ENDED DECEMBER 31, 2021

NOTE 6 - PROPERTY TAXES

Property taxes include amounts levied against all real and public utility property located in the County. Taxes collected from real property taxes (other than public utility) in one calendar year are levied in the preceding calendar year on the assessed value as of January 1 of that preceding year, the lien date. Assessed values are established by the County Auditor at 35 percent of appraised fair value. All property is required to be revaluated every six years. Real property taxes are payable annually or semi-annually. If paid annually, payment is due December 31; if paid semi-annually, the first payment is due December 31, with the remainder payable by June 20. Under certain circumstances, State statute permits later payment dates to be established.

Public utility real and tangible personal property taxes collected in one calendar year are levied in the preceding calendar year on assessed values determined as of December 31 of the second year preceding the tax collection year, the lien date. Public utility tangible personal property is assessed at varying percentages of true value; public utility real property is assessed at 35 percent of true value. 2021 public utility property taxes became a lien December 31, 2020, are levied after October 1, 2021, and are collected in 2022 with real property taxes. Public utility property taxes are payable on the same dates as real property taxes described previously.

The County Treasurer collects property taxes on behalf of all taxing districts in the County. Property taxes receivable represents real property taxes, public utility taxes, delinquent tangible personal property taxes and other outstanding delinquencies which are measurable as of December 31, 2021 and for which there is an enforceable legal claim. In the governmental funds, the current portion receivable has been offset by a deferred inflow of resources since the current taxes were not levied to finance 2021 operations and the collection of delinquent taxes has been offset by a deferred inflow of resources since the collection of the taxes during the available period is not subject to reasonable estimation. On a full accrual basis, collectible delinquent property taxes have been recorded as a receivable and revenue while on a modified accrual basis the revenue is considered a deferred inflow of resources.

The full tax rate for all County operations for the year ended December 31, 2021 was \$11.40 per \$1,000 of assessed value. The assessed values of real and tangible personal property upon which 2021 property tax receipts were based are as follows:

| | |
|-------------------------------|-------------------------|
| <u>Real property</u> | |
| Residential/agricultural | \$ 1,714,394,010 |
| Commercial/industrial/mineral | 242,594,480 |
| <u>Public utility</u> | |
| Real | 335,250 |
| Personal | <u>148,457,540</u> |
| Total assessed value | <u>\$ 2,105,781,280</u> |

NOTE 7 - PERMISSIVE SALES AND USE TAX

The County Commissioners by resolution imposed a one percent tax on all retail sales made in the County, except sales of motor vehicles, and on the storage, use, or consumption of tangible personal property in the County, including motor vehicles not subject to the sales tax. Vendor collections of the tax are paid to the State Treasurer by the twenty-third day of the month following collection. The State Tax Commissioner at the Ohio Department of Taxation certifies the amount of the taxes to be returned to the County. The Tax Commissioner's certification must be made within forty-five days after the end of each month. A warrant payable from the Ohio Department of Budget and Management to the County is to be made within five days of the certification.

In 2008, a supplemental sales tax increase of one quarter of one percent (.25%) was passed by ballot issue, effective July 1, 2008. Of the sales tax increase, 50% is allocated to the improvement and construction of county roads and bridges; and 50% for direct senior services including meals on wheels, home health care and transportation.

UNION COUNTY, OHIO

NOTES TO THE BASIC FINANCIAL STATEMENTS
FOR THE YEAR ENDED DECEMBER 31, 2021

NOTE 7 - PERMISSIVE SALES AND USE TAX - (Continued)

Proceeds of the tax are credited to the general fund, the motor vehicle and gas tax fund, and the senior services fund. On the governmental fund financial statements, only amounts that are measurable and available at year end are accrued as revenue. Sales and use tax revenue for 2021 amounted to \$14,088,465 for the general fund, \$1,714,876 for the motor vehicle and gas tax fund and \$1,714,870 for the senior services fund (a nonmajor governmental fund).

NOTE 8 - RECEIVABLES

Receivables at December 31, 2021, consisted of taxes, accounts (billings for user charged services), special assessments, accrued interest, and intergovernmental receivables arising from grants, loans, notes entitlements and shared revenue. All intergovernmental receivables have been classified as "due from other governments" on the financial statements. Receivables have been recorded to the extent that they are measurable at December 31, 2021.

A summary of the principal items of receivables reported on the statement of net position follows:

Governmental activities:

| | |
|-----------------------------|--------------|
| Sales taxes | \$ 4,449,478 |
| Real estate and other taxes | 17,069,549 |
| Payments in lieu of taxes | 325,330 |
| Accounts | 1,392,150 |
| Accrued interest | 23,651 |
| Due from other governments | 6,378,746 |
| Special assessments | 361,980 |

Business-type activities:

| | |
|----------|--------|
| Accounts | 19,470 |
|----------|--------|

THIS SPACE INTENTIONALLY LEFT BLANK

UNION COUNTY, OHIO

NOTES TO THE BASIC FINANCIAL STATEMENTS
FOR THE YEAR ENDED DECEMBER 31, 2021

NOTE 8 - RECEIVABLES - (Continued)

A summary of the principal items of “due from other governments” as reported on the fund financial statements follows:

| <u>General fund</u> | <u>Amount</u> |
|------------------------------------|---------------------|
| Homestead and rollback | \$ 378,798 |
| Local government | 256,582 |
| Grants | 18,585 |
| Casino tax revenue | 436,047 |
| Total | <u>1,090,012</u> |
| | |
| <u>County Board of DD</u> | |
| Grants | 242,953 |
| Homestead and rollback | 393,873 |
| Other receivables | 62,550 |
| Total | <u>699,376</u> |
| | |
| <u>Motor Vehicle and Gas Tax</u> | |
| Grants | 21,600 |
| Motor vehicle and gas tax | 3,302,345 |
| Other receivables | 158,700 |
| Total | <u>3,482,645</u> |
| | |
| <u>Nonmajor governmental funds</u> | |
| 911 emergency | 64,197 |
| Federal LETF | 106,639 |
| Sheriff policing rotary | 436,607 |
| ADAMH | 43,002 |
| Local Emergency Planning | 80,085 |
| Public assistance | 290,187 |
| Child support enforcement services | 46,561 |
| WIA | 36,823 |
| Senior services | 2,437 |
| Honda TIF cash | 175 |
| Total nonmajor governmental funds | <u>1,106,713</u> |
| Total governmental funds | <u>\$ 6,378,746</u> |

UNION COUNTY, OHIO

NOTES TO THE BASIC FINANCIAL STATEMENTS
FOR THE YEAR ENDED DECEMBER 31, 2021

NOTE 9 - CAPITAL ASSETS

A. Capital asset activity for the governmental activities for the year ended December 31, 2021, was as follows:

| <u>Governmental activities:</u> | <u>Balance</u> <u>12/31/2020</u> | <u>Additions</u> | <u>Disposals</u> | <u>Balance</u> <u>12/31/2021</u> |
|-----------------------------------------------|-------------------------------------|---------------------|-----------------------|-------------------------------------|
| <i>Capital assets, not being depreciated:</i> | | | | |
| Land | \$ 942,642 | \$ - | \$ - | \$ 942,642 |
| Construction in progress | 579,766 | 225,901 | (733,574) | 72,093 |
| Easements | 121,333 | - | - | 121,333 |
| Infrastructure | <u>80,353,115</u> | <u>14,843</u> | <u>(1,680,277)</u> | <u>78,687,681</u> |
| Total capital assets, not being depreciated | <u>81,996,856</u> | <u>240,744</u> | <u>(2,413,851)</u> | <u>79,823,749</u> |
| <i>Capital assets, being depreciated:</i> | | | | |
| Land improvements | 1,815,970 | - | - | 1,815,970 |
| Buildings | 43,270,111 | 1,311,434 | - | 44,581,545 |
| Equipment | 7,823,138 | 883,029 | (82,695) | 8,623,472 |
| Furniture and fixtures | 1,711,133 | 43,503 | - | 1,754,636 |
| Vehicles | 11,335,989 | 788,519 | (148,349) | 11,976,159 |
| Intangibles | <u>1,330,323</u> | <u>-</u> | <u>-</u> | <u>1,330,323</u> |
| Total capital assets, being depreciated | <u>67,286,664</u> | <u>3,026,485</u> | <u>(231,044)</u> | <u>70,082,105</u> |
| <i>Less: accumulated depreciation:</i> | | | | |
| Land improvements | (962,374) | (72,394) | - | (1,034,768) |
| Buildings | (23,831,763) | (2,141,368) | - | (25,973,131) |
| Equipment | (5,521,380) | (766,736) | 69,611 | (6,218,505) |
| Furniture and fixtures | (1,299,309) | (87,944) | - | (1,387,253) |
| Vehicles | (9,280,760) | (726,233) | 142,175 | (9,864,818) |
| Intangibles | <u>(833,946)</u> | <u>(46,351)</u> | <u>-</u> | <u>(880,297)</u> |
| Total accumulated depreciation | <u>(41,729,532)</u> | <u>(3,841,026)</u> | <u>211,786</u> | <u>(45,358,772)</u> |
| Total capital assets being depreciated, net | <u>25,557,132</u> | <u>(814,541)</u> | <u>(19,258)</u> | <u>24,723,333</u> |
| Governmental activities capital assets, net | <u>\$ 107,553,988</u> | <u>\$ (573,797)</u> | <u>\$ (2,433,109)</u> | <u>\$ 104,547,082</u> |

Depreciation expense was charged to functions/programs of the governmental activities as follows:

Governmental activities:

General government:

| | |
|------------------------------------------------------|---------------------|
| Legislative and executive | \$ 2,156,888 |
| Judicial | 691,113 |
| Human services | 60,914 |
| Public works | 429,689 |
| Public safety | 382,209 |
| Health | <u>120,213</u> |
| Total depreciation expense - governmental activities | <u>\$ 3,841,026</u> |

UNION COUNTY, OHIO

NOTES TO THE BASIC FINANCIAL STATEMENTS
FOR THE YEAR ENDED DECEMBER 31, 2021

NOTE 9 - CAPITAL ASSETS - (Continued)

B. A summary of the business-type activities capital assets for the year ended December 31, 2021 is as follows.

| | Balance | | | Balance |
|----------------------------------------------------|---------------------|---------------------|------------------|---------------------|
| <u>Business-type activities:</u> | <u>12/31/2020</u> | <u>Additions</u> | <u>Disposals</u> | <u>12/31/2021</u> |
| <i>Capital assets, not being depreciated:</i> | | | | |
| Land | \$ 28,541 | \$ - | \$ - | \$ 28,541 |
| <i>Total capital assets, not being depreciated</i> | <u>28,541</u> | <u>-</u> | <u>-</u> | <u>28,541</u> |
| <i>Capital assets, being depreciated:</i> | | | | |
| Land improvements | 325,004 | - | - | 325,004 |
| Buildings and improvements | 6,141,940 | - | - | 6,141,940 |
| Equipment | 209,501 | 4,747 | - | 214,248 |
| Furniture and fixtures | 6,521 | - | - | 6,521 |
| Vehicles | 258,620 | - | - | 258,620 |
| Water and sewer lines | 223,368 | - | - | 223,368 |
| Intangibles | <u>2,030</u> | <u>-</u> | <u>-</u> | <u>2,030</u> |
| <i>Total capital assets, being depreciated</i> | <u>7,166,984</u> | <u>4,747</u> | <u>-</u> | <u>7,171,731</u> |
| <i>Less: accumulated depreciation:</i> | | | | |
| Land improvements | (293,478) | - | - | (293,478) |
| Buildings and improvements | (663,220) | (121,265) | - | (784,485) |
| Equipment | (143,787) | (4,477) | - | (148,264) |
| Furniture and fixtures | (3,619) | (352) | - | (3,971) |
| Vehicles | (183,890) | (15,262) | - | (199,152) |
| Water and sewer lines | (208,523) | (3,512) | - | (212,035) |
| Intangibles | <u>(2,030)</u> | <u>-</u> | <u>-</u> | <u>(2,030)</u> |
| Total accumulated depreciation | <u>(1,498,547)</u> | <u>(144,868)</u> | <u>-</u> | <u>(1,643,415)</u> |
| Total capital assets, being depreciated, net | <u>5,668,437</u> | <u>(140,121)</u> | <u>-</u> | <u>5,528,316</u> |
| Business-type activities capital assets, net | <u>\$ 5,696,978</u> | <u>\$ (140,121)</u> | <u>\$ -</u> | <u>\$ 5,556,857</u> |

Depreciation expense was charged to enterprise funds of the County as follows:

| | |
|-------------------------------------------------------|-------------------|
| <u>Business-type activities:</u> | |
| Sewer | \$ 137,100 |
| Building development | <u>7,768</u> |
| Total depreciation expense - business-type activities | <u>\$ 144,868</u> |

UNION COUNTY, OHIO

NOTES TO THE BASIC FINANCIAL STATEMENTS
FOR THE YEAR ENDED DECEMBER 31, 2021

NOTE 10 - NOTES PAYABLE

A summary of the note transactions for the year ended December 31, 2021, follows:

| | Balance 12/31/2020 | Issued | Retired | Balance 12/31/2021 |
|----------------------------------|-----------------------|--------|----------------|-----------------------|
| Governmental activities: | | | | |
| <u>Bond anticipation notes -</u> | | | | |
| <u>Direct borrowing</u> | | | | |
| Various purpose, series 2020 | \$ 4,500,000 | \$ - | \$ (4,500,000) | \$ - |

On September 8, 2020, the County issued \$4,500,000 in various purpose bond anticipation notes to refund the series 2019 notes that were outstanding for the purpose of upgrades to the justice center, the prosecutor’s office and security upgrades. These notes are considered direct borrowings. Direct borrowings have terms negotiated directly between the County and the lender and are not offered for public sale. The notes carried an interest rate of 1.00% and had a final maturity date of September 8, 2021. At December 31, 2021, there were no further obligations outstanding.

NOTE 11 - OTHER EMPLOYEE BENEFITS

A. Compensated Absences

County employees earn vacation and sick leave at varying rates depending on length of service, standard work week, and department policy. All accumulated, unused vacation time is paid upon separation from the County. County employees who have ten or more years of service are paid upon eligible retirement (under OPERS and STRS Ohio guidelines) for one-fourth of the value of their accumulated, unused sick leave up to a maximum of thirty days.

B. Employee Health Insurance

The County provides employee co-pay medical/surgical benefits through Anthem, a preferred provider organization (PPO) selected by the County Employees Benefits Consortium of Ohio (CEBCO). CEBCO’s rates are tiered for single, two party, and family households. The County’s portion is paid from the fund from which the employee’s salaries are paid. Under the fully insured program, there is a \$1,000/\$2,000 deductible for PPO network providers, and a \$2,000/\$4,000 per year single/family deductible for non-network providers.

UNION COUNTY, OHIO

NOTES TO THE BASIC FINANCIAL STATEMENTS
FOR THE YEAR ENDED DECEMBER 31, 2021

NOTE 12 - LONG-TERM OBLIGATIONS

A. Governmental Activities Long-Term Obligations

A schedule of changes in long-term obligations of the County during 2021 follows.

| | <u>Interest</u> Rate | <u>Balance</u> 12/31/2020 | <u>Additions</u> | <u>Reductions</u> | <u>Balance</u> 12/31/2021 | <u>Amount</u> Due in One Year |
|---------------------------------------|-------------------------|------------------------------|---------------------|----------------------------------------------|------------------------------|-------------------------------------|
| Governmental activities: | | | | | | |
| <u>General obligation bonds:</u> | | | | | | |
| 2009 various purpose refunding | 2.25-4.50% | \$ 990,000 | \$ - | \$ (990,000) | \$ - | \$ - |
| 2012 ditch improvement | 3.50% | 50,000 | - | (25,000) | 25,000 | 25,000 |
| 2021 security technology & equipment | 4.00% | - | 485,000 | (3,000) | 482,000 | 12,000 |
| 2021 Justice Center | 4.00% | - | 3,280,000 | (17,000) | 3,263,000 | 78,000 |
| | | <u>1,040,000</u> | <u>3,765,000</u> | <u>(1,035,000)</u> | <u>3,770,000</u> | <u>115,000</u> |
| <u>Sales tax revenue bonds</u> | | | | | | |
| 2012 London Avenue building refunding | 2.00-2.50% | 420,000 | - | (205,000) | 215,000 | 215,000 |
| Sales tax revenue bonds, Series 2018 | 2.00-5.00% | 9,480,000 | - | (545,000) | 8,935,000 | 555,000 |
| | | <u>9,900,000</u> | <u>-</u> | <u>(750,000)</u> | <u>9,150,000</u> | <u>770,000</u> |
| <u>OPWC Loans - Direct Borrowing</u> | | | | | | |
| OPWC Loans - Raymond Peoria | 0.00% | 607,040 | - | (56,910) | 550,130 | 37,940 |
| <u>Other long-term obligations</u> | | | | | | |
| Compensated absences | | 2,780,768 | 169,778 | (276,503) | 2,674,043 | 1,911,100 |
| Net pension liability | | 29,277,947 | - | (6,259,843) | 23,018,104 | - |
| Net OPEB liability | | 18,848,688 | - | (18,848,688) | - | - |
| | | <u>50,907,403</u> | <u>169,778</u> | <u>(25,385,034)</u> | <u>25,692,147</u> | <u>1,911,100</u> |
| Total other long-term obligations | | <u>50,907,403</u> | <u>169,778</u> | <u>(25,385,034)</u> | <u>25,692,147</u> | <u>1,911,100</u> |
| Total governmental activities | | <u>\$ 62,454,443</u> | <u>\$ 3,934,778</u> | <u>\$ (27,226,944)</u> | 39,162,277 | <u>\$ 2,834,040</u> |
| | | | | Add: Unamortized premium on bond issue: | <u>1,276,691</u> | |
| | | | | Total reported on statement of net position: | <u>\$ 40,438,968</u> | |

All general obligation bonds are supported by the full faith and credit of Union County. General obligation bonds are presented as a liability in the governmental activities and are payable from unvoted property tax revenues to the extent that other resources are not available to meet annual principal and interest expenditures.

2009 Various Purpose Refunding Bonds

On June 1, 2009, the County issued general obligation bonds (2009 various purpose refunding bonds) to advance refund the callable portion of the of the 1998 building renovation bonds (callable principal \$1,765,000), to advance refund the callable portion of the 1998 sheriff facility bonds (callable principal \$1,745,000) and to provide funds to retire the Main Street bond anticipation note (\$3,000,000). There was no balance remaining on the bonds at December 31, 2021.

UNION COUNTY, OHIO

NOTES TO THE BASIC FINANCIAL STATEMENTS FOR THE YEAR ENDED DECEMBER 31, 2021

NOTE 12 - LONG-TERM OBLIGATIONS - (Continued)

The issuance proceeds of \$3,545,100 were used to purchase securities which were placed in an irrevocable trust to provide resources for all future debt service payments on the refunded debt.

The refunding issue is comprised of serial bonds, par value \$6,470,000. The bonds bear interest rates ranging from 2.25% to 4.50% and were fully retired during 2021. These bonds are general obligation bonds for which the full faith and credit of the County was pledged for repayment.

The reacquisition price exceeded the net carrying amount of the old debt by \$35,100. This amount is being netted against the new debt and amortized over the remaining life of the refunded debt.

Principal and interest payments were made from the bond retirement fund (a nonmajor governmental fund).

2012 Ditch Improvement General Obligation Bonds

On July 12, 2012, the County issued \$220,000 in general obligation bonds for the purpose of paying costs of ditch improvements throughout the County. The interest rate on the bonds is 3.500%. The bonds were issued for a ten year period, with a final stated maturity date of December 1, 2022. Principal and interest payments are made from the bond retirement fund (a nonmajor governmental fund).

2021 Security Technology & Equipment and 2021 Justice Center General Obligation Bonds

During 2021, the County issued \$3,765,000 in general obligation bonds to refund the various purpose notes, Series 2020. The issue is comprised of current interest bonds, par value \$3,765,000. The interest rates on the current interest bonds are 4.00%. Interest payments on the current interest bonds are due on June 1 and December 1 of each year. The final maturity stated in the issue is December 1, 2046. Principal and interest payments are made from the bond retirement fund (a nonmajor governmental fund).

2012 Sales Tax Revenue Refunding Bond

On July 10, 2012, the County issued sales tax receipt bonds (2012 sales tax revenue refunding bonds) to advance refund the callable portion of the of the 2002 London Avenue building bonds (callable principal \$2,230,000). The balance of the refunded 2002 London Avenue building bonds at December 31, 2021 is \$255,000.

The refunding issue is comprised of \$1,705,000 in serial bonds and \$375,000 in term bonds. The interest rate on the current interest bonds range from 2.000% to 2.500%. The bonds were issued for a ten year period, with a final stated maturity date of December 1, 2022. The interest rate on the term bond is 2.000% with a final stated maturity date of December 1, 2017.

The reacquisition price exceeded the net carrying amount of the old debt by \$52,518. This amount is being netted against the new debt and amortized over the remaining life of the refunded debt.

Sales Tax Revenue Bonds, Series 2018

On March 28, 2018, the County issued \$10,865,000 in sales tax receipt bonds (sales tax revenue bonds, series 2018) to refund the Series 2017 Bond Anticipation Notes. The issuance is comprised of \$8,080,000 in series bonds and \$2,785,000 in term bonds. The bonds carry interest rates ranging from 2.00-5.00% and have a final maturity date of December 1, 2037. \$3,400,000 of the original issuance are not included in the calculation of "net investment in capital assets" since the County will not own Cosgray Roundabout.

UNION COUNTY, OHIO

NOTES TO THE BASIC FINANCIAL STATEMENTS
FOR THE YEAR ENDED DECEMBER 31, 2021

NOTE 12 - LONG-TERM OBLIGATIONS - (Continued)

The County has pledged future sales tax revenues, net of specified operating expenses, to repay the series 2012 sales tax revenue refunding bonds that were used for refunding the previous 2002 London Avenue building bonds and the sales tax revenue bonds, series 2018 that were used to fund the previous series 2017 bond anticipation notes. Both bond issuances are payable from sales tax revenues that are transferred to the sales tax debt fund to make the required principal and interest payments and are payable through 2022 and 2037, respectively. Annual principal and interest payments on the bonds are expected to require approximately 8.06% of County sales tax revenues. The total principal and interest remaining to be paid on the bonds is \$12,066,725. Principal and interest paid for the current year and total sales tax revenues of the general fund were \$750,000, \$385,025 and \$14,088,465, respectively.

Ohio Public Works Commission (OPWC) Loans

The County has entered into loan agreements with the OPWC to finance the Raymond Peoria sanitary sewer project. These loans are considered direct borrowings. Direct borrowings have terms negotiated directly between the County and the lender and are not offered for public sale. In the event of default, the OPWC may (1) charge an 8% default interest rate from the date of the default to the date of the payment and charge the City for all costs incurred by the OPWC in curing the default, (2) in accordance with Ohio Revised Code 164.05, direct the county treasurer of the county in which the City is located to pay the amount of the default from funds that would otherwise be appropriated to the City from such county's undivided local government fund pursuant to ORC 5747.51-5747.53, or (3) at its discretion, declare the entire principal amount of loan then remaining unpaid, together with all accrued interest and other charges, become immediately due and payable. These bear no interest. Principal payments will be made from the debt service fund (a nonmajor governmental fund).

Compensated absences

The compensated absences liability will be paid from the fund from which the employees' salaries are paid. The fund primarily responsible for payment of compensated absences is the general fund for governmental activities.

Net Pension Liability and Net OPEB Liability

See Notes 15 and 16 for details on the net pension liability and net OPEB liability, respectively. The general fund, board of DD fund, motor vehicle and gas tax fund, public assistance fund (a nonmajor governmental fund) and 9-1-1 emergency fund (a nonmajor governmental fund) are the most significant funds that have been used in prior years to liquidate the net pension liability and net OPEB liability.

- B.** The annual requirements to amortize governmental activities long-term obligations outstanding as of December 31, 2021, are as follows:

| Year Ended December 31, | General Obligation Bonds | | | Sales Tax Revenue Bonds | | |
|----------------------------|--------------------------|-------------------|---------------------|-------------------------|---------------------|----------------------|
| | Principal | Interest | Total | Principal | Interest | Total |
| 2022 | \$ 115,000 | \$ 20,155 | \$ 135,155 | \$ 770,000 | \$ 368,150 | \$ 1,138,150 |
| 2023 | 95,000 | 18,800 | 113,800 | 585,000 | 340,575 | 925,575 |
| 2024 | 100,000 | 18,320 | 118,320 | 605,000 | 317,175 | 922,175 |
| 2025 | 100,000 | 17,800 | 117,800 | 630,000 | 292,975 | 922,975 |
| 2026 | 105,000 | 17,280 | 122,280 | 645,000 | 275,650 | 920,650 |
| 2027 - 2031 | 595,000 | 77,720 | 672,720 | 3,130,000 | 919,600 | 4,049,600 |
| 2032 - 2036 | 725,000 | 61,240 | 786,240 | 2,275,000 | 382,200 | 2,657,200 |
| 2037 - 2041 | 875,000 | 41,040 | 916,040 | 510,000 | 20,400 | 530,400 |
| 2042 - 2046 | <u>1,060,000</u> | <u>16,800</u> | <u>1,076,800</u> | - | - | - |
| Total | <u>\$ 3,770,000</u> | <u>\$ 289,155</u> | <u>\$ 4,059,155</u> | <u>\$ 9,150,000</u> | <u>\$ 2,916,725</u> | <u>\$ 12,066,725</u> |

UNION COUNTY, OHIO

NOTES TO THE BASIC FINANCIAL STATEMENTS
FOR THE YEAR ENDED DECEMBER 31, 2021

NOTE 12 - LONG-TERM OBLIGATIONS - (Continued)

| Year Ended December 31, | OPWC Loans - Direct Borrowing | | |
|----------------------------|-------------------------------|-------------|-------------------|
| | Principal | Interest | Total |
| 2022 | \$ 37,940 | \$ - | \$ 37,940 |
| 2023 | 37,940 | - | 37,940 |
| 2024 | 37,940 | - | 37,940 |
| 2025 | 37,940 | - | 37,940 |
| 2026 | 37,940 | - | 37,940 |
| 2027 - 2031 | 189,700 | - | 189,700 |
| 2032 - 2036 | 170,730 | - | 170,730 |
| Total | <u>\$ 550,130</u> | <u>\$ -</u> | <u>\$ 550,130</u> |

C. Business-Type Activities Long-Term Obligations

A schedule of changes in long-term obligations of the County during 2021 follows.

| | Interest Rate | Balance 12/31/20 | Additions | Reductions | Balance 12/31/21 | Amount Due in One Year |
|-------------------------------------|------------------|---------------------|-------------|-----------------------|---------------------|------------------------------|
| Business-type activities: | | | | | | |
| <u>Other long-term obligations:</u> | | | | | | |
| Compensated absences | N/A | \$ 148,967 | \$ - | \$ (99,744) | \$ 49,223 | \$ 47,740 |
| USDA - Collection Revenue | | | | | | |
| Bond - Direct Borrowing | 3.25% | 605,981 | - | (10,019) | 595,962 | 10,344 |
| OPWC loans - direct borrowing | N/A | 371,977 | - | (24,798) | 347,179 | 16,532 |
| Net pension liability | N/A | 1,162,208 | - | (258,987) | 903,221 | - |
| Net OPEB liability | N/A | 807,865 | - | (807,865) | - | - |
| Total other long-term obligations | | <u>3,096,998</u> | <u>-</u> | <u>(1,201,413)</u> | <u>1,895,585</u> | <u>74,616</u> |
| Total business-type activities | | <u>\$ 3,096,998</u> | <u>\$ -</u> | <u>\$ (1,201,413)</u> | <u>\$ 1,895,585</u> | <u>\$ 74,616</u> |

Compensated absences

The compensated absences liability will be paid from the fund from which the employees' salaries are paid. The funds primarily responsible for payment of compensated absences are the sanitary sewer district fund and building development fund.

Wastewater Collection System Revenue Bond - Series 2014

On September 30, 2014 the County issued \$643,000 of USDA Wastewater Collection System Revenue Bonds. These bonds bear an interest rate of 3.25% and mature on September 1, 2054. The bonds are issued for the purpose of acquiring, constructing, and improving the wastewater collection systems in the unincorporated territories of Raymond and Peoria within the County. These bonds will be paid solely from the revenue of the utility out of the sewer fund.

These bonds are considered direct borrowings. Direct borrowings have terms negotiated directly between the County and the lender and are not offered for public sale.

UNION COUNTY, OHIO

NOTES TO THE BASIC FINANCIAL STATEMENTS
FOR THE YEAR ENDED DECEMBER 31, 2021

NOTE 12 - LONG-TERM OBLIGATIONS - (Continued)

The County has pledged future wastewater customer revenues, net of specified operating expenses, to repay the series 2014 wastewater revenue bonds that were used for acquiring, constructing, and improving the wastewater collection systems in the unincorporated territories of Raymond and Peoria within the County. The series 2014 wastewater revenue bonds are payable from wastewater customer net revenues and are payable through 2054. Annual principal and interest payments on the bonds are expected to require approximately 2.26% of net revenues and 6.94% of operating revenue. The total principal and interest remaining to be paid on the series 2014 wastewater refunding revenue bonds is \$980,268. Principal and interest paid for the current year and total customer net revenues (including cash and cash equivalents with the sewer fund) were \$10,019, \$19,694 and \$1,315,401, respectively.

OPWC Loans

The County's sanitary sewer district fund received a loan from OPWC for Millcreek Estates project. These loans are considered direct borrowings. Direct borrowings have terms negotiated directly between the County and the lender and are not offered for public sale. In the event of default, the OPWC may (1) charge an 8% default interest rate from the date of the default to the date of the payment and charge the City for all costs incurred by the OPWC in curing the default, (2) in accordance with Ohio Revised Code 164.05, direct the county treasurer of the county in which the City is located to pay the amount of the default from funds that would otherwise be appropriated to the City from such county's undivided local government fund pursuant to ORC 5747.51-5747.53, or (3) at its discretion, declare the entire principal amount of loan then remaining unpaid, together with all accrued interest and other charges, become immediately due and payable. These bear no interest. Principal payments will be made from the sanitary sewer district fund.

Net Pension Liability and Net OPEB Liability

See Notes 15 and 16 for details on the net pension liability and net OPEB liability, respectively. Payments will be made from the sanitary sewer district fund and building and development fund.

- D.** The annual requirements to amortize business-type activities long-term obligations outstanding as of December 31, 2021, are as follows:

| Year Ended December 31, | <u>USDA Revenue Bonds - Sewer</u> | | | <u>OPWC Loans - Direct Borrowing</u> | | |
|----------------------------|-----------------------------------|-------------------|-------------------|--------------------------------------|-----------------|-------------------|
| | <u>Principal</u> | <u>Interest</u> | <u>Total</u> | <u>Principal</u> | <u>Interest</u> | <u>Total</u> |
| 2022 | \$ 10,344 | \$ 19,369 | \$ 29,713 | \$ 16,532 | \$ - | \$ 16,532 |
| 2023 | 10,680 | 19,033 | 29,713 | 16,532 | - | 16,532 |
| 2024 | 11,028 | 18,685 | 29,713 | 16,532 | - | 16,532 |
| 2025 | 11,386 | 18,327 | 29,713 | 16,532 | - | 16,532 |
| 2026 | 11,756 | 17,957 | 29,713 | 16,532 | - | 16,532 |
| 2027 - 2031 | 64,766 | 83,800 | 148,566 | 82,660 | - | 82,660 |
| 2032 - 2036 | 75,997 | 72,568 | 148,565 | 82,660 | - | 82,660 |
| 2037 - 2041 | 89,176 | 59,390 | 148,566 | 82,660 | - | 82,660 |
| 2042 - 2046 | 104,640 | 43,926 | 148,566 | 16,539 | - | 16,539 |
| 2047 - 2051 | 122,785 | 25,780 | 148,565 | - | - | - |
| 2052 - 2054 | 83,404 | 5,471 | 88,875 | - | - | - |
| Total | <u>\$ 595,962</u> | <u>\$ 384,306</u> | <u>\$ 980,268</u> | <u>\$ 347,179</u> | <u>\$ -</u> | <u>\$ 347,179</u> |

UNION COUNTY, OHIO

NOTES TO THE BASIC FINANCIAL STATEMENTS
FOR THE YEAR ENDED DECEMBER 31, 2021

NOTE 12 - LONG-TERM OBLIGATIONS - (Continued)

E. Legal Debt Margin

The Ohio Revised Code provides that the net general obligation debt of the County, exclusive of certain exempt debt, issued without a vote of the electors should not exceed one percent of the total assessed valuation of the County. The code further provides that the total voted and un-voted net debt of the County less the same exempt debt should not exceed a sum equal to three percent of the first \$100,000,000 of the assessed valuation, plus one and one-half percent of such valuation in excess of \$100,000,000 and not in excess of \$300,000,000, plus two and one-half percent of such valuation in excess of \$300,000,000.

The effects of the debt limitations described above at December 31, 2021 are an overall debt limit of \$47,374,532 and an un-voted debt limit of \$17,287,813.

NOTE 13 - CONTRACTUAL COMMITMENTS

The County had the following outstanding contractual commitments as of December 31, 2021:

| <u>Contractor</u> | <u>Contractor Amount</u> | <u>Outstanding Balance</u> |
|----------------------------|--------------------------|----------------------------|
| Bob Chapman Ford, Inc. | \$ 209,046 | \$ 209,046 |
| The Shelly Company | 772,031 | 52,761 |
| Miller Builders LLC | 271,993 | 196,993 |
| Setterlin Building Company | 125,623 | 125,623 |
| NR Lee Restoration LTD. | 218,900 | 69,511 |

NOTE 14 - RISK MANAGEMENT

Property and Liability Insurance

The County is exposed to various risks of loss related to torts, theft or damage to and destruction of assets; errors and omissions; injuries to employees and natural disasters. During 2021, the County contracted with the County Risk Sharing Authority (CORSA) for property, general liability, commercial fleet, liability employee’s benefit, data processing equipment, 911 equipment, County Engineer contractor equipment, valuable paper’s additional, theft/disappearance/destruction for inside and outside, crime coverage, forgery and alteration of checks, and umbrella insurance. Settlements have not exceeded coverage for each of the past three years.

Property

- Blanket; all risks of direct physical loss or damage to property \$100,000,000 annual aggregate pool limit for flood and earthquake

Liability

- Automobile \$1,000,000 each occurrence
- Uninsured/Underinsured Motorists \$250,000 each occurrence
- General \$1,000,000 each occurrence
- Stop Gap \$1,000,000 each occurrence
- Law Enforcement \$1,000,000 each occurrence
- Errors and Omissions \$1,000,000 each occurrence

UNION COUNTY, OHIO

NOTES TO THE BASIC FINANCIAL STATEMENTS
FOR THE YEAR ENDED DECEMBER 31, 2021

NOTE 14 - RISK MANAGEMENT - (Continued)

Crime

| | |
|--------------------------------------------|-----------------------------|
| • Employee Dishonesty/Faithful Performance | \$1,000,000 each occurrence |
| • Money and Securities (inside) | \$1,000,000 each occurrence |
| • Money and Securities (outside) | \$1,000,000 each occurrence |
| • Money Orders and Counterfeit Currency | \$1,000,000 each occurrence |
| • Depositor's Forgery | \$1,000,000 each occurrence |
| • Fund Transfer Fraud | \$500,000 each occurrence |
| • Computer Fraud | \$500,000 each occurrence |
| • Individual Public Official Bond Excess | \$250,000 each occurrence |
| • Claims Expense | \$1,000 each occurrence |

Equipment Breakdown

- \$100,000,000 each accident

Deductible: \$2,500 each on every loss and/or claim and or occurrence.

The Mental Health and Recovery Board has property and liability insurance with Huntington Insurance Company for ten complexes. Each complex has a \$1,000,000 general liability policy with an automobile liability of \$1,000,000.

The Board of Developmental Disabilities has a professional liability insurance policy with coverage of \$3,000,000 per occurrence, and \$5,000,000 in the aggregate.

The Union County Airport Authority has a property insurance policy with CORSA and a liability insurance policy through United States Aircraft Insurance Group. The airport premises have a \$1,000,000 limit. Airport hangars have a \$1,000,000 limit.

For 2021, the County participated in the County Commissioners Association of Ohio Service Corporation, a worker's compensation group rating plan (the Plan), an insurance purchasing pool (See Note 2). The Plan is intended to achieve lower workers' compensation rates while establishing safer working conditions and environments for the participants. The workers' compensation experience of the participating counties is calculated as one experience and a common premium rate is applied to all counties in the Plan. Each county pays its workers' compensation premium to the State based on the rate for the Plan rather than the County's individual rate. In order to allocate the savings derived by the formation of the Plan, and to maximize the number of participants in the Plan, the Plan's executive committee annually calculates the total savings which accrued to the Plan through its formation. This savings is then compared to the overall savings percentage of the Plan. The Plan's executive committee then collects rate contributions from or pays rate equalization rebates to the various participants. Participation in the Plan is limited to counties that can meet the Plan's selection criteria. The firm of Comp Management, Inc., provides administrative, cost control, and actuarial services to the Plan. Each year, the County pays an enrollment fee to the Plan to cover the costs of administering the program.

The County may withdraw from the Plan if written notice is provided sixty days prior to the prescribed application deadline of the Ohio Bureau of Workers' Compensation. However, the County is not relieved of the obligation to pay any amounts owed to the Plan prior to withdrawal, and any County leaving the Plan allows the representative of the Plan to access loss experience for three years following the last year of participation.

UNION COUNTY, OHIO

NOTES TO THE BASIC FINANCIAL STATEMENTS FOR THE YEAR ENDED DECEMBER 31, 2021

NOTE 15 - DEFINED BENEFIT PENSION PLANS

The Statewide retirement systems provide both pension benefits and other postemployment benefits (OPEB).

Net Pension Liability/Asset and Net OPEB Asset

Pensions and OPEB are a component of exchange transactions – between an employer and its employees – of salaries and benefits for employee services. Pensions are provided to an employee – on a deferred-payment basis – as part of the total compensation package offered by an employer for employee services each financial period.

The net pension liability/asset and the net OPEB asset represent Union County's proportionate share of each pension/OPEB plan's collective actuarial present value of projected benefit payments attributable to past periods of service, net of each pension/OPEB plan's fiduciary net position. The net pension/OPEB liability/asset calculation is dependent on critical long-term variables, including estimated average life expectancies, earnings on investments, cost-of-living adjustments and others. While these estimates use the best information available, unknowable future events require adjusting this estimate annually.

Ohio Revised Code limits Union County's obligation for this liability to annually required payments. Union County cannot control benefit terms or the manner in which pensions/OPEB are financed; however, Union County does receive the benefit of employees' services in exchange for compensation including pension and OPEB.

GASB 68/75 assumes the liability/asset is solely the obligation of the employer, because (1) they benefit from employee services; and (2) State statute requires funding to come from these employers. All pension contributions to date have come solely from these employers (which also includes pension costs paid in the form of withholdings from employees). The retirement systems may allocate a portion of the employer contributions to provide for these OPEB benefits. In addition, health care plan enrollees pay a portion of the health care costs in the form of a monthly premium. State statute requires the retirement systems to amortize unfunded pension liabilities within 30 years. If the pension amortization period exceeds 30 years, each retirement system's board must propose corrective action to the State legislature. Any resulting legislative change to benefits or funding could significantly affect the net pension/OPEB liability. Resulting adjustments to the net pension/OPEB liability would be effective when the changes are legally enforceable. The Ohio Revised Code permits, but does not require, the retirement systems to provide health care to eligible benefit recipients.

The proportionate share of each plan's unfunded benefits is presented as a long-term net pension/OPEB liability/asset on the accrual basis of accounting. Any liability for the contractually-required pension/OPEB contribution outstanding at the end of the year is included in due to other governments on both the accrual and modified accrual bases of accounting.

The remainder of this note includes the pension disclosures. See Note 16 for the OPEB disclosures.

Plan Description - Ohio Public Employees Retirement System (OPERS)

Plan Description - Union County employees, participate in the Ohio Public Employees Retirement System (OPERS). OPERS administers three separate pension plans. The traditional pension plan is a cost-sharing, multiple-employer defined benefit pension plan. The member-directed plan is a defined contribution plan and the combined plan is a combination cost-sharing, multiple-employer defined benefit/defined contribution pension plan. Participating employers are divided into state, local, law enforcement and public safety divisions. While members in the state and local divisions may participate in all three plans, law enforcement and public safety divisions exist only within the traditional plan.

OPERS provides retirement, disability, survivor and death benefits, and annual cost of living adjustments to members of the traditional and combined plans. Authority to establish and amend benefits is provided by Chapter 145 of the Ohio Revised Code. OPERS issues a stand-alone financial report that includes financial statements, required supplementary information and detailed information about OPERS' fiduciary net position that may be obtained by visiting <https://www.opers.org/financial/reports.shtml>, by writing to the Ohio Public Employees Retirement System, 277 East Town Street, Columbus, Ohio 43215-4642, or by calling 800-222-7377.

UNION COUNTY, OHIO

NOTES TO THE BASIC FINANCIAL STATEMENTS
FOR THE YEAR ENDED DECEMBER 31, 2021

NOTE 15 - DEFINED BENEFIT PENSION PLANS - (Continued)

Senate Bill (SB) 343 was enacted into law with an effective date of January 7, 2013. In the legislation, members in the traditional and combined plans were categorized into three groups with varying provisions of the law applicable to each group. The following table provides age and service requirements for retirement and the retirement formula applied to final average salary (FAS) for the three member groups under the traditional and combined plans as per the reduced benefits adopted by SB 343 (see OPERS Annual Report referenced above for additional information, including requirements for reduced and unreduced benefits):

| Group A Eligible to retire prior to January 7, 2013 or five years after January 7, 2013 | Group B 20 years of service credit prior to January 7, 2013 or eligible to retire ten years after January 7, 2013 | Group C Members not in other Groups and members hired on or after January 7, 2013 |
|--------------------------------------------------------------------------------------------------------------------------------------------------------|--------------------------------------------------------------------------------------------------------------------------------------------------------|--------------------------------------------------------------------------------------------------------------------------------------------------------|
| State and Local | State and Local | State and Local |
| Age and Service Requirements: Age 60 with 60 months of service credit or Age 55 with 25 years of service credit | Age and Service Requirements: Age 60 with 60 months of service credit or Age 55 with 25 years of service credit | Age and Service Requirements: Age 57 with 25 years of service credit or Age 62 with 5 years of service credit |
| Traditional Plan Formula: 2.2% of FAS multiplied by years of service for the first 30 years and 2.5% for service years in excess of 30 | Traditional Plan Formula: 2.2% of FAS multiplied by years of service for the first 30 years and 2.5% for service years in excess of 30 | Traditional Plan Formula: 2.2% of FAS multiplied by years of service for the first 35 years and 2.5% for service years in excess of 35 |
| Combined Plan Formula: 1% of FAS multiplied by years of service for the first 30 years and 1.25% for service years in excess of 30 | Combined Plan Formula: 1% of FAS multiplied by years of service for the first 30 years and 1.25% for service years in excess of 30 | Combined Plan Formula: 1% of FAS multiplied by years of service for the first 35 years and 1.25% for service years in excess of 35 |
| Public Safety | Public Safety | Public Safety |
| Age and Service Requirements: Age 48 with 25 years of service credit or Age 52 with 15 years of service credit | Age and Service Requirements: Age 48 with 25 years of service credit or Age 52 with 15 years of service credit | Age and Service Requirements: Age 52 with 25 years of service credit or Age 56 with 15 years of service credit |
| Law Enforcement | Law Enforcement | Law Enforcement |
| Age and Service Requirements: Age 52 with 15 years of service credit | Age and Service Requirements: Age 48 with 25 years of service credit or Age 52 with 15 years of service credit | Age and Service Requirements: Age 48 with 25 years of service credit or Age 56 with 15 years of service credit |
| Public Safety and Law Enforcement | Public Safety and Law Enforcement | Public Safety and Law Enforcement |
| Traditional Plan Formula: 2.5% of FAS multiplied by years of service for the first 25 years and 2.1% for service years in excess of 25 | Traditional Plan Formula: 2.5% of FAS multiplied by years of service for the first 25 years and 2.1% for service years in excess of 25 | Traditional Plan Formula: 2.5% of FAS multiplied by years of service for the first 25 years and 2.1% for service years in excess of 25 |

Final Average Salary (FAS) represents the average of the three highest years of earnings over a member's career for Groups A and B. Group C is based on the average of the five highest years of earnings over a member's career.

Members who retire before meeting the age and years of service credit requirement for unreduced benefits receive a percentage reduction in the benefit amount. The initial amount of a member's pension benefit is vested upon receipt of the initial benefit payment for calculation of an annual cost-of-living adjustment.

UNION COUNTY, OHIO

NOTES TO THE BASIC FINANCIAL STATEMENTS
FOR THE YEAR ENDED DECEMBER 31, 2021

NOTE 15 - DEFINED BENEFIT PENSION PLANS - (Continued)

When a traditional plan benefit recipient has received benefits for 12 months, current law provides for an annual cost of living adjustment (COLA). This COLA is calculated on the base retirement benefit at the date of retirement and is not compounded. Members retiring under the combined plan receive a cost-of-living adjustment on the defined benefit portion of their pension benefit. For those who retired prior to January 7, 2013, the cost of living adjustment is 3 percent. For those retiring subsequent to January 7, 2013, beginning in calendar year 2019, current law provides that the COLA will be based on the average percentage increase in the Consumer Price Index, capped at 3.00%.

Defined contribution plan benefits are established in the plan documents, which may be amended by the Board. Member-directed plan and combined plan members who have met the retirement eligibility requirements may apply for retirement benefits. The amount available for defined contribution benefits in the combined plan consists of the member's contributions plus or minus the investment gains or losses resulting from the member's investment selections. The amount available for defined contribution benefits in the combined plan consists of the member's contributions plus or minus the investment gains or losses resulting from the member's investment selections. Combined plan members wishing to receive benefits must meet the requirements for both the defined benefit and defined contribution plans. Member-directed participants must have attained the age of 55, have money on deposit in the defined contribution plan and have terminated public service to apply for retirement benefits. The amount available for defined contribution benefits in the member-directed plan consists of the members' contributions, vested employer contributions and investment gains or losses resulting from the members' investment selections. Employer contributions and associated investment earnings vest over a five-year period, at a rate of 20 percent each year. At retirement, members may select one of several distribution options for payment of the vested balance in their individual OPERS accounts. Options include the annuitization of the benefit (which includes joint and survivor options), partial lump-sum payments (subject to limitations), a rollover of the vested account balance to another financial institution, receipt of entire account balance, net of taxes withheld, or a combination of these options. When members choose to annuitize their defined contribution benefit, the annuitized portion of the benefit is reclassified to a defined benefit.

Beginning in 2022, the Combined Plan will be consolidated under the Traditional Pension Plan (defined benefit plan) and the Combined Plan option will no longer be available for new hires beginning in 2022.

Funding Policy - The Ohio Revised Code (ORC) provides statutory authority for member and employer contributions as follows:

| | <u>State and Local</u> | <u>Public Safety</u> | <u>Law Enforcement</u> |
|--------------------------------------------------|----------------------------|--------------------------|----------------------------|
| 2021 Statutory Maximum Contribution Rates | | | |
| Employer | 14.0 % | 18.1 % | 18.1 % |
| Employee * | 10.0 % | ** | *** |
| 2021 Actual Contribution Rates | | | |
| Employer: | | | |
| Pension | 14.0 % | 18.1 % | 18.1 % |
| Post-employment Health Care Benefits **** | <u>0.0 %</u> | <u>0.0 %</u> | <u>0.0 %</u> |
| Total Employer | <u>14.0 %</u> | <u>18.1 %</u> | <u>18.1 %</u> |
| Employee | <u>10.0 %</u> | <u>12.0 %</u> | <u>13.0 %</u> |

* This rate is determined by OPERS' Board and has no maximum rate established by ORC.

** This rate is also determined by OPERS' Board, but is limited by ORC to not more than 2 percent greater than the Public Safety rate.

*** Member contributions within the combined plan are not used to fund the defined benefit retirement allowance

**** This employer health care rate is for the traditional and combined plans. The employer contribution for the member-directed plan is 4.00%.

UNION COUNTY, OHIO

NOTES TO THE BASIC FINANCIAL STATEMENTS FOR THE YEAR ENDED DECEMBER 31, 2021

NOTE 15 - DEFINED BENEFIT PENSION PLANS - (Continued)

Employer contribution rates are actuarially determined and are expressed as a percentage of covered payroll.

Union County's contractually required contribution for the Traditional Pension Plan and the Combined Plan was \$3,437,218 for 2021. Of this amount, \$345,459 is reported as due to other governments.

Plan Description - State Teachers Retirement System (STRS)

Plan Description - Licensed teachers participate in STRS, a cost-sharing multiple-employer public employee retirement system administered by STRS. STRS provides retirement and disability benefits to members and death and survivor benefits to beneficiaries. STRS issues a stand-alone financial report that includes financial statements, required supplementary information and detailed information about STRS' fiduciary net position. That report can be obtained by writing to STRS, 275 E. Broad St., Columbus, OH 43215-3771, by calling (888) 227-7877, or by visiting the STRS website at www.strsoh.org.

New members have a choice of three retirement plans: a Defined Benefit (DB) Plan, a Defined Contribution (DC) Plan and a Combined (CO) Plan. Benefits are established by Ohio Revised Code Chapter 3307. The DB Plan offers an annual retirement allowance based on final average salary multiplied by a percentage that varies based on years of service. Effective August 1, 2015, the calculation will be 2.2% of final average salary for the five highest years of earnings multiplied by all years of service. Effective July 1, 2017, the cost-of-living adjustment was reduced to zero. Members are eligible to retire at age 60 with five years of qualifying service credit, or age 55 with 28 years of service, or 33 years of service regardless of age. Eligibility changes will be phased in until August 1, 2026, when retirement eligibility for unreduced benefits will be five years of service credit and age 65, or 35 years of service credit and at least age 60.

The DC Plan allows members to place all of their member contributions and 9.53% of the 14% employer contributions into an investment account. Investment allocation decisions are determined by the member. The remaining 4.47% of the 14% employer rate is allocated to the defined benefit unfunded liability. A member is eligible to receive a retirement benefit at age 50 and termination of employment. The member may elect to receive a lifetime monthly annuity or a lump sum withdrawal.

The Combined Plan offers features of both the DB Plan and the DC Plan. In the Combined Plan, 12% of the 14% member rate goes to the DC Plan and the remaining 2% is applied to the DB Plan. Member contributions to the DC Plan are allocated among investment choices by the member, and contributions to the DB Plan from the employer and the member are used to fund the defined benefit payment at a reduced level from the regular DB Plan. The defined benefit portion of the Combined Plan payment is payable to a member on or after age 60 with five years of service. The defined contribution portion of the account may be taken as a lump sum payment or converted to a lifetime monthly annuity after termination of employment at age 50 and after termination of employment.

New members who choose the DC Plan or Combined Plan will have another opportunity to reselect a permanent plan during their fifth year of membership. Members may remain in the same plan or transfer to another STRS plan. The optional annuitization of a member's defined contribution account or the defined contribution portion of a member's Combined Plan account to a lifetime benefit results in STRS bearing the risk of investment gain or loss on the account. STRS has therefore included all three plan options as one defined benefit plan for GASB 68 reporting purposes.

A DB or Combined Plan member with five or more years of credited service who is determined to be disabled may qualify for a disability benefit. Eligible survivors of members who die before service retirement may qualify for monthly benefits. New members on or after July 1, 2013, must have at least ten years of qualifying service credit to apply for disability benefits. Members in the DC Plan who become disabled are entitled only to their account balance.

Eligible survivors of members who die before service retirement may qualify for monthly benefits. If a member of the DC Plan dies before retirement benefits begin, the member's designated beneficiary is entitled to receive the member's account balance.

UNION COUNTY, OHIO

NOTES TO THE BASIC FINANCIAL STATEMENTS
FOR THE YEAR ENDED DECEMBER 31, 2021

NOTE 15 - DEFINED BENEFIT PENSION PLANS - (Continued)

Funding Policy - Employer and member contribution rates are established by the State Teachers Retirement Board and limited by Chapter 3307 of the Ohio Revised Code. For 2021, plan members were required to contribute 14% of their annual covered salary. The County was required to contribute 14%; the entire 14% was the portion used to fund pension obligations. The 2021 contribution rates were equal to the statutory maximum rates.

The County's contractually required contribution to STRS was \$170,259 for 2021. Of this amount, \$12,468 is reported as due to other governments.

Net Pension Liabilities/Assets, Pension Expense, and Deferred Outflows of Resources and Deferred Inflows of Resources Related to Pensions

The net pension liability and net pension asset for OPERS was measured as of December 31, 2020, and the total pension liability or asset used to calculate the net pension liability or asset was determined by an actuarial valuation as of that date. STRS's total pension liability was measured as of June 30, 2021, and the total pension liability used to calculate the net pension liability was determined by an actuarial valuation as of that date. The County's proportion of the net pension liability or asset was based on the County's share of contributions to the pension plan relative to the contributions of all participating entities.

Following is information related to the proportionate share and pension expense:

| | OPERS - Traditional | OPERS - Combined | STRS | Total |
|------------------------------------------------------------------------|------------------------|---------------------|--------------------|---------------|
| Proportion of the net pension liability/asset prior measurement date | 0.17107900% | 0.19293200% | 0.00893486% | |
| Proportion of the net pension liability/asset current measurement date | <u>0.18448400%</u> | <u>0.20795100%</u> | <u>0.00901229%</u> | |
| Change in proportionate share | <u>0.01340500%</u> | <u>0.01501900%</u> | <u>0.00007743%</u> | |
| Proportionate share of the net pension liability | \$ 22,769,023 | \$ - | \$ 1,152,302 | \$ 23,921,325 |
| Proportionate share of the net pension asset | - | (500,320) | - | (500,320) |
| Pension expense | 1,981,880 | 11,795 | 8,548 | 2,002,223 |

Pension expense for the member-directed defined contribution plan was \$74,329 for 2021. The aggregate pension expense for all pension plans was \$2,076,552 for 2021.

UNION COUNTY, OHIO

NOTES TO THE BASIC FINANCIAL STATEMENTS
FOR THE YEAR ENDED DECEMBER 31, 2021

NOTE 15 - DEFINED BENEFIT PENSION PLANS - (Continued)

At December 31, 2021, Union County reported deferred outflows of resources and deferred inflows of resources related to pensions from the following sources:

| | OPERS - Traditional | OPERS - Combined | STRS | Total |
|----------------------------------------------------------------------------------------------------|------------------------|---------------------|-------------------|---------------------|
| Deferred outflows of resources | | | | |
| Differences between expected and actual experience | \$ - | \$ - | \$ 35,600 | \$ 35,600 |
| Changes of assumptions | - | 31,248 | 319,670 | 350,918 |
| Changes in employer's proportionate percentage/ difference between employer contributions | 1,585,875 | - | 115,487 | 1,701,362 |
| Contributions subsequent to the measurement date | 3,333,247 | 103,971 | 86,943 | 3,524,161 |
| Total deferred outflows of resources | <u>\$ 4,919,122</u> | <u>\$ 135,219</u> | <u>\$ 557,700</u> | <u>\$ 5,612,041</u> |

| | OPERS - Traditional | OPERS - Combined | STRS | Total |
|----------------------------------------------------------------------------------------------------|------------------------|---------------------|---------------------|----------------------|
| Deferred inflows of resources | | | | |
| Differences between expected and actual experience | \$ 952,447 | \$ 94,388 | \$ 7,222 | \$ 1,054,057 |
| Net difference between projected and actual earnings on pension plan investments | 8,874,700 | 74,404 | 993,065 | 9,942,169 |
| Changes in employer's proportionate percentage/ difference between employer contributions | 23,799 | - | - | 23,799 |
| Total deferred inflows of resources | <u>\$ 9,850,946</u> | <u>\$ 168,792</u> | <u>\$ 1,000,287</u> | <u>\$ 11,020,025</u> |

\$3,524,161 reported as deferred outflows of resources related to pension resulting from County contributions subsequent to the measurement date will be recognized as a reduction of the net pension liability/asset in the year ending December 31, 2022.

UNION COUNTY, OHIO

NOTES TO THE BASIC FINANCIAL STATEMENTS
FOR THE YEAR ENDED DECEMBER 31, 2021

NOTE 15 - DEFINED BENEFIT PENSION PLANS - (Continued)

Other amounts reported as deferred outflows of resources and deferred inflows of resources related to pension will be recognized in pension expense as follows:

| Year Ending December 31: | OPERS - Traditional | OPERS - Combined | STRS | Total |
|--------------------------|------------------------|---------------------|---------------------|-----------------------|
| 2022 | \$ (2,702,708) | \$ (35,825) | \$ (93,422) | \$ (2,831,955) |
| 2023 | (734,356) | (22,754) | (105,521) | (862,631) |
| 2024 | (3,617,627) | (39,913) | (138,303) | (3,795,843) |
| 2025 | (1,210,380) | (18,567) | (192,284) | (1,421,231) |
| 2026 | - | (7,955) | - | (7,955) |
| Thereafter | - | (12,530) | - | (12,530) |
| Total | \$ (8,265,071) | \$ (137,544) | \$ (529,530) | \$ (8,932,145) |

Actuarial Assumptions - OPERS

Actuarial valuations of an ongoing plan involve estimates of the values of reported amounts and assumptions about the probability of occurrence of events far into the future. Examples include assumptions about future employment, mortality, and cost trends. Actuarially determined amounts are subject to continual review or modification as actual results are compared with past expectations and new estimates are made about the future.

Projections of benefits for financial-reporting purposes are based on the substantive plan (the plan as understood by the employers and plan members) and include the types of benefits provided at the time of each valuation. The total pension liability was determined by an actuarial valuation as of December 31, 2020, using the following actuarial assumptions applied to all periods included in the measurement in accordance with the requirements of GASB 67.

Key methods and assumptions used in the latest actuarial valuation, reflecting experience study results, prepared as of December 31, 2020, are presented below.

| | |
|---------------------------------------------------------------------|--------------------------------------------------------------------------------------------------------------------------------------------------------------|
| Wage inflation | 3.25% |
| Future salary increases, including inflation COLA or ad hoc COLA | 3.25% to 10.75% including wage inflation Pre 1/7/2013 retirees: 3.00%, simple Post 1/7/2013 retirees: 0.50%, simple through 2021, then 2.15% simple |
| Investment rate of return | |
| Current measurement date | 7.20% |
| Prior measurement date | 7.20% |
| Actuarial cost method | Individual entry age |

In October 2020, the OPERS Board adopted a change in COLA for Post-January 7, 2013 retirees, changing it from 1.40% simple through 2020 then 2.15% simple to 0.50% simple through 2021 then 2.15% simple.

UNION COUNTY, OHIO

NOTES TO THE BASIC FINANCIAL STATEMENTS
FOR THE YEAR ENDED DECEMBER 31, 2021

NOTE 15 - DEFINED BENEFIT PENSION PLANS - (Continued)

Pre-retirement mortality rates are based on the RP-2014 Employees mortality table for males and females, adjusted for mortality improvement back to the observation period base year of 2006. The base year for males and females was then established to be 2015 and 2010, respectively. Post-retirement mortality rates are based on the RP-2014 Healthy Annuitant mortality table for males and females, adjusted for mortality improvement back to the observation period base year of 2006. The base year for males and females was then established to be 2015 and 2010, respectively. Post-retirement mortality rates for disabled retirees are based on the RP-2014 Disabled mortality table for males and females, adjusted for mortality improvement back to the observation period base year of 2006. The base year for males and females was then established to be 2015 and 2010, respectively. Mortality rates for a particular calendar year are determined by applying the MP-2015 mortality improvement scale to all of the above described tables.

The most recent experience study was completed for the five-year period ended December 31, 2015.

During 2020, OPERS managed investments in three investment portfolios: the Defined Benefit portfolio, the Health Care portfolio, and the Defined Contribution portfolio. The Defined Benefit portfolio contains the investment assets for the Traditional Pension Plan, the defined benefit component of the Combined Plan and the annuitized accounts of the Member-Directed Plan. Within the Defined Benefit portfolio, contributions into the plans are all recorded at the same time, and benefit payments all occur on the first of the month. Accordingly, the money-weighted rate of return is considered to be the same for all plans within the portfolio. The annual money-weighted rate of return expressing investment performance, net of investment expenses and adjusted for the changing amounts actually invested, for the Defined Benefit portfolio was 11.70% for 2020.

The allocation of investment assets with the Defined Benefit portfolio is approved by the Board of Trustees as outlined in the annual investment plan. Plan assets are managed on a total return basis with a long-term objective of achieving and maintaining a fully funded status for the benefits provided through the defined benefit pension plans. The long-term expected rate of return on defined benefit investment assets was determined using a building-block method in which best-estimate ranges of expected future real rates of return are developed for each major asset class. These ranges are combined to produce the long-term expected real rate of return by weighting the expected future real rates of return by the target asset allocation percentage, adjusted for inflation. Best estimates of arithmetic real rates of return were provided by the Board's investment consultant.

For each major asset class that is included in the Defined Benefit portfolio's target asset allocation as of December 31, 2020, these best estimates are summarized in the following table:

| Asset Class | Target Allocation | Weighted Average Long-Term Expected Real Rate of Return (Arithmetic) |
|------------------------|----------------------|-------------------------------------------------------------------------------|
| Fixed income | 25.00 % | 1.32 % |
| Domestic equities | 21.00 | 5.64 |
| Real estate | 10.00 | 5.39 |
| Private equity | 12.00 | 10.42 |
| International equities | 23.00 | 7.36 |
| Other investments | 9.00 | 4.75 |
| Total | 100.00 % | 5.43 % |

UNION COUNTY, OHIO

NOTES TO THE BASIC FINANCIAL STATEMENTS
FOR THE YEAR ENDED DECEMBER 31, 2021

NOTE 15 - DEFINED BENEFIT PENSION PLANS - (Continued)

Discount Rate - The discount rate used to measure the total pension liability/asset was 7.20%, post-experience study results, for the Traditional Pension Plan, the Combined Plan and Member-Directed Plan. The discount rate used to measure total pension liability prior to December 31, 2020 was 7.20%. The projection of cash flows used to determine the discount rate assumed that contributions from plan members and those of the contributing employers are made at the contractually required rates, as actuarially determined. Based on those assumptions, the pension plan's fiduciary net position was projected to be available to make all projected future benefits payments of current plan members. Therefore, the long-term expected rate of return on pension plan investments for the Traditional Pension Plan, Combined Plan and Member-Directed Plan was applied to all periods of projected benefit payments to determine the total pension liability.

Sensitivity of Union County's Proportionate Share of the Net Pension Liability/Asset to Changes in the Discount Rate - The following table presents the proportionate share of the net pension liability/asset calculated using the current period discount rate assumption of 7.20%, as well as what the proportionate share of the net pension liability/asset would be if it were calculated using a discount rate that is one-percentage-point lower (6.20%) or one-percentage-point higher (8.20%) than the current rate:

| | 1% Decrease | Current Discount Rate | 1% Increase |
|-----------------------------------------------------------------------|---------------|--------------------------|--------------|
| County's proportionate share of the net pension liability (asset): | | | |
| Traditional Pension Plan | \$ 43,432,029 | \$ 22,769,023 | \$ 5,587,764 |
| Combined Plan | (348,379) | (500,320) | (613,562) |

Actuarial Assumptions - STRS

Key methods and assumptions used in the latest actuarial valuation, reflecting experience study results used in the June 30, 2021 actuarial valuation are presented below:

| | July 1, 2020 |
|--------------------------------------|-----------------------------------------------------------|
| Inflation | 2.50% |
| Projected salary increases | 12.50% at age 20 to 2.50% at age 65 |
| Investment rate of return | 7.45%, net of investment expenses, including inflation |
| Payroll increases | 3.00% |
| Cost-of-living adjustments (COLA) | 0.00% |

For the June 30, 2021, actuarial valuation, post-retirement mortality rates for healthy retirees are based on the RP-2014 Annuitant Mortality Table with 50% of rates through age 69, 70% of rates between ages 70 and 79, 90% of rates between ages 80 and 84, and 100% of rates thereafter, projected forward generationally using mortality improvement scale MP-2016. Post-retirement disabled mortality rates are based on the RP-2014 Disabled Mortality Table with 90% of rates for males and 100% of rates for females, projected forward generationally using mortality improvement scale MP-2016. Pre-retirement mortality rates are based on RP-2014 Employee Mortality Table, projected forward generationally using mortality improvement scale MP-2016.

Actuarial assumptions used in the June 30, 2021 valuation are based on the results of an actuarial experience study for the period July 1, 2011 through June 30, 2016.

UNION COUNTY, OHIO

NOTES TO THE BASIC FINANCIAL STATEMENTS
FOR THE YEAR ENDED DECEMBER 31, 2021

NOTE 15 - DEFINED BENEFIT PENSION PLANS - (Continued)

STRS Ohio's investment consultant develops an estimate range for the investment return assumption based on the target allocation adopted by the Retirement Board. The target allocation and long-term expected rate of return for each major asset class are summarized as follows:

| Asset Class | Target Allocation | Long-Term Expected Real Rate of Return * |
|----------------------|----------------------|---------------------------------------------|
| Domestic Equity | 28.00 % | 7.35 % |
| International Equity | 23.00 | 7.55 |
| Alternatives | 17.00 | 7.09 |
| Fixed Income | 21.00 | 3.00 |
| Real Estate | 10.00 | 6.00 |
| Liquidity Reserves | 1.00 | 2.25 |
| Total | <u>100.00 %</u> | |

*10-Year geometric nominal returns, which include the real rate of return and inflation of 2.25% and does not include investment expenses. Over a 30-year period, STRS' investment consultant indicates that the above target allocations should generate a return above the actuarial rate of return, without net value added by management.

Discount Rate - The discount rate used to measure the total pension liability was 7.00% as of June 30, 2021. A discount rate of 7.45% was used in the prior year. The projection of cash flows used to determine the discount rate assumes member and employer contributions will be made at the statutory contribution rates in accordance with rate increases described above. For this purpose, only employer contributions that are intended to fund benefits of current plan members and their beneficiaries are included. Projected employer contributions that are intended to fund the service costs of future plan members and their beneficiaries, as well as projected contributions from future plan members, are not included. Based on those assumptions, STRS' fiduciary net position was projected to be available to make all projected future benefit payments to current plan members as of June 30, 2021. Therefore, the long-term expected rate of return on pension plan investments of 7.00% was applied to all periods of projected benefit payment to determine the total pension liability as of June 30, 2021.

Sensitivity of the County's Proportionate Share of the Net Pension Liability to Changes in the Discount Rate - The following table presents the County's proportionate share of the net pension liability calculated using the current period discount rate assumption of 7.00%, as well as what the County's proportionate share of the net pension liability would be if it were calculated using a discount rate that is one-percentage-point lower (6.00%) or one-percentage-point higher (8.00%) than the current rate:

| | 1% Decrease | Current Discount Rate | 1% Increase |
|--------------------------------------------------------------|--------------|--------------------------|-------------|
| County's proportionate share of the net pension liability | \$ 2,157,830 | \$ 1,152,302 | \$ 302,633 |

UNION COUNTY, OHIO

NOTES TO THE BASIC FINANCIAL STATEMENTS FOR THE YEAR ENDED DECEMBER 31, 2021

NOTE 16 - DEFINED BENEFIT OPEB PLANS

Net OPEB Asset

See Note 15 for a description of the net OPEB asset.

Plan Description - Ohio Public Employees Retirement System (OPERS)

Plan Description - The Ohio Public Employees Retirement System (OPERS) administers three separate pension plans: the traditional pension plan, a cost-sharing, multiple-employer defined benefit pension plan; the member-directed plan, a defined contribution plan; and the combined plan, a cost-sharing, multiple-employer defined benefit pension plan that has elements of both a defined benefit and defined contribution plan.

OPERS maintains a cost-sharing, multiple-employer defined benefit post-employment health care trust, which funds multiple health care plans including medical coverage, prescription drug coverage and deposits to a Health Reimbursement Arrangement to qualifying benefit recipients of both the traditional pension and the combined plans. Currently, Medicare-eligible retirees are able to select medical and prescription drug plans from a range of options and may elect optional vision and dental plans. Retirees and eligible dependents enrolled in Medicare Parts A and B have the option to enroll in a Medicare supplemental plan with the assistance of the OPERS Medicare Connector. The OPERS Medicare Connector is a relationship with a vendor selected by OPERS to assist retirees, spouses and dependents with selecting a medical and pharmacy plan. Monthly allowances, based on years of service and the age at which the retiree first enrolled in OPERS coverage, are deposited into an HRA. For non-Medicare retirees and eligible dependents, OPERS sponsors medical and prescription coverage through a professionally managed self-insured plan. An allowance to offset a portion of the monthly premium is offered to retirees and eligible dependents. The allowance is based on the retiree's years of service and age when they first enrolled in OPERS coverage.

Medicare-eligible retirees who choose to become re-employed or survivors who become employed in an OPERS-covered position are prohibited from participating in an HRA. For this group of retirees, OPERS sponsors secondary coverage through a professionally managed self-insured program. Retirees who enroll in this plan are provided with a monthly allowance to offset a portion of the monthly premium. Medicare-eligible spouses and dependents can also enroll in this plan as long as the retiree is enrolled.

OPERS provides a monthly allowance for health care coverage for eligible retirees and their eligible dependents. The base allowance is determined by OPERS.

The health care trust is also used to fund health care for member-directed plan participants, in the form of a Retiree Medical Account (RMA). At retirement or separation, member directed plan participants may be eligible for reimbursement of qualified medical expenses from their vested RMA balance.

Effective January 1, 2022, OPERS will discontinue the group plans currently offered to non-Medicare retirees and re-employed retirees. Instead, eligible non-Medicare retirees will select an individual medical plan. OPERS will provide a subsidy or allowance via an HRA allowance to those retirees who meet health care eligibility requirements. Retirees will be able to seek reimbursement for plan premiums and other qualified medical expenses.

In order to qualify for postemployment health care coverage, age and service retirees under the traditional pension and combined plans must have twenty or more years of qualifying Ohio service credit with a minimum age of 60, or generally 30 years of qualifying service at any age. Health care coverage for disability benefit recipients and qualified survivor benefit recipients is available. Current retirees eligible (or who become eligible prior to January 1, 2022) to participate in the OPERS health care program will continue to be eligible after January 1, 2022. Eligibility requirements will change for those retiring after January 1, 2022, with differing eligibility requirements for Medicare retirees and non-Medicare retirees. The health care coverage provided by OPERS meets the definition of an Other Post Employment Benefit (OPEB) as described in GASB Statement 75. See OPERS' Annual Comprehensive Financial Report referenced below for additional information.

UNION COUNTY, OHIO

NOTES TO THE BASIC FINANCIAL STATEMENTS FOR THE YEAR ENDED DECEMBER 31, 2021

NOTE 16 - DEFINED BENEFIT OPEB PLANS - (Continued)

The Ohio Revised Code permits, but does not require OPERS to provide health care to its eligible benefit recipients. Authority to establish and amend health care coverage is provided to the Board in Chapter 145 of the Ohio Revised Code.

Disclosures for the health care plan are presented separately in the OPERS financial report. Interested parties may obtain a copy by visiting <https://www.opers.org/financial/reports.shtml>, by writing to OPERS, 277 East Town Street, Columbus, Ohio 43215-4642, or by calling (614) 222-5601 or 800-222-7377.

Funding Policy - The Ohio Revised Code provides the statutory authority allowing public employers to fund postemployment health care through their contributions to OPERS. When funding is approved by OPERS' Board of Trustees, a portion of each employer's contribution to OPERS is set aside to fund OPERS health care plans. Beginning in 2018, OPERS no longer allocated a portion of its employer contributions to health care for the traditional plan and the combined plan.

Employer contribution rates are expressed as a percentage of the earnable salary of active members. In 2021, state and local employers contributed at a rate of 14.00% of earnable salary and public safety and law enforcement employers contributed at 18.10%. These are the maximum employer contribution rates permitted by the Ohio Revised Code. Active member contributions do not fund health care.

Each year, the OPERS Board determines the portion of the employer contribution rate that will be set aside to fund health care plans. For 2021, OPERS did not allocate any employer contribution to health care for members in the Traditional Pension Plan and Combined Plan. The OPERS Board is also authorized to establish rules for the retiree or their surviving beneficiaries to pay a portion of the health care provided. Payment amounts vary depending on the number of covered dependents and the coverage selected. The employer contribution as a percentage of covered payroll deposited into the RMA for participants in the Member-Directed Plan for 2021 was 4.00%.

Employer contribution rates are actuarially determined and are expressed as a percentage of covered payroll. The County did not make any contributions to fund OPEB during 2021.

Plan Description - State Teachers Retirement System (STRS)

Plan Description - The State Teachers Retirement System of Ohio (STRS) administers a cost-sharing Health Plan administered for eligible retirees who participated in the defined benefit or combined pension plans offered by STRS. Ohio law authorizes STRS to offer this plan. Benefits include hospitalization, physicians' fees, prescription drugs and partial reimbursement of monthly Medicare Part B premiums. Medicare Part B premium reimbursements elimination date was postponed indefinitely. The Plan is included in the report of STRS which can be obtained by visiting www.strsoh.org or by calling (888) 227-7877.

Funding Policy - Ohio Revised Code Chapter 3307 authorizes STRS to offer the Plan and gives the Retirement Board discretionary authority over how much, if any, of the health care costs will be absorbed by STRS. Active employee members do not contribute to the Health Care Plan. Nearly all health care plan enrollees, for the most recent year, pay a portion of the health care costs in the form of a monthly premium. Under Ohio law, funding for post-employment health care may be deducted from employer contributions, currently 14% of covered payroll. For 2021, STRS did not allocate any employer contributions to post-employment health care.

UNION COUNTY, OHIO

NOTES TO THE BASIC FINANCIAL STATEMENTS
FOR THE YEAR ENDED DECEMBER 31, 2021

NOTE 16 - DEFINED BENEFIT OPEB PLANS - (Continued)

Net OPEB Assets, OPEB Expense, and Deferred Outflows or Resources and Deferred Inflows of Resources Related to OPEB

The net OPEB asset and total OPEB asset for OPERS were determined by an actuarial valuation as of December 31, 2019, rolled forward to the measurement date of December 31, 2020, by incorporating the expected value of health care cost accruals, the actual health care payment, and interest accruals during the year. STRS's total OPEB asset was measured as of June 30, 2021, and the total OPEB asset used to calculate the net OPEB asset was determined by an actuarial valuation as of that date. The County's proportion of the net OPEB asset was based on the County's share of contributions to the retirement plan relative to the contributions of all participating entities.

Following is information related to the proportionate share and OPEB expense:

| | OPERS | STRS | Total |
|---------------------------------------------------------------------|--------------------|--------------------|----------------|
| Proportion of the net OPEB liability prior measurement date | 0.17017200% | 0.00893486% | |
| Proportion of the net OPEB liability/asset current measurement date | <u>0.18359700%</u> | <u>0.00901229%</u> | |
| Change in proportionate share | <u>0.01342500%</u> | <u>0.00007743%</u> | |
| Proportionate share of the net OPEB asset | \$ (2,726,248) | \$ (190,017) | \$ (2,916,265) |
| OPEB expense | (15,616,892) | (6,857) | (15,623,749) |

OPEB expense for the member-directed defined contribution plan was \$29,731 for 2021. The aggregate OPEB expense for all pension plans was \$15,653,480 for 2021.

UNION COUNTY, OHIO

NOTES TO THE BASIC FINANCIAL STATEMENTS
FOR THE YEAR ENDED DECEMBER 31, 2021

NOTE 16 - DEFINED BENEFIT OPEB PLANS - (Continued)

At December 31, 2021, the County reported deferred outflows of resources and deferred inflows of resources related to OPEB from the following sources:

| | OPERS | STRS | Total |
|------------------------------------------------------------------------------------------|---------------------|------------------|---------------------|
| Deferred outflows of resources | | | |
| Differences between expected and actual experience | \$ - | \$ 6,766 | \$ 6,766 |
| Changes of assumptions | 1,340,257 | 12,137 | 1,352,394 |
| Changes in employer's proportionate percentage/difference between employer contributions | 926,190 | 20,279 | 946,469 |
| Total deferred outflows of resources | <u>\$ 2,266,447</u> | <u>\$ 39,182</u> | <u>\$ 2,305,629</u> |

| | OPERS | STRS | Total |
|------------------------------------------------------------------------------------------|---------------------|-------------------|---------------------|
| Deferred inflows of resources | | | |
| Differences between expected and actual experience | \$ 2,460,423 | \$ 34,815 | \$ 2,495,238 |
| Net difference between projected and actual earnings on OPEB plan investments | 1,452,034 | 52,672 | 1,504,706 |
| Changes of assumptions | 4,417,339 | 113,357 | 4,530,696 |
| Changes in employer's proportionate percentage/difference between employer contributions | 15,351 | - | 15,351 |
| Total deferred inflows of resources | <u>\$ 8,345,147</u> | <u>\$ 200,844</u> | <u>\$ 8,545,991</u> |

Other amounts reported as deferred outflows of resources and deferred inflows of resources related to OPEB will be recognized in OPEB expense as follows:

| | OPERS | STRS | Total |
|--------------------------|-----------------------|---------------------|-----------------------|
| Year Ending December 31: | | | |
| 2022 | \$ (3,080,147) | \$ (45,488) | \$ (3,125,635) |
| 2023 | (2,196,466) | (44,168) | (2,240,634) |
| 2024 | (630,994) | (43,354) | (674,348) |
| 2025 | (171,093) | (21,466) | (192,559) |
| 2026 | - | (7,366) | (7,366) |
| Thereafter | - | 180 | 180 |
| Total | <u>\$ (6,078,700)</u> | <u>\$ (161,662)</u> | <u>\$ (6,240,362)</u> |

UNION COUNTY, OHIO

NOTES TO THE BASIC FINANCIAL STATEMENTS
FOR THE YEAR ENDED DECEMBER 31, 2021

NOTE 16 - DEFINED BENEFIT OPEB PLANS - (Continued)

Actuarial Assumptions - OPERS

Actuarial valuations of an ongoing plan involve estimates of the values of reported amounts and assumptions about the probability of occurrence of events far into the future. Examples include assumptions about future employment, mortality, and cost trends. Actuarially determined amounts are subject to continual review or modification as actual results are compared with past expectations and new estimates are made about the future.

Projections of health care costs for financial reporting purposes are based on the substantive plan (the plan as understood by the employers and plan members) and include the types of coverage provided at the time of each valuation and the historical pattern of sharing of costs between OPERS and plan members. The total OPEB liability was determined by an actuarial valuation as of December 31, 2019, rolled forward to the measurement date of December 31, 2020.

The actuarial valuation used the following actuarial assumptions applied to all prior periods included in the measurement in accordance with the requirements of GASB 74:

| | |
|----------------------------------------------------|--------------------------------------------|
| Wage Inflation | 3.25% |
| Projected Salary Increases, including inflation | 3.25 to 10.75% including wage inflation |
| Single Discount Rate: | |
| Current measurement date | 6.00% |
| Prior Measurement date | 3.16% |
| Investment Rate of Return | |
| Current measurement date | 6.00% |
| Prior Measurement date | 6.00% |
| Municipal Bond Rate | |
| Current measurement date | 2.00% |
| Prior Measurement date | 2.75% |
| Health Care Cost Trend Rate | |
| Current measurement date | 8.50% initial, 3.50% ultimate in 2035 |
| Prior Measurement date | 10.50%, initial 3.50%, ultimate in 2030 |
| Actuarial Cost Method | Individual Entry Age Normal |

Pre-retirement mortality rates are based on the RP-2014 Employees mortality table for males and females, adjusted for mortality improvement back to the observation period base year of 2006. The base year for males and females was then established to be 2015 and 2010, respectively. Post-retirement mortality rates are based on the RP-2014 Healthy Annuitant mortality table for males and females, adjusted for mortality improvement back to the observation period base year of 2006. The base year for males and females was then established to be 2015 and 2010, respectively. Post-retirement mortality rates for disabled retirees are based on the RP-2014 Disabled mortality table for males and females, adjusted for mortality improvement back to the observation period base year of 2006. The base year for males and females was then established to be 2015 and 2010, respectively. Mortality rates for a particular calendar year are determined by applying the MP-2015 mortality improvement scale to all of the above described tables.

The most recent experience study was completed for the five-year period ended December 31, 2015.

The long-term expected rate of return on health care investment assets was determined using a building-block method in which best-estimate ranges of expected future real rates of return are developed for each major asset class. These ranges are combined to produce the long-term expected real rate of return by weighting the expected future real rates of return by the target asset allocation percentage, adjusted for inflation.

UNION COUNTY, OHIO

NOTES TO THE BASIC FINANCIAL STATEMENTS
FOR THE YEAR ENDED DECEMBER 31, 2021

NOTE 16 - DEFINED BENEFIT OPEB PLANS - (Continued)

During 2020, OPERS managed investments in three investment portfolios: the Defined Benefit portfolio, the Health Care portfolio and the Defined Contribution portfolio. The Health Care portfolio includes the assets for health care expenses for the Traditional Pension Plan, Combined Plan and Member-Directed Plan eligible members. Within the Health Care portfolio, if any contribution are made into the plans, the contributions are assumed to be received continuously throughout the year based on the actual payroll payable at the time contributions are made. Health care-related payments are assumed to occur mid-year. Accordingly, the money-weighted rate of return is considered to be the same for all plans within the portfolio. The annual money-weighted rate of return expressing investment performance, net of investment expenses and adjusted for the changing amounts actually invested, for the Health Care portfolio was 10.50% for 2020.

The allocation of investment assets within the Health Care portfolio is approved by the Board of Trustees as outlined in the annual investment plan. Assets are managed on a total return basis with a long-term objective of continuing to offer a sustainable health care program for current and future retirees. OPERS' primary goal is to achieve and maintain a fully funded status for the benefits provided through the defined pension plans. Health care is a discretionary benefit. The long-term expected rate of return on health care investment assets was determined using a building-block method in which best-estimate ranges of expected future real rates of return are developed for each major asset class. These ranges are combined to produce the long-term expected real rate of return by weighting the expected future real rates of return by the target asset allocation percentage, adjusted for inflation.

For each major asset class that is included in the Health Care's portfolio's target asset allocation as of December 31, 2020, these best estimates are summarized in the following table:

| Asset Class | Target Allocation | Weighted Average Long-Term Expected Real Rate of Return (Arithmetic) |
|------------------------------|----------------------|-------------------------------------------------------------------------------|
| Fixed Income | 34.00 % | 1.07 % |
| Domestic Equities | 25.00 | 5.64 |
| Real Estate Investment Trust | 7.00 | 6.48 |
| International Equities | 25.00 | 7.36 |
| Other investments | 9.00 | 4.02 |
| Total | <u>100.00 %</u> | <u>4.43 %</u> |

Discount Rate - A single discount rate of 6.00% was used to measure the total OPEB liability on the measurement date of December 31, 2020. Projected benefit payments are required to be discounted to their actuarial present value using a single discount rate that reflects (1) a long-term expected rate of return on OPEB plan investments (to the extent that the health care fiduciary net position is projected to be sufficient to pay benefits), and (2) a tax-exempt municipal bond rate based on an index of 20- year general obligation bonds with an average AA credit rating as of the measurement date (to the extent that the contributions for use with the long-term expected rate are not met). This single discount rate was based on the actuarial assumed rate of return on the health care investment portfolio of 6.00% and a municipal bond rate of 2.00%. The projection of cash flows used to determine this single discount rate assumed that employer contributions will be made at rates equal to the actuarially determined contribution rate. Based on these assumptions, the health care fiduciary net position and future contributions were sufficient to finance health care costs through the year 2120. As a result, the actuarial assumed long-term expected rate of return on health care investments was applied to projected costs through the year 2120, the duration of the projection period through which projected health care payments are fully funded.

UNION COUNTY, OHIO

NOTES TO THE BASIC FINANCIAL STATEMENTS
FOR THE YEAR ENDED DECEMBER 31, 2021

NOTE 16 - DEFINED BENEFIT OPEB PLANS - (Continued)

Change in Benefit Terms - On January 15, 2020, the Board approved several changes to the health care plan offered to Medicare and non-Medicare retirees in efforts to decrease costs and increase the solvency of the health care Plan. These changes are effective January 1, 2022 and include changes to base allowances and eligibility for Medicare retirees, as well as replacing OPERS-sponsored medical plans for non-Medicare retirees with monthly allowances, similar to the program for Medicare retirees. These changes are reflected in the December 31, 2020 measurement date health care valuation which are reported by the County at December 31, 2021. These changes significantly decreased the total OPEB liability for the measurement date December 31, 2020.

Sensitivity of the County's Proportionate Share of the Net OPEB Asset to Changes in the Discount Rate - The following table presents the proportionate share of the net OPEB asset calculated using the single discount rate of 6.00%, as well as what the proportionate share of the net OPEB liability would be if it were calculated using a discount rate that is one-percentage-point lower (5.00%) or one-percentage-point higher (7.00%) than the current rate:

| | 1% Decrease | Current Discount Rate | 1% Increase |
|-------------------------------------------------------|-------------|--------------------------|--------------|
| County's proportionate share of the net OPEB asset | \$ 677,897 | \$ 2,726,248 | \$ 4,410,157 |

Sensitivity of the County's Proportionate Share of the Net OPEB Asset to Changes in the Health Care Cost Trend Rate - Changes in the health care cost trend rate may also have a significant impact on the net OPEB asset. The following table presents the net OPEB asset calculated using the assumed trend rates, and the expected net OPEB asset if it were calculated using a health care cost trend rate that is 1.00% lower or 1.00% higher than the current rate.

Retiree health care valuations use a health care cost-trend assumption that changes over several years built into the assumption. The near-term rates reflect increases in the current cost of health care; the trend starting in 2021 is 8.50%. If this trend continues for future years, the projection indicates that years from now virtually all expenditures will be for health care. A more reasonable alternative is that in the not-too-distant future, the health plan cost trend will decrease to a level at, or near, wage inflation. On this basis, the actuaries project premium rate increases will continue to exceed wage inflation for approximately the next decade, but by less each year, until leveling off at an ultimate rate, assumed to be 3.50% in the most recent valuation.

| | 1% Decrease | Current Health Care Trend Rate Assumption | 1% Increase |
|-------------------------------------------------------|--------------|-------------------------------------------------|--------------|
| County's proportionate share of the net OPEB asset | \$ 2,792,691 | \$ 2,726,248 | \$ 2,651,909 |

UNION COUNTY, OHIO

NOTES TO THE BASIC FINANCIAL STATEMENTS
FOR THE YEAR ENDED DECEMBER 31, 2021

NOTE 16 - DEFINED BENEFIT OPEB PLANS - (Continued)

Actuarial Assumptions - STRS

Key methods and assumptions used in the latest actuarial valuation, reflecting experience study results used in the June 30, 2021, actuarial valuation, compared with June 30, 2020, are presented below:

| | June 30, 2021 | | June 30, 2020 | |
|--------------------------------------|-----------------------------------------------------------|----------|-----------------------------------------------------------|----------|
| Inflation | 2.50% | | 2.50% | |
| Projected salary increases | 12.50% at age 20 to 2.50% at age 65 | | 12.50% at age 20 to 2.50% at age 65 | |
| Investment rate of return | 7.00%, net of investment expenses, including inflation | | 7.45%, net of investment expenses, including inflation | |
| Payroll increases | 3.00% | | 3.00% | |
| Cost-of-living adjustments (COLA) | 0.00% | | 0.00% | |
| Discount rate of return | 7.00% | | 7.45% | |
| Blended discount rate of return | N/A | | N/A | |
| Health care cost trends | | | | |
| | Initial | Ultimate | Initial | Ultimate |
| Medical | | | | |
| Pre-Medicare | 5.00% | 4.00% | 5.00% | 4.00% |
| Medicare | -16.18% | 4.00% | -6.69% | 4.00% |
| Prescription Drug | | | | |
| Pre-Medicare | 6.50% | 4.00% | 6.50% | 4.00% |
| Medicare | 29.98% | 4.00% | 11.87% | 4.00% |

Projections of benefits include the historical pattern of sharing benefit costs between the employers and retired plan members.

For healthy retirees the mortality rates are based on the RP-2014 Annuitant Mortality Table with 50% of rates through age 69, 70% of rates between ages 70 and 79, 90% of rates between ages 80 and 84, and 100% of rates thereafter, projected forward generationally using mortality improvement scale MP-2016. For disabled retirees, mortality rates are based on the RP-2014 Disabled Mortality Table with 90% of rates for males and 100% of rates for females, projected forward generationally using mortality improvement scale MP-2016.

Actuarial assumptions used in the June 30, 2021 valuation are based on the results of an actuarial experience study for the period July 1, 2011 through June 30, 2016.

Assumption Changes Since the Prior Measurement Date - The discount rate was adjusted to 7.00% from 7.45% for the June 30, 2021 valuation.

Benefit Term Changes Since the Prior Measurement Date - The non-Medicare subsidy percentage was increased effective January 1, 2022 from 2.055% to 2.100%. The non-Medicare frozen subsidy base premium was increased effective January 1, 2022. The Medicare Part D subsidy was updated to reflect it is expected to be negative in CY2022. The Part B monthly reimbursement elimination date was postponed indefinitely.

UNION COUNTY, OHIO

NOTES TO THE BASIC FINANCIAL STATEMENTS
FOR THE YEAR ENDED DECEMBER 31, 2021

NOTE 16 - DEFINED BENEFIT OPEB PLANS - (Continued)

STRS' investment consultant develops an estimate range for the investment return assumption based on the target allocation adopted by the Retirement Board. The target allocation and long-term expected rate of return for each major asset class are summarized as follows:

| <u>Asset Class</u> | <u>Target Allocation</u> | <u>Long-Term Expected Real Rate of Return *</u> |
|----------------------|------------------------------|-----------------------------------------------------|
| Domestic Equity | 28.00 % | 7.35 % |
| International Equity | 23.00 | 7.55 |
| Alternatives | 17.00 | 7.09 |
| Fixed Income | 21.00 | 3.00 |
| Real Estate | 10.00 | 6.00 |
| Liquidity Reserves | 1.00 | 2.25 |
| Total | <u>100.00 %</u> | |

*10-Year geometric nominal returns, which include the real rate of return and inflation of 2.25% and does not include investment expenses. Over a 30-year period, STRS' investment consultant indicates that the above target allocations should generate a return above the actuarial rate of return, without net value added by management.

Discount Rate - The discount rate used to measure the total OPEB asset was 7.00% as of June 30, 2021. The projection of cash flows used to determine the discount rate assumes STRS Ohio continues to allocate no employer contributions to the health care fund. Based on these assumptions, the OPEB plan's fiduciary net position was projected to be available to make all projected future benefit payments to current plan members. Therefore, the long-term expected rate of return on health care plan investments of 7.00% was used to measure the total OPEB asset as of June 30, 2021.

Sensitivity of the County's Proportionate Share of the Net OPEB Asset to Changes in the Discount and Health Care Cost Trend Rate - The following table represents the net OPEB asset as of June 30, 2021, calculated using the current period discount rate assumption of 7.00%, as well as what the net OPEB asset would be if it were calculated using a discount rate that is one percentage point lower (6.00%) or one percentage point higher (8.00%) than the current assumption. Also shown is the net OPEB asset as if it were calculated using health care cost trend rates that are one percentage point lower or one percentage point higher than the current health care cost trend rates.

| | <u>1% Decrease</u> | <u>Current Discount Rate</u> | <u>1% Increase</u> |
|-------------------------------------------------------|--------------------|----------------------------------|--------------------|
| County's proportionate share of the net OPEB asset | \$ 160,345 | \$ 190,017 | \$ 214,803 |

| | <u>1% Decrease</u> | <u>Current Trend Rate</u> | <u>1% Increase</u> |
|-------------------------------------------------------|--------------------|-------------------------------|--------------------|
| County's proportionate share of the net OPEB asset | \$ 213,799 | \$ 190,017 | \$ 160,608 |

UNION COUNTY, OHIO

NOTES TO THE BASIC FINANCIAL STATEMENTS
FOR THE YEAR ENDED DECEMBER 31, 2021

NOTE 17 - BUDGETARY BASIS OF ACCOUNTING

While reporting financial position, results of operations, and changes in fund balance on the basis of generally accepted accounting principles (GAAP), the budgetary basis as provided by law is based upon accounting for certain transactions on a basis of cash receipts and disbursements.

The statement of revenues, expenditures and changes in fund balance - budget and actual (non-GAAP budgetary basis) presented for the general fund and major special revenue funds are presented on the budgetary basis to provide a meaningful comparison of actual results with the budget.

The major differences between the budget basis and the GAAP basis are that:

- (a) Revenues and other financing sources are recorded when received in cash (budget basis) as opposed to when susceptible to accrual (GAAP basis);
- (b) Expenditures and other financing uses are recorded when paid in cash (budget basis) as opposed to when the liability is incurred (GAAP basis);
- (c) In order to determine compliance with Ohio law, and to reserve that portion of the applicable appropriation, total outstanding encumbrances (budget basis) are recorded as the equivalent of an expenditure, as opposed to assigned or committed fund balance for that portion of outstanding encumbrances not already recognized as an account payable (GAAP basis);
- (d) Advances-in and advances-out are operating transactions (budget basis) as opposed to balance sheet transactions (GAAP basis);
- (e) Investments are reported at fair value (GAAP basis) rather than cost (budget basis); and,
- (f) Some funds are included in the general fund (GAAP basis), but have separate legally adopted budgets (budget basis).

The following table summarizes the adjustments necessary to reconcile the GAAP basis statements (as reported in the fund financial statements) to the budgetary basis statements for all governmental funds for which a budgetary basis statement is presented:

Net Change in Fund Balance

| | Major Governmental Funds | | | |
|-----------------------------------------|--------------------------|-------------------------------|--------------------------------------|----------------------------------|
| | <u>General</u> | <u>County Board of DD</u> | <u>Motor Vehicle and Gas Tax</u> | <u>Local Fiscal Recovery</u> |
| Budget basis | \$ (986,716) | \$ (1,521,883) | \$ 1,512,691 | \$ 5,734,046 |
| Net adjustment for revenue accruals | (34,366) | 38,964 | 131,864 | (5,728,864) |
| Net adjustment for expenditure accruals | (126,906) | (22,627) | (101,746) | - |
| Funds budgeted elsewhere | 404,002 | - | - | - |
| Adjustment for encumbrances | <u>1,232,495</u> | <u>129,197</u> | <u>523,705</u> | <u>-</u> |
| GAAP basis | <u>\$ 488,509</u> | <u>\$ (1,376,349)</u> | <u>\$ 2,066,514</u> | <u>\$ 5,182</u> |

Certain funds that are legally budgeted in separate special revenue funds are considered part of the general fund on a GAAP basis. This includes the unclaimed monies fund, stabilization fund, salary and benefits liability fund, certificate title administration fund, workers comp fund and the payroll withholding fund.

UNION COUNTY, OHIO

NOTES TO THE BASIC FINANCIAL STATEMENTS
FOR THE YEAR ENDED DECEMBER 31, 2021

NOTE 18 - OTHER COMMITMENTS

The County utilizes encumbrance accounting as part of its budgetary controls. Encumbrances outstanding at year end may be reported as part of restricted, committed, or assigned classifications of fund balance. At year end, the County's commitments for encumbrances in the governmental funds were as follows:

| <u>Fund</u> | <u>Year-End Encumbrances</u> |
|---------------------------|----------------------------------|
| General fund | \$ 1,047,427 |
| County Board of DD | 52,093 |
| Motor Vehicle and Gas Tax | 362,203 |
| Other governmental | <u>763,933</u> |
| Total | <u>\$ 2,225,656</u> |

THIS SPACE INTENTIONALLY LEFT BLANK

UNION COUNTY, OHIO

NOTES TO THE BASIC FINANCIAL STATEMENTS
FOR THE YEAR ENDED DECEMBER 31, 2021

NOTE 19 - FUND BALANCE

Fund balance is classified as nonspendable, restricted, committed, assigned and/or unassigned based primarily on the extent to which the County is bound to observe constraints imposed upon the use of resources in the governmental funds. The constraints placed on fund balance for the major governmental funds and all other governmental funds are presented below:

| Fund balance | General | County Board of DD | Motor Vehicle and Gas Tax | Local Fiscal Recovery | Other Governmental Funds | Total Governmental Funds |
|----------------------------------------------|----------------------|----------------------|---------------------------|-----------------------|--------------------------|--------------------------|
| Nonspendable: | | | | | | |
| Materials and supplies inventory | \$ 130,524 | \$ 37,735 | \$ 403,966 | \$ - | \$ 24,664 | \$ 596,889 |
| Prepayments | 356,245 | 31,847 | 7,226 | - | 72,635 | 467,953 |
| Unclaimed monies | <u>185,392</u> | <u>-</u> | <u>-</u> | <u>-</u> | <u>-</u> | <u>185,392</u> |
| Total nonspendable | <u>672,161</u> | <u>69,582</u> | <u>411,192</u> | <u>-</u> | <u>97,299</u> | <u>1,250,234</u> |
| Restricted: | | | | | | |
| Legislative and executive programs | - | - | - | 5,182 | 2,217,437 | 2,222,619 |
| Judicial programs | - | - | - | - | 1,542,661 | 1,542,661 |
| Public safety programs | - | - | - | - | 4,388,653 | 4,388,653 |
| Public works projects | - | - | 4,043,301 | - | 1,042,483 | 5,085,784 |
| Health programs | - | - | - | - | 2,236,494 | 2,236,494 |
| Human services programs | - | 12,223,514 | - | - | 6,751,784 | 18,975,298 |
| Economic development programs | - | - | - | - | 4,265 | 4,265 |
| Debt service | - | - | - | - | 277,084 | 277,084 |
| Capital projects | <u>-</u> | <u>-</u> | <u>-</u> | <u>-</u> | <u>11,692,003</u> | <u>11,692,003</u> |
| Total restricted | <u>-</u> | <u>12,223,514</u> | <u>4,043,301</u> | <u>5,182</u> | <u>30,152,864</u> | <u>46,424,861</u> |
| Committed: | | | | | | |
| Human services programs | - | - | - | - | 254,864 | 254,864 |
| Economic development and assistance programs | - | - | - | - | 543,826 | 543,826 |
| Capital projects | - | - | - | - | 8,151,839 | 8,151,839 |
| Termination benefits | <u>182,866</u> | <u>-</u> | <u>-</u> | <u>-</u> | <u>-</u> | <u>182,866</u> |
| Total committed | <u>182,866</u> | <u>-</u> | <u>-</u> | <u>-</u> | <u>8,950,529</u> | <u>9,133,395</u> |
| Assigned: | | | | | | |
| Legislative and executive programs | 910,945 | - | - | - | - | 910,945 |
| Judicial programs | 52,040 | - | - | - | - | 52,040 |
| Public safety programs | 383,735 | - | - | - | - | 383,735 |
| Health programs | 18,750 | - | - | - | - | 18,750 |
| Human services programs | 60,574 | - | - | - | - | 60,574 |
| Subsequent years appropriations | 4,428,832 | - | - | - | - | 4,428,832 |
| Capital projects | <u>-</u> | <u>-</u> | <u>-</u> | <u>-</u> | <u>9,162,815</u> | <u>9,162,815</u> |
| Total assigned | <u>5,854,876</u> | <u>-</u> | <u>-</u> | <u>-</u> | <u>9,162,815</u> | <u>15,017,691</u> |
| Unassigned (deficit) | <u>9,787,512</u> | <u>-</u> | <u>-</u> | <u>-</u> | <u>(161,084)</u> | <u>9,626,428</u> |
| Total fund balances | <u>\$ 16,497,415</u> | <u>\$ 12,293,096</u> | <u>\$ 4,454,493</u> | <u>\$ 5,182</u> | <u>\$ 48,202,423</u> | <u>\$ 81,452,609</u> |

Legislative and executive programs primarily include programs associated with the County Auditor including real estate assessment, County Commissioners, County Prosecutor, County Recorder and County Treasurer. Judicial programs primarily include programs associated with the County Clerk of Courts, Court of Common Pleas, Juvenile Court and Probate Court. Public safety programs include programs associated with the County Coroner, County Sheriff, 911 and DUI enforcement. Public works programs include those programs associated with the County Engineer. Health programs include those programs associated with the County Alcohol, Drug and Mental Health (ADAMH) program. Human services programs include those programs associated with the County Board of Developmental Disabilities, Public Assistance, the Union County Agency Transportation Service (UCATS), Child Support, Children's Services and Senior Services.

UNION COUNTY, OHIO

NOTES TO THE BASIC FINANCIAL STATEMENTS FOR THE YEAR ENDED DECEMBER 31, 2021

NOTE 20 - CONTINGENT LIABILITIES

The County has received federal and State grants for specific purposes that are subject to review and audit by the grantor agencies or their designee. These audits could lead to a request for reimbursement to the grantor agency for expenditures disallowed under terms of the grant. Based on prior experience, the County Commissioners believe such disallowances, if any, will be immaterial. Several other claims and lawsuits are pending against the County. In the opinion of the County Prosecuting Attorney, any potential liability would not have a material effect on the financial statements.

NOTE 21 - MEMORIAL HOSPITAL OF UNION COUNTY

A. Summary of Significant Accounting Policies

Basis of Presentation - The combined financial statements of the Memorial Hospital of Union County (the "Hospital") have been prepared in accordance with accounting principles generally accepted in the United States of America as prescribed by Governmental Accounting Standards Board (GASB) in Statement No. 34, *Basic Financial Statements - and Management's Discussion and Analysis - for State and Local Governments*, issued in June 1999. The Hospital follows the "business-type" activities reporting requirements of GASB Statement No. 34 that provide a comprehensive look at the Hospital financial activities. The financial statements include Memorial Gables, Memorial Health Foundation, and Memorial Medical Group as blended component units in the combined financial statements.

Use of Estimates - The preparation of the combined financial statements in conformity with accounting principles generally accepted in the United States of America requires management to make estimates and assumptions that affect the reported amounts of assets, liabilities and deferred outflows and inflows of resources and disclosure of contingent assets and liabilities at the date of the combined financial statements and the reported amounts of revenues and expenses during the reporting period. Actual results could differ from those estimates.

Cash and Cash Equivalents - Cash and cash equivalents include cash, certificates of deposit and investments in highly liquid investments purchased with an original maturity of three months or less. Cash and cash equivalents included in assets limited as to use are considered cash and cash equivalents for the purposes of the statements of cash flows.

Patient Accounts Receivable - The Hospital reports patient accounts receivable for services rendered at net realizable amounts from third-party payors, patients and others. The Hospital provides an allowance for uncollectible accounts based upon a review of outstanding receivables, historical collection information and existing economic conditions. Uncollectible amounts are written off against the allowance for doubtful accounts in the period they are determined to be uncollectible. An allowance for contractual adjustments is based on expected payment rates from payors based on current reimbursement methodologies.

Inventories - Inventories, which consist of medical and office supplies and pharmaceutical products, are stated at lower of the market or cost, determined on a first-in, first-out basis.

Capital Assets - Capital assets are recorded at cost or, if donated, at fair value at the date of receipt. Depreciation is computed principally on the straight-line basis over the estimated useful lives of the assets, ranging from 3 to 30 years. Equipment under capital lease is amortized on the straight-line method over the estimated useful life of the equipment. Such amortization is included in depreciation in the financial statements. Costs of maintenance and repairs are charged to expense when incurred.

Investments - Investments include certificates of deposit, money market accounts, corporate notes, government securities and private equities, and are recorded at fair value on the combined balance sheet. Investment income or loss (including realized and unrealized gains and losses on investments, interest, and dividends) is included in other income when earned.

UNION COUNTY, OHIO

NOTES TO THE BASIC FINANCIAL STATEMENTS FOR THE YEAR ENDED DECEMBER 31, 2021

NOTE 21 - MEMORIAL HOSPITAL OF UNION COUNTY - (Continued)

Assets Limited as to Use - Assets whose use is limited consist of funds designated by the Trustees for the replacement, improvement and expansion of the Hospital's facilities, and invested funds held by a trustee in connection with the Hospital's bonds. Assets limited as to use also include funds whose use is specified by the donor.

Other Assets - During 2013, the Hospital entered into an agreement with the City of Marysville, Ohio (the City) to obtain the naming rights to a City pavilion. The Hospital is obligated to pay the City a total of \$525,000 over a ten year term for the right to name and use the structure, which includes the promotion of Hospital programs and services to the community. The asset is being amortized over the economic life of the pavilion and is recorded within other assets and other long-term liabilities of the combined balance sheets. During 2021 and 2020, amortization of the asset was \$52,500, and as of December 31, 2021 and 2020 the remaining liability was \$105,000 and \$157,500, respectively.

During 2019, the Hospital entered into a subscription agreement with EPIC that related to a software implementation project, and included \$2,979,411 of implementation and support fees. The asset is being amortized over the term of the subscription service period of 60 months and is recorded within other assets of the combined balance sheets. During 2021 and 2020, accumulated amortization of the asset was \$1,538,562 and \$942,680, respectively and as of December 31, 2021 and 2020 the remaining asset was \$1,440,849 and \$2,036,731, respectively. The corresponding liability of \$1,423,154 and \$1,973,041 as of December 31, 2021 and 2020, respectively, and is recorded within long-term debt of the combined balance sheet.

Compensated Absences - Paid time off is charged to operations when earned. The unused and earned benefits are recorded as a liability in the financial statements. Employees accumulate vacation days at varying rates depending on years of service, and may carry over accumulated hours to the next year, subject to a maximum of three years' accrual. Employees also earn sick leave benefits at the Hospital's determined rate, which are capped at various levels. Employees are not paid for accumulated sick leave if they leave before retirement. However, employees who retire from the Hospital may convert accumulated sick leave to termination payments equal to the accumulated balance calculated at the employee's base pay rate as of the retirement date. There is no limit on the number of sick leave hours that an employee may accumulate; however, employees are only eligible to receive termination payments on accumulated sick leave balance up to maximum of 240 hours. Employees accumulate holidays at the Hospital's determined rate for all employees.

Restricted Resources - When the Hospital has both restricted and unrestricted resources available to finance a particular program, it is the Hospital's policy to use restricted resources before unrestricted resources.

Net Position - The net position of the Hospital is classified in three components: (1) Net invested in capital assets consist of capital assets net of accumulated depreciation and is reduced by the current balance of any outstanding borrowings used to finance the purchase or construction of those assets; (2) Restricted expendable net position are assets that must be used for a particular purpose, as specified by creditors, grantors, or contributors external to the Hospital; (3) Unrestricted net position is remaining net position that does not meet the definition of invested in capital assets net of related debt or restricted.

Net Patient Service Revenue - The Hospital has agreements with third-party payors that provide for payments to the Hospital at amounts different from its established rates. Payment arrangements include prospectively determined rates per discharge, reimbursed costs, discounted charges, and per diem payments. Net patient service revenue is reported at the estimated net realizable amounts from patients, third-party payors, and others for service rendered, including estimated retroactive adjustments under reimbursement agreements with third-party payors. Retroactively calculated adjustments arising under reimbursement agreements with third-party payors are accrued on an estimated basis in the period the related services are rendered and adjusted in future periods as final settlements are determined.

UNION COUNTY, OHIO

NOTES TO THE BASIC FINANCIAL STATEMENTS FOR THE YEAR ENDED DECEMBER 31, 2021

NOTE 21 - MEMORIAL HOSPITAL OF UNION COUNTY - (Continued)

Laws and regulations governing the Medicare and Medicaid programs are complex and subject to interpretation. Management believes that it is in compliance with all applicable laws and regulations. Final determination of compliance of such laws and regulations is subject to future government review and interpretation. Violations may result in significant regulatory action including fines, penalties, and exclusions from the Medicare and Medicaid programs.

The Hospital estimates an allowance for doubtful accounts based on an evaluation of historical losses, current economic conditions, and other factors unique to the Hospital.

Contributions - Contributions of cash and other assets, including unconditional promises to give in the future, are reported as revenue when received and measured at fair value. Contributions with donor-imposed time or purpose restrictions are reported as restricted support. All other contributions are reported as unrestricted support.

Charity Care - The Hospital provides care to patients who meet certain criteria under its charity care policy without charge or at amounts less than established rates. Because the Hospital does not pursue collection of amounts determined to qualify as charity care, they are not reported as revenue.

Of the Hospital's total reported expenses (approximately \$102,780,000 and \$128,995,000 during 2021 and 2020, respectively), an estimated \$858,000 and \$1,257,000 arose from providing services to charity patients during 2021 and 2020, respectively. The estimated costs of providing charity services are based on a calculation which applies a ratio of costs to charges to the gross uncompensated charges associated with providing care to charity patients. The ratio of cost to charges is calculated based on the Hospital's total expenses divided by gross patient service revenue. The Hospital participates in the Hospital Care Assurance Program (HCAP) which provides for additional payments to hospitals that provide a disproportionate share of uncompensated services to the indigent and uninsured. Net amounts received through this program totaled approximately \$656,000 and \$434,000 for 2021 and 2020, respectively, and is reported as net patient service revenue in the combined financial statements.

Federal Income Tax - The Hospital, as a political subdivision, is exempt from federal income taxes under Section 115 of the Internal Revenue Code.

Risk Management - The Hospital is exposed to various risks of loss from torts; theft of, damage to, and destruction of assets; business interruption; errors and omissions; health, dental, and accident benefits. Commercial insurance coverage is purchased for claims arising from such matters other than employee health claims. The Hospital is self-insured for a portion of its exposure to risk of loss from employee health claims. Annual estimated provisions are accrued for the self-insured portion of employee health claims and include an estimate of the ultimate costs for both reported claims and claims incurred but not yet reported.

UNION COUNTY, OHIO

NOTES TO THE BASIC FINANCIAL STATEMENTS
FOR THE YEAR ENDED DECEMBER 31, 2021

NOTE 21 - MEMORIAL HOSPITAL OF UNION COUNTY - (Continued)

B. Deposits and Investments

The Hospital's cash and investments are subject to risk, which are examined in more detail below.

Custodial Credit Risk

Custodial credit risk is the risk that in the event of a bank failure, the Hospital's deposits may not be returned to it. The Hospital's deposit policy for custodial credit risk requires compliance with the provisions of state law. State law requires collateralization of all deposits with federal depository insurance; bonds and other obligations of the U.S. Treasury, U.S. agencies or instrumentalities or the state of Ohio; bonds of any city, county, school district or special road district of the state of Ohio; bonds of any state; or a surety bond having an aggregate value at least equal to the amount of the deposits.

| | <u>2021</u> |
|------------------------------------------------------------------------------------------------------------------------------------|-----------------------------|
| Uninsured and uncollateralized | \$ 22,392,187 |
| Uninsured and collateral held by pledging financial institution's trust department or agent in other than Hospital's name | <u>41,705,335</u> |
| Total | <u>\$ 64,097,522</u> |

Investments

The Hospital may legally invest in direct obligations of and other obligations guaranteed as to principal by the U.S. Treasury and U.S. government agencies and instrumentalities and in bank repurchase agreements. It may also invest to a limited extent in corporate bonds and equity securities. At December 31, 2021, the Hospital had the following investments and maturities:

| | <u>Carrying Amount</u> | <u>Maturities</u> | |
|------------------------------|-----------------------------|-----------------------------|-----------------------------|
| | | <u>< than a year</u> | <u>> than 1 year</u> |
| Certificates of deposit | \$ 27,110,898 | \$ 22,065,559 | \$ 5,045,339 |
| Money market | 579,232 | 579,232 | - |
| U.S. government agency notes | 25,465,084 | - | 25,465,084 |
| U.S. treasury obligations | 4,881,027 | - | 4,881,027 |
| Commercial paper | <u>26,459,535</u> | <u>26,459,535</u> | <u>-</u> |
| Total | <u>\$ 84,495,776</u> | <u>\$ 49,104,326</u> | <u>\$ 35,391,450</u> |

Investments in money market, U.S. government agency notes, U.S. treasury obligations and commercial paper are valued at Level 2.

UNION COUNTY, OHIO

NOTES TO THE BASIC FINANCIAL STATEMENTS
FOR THE YEAR ENDED DECEMBER 31, 2021

NOTE 21 - MEMORIAL HOSPITAL OF UNION COUNTY - (Continued)

C. Patient Accounts Receivable

The details of patient accounts receivable are set forth below as of December 31:

| | <u>2021</u> |
|---------------------------------------|----------------------|
| Patient accounts receivable | \$ 62,046,837 |
| Allowance for uncollectible accounts | (9,947,561) |
| Allowance for contractual adjustments | <u>(28,050,319)</u> |
| Patient accounts receivable, net | <u>\$ 24,048,957</u> |

The Hospital provides services without collateral to patients, most of whom are local residents and are insured under third-party payor agreements. The composition of revenue and receivables from patients and third-party payors follows:

| | <u>Accounts Receivable</u> | <u>Gross Revenue</u> |
|--------------------------------|--------------------------------|--------------------------|
| Medicare | 31% | 44% |
| Medicaid | 6% | 12% |
| Commercial insurance and other | 43% | 42% |
| Self-pay | <u>20%</u> | <u>2%</u> |
| Total | <u>100%</u> | <u>100%</u> |

D. Contributions Receivable

During 2015, the Foundation began the Memorial 2020 Capital Campaign for expansion and renovation of the Hospital. Contributions receivable associated with the campaign, net of the present value discount rate of 3%, as of December 31, 2021 were as follows:

| | <u>2021</u> |
|-------------------------------------|-------------------|
| Receivable in less than one year | \$ 202,907 |
| Receivable in one to five years | <u>12,508</u> |
| | 215,415 |
| Less discounts to net present value | <u>(364)</u> |
| Net unconditional promises to give | <u>\$ 215,051</u> |

UNION COUNTY, OHIO

NOTES TO THE BASIC FINANCIAL STATEMENTS
FOR THE YEAR ENDED DECEMBER 31, 2021

NOTE 21 - MEMORIAL HOSPITAL OF UNION COUNTY - (Continued)

E. Capital Assets

Capital assets for the year ended December 31, 2021 was as follows:

| | Balance | | | | Balance |
|----------------------------------------------------|----------------------|-----------------------|--------------------|------------------|----------------------|
| | <u>12/31/2020</u> | <u>Additions</u> | <u>Disposals</u> | <u>Transfers</u> | <u>12/31/2021</u> |
| <i>Capital assets, not being depreciated:</i> | | | | | |
| Land | \$ 2,993,940 | \$ - | \$ - | \$ - | \$ 2,993,940 |
| Construction in progress | <u>108,146</u> | <u>939,346</u> | <u>-</u> | <u>(845,447)</u> | <u>202,045</u> |
| <i>Total capital assets, not being depreciated</i> | <u>3,102,086</u> | <u>939,346</u> | <u>-</u> | <u>(845,447)</u> | <u>3,195,985</u> |
| <i>Capital assets, being depreciated:</i> | | | | | |
| Land improvements | 5,086,340 | 25,270 | - | 43,848 | 5,155,458 |
| Buildings and leaseholder improvements | 105,944,194 | 2,885,037 | (1,286,195) | 763,713 | 108,306,749 |
| Equipment | <u>55,987,009</u> | <u>2,393,361</u> | <u>(1,552,721)</u> | <u>37,886</u> | <u>56,865,535</u> |
| <i>Total capital assets, being depreciated</i> | <u>167,017,543</u> | <u>5,303,668</u> | <u>(2,838,916)</u> | <u>845,447</u> | <u>170,327,742</u> |
| Less: accumulated depreciation: | | | | | |
| Land improvements | (2,444,130) | (207,459) | 108,933 | - | (2,542,656) |
| Buildings and leaseholder improvements | (33,262,116) | (3,446,008) | 1,282,966 | - | (35,425,158) |
| Equipment | <u>(38,844,107)</u> | <u>(4,321,570)</u> | <u>1,387,485</u> | <u>-</u> | <u>(41,778,192)</u> |
| Total accumulated depreciation | <u>(74,550,353)</u> | <u>(7,975,037)</u> | <u>2,779,384</u> | <u>-</u> | <u>(79,746,006)</u> |
| Total capital assets, being depreciated, net | <u>92,467,190</u> | <u>(2,671,369)</u> | <u>(59,532)</u> | <u>845,447</u> | <u>90,581,736</u> |
| Capital assets, net | <u>\$ 95,569,276</u> | <u>\$ (1,732,023)</u> | <u>\$ (59,532)</u> | <u>\$ -</u> | <u>\$ 93,777,721</u> |

F. Accrued Salaries, Wages and Related Accruals

The details of accrued liabilities at December 31, 2021 were as follows:

| | <u>2021</u> |
|-----------------------------------|----------------------|
| Payroll and related items | \$ 7,211,738 |
| Self-insured benefits | 3,967,616 |
| Health insurance claims | <u>1,556,550</u> |
| Total salaries, wages and related | <u>\$ 12,735,904</u> |

UNION COUNTY, OHIO

NOTES TO THE BASIC FINANCIAL STATEMENTS
FOR THE YEAR ENDED DECEMBER 31, 2021

NOTE 21 - MEMORIAL HOSPITAL OF UNION COUNTY - (Continued)

G. Long-term Debt

Information regarding the Hospital's long-term debt activity and balances as of and for the year ended December 31, were as follows:

| | <u>Interest Rate</u> | <u>Balance 12/31/2020</u> | <u>Additions</u> | <u>Reductions</u> | <u>Balance 12/31/2021</u> | <u>Amount Due in One Year</u> |
|------------------------------------------|--------------------------|-------------------------------|------------------|-----------------------|-------------------------------|---------------------------------------|
| <u>General obligation bonds:</u> | | | | | | |
| 2016A Memorial hospital refunding | 2.00 - 4.00% | \$ 2,835,000 | \$ - | \$ (580,000) | \$ 2,255,000 | \$ 600,000 |
| 2016B Memorial hospital refunding | 1.00 - 5.00% | 6,080,000 | - | (260,000) | 5,820,000 | 275,000 |
| 2018 Memorial hospital bonds | 3.00 - 5.00% | 27,980,000 | - | (10,000) | 27,970,000 | 10,000 |
| Total general obligation bonds | | <u>36,895,000</u> | <u>-</u> | <u>(850,000)</u> | <u>36,045,000</u> | <u>885,000</u> |
| <u>Hospital facilities revenue bonds</u> | | | | | | |
| 2016 Memorial hospital | 2.33% | 9,046,601 | - | (255,123) | 8,791,478 | 261,214 |
| 2017 Memorial hospital | 2.92% | 17,150,000 | - | (388,346) | 16,761,654 | 434,911 |
| Total revenue bonds | | <u>26,196,601</u> | <u>-</u> | <u>(643,469)</u> | <u>25,553,132</u> | <u>696,125</u> |
| <u>Other long-term obligations:</u> | | | | | | |
| Unamortized bond premiums | N/A | 2,705,213 | - | (227,792) | 2,477,421 | 239,679 |
| Capital lease obligation - hospital | 4.00% | 1,973,041 | - | (549,887) | 1,423,154 | 572,285 |
| Total other long-term obligations | | <u>4,678,254</u> | <u>-</u> | <u>(777,679)</u> | <u>3,900,575</u> | <u>811,964</u> |
| Total long-term debt | | <u>\$ 67,769,855</u> | <u>\$ -</u> | <u>\$ (2,271,148)</u> | <u>\$ 65,498,707</u> | <u>\$ 2,393,089</u> |

The following is a schedule by years of debt principal and interest payments:

| <u>Year Ended December 31,</u> | <u>Notes from Direct Placements</u> | | <u>Capital Leases</u> | |
|------------------------------------|-------------------------------------|----------------------|-----------------------|------------------|
| | <u>Principal</u> | <u>Interest</u> | <u>Principal</u> | <u>Interest</u> |
| 2022 | \$ 1,581,125 | \$ 2,019,588 | \$ 572,285 | \$ 46,510 |
| 2023 | 1,640,421 | 2,003,877 | 595,601 | 23,194 |
| 2024 | 1,693,400 | 1,960,001 | 255,268 | 2,558 |
| 2025 | 1,650,586 | 1,917,269 | - | - |
| 2026 | 1,669,711 | 1,876,455 | - | - |
| 2027 - 2031 | 9,491,486 | 8,623,275 | - | - |
| 2032 - 2036 | 10,941,202 | 7,217,757 | - | - |
| 2037 - 2041 | 13,198,067 | 5,227,822 | - | - |
| 2042 - 2046 | 16,015,909 | 2,616,698 | - | - |
| 2047 -2049 | 3,716,225 | 155,105 | - | - |
| Total | <u>\$ 61,598,132</u> | <u>\$ 33,617,847</u> | <u>\$ 1,423,154</u> | <u>\$ 72,262</u> |

UNION COUNTY, OHIO

NOTES TO THE BASIC FINANCIAL STATEMENTS
FOR THE YEAR ENDED DECEMBER 31, 2021

NOTE 21 - MEMORIAL HOSPITAL OF UNION COUNTY - (Continued)

H. Refundable Advances

As of and for the year ended December 31, 2021, revenues recognized, and refundable advances were as follows:

| | <u>Revenue Recognized</u> | <u>Current Portion of Refundable Advances</u> | <u>Long-Term Portion of Refundable Advances</u> | <u>Total</u> |
|-----------------------------------------------------|-------------------------------|-------------------------------------------------------|---------------------------------------------------------|---------------------|
| Medicare accelerated and advance payment program | \$ - | \$ 3,831,201 | \$ - | \$ 3,831,201 |
| Provider relief fund | <u>423,237</u> | <u>-</u> | <u>-</u> | <u>423,237</u> |
| Ending balance | <u>\$ 423,237</u> | <u>\$ 3,831,201</u> | <u>\$ -</u> | <u>\$ 4,254,438</u> |

I. Net Patient Service Revenue

Net patient service revenue for the year ending December 31, 2021 consists of the following:

| | |
|----------------------------------------------|-----------------------|
| Inpatient services | \$ 82,865,641 |
| Outpatient services | <u>314,281,044</u> |
| Total patient revenue | <u>397,146,685</u> |
| Revenue deductions: | |
| Provision for contractual allowances | 222,289,590 |
| Provision for bad debt allowances | 9,531,220 |
| Charity care, net of Hospital Care Assurance | <u>2,992,377</u> |
| Total allowances | <u>234,813,187</u> |
| Net patient service revenue | <u>\$ 162,333,498</u> |

J. Net Pension Liability/Asset

Hospital employees participate in the Ohio Public Employees Retirement System (OPERS). Below is summarized information regarding the net pension liability/asset recorded by the Hospital at year-end:

| | <u>OPERS - Traditional</u> | <u>OPERS - Combined</u> |
|---------------------------------------------------------------------------|--------------------------------|-----------------------------|
| Proportion of the net pension liability/asset prior measurement date | 0.27766600% | 0.46649000% |
| Proportion of the net pension liability/asset current measurement date | <u>0.28442000%</u> | <u>0.44382300%</u> |
| Change in proportionate share | <u>0.00675400%</u> | <u>-0.02266700%</u> |
| Proportionate share of the net pension liability | \$ 42,116,410 | \$ - |
| Proportionate share of the net pension asset | - | (1,281,155) |

Pension expense, relating to GASB 68, for the year ending December 31, 2021 was \$3,196,937.

UNION COUNTY, OHIO

NOTES TO THE BASIC FINANCIAL STATEMENTS
FOR THE YEAR ENDED DECEMBER 31, 2021

NOTE 21 - MEMORIAL HOSPITAL OF UNION COUNTY - (Continued)

At December 31, 2021, the Hospital reported deferred outflows of resources and deferred inflows of resources related to pensions from the following sources:

| | OPERS |
|----------------------------------------------------------------------------------------------|---------------|
| Deferred outflows of resources | |
| Changes of assumptions | \$ 80,009 |
| Changes in employer's proportionate percentage/ difference between employer contributions | 1,285,983 |
| Contributions subsequent to the measurement date | 6,213,861 |
| Total deferred outflows of resources | \$ 7,579,853 |
| Deferred inflows of resources | |
| Differences between expected and actual experience | \$ 2,003,467 |
| Net difference between projected and actual earnings on pension plan investments | 16,606,274 |
| Changes in employer's proportionate percentage/ difference between employer contributions | 57,105 |
| Total deferred inflows of resources | \$ 18,666,846 |

K. Net OPEB Asset

Hospital employees participate in the Ohio Public Employees Retirement System (OPERS). Below is summarized information regarding the net OPEB asset recorded by the Hospital at year-end:

| | OPERS |
|----------------------------------------------------------------|--------------------|
| Proportion of the net OPEB liability prior measurement date | 0.29883300% |
| Proportion of the net OPEB asset current measurement date | 0.30697300% |
| Change in proportionate share | 0.00814000% |
| Proportionate share of the net OPEB asset | \$ (5,468,969) |

OPEB expense relating to GASB 75, for the year ending December 31, 2021 was (\$31,554,195).

UNION COUNTY, OHIO

NOTES TO THE BASIC FINANCIAL STATEMENTS
FOR THE YEAR ENDED DECEMBER 31, 2021

NOTE 21 - MEMORIAL HOSPITAL OF UNION COUNTY - (Continued)

At December 31, 2021, the Hospital reported deferred outflows of resources and deferred inflows of resources for OPEB from the following sources:

| | OPERS |
|------------------------------------------------------------------------------------------|---------------|
| Deferred outflows of resources | |
| Differences between expected and actual experience | \$ 2,660,943 |
| Changes in employer's proportionate percentage/difference between employer contributions | 1,022,234 |
| Contributions subsequent to the measurement date | 27,695 |
| Total deferred outflows of resources | \$ 3,710,872 |
| Deferred inflows of resources | |
| Differences between expected and actual experience | \$ 4,935,713 |
| Net difference between projected and actual earnings on pension plan investments | 2,912,848 |
| Changes of assumptions | 8,861,370 |
| Total deferred inflows of resources | \$ 16,709,931 |

L. Medical Malpractice Claims

Based on the nature of its operations, the Hospital is at times subject to pending or threatened legal actions, which arise in the normal course of its activities. The Hospital is insured against medical malpractice claims under a claims-based policy, whereby only the claims reported to the insurance carrier during the policy period are covered regardless of when the incident giving rise to the claim occurred. Under the terms of the policy, the Hospital bears the risk of the ultimate costs of any individual claims exceeding \$1,000,000, or aggregate claims \$3,000,000, for claims asserted in the policy year. In addition, the Hospital has an umbrella policy with an additional \$5,000,000 of coverage. Should the claims-made policy not be renewed or replaced with equivalent insurance, claims based on the occurrences during the claims-made term, but reported subsequently, will be uninsured.

The Hospital is not aware of any medical malpractice claims, either asserted or unasserted, that would exceed the policy limits. No claims have been settled during the past three years that have exceeded policy coverage limits. The cost of this insurance policy represents the Hospital's cost for such claims for the year, and it has been charged to operations as a current expense.

M. Self-Insured Benefits

The Hospital is partially self-insured under a plan covering substantially all employees and dependents for health benefits. The plan is covered by a stop-loss policy that covers claims over \$150,000 per covered person, with an unlimited maximum annual payment amount. Claims in excess of employee premiums are charged to operations. A provision is accrued for self-insured employee health claims including both claims reported and claims incurred but not yet reported. The accrual is estimated based on consideration of prior claims experience, recently settled claims, frequency of claims and other economic and social factors. In addition, the Hospital self-insures for worker's compensation.

UNION COUNTY, OHIO

NOTES TO THE BASIC FINANCIAL STATEMENTS
FOR THE YEAR ENDED DECEMBER 31, 2021

NOTE 21 - MEMORIAL HOSPITAL OF UNION COUNTY - (Continued)

The Hospital has a \$1,500,000 per claim stop-loss policy with a private insurance carrier for worker's compensation.

Activity in the Hospital's accrued employee health claims liability during 2021 and 2020 is summarized as follows:

| | <u>2021</u> | <u>2020</u> |
|------------------------------------------------------------------------------------------|---------------------|--------------------|
| Balance, beginning of year | \$ 233,660 | \$ 488,576 |
| Current year claims incurred and changes in estimates for claims incurred in prior years | 8,984,441 | 9,031,798 |
| Claims and expense paid | <u>(7,661,551)</u> | <u>(9,286,714)</u> |
| Balance, end of year | <u>\$ 1,556,550</u> | <u>\$ 233,660</u> |

NOTE 22 - UNION COUNTY AIRPORT AUTHORITY

The Union County Airport Authority (the "Airport Authority") was established according to Section 308.03 of the Ohio Revised Code. The Airport Authority is governed by a six member Board of Trustees appointed by the Union County Commissioners. The County Commissioners budget funds for airport operations and are responsible for the debt and deficits of the Airport Authority. Due to the imposition of will exerted by the County Commissioners as well as the financial burden for the Airport Authority, the Airport Authority is presented separately as a component unit of Union County. The Airport Authority operates on a year ending December 31. Separately issued financial statements can be obtained from the Airport Authority, 233 West 6th Street, Marysville, Ohio 43040.

A. Basis of Accounting

The Airport Authority follows the accrual basis of accounting, whereby revenues and expenses are recognized in the period earned or incurred. The measurement focus is on determination of net income, financial position and cash flows. All transactions are accounted for in a single enterprise fund.

The financial statements have been prepared in conformity with generally accepted accounting principles (GAAP) as applied to governmental units. The Governmental Accounting Standards Board (GASB) is the accepted standard-setting body for establishing governmental and financial reporting principles.

Equipment and Depreciation - Property, plant, and equipment are stated at historical cost (or estimated historical cost) and are updated for the cost of additions and retirements during the year. Depreciation is provided on a straight-line basis over the following estimated useful lives:

| <u>Description</u> | <u>Useful Live (In Years)</u> |
|----------------------------|-----------------------------------|
| Land improvements | 20 |
| Buildings and improvements | 6 - 40 |
| Equipment | 5 - 10 |

A summary of capital assets at December 31, 2021, follows:

| | |
|---------------------------------|---------------------|
| Non-depreciable capital assets | \$ 1,245,220 |
| Depreciable capital assets, net | <u>906,610</u> |
| Net capital assets | <u>\$ 2,151,830</u> |

UNION COUNTY, OHIO

NOTES TO THE BASIC FINANCIAL STATEMENTS
FOR THE YEAR ENDED DECEMBER 31, 2021

NOTE 22 - UNION COUNTY AIRPORT AUTHORITY - (Continued)

B. Deposits with Financial Institutions

The Union County Treasurer holds the Airport Authority's cash as custodian for the Airport Authority. The Airport Authority's assets are held in the County's cash and investment pool and valued at the Treasurer's carrying amount.

C. Net Pension Liability/Asset

Airport Authority employees participate in the Ohio Public Employees Retirement System (OPERS). Below is summarized information regarding the net pension liability/asset recorded by the Airport Authority at year-end:

| | OPERS |
|------------------------------------------------------------------------------------------|----------------|
| Proportion of the net pension liability/asset prior measurement date | 0.00008849% |
| Proportion of the net pension liability/asset current measurement date | 0.00000000% |
| Change in proportionate share | -0.00008849% |
| Pension expense | \$ (3,304) |
| | OPERS |
| Deferred inflows of resources | |
| Changes in employer's proportionate percentage/difference between employer contributions | \$ 2,155 |
| Total deferred inflows of resources | \$ 2,155 |

D. Net OPEB Liability

Airport Authority employees participate in the Ohio Public Employees Retirement System (OPERS). Below is summarized information regarding the net OPEB liability recorded by the Airport Authority at year-end:

| | OPERS |
|------------------------------------------------------------------------------------------|----------------|
| Proportion of the net OPEB liability prior measurement date | 0.00004137% |
| Proportion of the net OPEB liability current measurement date | 0.00000000% |
| Change in proportionate share | -0.00004137% |
| OPEB expense | \$ (1,751) |
| | OPERS |
| Deferred inflows of resources | |
| Changes in employer's proportionate percentage/difference between employer contributions | \$ 1,417 |
| Total deferred inflows of resources | \$ 1,417 |

UNION COUNTY, OHIO

NOTES TO THE BASIC FINANCIAL STATEMENTS FOR THE YEAR ENDED DECEMBER 31, 2021

NOTE 23 - TAX ABATEMENTS

A. Tax Abatements Entered into by the County

The County has entered into the following Economic Zone (EZ) tax abatement agreements for the abatement of real property taxes:

- Agreement between the City of Marysville, the County and Heritage Cooperative, Inc. for a total investment of \$38.5 million, 20 new full time equivalent (FTE) jobs, 15 new part time jobs and increase in total payroll of \$1.125 million
- Agreement between the County and Auto Tool, Inc. for a total investment of at least \$5 million, creating 30 new FTE jobs, increase in payroll of \$1.6 million and job retention of 33 jobs
- Agreement between the County, the City of Marysville, Sumitomo Electric Wiring Systems and Summary Investment for a total investment of at least \$10 million, 15 new FTE jobs, increase in payroll of \$675,000 with a total payroll of \$6.5 million and job retention of 123 jobs
- Agreement between the County, Jerome Township and KTH Parts Industries
- Agreement between the County, Millcreek Township and Evolution Ag

The EZ agreements were entered into under the authority of the 2003 Union County-Marysville Economic Development Action Plan which required the recipients to invest in real estate in order to provide an increase in FTE employment and show an overall increase in income taxes. The County reduces the assessed property tax valuation causing a decrease in overall real property tax collections. Under the agreements, the County's property taxes collections were reduced by approximately \$18,372 during 2021.

B. Tax Abatements Entered into by Other Governments

Within the County, the taxing districts of the Village of Richwood and the City of Marysville have entered into tax abatement agreements that forgo real property taxes assessed to the County. Under the agreements, the County's property taxes collections were reduced by approximately \$8,620 during 2021.

NOTE 24 - COVID-19

The United States and the State of Ohio declared a state of emergency in March of 2020 due to the COVID-19 pandemic. Ohio's state of emergency ended in June, 2021 while the national state of emergency continues. During 2021, the County received COVID-19 funding. The financial impact of COVID-19 and the continuing emergency measures will impact subsequent periods of the County. The impact on the County's future operating costs, revenues, and additional recovery from emergency funding, either federal or state, cannot be estimated.

The County's investment portfolio fluctuates with market conditions, and due to market volatility, the amount of gains or losses that will be realized in subsequent periods, if any, cannot be determined.

THIS PAGE IS INTENTIONALLY LEFT BLANK

REQUIRED SUPPLEMENTARY INFORMATION

UNION COUNTY, OHIO

SCHEDULES OF THE REQUIRED SUPPLEMENTARY INFORMATION

SCHEDULE OF THE COUNTY'S PROPORTIONATE SHARE OF
THE NET PENSION LIABILITY/NET PENSION ASSET
OHIO PUBLIC EMPLOYEES RETIREMENT SYSTEM (OPERS)

LAST EIGHT YEARS

| | 2021 | 2020 | 2019 (1) | 2018 |
|--------------------------------------------------------------------------------------------------|---------------|---------------|-----------------|---------------|
| <i>Traditional Plan:</i> | | | | |
| County's proportion of the net pension liability | 0.184484% | 0.171079% | 0.170320% | 0.160610% |
| County's proportionate share of the net pension liability | \$ 22,769,023 | \$ 28,278,237 | \$ 39,152,464 | \$ 20,904,618 |
| County's covered payroll | \$ 22,714,771 | \$ 20,440,700 | \$ 18,654,264 | \$ 17,701,046 |
| County's proportionate share of the net pension liability as a percentage of its covered payroll | 100.24% | 138.34% | 209.88% | 118.10% |
| Plan fiduciary net position as a percentage of the total pension liability | 86.88% | 82.17% | 74.70% | 84.66% |
| <i>Combined Plan:</i> | | | | |
| County's proportion of the net pension asset | 0.207951% | 0.192932% | 0.174632% | 0.196577% |
| County's proportionate share of the net pension asset | \$ 500,320 | \$ 336,438 | \$ 163,903 | \$ 893,981 |
| County's covered payroll | \$ 759,371 | \$ 724,986 | \$ 619,664 | \$ 662,292 |
| County's proportionate share of the net pension asset as a percentage of its covered payroll | 65.89% | 46.41% | 26.45% | 134.98% |
| Plan fiduciary net position as a percentage of the total pension asset | 157.67% | 145.28% | 126.64% | 137.28% |

Note: Information prior to 2014 was unavailable. Schedule is intended to show information for 10 years. Additional years will be displayed as they become available.

Amounts presented for each fiscal year were determined as of the County's measurement date which is the prior year-end.

(1) 2019 and prior amounts have been restated to exclude the Memorial Hospital that was previously included as an enterprise fund but is now considered a discretely presented component unit.

SEE ACCOMPANYING NOTES TO THE REQUIRED SUPPLEMENTARY INFORMATION

| | 2017 | 2016 | 2015 | 2014 |
|----|-------------|---------------|---------------|---------------|
| | 0.166586% | 0.160028% | 0.136509% | 0.136509% |
| \$ | 31,048,441 | \$ 22,821,353 | \$ 16,464,511 | \$ 16,092,632 |
| \$ | 17,238,450 | \$ 18,939,125 | \$ 19,366,725 | \$ 18,136,492 |
| | 180.11% | 120.50% | 85.01% | 88.73% |
| | 77.25% | 81.08% | 86.45% | 86.36% |
| | 0.211367% | 0.200250% | 0.213663% | 0.213663% |
| \$ | 96,554 | \$ 80,229 | \$ 82,265 | \$ 22,420 |
| \$ | 820,183 | \$ 749,100 | \$ 749,067 | \$ 646,823 |
| | 11.77% | 10.71% | 10.98% | 3.47% |
| | 116.55% | 116.90% | 114.83% | 104.56% |

UNION COUNTY, OHIO

SCHEDULES OF THE REQUIRED SUPPLEMENTARY INFORMATION

SCHEDULE OF THE COUNTY'S PROPORTIONATE SHARE OF
THE NET PENSION LIABILITY
STATE TEACHERS RETIREMENT SYSTEM (STRS) OF OHIO

LAST EIGHT YEARS

| | <u>2021</u> | <u>2020</u> | <u>2019</u> | <u>2018</u> |
|--------------------------------------------------------------------------------------------------|--------------|--------------|--------------|--------------|
| County's proportion of the net pension liability | 0.00901229% | 0.00893486% | 0.00882254% | 0.00828244% |
| County's proportionate share of the net pension liability | \$ 1,152,302 | \$ 2,161,918 | \$ 1,951,052 | \$ 1,821,123 |
| County's covered payroll | \$ 1,177,143 | \$ 1,157,143 | \$ 1,061,636 | \$ 946,857 |
| County's proportionate share of the net pension liability as a percentage of its covered payroll | 97.89% | 186.83% | 183.78% | 192.33% |
| Plan fiduciary net position as a percentage of the total pension liability | 87.78% | 75.48% | 77.40% | 77.30% |

Note: Information prior to 2014 was unavailable. Schedule is intended to show information for 10 years. Additional years will be displayed as they become available.

Amounts presented for each fiscal year were determined as of the County's measurement date which is the prior year-end.

SEE ACCOMPANYING NOTES TO THE REQUIRED SUPPLEMENTARY INFORMATION

| <u>2017</u> | <u>2016</u> | <u>2015</u> | <u>2014</u> |
|--------------|--------------|--------------|--------------|
| 0.00729306% | 0.00681034% | 0.00657489% | 0.00646931% |
| \$ 1,732,482 | \$ 2,279,626 | \$ 1,817,107 | \$ 1,573,560 |
| \$ 816,143 | \$ 928,436 | \$ 912,029 | \$ 874,862 |
| 212.28% | 245.53% | 199.24% | 179.86% |
| 75.30% | 66.80% | 72.10% | 74.70% |

UNION COUNTY, OHIO

SCHEDULES OF THE REQUIRED SUPPLEMENTARY INFORMATION

SCHEDULE OF COUNTY PENSION CONTRIBUTIONS
OHIO PUBLIC EMPLOYEES RETIREMENT SYSTEM (OPERS)

LAST TEN YEARS

| | <u>2021</u> | <u>2020</u> | <u>2019 (1)</u> | <u>2018</u> |
|----------------------------------------------------------------------|--------------------|--------------------|--------------------|--------------------|
| <i>Traditional Plan:</i> | | | | |
| Contractually required contribution | \$ 3,333,247 | \$ 3,180,068 | \$ 2,861,698 | \$ 2,611,597 |
| Contributions in relation to the contractually required contribution | <u>(3,333,247)</u> | <u>(3,180,068)</u> | <u>(2,861,698)</u> | <u>(2,611,597)</u> |
| Contribution deficiency (excess) | <u>\$ -</u> | <u>\$ -</u> | <u>\$ -</u> | <u>\$ -</u> |
| County's covered payroll | \$ 23,808,907 | \$ 22,714,771 | \$ 20,440,700 | \$ 18,654,264 |
| Contributions as a percentage of covered payroll | 14.00% | 14.00% | 14.00% | 14.00% |
| <i>Combined Plan:</i> | | | | |
| Contractually required contribution | \$ 103,971 | \$ 106,312 | \$ 101,498 | \$ 86,753 |
| Contributions in relation to the contractually required contribution | <u>(103,971)</u> | <u>(106,312)</u> | <u>(101,498)</u> | <u>(86,753)</u> |
| Contribution deficiency (excess) | <u>\$ -</u> | <u>\$ -</u> | <u>\$ -</u> | <u>\$ -</u> |
| County's covered payroll | \$ 742,650 | \$ 759,371 | \$ 724,986 | \$ 619,664 |
| Contributions as a percentage of covered payroll | 14.00% | 14.00% | 14.00% | 14.00% |

(1) 2019 and prior amounts have been restated to exclude the Memorial Hospital that was previously included as an enterprise fund but is now considered a discretely presented component unit.

SEE ACCOMPANYING NOTES TO THE REQUIRED SUPPLEMENTARY INFORMATION

| <u>2017</u> | <u>2016</u> | <u>2015</u> | <u>2014</u> | <u>2013</u> | <u>2012</u> |
|--------------------|--------------------|--------------------|--------------------|--------------------|--------------------|
| \$ 2,301,136 | \$ 2,068,614 | \$ 2,272,695 | \$ 2,324,007 | \$ 2,357,744 | \$ 1,822,104 |
| <u>(2,301,136)</u> | <u>(2,068,614)</u> | <u>(2,272,695)</u> | <u>(2,324,007)</u> | <u>(2,357,744)</u> | <u>(1,822,104)</u> |
| <u>\$ -</u> | <u>\$ -</u> | <u>\$ -</u> | <u>\$ -</u> | <u>\$ -</u> | <u>\$ -</u> |
| \$ 17,701,046 | \$ 17,238,450 | \$ 18,939,125 | \$ 19,366,725 | \$ 18,136,492 | \$ 18,221,040 |
| 13.00% | 12.00% | 12.00% | 12.00% | 13.00% | 10.00% |
| \$ 86,098 | \$ 98,422 | \$ 89,888 | \$ 93,722 | \$ 84,087 | \$ 55,236 |
| <u>(86,098)</u> | <u>(98,422)</u> | <u>(89,888)</u> | <u>(93,722)</u> | <u>(84,087)</u> | <u>(55,236)</u> |
| <u>\$ -</u> | <u>\$ -</u> | <u>\$ -</u> | <u>\$ -</u> | <u>\$ -</u> | <u>\$ -</u> |
| \$ 662,292 | \$ 820,183 | \$ 749,067 | \$ 781,017 | \$ 646,823 | \$ 694,792 |
| 13.00% | 12.00% | 12.00% | 12.00% | 13.00% | 7.95% |

UNION COUNTY, OHIO

SCHEDULES OF THE REQUIRED SUPPLEMENTARY INFORMATION

SCHEDULE OF COUNTY PENSION CONTRIBUTIONS
STATE TEACHERS RETIREMENT SYSTEM (STRS) OF OHIO

LAST TEN YEARS

| | <u>2021</u> | <u>2020</u> | <u>2019</u> | <u>2018</u> |
|----------------------------------------------------------------------|------------------|------------------|------------------|------------------|
| Contractually required contribution | \$ 170,259 | \$ 164,800 | \$ 162,000 | \$ 148,629 |
| Contributions in relation to the contractually required contribution | <u>(170,259)</u> | <u>(164,800)</u> | <u>(162,000)</u> | <u>(148,629)</u> |
| Contribution deficiency (excess) | <u>\$ -</u> | <u>\$ -</u> | <u>\$ -</u> | <u>\$ -</u> |
| County's covered payroll | \$ 1,216,136 | \$ 1,177,143 | \$ 1,157,143 | \$ 1,061,636 |
| Contributions as a percentage of covered payroll | 14.00% | 14.00% | 14.00% | 14.00% |

SEE ACCOMPANYING NOTES TO THE REQUIRED SUPPLEMENTARY INFORMATION

| <u>2017</u> | <u>2016</u> | <u>2015</u> | <u>2014</u> | <u>2013</u> | <u>2012</u> |
|------------------|------------------|------------------|------------------|------------------|------------------|
| \$ 132,560 | \$ 114,260 | \$ 129,981 | \$ 127,684 | \$ 113,732 | \$ 109,935 |
| <u>(132,560)</u> | <u>(114,260)</u> | <u>(129,981)</u> | <u>(127,684)</u> | <u>(113,732)</u> | <u>(109,935)</u> |
| <u>\$ -</u> | <u>\$ -</u> | <u>\$ -</u> | <u>\$ -</u> | <u>\$ -</u> | <u>\$ -</u> |
| \$ 946,857 | \$ 816,143 | \$ 928,436 | \$ 982,185 | \$ 874,862 | \$ 845,654 |
| 14.00% | 14.00% | 14.00% | 13.00% | 13.00% | 13.00% |

UNION COUNTY, OHIO

SCHEDULES OF THE REQUIRED SUPPLEMENTARY INFORMATION

SCHEDULE OF THE COUNTY'S PROPORTIONATE SHARE OF
THE NET OPEB LIABILITY/NET OPEB ASSET
OHIO PUBLIC EMPLOYEES RETIREMENT SYSTEM (OPERS)

LAST FIVE YEARS

| | <u>2021</u> | <u>2020</u> | <u>2019 (1)</u> | <u>2018</u> | <u>2017</u> |
|-----------------------------------------------------------------------------------------------------|----------------|---------------|-----------------|---------------|---------------|
| County's proportion of the net OPEB liability/asset | 0.183597% | 0.170172% | 0.168673% | 0.159700% | 0.16467618% |
| County's proportionate share of the net OPEB liability/(asset) | \$ (2,726,248) | \$ 19,656,553 | \$ 18,457,723 | \$ 14,388,175 | \$ 13,651,597 |
| County's covered payroll | \$ 23,474,142 | \$ 21,828,156 | \$ 19,273,928 | \$ 18,363,338 | \$ 18,058,633 |
| County's proportionate share of the net OPEB liability/asset as a percentage of its covered payroll | 11.61% | 90.05% | 95.77% | 78.35% | 75.60% |
| Plan fiduciary net position as a percentage of the total OPEB liability/asset | 115.57% | 47.80% | 46.33% | 54.14% | 54.05% |

Note: Information prior to 2017 was unavailable. Schedule is intended to show information for 10 years. Additional years will be displayed as they become available.

Amounts presented for each fiscal year were determined as of the County's measurement date which is the prior year-end.

(1) 2019 and prior amounts have been restated to exclude the Memorial Hospital that was previously included as an enterprise fund but is now considered a discretely presented component unit.

SEE ACCOMPANYING NOTES TO THE REQUIRED SUPPLEMENTARY INFORMATION

UNION COUNTY, OHIO

SCHEDULES OF THE REQUIRED SUPPLEMENTARY INFORMATION

SCHEDULE OF THE COUNTY'S PROPORTIONATE SHARE OF
THE NET OPEB LIABILITY/ASSET
STATE TEACHERS RETIREMENT SYSTEM (STRS) OF OHIO

LAST FIVE YEARS

| | <u>2021</u> | <u>2020</u> | <u>2019</u> | <u>2018</u> | <u>2017</u> |
|-----------------------------------------------------------------------------------------------------|--------------|--------------|--------------|--------------|-------------|
| County's proportion of the net OPEB liability/asset | 0.00901229% | 0.00893486% | 0.00882254% | 0.00828244% | 0.00729306% |
| County's proportionate share of the net OPEB liability (asset) | \$ (190,017) | \$ (157,030) | \$ (146,122) | \$ (133,000) | \$ 284,548 |
| County's covered payroll | \$ 1,177,143 | \$ 1,157,143 | \$ 1,061,636 | \$ 946,857 | \$ 816,143 |
| County's proportionate share of the net OPEB liability/asset as a percentage of its covered payroll | 16.14% | 13.57% | 13.76% | 14.05% | 34.86% |
| Plan fiduciary net position as a percentage of the total OPEB liability/asset | 174.73% | 182.13% | 174.70% | 176.00% | 47.10% |

Note: Information prior to 2017 was unavailable. Schedule is intended to show information for 10 years. Additional years will be displayed as they become available.

Amounts presented for each fiscal year were determined as of the County's measurement date which is the prior year-end.

SEE ACCOMPANYING NOTES TO THE REQUIRED SUPPLEMENTARY INFORMATION

UNION COUNTY, OHIO

SCHEDULES OF THE REQUIRED SUPPLEMENTARY INFORMATION

SCHEDULE OF COUNTY OPEB CONTRIBUTIONS
OHIO PUBLIC EMPLOYEES RETIREMENT SYSTEM (OPERS)

LAST TEN YEARS

| | <u>2021</u> | <u>2020</u> | <u>2019 (1)</u> | <u>2018</u> |
|----------------------------------------------------------------------|---------------|---------------|-----------------|-----------------|
| Contractually required contribution | \$ - | \$ - | \$ 26,499 | \$ 23,722 |
| Contributions in relation to the contractually required contribution | <u>-</u> | <u>-</u> | <u>(26,499)</u> | <u>(23,722)</u> |
| Contribution deficiency (excess) | <u>\$ -</u> | <u>\$ -</u> | <u>\$ -</u> | <u>\$ -</u> |
| County's covered payroll | \$ 24,551,557 | \$ 23,474,142 | \$ 21,828,156 | \$ 19,866,988 |
| Contributions as a percentage of covered payroll | 0.00% | 0.00% | 0.12% | 0.12% |

(1) 2019 and prior amounts have been restated to exclude the Memorial Hospital that was previously included as an enterprise fund but is now considered a discretely presented component unit.

SEE ACCOMPANYING NOTES TO THE REQUIRED SUPPLEMENTARY INFORMATION

| <u>2017</u> | <u>2016</u> | <u>2015</u> | <u>2014</u> | <u>2013</u> | <u>2012</u> |
|------------------|--------------------|--------------------|------------------|------------------|------------------|
| \$ 675,489 | \$ 1,841,145 | \$ 1,002,425 | \$ 388,626 | \$ 181,789 | \$ 739,907 |
| <u>(675,489)</u> | <u>(1,841,145)</u> | <u>(1,002,425)</u> | <u>(388,626)</u> | <u>(181,789)</u> | <u>(739,907)</u> |
| <u>\$ -</u> | <u>\$ -</u> | <u>\$ -</u> | <u>\$ -</u> | <u>\$ -</u> | <u>\$ -</u> |
| \$ 18,875,268 | \$ 18,506,050 | \$ 20,290,259 | \$ 20,147,742 | \$ 18,783,315 | \$ 18,915,832 |
| 3.58% | 9.95% | 4.94% | 1.93% | 0.97% | 3.91% |

UNION COUNTY, OHIO

SCHEDULES OF THE REQUIRED SUPPLEMENTARY INFORMATION

SCHEDULE OF COUNTY OPEB CONTRIBUTIONS
STATE TEACHERS RETIREMENT SYSTEM (STRS) OF OHIO

LAST TEN YEARS

| | <u>2021</u> | <u>2020</u> | <u>2019</u> | <u>2018</u> |
|----------------------------------------------------------------------|--------------|--------------|--------------|--------------|
| Contractually required contribution | \$ - | \$ - | \$ - | \$ - |
| Contributions in relation to the contractually required contribution | - | - | - | - |
| Contribution deficiency (excess) | <u>\$ -</u> | <u>\$ -</u> | <u>\$ -</u> | <u>\$ -</u> |
| County's covered payroll | \$ 1,216,136 | \$ 1,177,143 | \$ 1,157,143 | \$ 1,061,636 |
| Contributions as a percentage of covered payroll | 0.00% | 0.00% | 0.00% | 0.00% |

SEE ACCOMPANYING NOTES TO THE REQUIRED SUPPLEMENTARY INFORMATION

| <u>2017</u> | <u>2016</u> | <u>2015</u> | <u>2014</u> | <u>2013</u> | <u>2012</u> |
|-------------|-------------|-------------|-------------|-------------|-------------|
| \$ - | \$ - | \$ - | \$ 4,729 | \$ 8,749 | \$ 8,457 |
| - | - | - | (4,729) | (8,749) | (8,457) |
| <u>\$ -</u> | <u>\$ -</u> | <u>\$ -</u> | <u>\$ -</u> | <u>\$ -</u> | <u>\$ -</u> |
| \$ 946,857 | \$ 816,143 | \$ 928,436 | \$ 982,185 | \$ 874,862 | \$ 845,654 |
| 0.00% | 0.00% | 0.00% | 0.48% | 1.00% | 1.00% |

UNION COUNTY, OHIO

NOTES TO THE REQUIRED SUPPLEMENTARY INFORMATION
FOR THE YEAR ENDED DECEMBER 31, 2021

PENSION

OHIO PUBLIC EMPLOYEES RETIREMENT SYSTEM (OPERS)

Changes in benefit terms :

- There were no changes in benefit terms from the amounts reported for 2014-2021.

Changes in assumptions :

- There were no changes in methods and assumptions used in the calculation of actuarial determined contributions for 2014-2016.
- For 2017, the following were the most significant changes of assumptions that affected the total pension liability since the prior measurement date: (a) reduction in the actuarially assumed rate of return from 8.00% down to 7.50%, (b) for defined benefit investments, decreasing the wage inflation from 3.75% to 3.25% and (c) changing the future salary increases from a range of 4.25%-10.05% to 3.25%-10.75%.
- There were no changes in assumptions for 2018.
- For 2019, the following were the most significant changes of assumptions that affected the total pension liability since the prior measurement date: (a) the assumed rate of return and discount rate were reduced from 7.50% down to 7.20%.
- There were no changes in assumptions for 2020.
- There were no changes in assumptions for 2021.

STATE TEACHERS RETIREMENT SYSTEM (STRS) OF OHIO

Changes in benefit terms :

- There were no changes in benefit terms from the amounts reported for 2014-2016.
- For 2017, STRS decreased the Cost of Living Adjustment (COLA) to zero effective July 1, 2017.
- There were no changes in benefit terms for 2018.
- There were no changes in benefit terms for 2019.
- There were no changes in benefit terms for 2020.
- There were no changes in benefit terms for 2021.

Changes in assumptions :

- There were no changes in methods and assumptions used in the calculation of actuarial determined contributions for 2014-2016.
- For 2017, the following changes of assumption affected the total pension liability since the prior measurement date: (a) the long term expected rate of return was reduced from 7.75% to 7.45%, (b) the inflation assumption was lowered from 2.75% to 2.50%, (c) the payroll growth assumption was lowered to 3.00%, (d) total salary increases rate was lowered by decreasing the merit component of the individual salary increases, in addition to a decrease of 0.25% due to lower inflation (e) the healthy and disabled mortality assumptions were updated to the RP-2014 mortality tables with generational improvement scale MP-2016 and (f) rates of retirement, termination and disability were modified to better reflect anticipated future experience.
- There were no changes in assumptions for 2018.
- There were no changes in assumptions for 2019.
- There were no changes in assumptions for 2020.
- For 2021, the following changes of assumption affected the total pension liability since the prior measurement date: (a) the long term expected rate of return was reduced from 7.45% to 7.00%.

(Continued)

UNION COUNTY, OHIO

NOTES TO THE REQUIRED SUPPLEMENTARY INFORMATION (CONTINUED)
FOR THE YEAR ENDED DECEMBER 31, 2021

OTHER POSTEMPLOYMENT BENEFITS (OPEB)

OHIO PUBLIC EMPLOYEES RETIREMENT SYSTEM (OPERS)

Changes in benefit terms :

- There were no changes in benefit terms from the amounts reported for 2017-2020.
- For 2021, the following were the most significant changes in benefit terms since the prior measurement date: the Board approved several changes to the health care plan offered to Medicare and non-Medicare retirees in efforts to decrease costs and increase the solvency of the health care Plan. These changes are effective January 1, 2022 and include changes to base allowances and eligibility for Medicare retirees, as well as replacing OPERS-sponsored medical plans for non-Medicare retirees with monthly allowances, similar to the program for Medicare retirees. These changes are reflected in the December 31, 2020 measurement date health care valuation. These changes significantly decreased the total OPEB liability for the measurement date December 31, 2020.

Changes in assumptions :

- There were no changes in methods and assumptions used in the calculation of actuarial determined contributions for 2017.
- For 2018, the following were the most significant changes of assumptions that affected the total OPEB liability since the prior measurement date: (a) reduction in the actuarially assumed rate of return from 4.23% down to 3.85%.
- For 2019, the following were the most significant changes of assumptions that affect the total OPEB liability since the prior measurement date: (a) the discount rate was increased from 3.85% up to 3.96%, (b) The investment rate of return was decreased from 6.50% percent down to 6.00%, (c) the municipal bond rate was increased from 3.31% up to 3.71% and (d) the health care cost trend rate was increased from 7.50%, initial/3.25%, ultimate in 2028 up to 10.00%, initial/3.25% ultimate in 2029.
- For 2020, the following were the most significant changes of assumptions that affect the total OPEB liability since the prior measurement date: (a) the discount rate was decreased from 3.96% up to 3.16%, (b) the municipal bond rate was decreased from 3.71% up to 2.75% and (c) the health care cost trend rate was increased from 10.50%, initial/3.25%, ultimate in 2029 up to 10.50%, initial/3.50% ultimate in 2030.
- For 2021, the following were the most significant changes of assumptions that affect the total OPEB liability since the prior measurement date: (a) the discount rate was increased from 3.16% up to 6.00%, (b) the municipal bond rate was decreased from 2.75% up to 2.00% and (c) the health care cost trend rate was decreased from 10.00%, initial/3.50%, ultimate in 2030 down to 8.50%, initial/3.50% ultimate in 2035.

STATE TEACHERS RETIREMENT SYSTEM (STRS) OF OHIO

Changes in benefit terms :

- There were no changes in benefit terms from the amounts reported for 2017.
- For 2018, STRS reduced the subsidy multiplier for non-Medicare benefit recipients from 2.1% to 1.9% per year of service. Medicare Part B premium reimbursements were discontinued for certain survivors and beneficiaries and all remaining Medicare Part B premium reimbursements will be discontinued beginning January 2019.
- For 2019, STRS increased the subsidy multiplier for non-Medicare benefit recipients from 1.9% to 1.944% per year of service effective January 1, 2019. The non-Medicare frozen subsidy base premium was increased January 1, 2019 and all remaining Medicare Part B premium reimbursements will be discontinued beginning January 1, 2020.
- For 2020, the non-Medicare subsidy percentage was increased effective January 1, 2021 from 1.984% to 2.055% per year of service. The non-Medicare frozen subsidy base premium was increased effective January 1, 2021. The Medicare subsidy percentages were adjusted effective January 1, 2021 to 2.1% for the AMA Medicare plan. The Medicare Part B monthly reimbursement elimination date was postponed indefinitely.
- For 2021, the Non-Medicare subsidy percentage was increased effective January 1, 2022 from 2.055% to 2.1%. The Non-Medicare frozen subsidy base premium was increased effective January 1, 2022. The Medicare Part D Subsidy was updated to reflect it is expected to be negative in CY 2022.

Changes in assumptions :

- There were no changes in methods and assumptions used in the calculation of actuarial determined contributions for 2017.
- For 2018, the following were the most significant changes of assumptions that affected the total OPEB liability since the prior measurement date: (a) increase in the discount rate from 4.13% to 7.45% and (b) decrease in trend rates from 6.00%-11.00% initial; 4.50% ultimate down to 5.23%-9.62% initial; 4.00% ultimate.
- For 2019, the following were the most significant changes of assumptions that affected the total OPEB liability since the prior measurement date: (a) increase in prescription drug trend rates from -5.23%-9.62% initial; 4.00% ultimate up to 4.00%-9.62% initial; 4.00% ultimate.
- For 2020, the following were the most significant changes of assumptions that affected the total OPEB liability since the prior measurement date: (a) decrease in medical trend rates from 4.93%-5.87% to -6.69%-5.00% and (b) an increase in prescription drug trend rates from 7.73%-9.62% to 6.50%-11.87%.
- For 2021, the following were the most significant changes of assumptions that affected the total OPEB liability since the prior measurement date: (a) decrease in the discount rate from 7.45% to 7.00%, (b) decrease in Medicare medical trend rates from -6.69% initial; 4.00% ultimate down to -16.18% initial; 4.00% ultimate and (c) increase in Medicare prescription drug trend rates from 11.87% initial; 4.00% ultimate up to 29.98% initial; 4.00% ultimate.

THIS PAGE IS INTENTIONALLY LEFT BLANK

UNION COUNTY, OHIO

REQUIRED SUPPLEMENTARY INFORMATION
FOR THE YEAR ENDED DECEMBER 31, 2021

CONDITIONAL ASSESSMENT OF THE COUNTY’S INFRASTRUCTURE

The County reports its roads and bridges infrastructure assets using the modified approach. The following disclosures pertain to the condition assessment and budgeted versus actual expenditure in 2021 for the preservation of these assets.

The Union County Engineer has implemented a ten year program for road repairs and improvements. The plan changes based upon condition inspections, repair and improvement needs, and budget constraints. Factors considered when evaluating a roadway include time since last surface maintenance, current pavement condition, current and future traffic volume, traffic type, pavement width, geometrics, etc. A general overall pavement condition rating is assigned to sections of roadways as a result of annual visual observations. A numerical rating ranging from 0 to 9 is assigned, with 0 being the lowest ranking and 9 being the highest. The practice of the Union County Engineer is to maintain at least 75% of the mileage of the county highway system at an appraisal rating of 5 or more. The most recent assessment found that 93% of the County roads have a numerical rating of 5 or higher.

Each bridge is evaluated annually based on state law and in accordance with Ohio Department of Transportation (ODOT) requirements. Each bridge is given an ODOT sufficiency rating based upon bridge inspection rating factors. The practice of the Union County Engineer is to maintain a bridge system in the County where at least 85% of the structures have a bridge appraisal rating of 5 or more. The most recent inspections found that 99% of the County bridges have a numerical rating of 5 or higher.

The general overall ratings for roads and ODOT sufficiency ratings for centerline miles and bridges are as follows:

| <u>Condition</u> | <u>Rating</u> |
|--------------------|---------------|
| Failed | 0 |
| "Imminent" Failure | 1 |
| Critical | 2 |
| Serious | 3 |
| Poor | 4 |
| Fair | 5 |
| Satisfactory | 6 |
| Good | 7 |
| Very Good | 8 |
| Excellent | 9 |

UNION COUNTY, OHIO

REQUIRED SUPPLEMENTARY INFORMATION
FOR THE YEAR ENDED DECEMBER 31, 2021

CONDITIONAL ASSESSMENT OF THE COUNTY'S INFRASTRUCTURE - (Continued)

The following summarizes the overall ratings as of December 31, 2021.

| | 2019 | | 2020 | | 2021 | |
|----------------------------------------|------------|---------|------------|---------|------------|---------|
| | Centerline | | Centerline | | Centerline | |
| | Miles | Percent | Miles | Percent | Miles | Percent |
| Condition Assessment of Fair or Better | 441 | 94% | 432 | 92% | 437 | 93% |
| Condition Assessment of Less than Fair | 28 | 6% | 37 | 8% | 32 | 7% |

| | 2019 | | 2020 | | 2021 | |
|----------------------------------------|----------------------------------------|---------|---------|---------|---------|---------|
| | Bridges | Percent | Bridges | Percent | Bridges | Percent |
| | Condition Assessment of Fair or Better | 304 | 92% | 311 | 94% | 328 |
| Condition Assessment of Less than Fair | 26 | 8% | 20 | 6% | 4 | 1% |

The following is a comparison of the County budgeted and actual expenditures for roads and bridges.

| Year | Budgeted Expenditures | Actual Expenditures | Difference |
|------|-----------------------|---------------------|--------------|
| 2021 | \$ 10,139,455 | \$ 7,805,315 | \$ 2,334,140 |
| 2020 | 12,316,330 | 10,435,397 | 1,880,933 |
| 2019 | 11,243,134 | 9,731,334 | 1,511,800 |
| 2018 | 9,695,077 | 7,605,469 | 2,089,608 |
| 2017 | 11,347,488 | 9,304,811 | 2,042,677 |
| 2016 | 8,003,405 | 6,800,393 | 1,203,012 |
| 2015 | 8,615,985 | 7,882,189 | 733,796 |
| 2014 | 10,225,507 | 8,436,204 | 1,789,303 |
| 2013 | 10,192,288 | 9,334,786 | 857,502 |
| 2012 | 9,677,135 | 8,161,478 | 1,515,657 |

COMBINING STATEMENTS
AND INDIVIDUAL FUND SCHEDULES

THIS PAGE IS INTENTIONALLY LEFT BLANK

UNION COUNTY, OHIO

SCHEDULE OF REVENUES, EXPENDITURES, AND CHANGES IN
 FUND BALANCE - BUDGET AND ACTUAL (NON-GAAP BUDGETARY BASIS)
 GENERAL FUND
 FOR THE YEAR ENDED DECEMBER 31, 2021

| | Budgeted Amounts | | | Variance with |
|------------------------------|-------------------|-------------------|-------------------|----------------------------------------|
| | Original | Final | Actual | Final Budget Positive (Negative) |
| Revenues: | | | | |
| Property taxes | \$ 6,041,266 | \$ 6,041,266 | \$ 6,345,295 | \$ 304,029 |
| Sales taxes | 12,438,462 | 12,653,449 | 13,669,745 | 1,016,296 |
| Charges for services | 4,042,473 | 4,042,473 | 5,862,496 | 1,820,023 |
| Licenses and permits | 2,625 | 2,625 | 3,975 | 1,350 |
| Fines and forfeitures | 66,503 | 66,503 | 77,122 | 10,619 |
| Intergovernmental | 3,480,051 | 3,188,770 | 3,399,151 | 210,381 |
| Investment income | 452,125 | 452,125 | 396,770 | (55,355) |
| Rental income | 509,371 | 509,371 | 466,133 | (43,238) |
| Other | 199,575 | 199,575 | 160,175 | (39,400) |
| Total revenues | 27,232,451 | 27,156,157 | 30,380,862 | 3,224,705 |
| Expenditures: | | | | |
| Current: | | | | |
| General government: | | | | |
| Legislative and executive: | | | | |
| Budgetary: | | | | |
| Personal services | 403,753 | 418,802 | 416,403 | 2,399 |
| Materials and supplies | 4,858 | 4,858 | 4,020 | 838 |
| Contractual services | 129,212 | 136,821 | 131,676 | 5,145 |
| Other | 14,728 | 6,717 | 3,425 | 3,292 |
| Total budgetary | <u>552,551</u> | <u>567,198</u> | <u>555,524</u> | <u>11,674</u> |
| Weights & measurements: | | | | |
| Personal services | 61,375 | 61,135 | 59,583 | 1,552 |
| Materials and supplies | 6,740 | 5,463 | 3,045 | 2,418 |
| Contractual services | 3,750 | 2,750 | 696 | 2,054 |
| Capital outlay | 650 | 1,740 | 1,090 | 650 |
| Other | 3,830 | 3,830 | - | 3,830 |
| Total weights & measurements | <u>76,345</u> | <u>74,918</u> | <u>64,414</u> | <u>10,504</u> |
| Information technology: | | | | |
| Personal services | 209,607 | 209,607 | 198,699 | 10,908 |
| Materials and supplies | 11,978 | 11,978 | 4,589 | 7,389 |
| Contractual services | 417,241 | 437,490 | 423,338 | 14,152 |
| Capital Outlay | 53,056 | 32,376 | 21,694 | 10,682 |
| Other | 10,800 | 10,800 | 8,100 | 2,700 |
| Total Information technology | <u>702,682</u> | <u>702,251</u> | <u>656,420</u> | <u>45,831</u> |
| Total Auditor | <u>1,331,578</u> | <u>1,344,367</u> | <u>1,276,358</u> | <u>68,009</u> |
| Board of elections: | | | | |
| Personal services | 477,822 | 450,725 | 431,289 | 19,436 |
| Materials and supplies | 29,466 | 26,166 | 25,960 | 206 |
| Contractual services | 159,512 | 164,482 | 163,973 | 509 |
| Capital outlay | 4,500 | 33,840 | 33,840 | - |
| Other | 27,100 | 23,187 | 21,361 | 1,826 |
| Total board of elections | <u>698,400</u> | <u>698,400</u> | <u>676,423</u> | <u>21,977</u> |
| Commissioners: | | | | |
| County planning: | | | | |
| Disbursement | 26,545 | 26,545 | 26,545 | - |
| Total county planning | <u>26,545</u> | <u>26,545</u> | <u>26,545</u> | <u>-</u> |
| COYC operating: | | | | |
| Disbursement | 445,678 | 445,678 | 434,641 | 11,037 |
| Total COYC operating | <u>445,678</u> | <u>445,678</u> | <u>434,641</u> | <u>11,037</u> |
| VOCA: | | | | |
| Disbursement | 26,907 | 26,907 | 18,407 | 8,500 |
| Total VOCA | <u>26,907</u> | <u>26,907</u> | <u>18,407</u> | <u>8,500</u> |

- Continued

UNION COUNTY, OHIO

SCHEDULE OF REVENUES, EXPENDITURES, AND CHANGES IN
 FUND BALANCE - BUDGET AND ACTUAL (NON-GAAP BUDGETARY BASIS)
 GENERAL FUND
 FOR THE YEAR ENDED DECEMBER 31, 2021

| | Budgeted Amounts | | | Variance with Final Budget |
|-----------------------------------|------------------|------------|------------|-------------------------------|
| | Original | Final | Actual | Positive (Negative) |
| Contingencies: | | | | |
| Disbursement | \$ 962,880 | \$ 456,663 | \$ 136,696 | \$ 319,967 |
| Total contingencies | 962,880 | 456,663 | 136,696 | 319,967 |
| Union County COG: | | | | |
| Disbursement | 21,641 | 23,636 | 23,636 | - |
| Total Union County COG | 21,641 | 23,636 | 23,636 | - |
| Municipal Court Fees: | | | | |
| Disbursement | 59,865 | 70,328 | 70,328 | - |
| Total municipal court fees | 59,865 | 70,328 | 70,328 | - |
| Commissioners office: | | | | |
| Personal services | 484,227 | 484,227 | 436,856 | 47,371 |
| Materials and supplies | 13,025 | 12,929 | 7,806 | 5,123 |
| Contractual services | 609,582 | 598,421 | 525,611 | 72,810 |
| Capital outlay | 9,397 | 12,694 | 12,043 | 651 |
| Other | 5,000 | 5,000 | 1,575 | 3,425 |
| Total commissioners office | 1,121,231 | 1,113,271 | 983,891 | 129,380 |
| EMA: | | | | |
| Personal services | 191,417 | 191,418 | 181,370 | 10,048 |
| Materials and supplies | 14,964 | 9,598 | 9,403 | 195 |
| Contractual services | 27,093 | 34,058 | 32,842 | 1,216 |
| Capital Outlay | 9,983 | 9,983 | 9,983 | - |
| Other | 7,500 | 5,550 | 4,895 | 655 |
| Total EMA | 250,957 | 250,607 | 238,493 | 12,114 |
| Human Resources | | | | |
| Personal services | 289,694 | 289,694 | 236,364 | 53,330 |
| Materials and supplies | 3,194 | 3,121 | 3,121 | - |
| Contractual services | 22,037 | 21,837 | 21,837 | - |
| Capital Outlay | 8,691 | 8,691 | 5,191 | 3,500 |
| Other | 4,350 | 4,350 | 4,350 | - |
| Total human resources | 327,966 | 327,693 | 270,863 | 56,830 |
| Archives: | | | | |
| Personal services | 93,880 | 93,880 | 92,752 | 1,128 |
| Materials and supplies | 13,476 | 13,203 | 5,389 | 7,814 |
| Contractual services | 8,100 | 6,740 | 6,663 | 77 |
| Capital Outlay | 500 | 1,700 | 1,593 | 107 |
| Other | 7,500 | 6,300 | - | 6,300 |
| Total archives | 123,456 | 121,823 | 106,397 | 15,426 |
| CEBCO wellness grant: | | | | |
| Materials and supplies | 12,801 | 12,923 | 12,921 | 2 |
| Contractual services | 500 | 378 | 378 | - |
| Total CEBCO wellness grant | 13,301 | 13,301 | 13,299 | 2 |
| Commissioners administrator: | | | | |
| Personal services | 149,185 | 149,185 | 148,478 | 707 |
| Materials and supplies | 350 | 350 | 106 | 244 |
| Contractual services | 2,150 | 2,150 | 1,868 | 282 |
| Capital outlay | 2,558 | 2,558 | 2,558 | - |
| Other | 2,200 | 2,200 | 149 | 2,051 |
| Total commissioners administrator | 156,443 | 156,443 | 153,159 | 3,284 |
| Total commissioners | 3,536,870 | 3,032,895 | 2,476,355 | 556,540 |
| Prosecutor: | | | | |
| Personal services | 1,441,962 | 1,461,791 | 1,387,148 | 74,643 |
| Materials and supplies | 30,799 | 26,000 | 11,384 | 14,616 |
| Contractual services | 37,571 | 39,446 | 33,880 | 5,566 |
| Capital Outlay | 5,045 | 5,045 | 1,656 | 3,389 |
| Other | 45,979 | 45,979 | 40,979 | 5,000 |
| Total prosecutor | 1,561,356 | 1,578,261 | 1,475,047 | 103,214 |

- Continued

UNION COUNTY, OHIO

SCHEDULE OF REVENUES, EXPENDITURES, AND CHANGES IN
 FUND BALANCE - BUDGET AND ACTUAL (NON-GAAP BUDGETARY BASIS)
 GENERAL FUND
 FOR THE YEAR ENDED DECEMBER 31, 2021

| | Budgeted Amounts | | | Variance with Final Budget |
|---------------------------------------------------------|------------------|------------|------------|-------------------------------|
| | Original | Final | Actual | Positive (Negative) |
| Recorder: | | | | |
| Personal services | \$ 264,627 | \$ 264,627 | \$ 260,328 | \$ 4,299 |
| Materials and supplies | 12,000 | 11,631 | 11,148 | 483 |
| Contractual services | 24,100 | 24,100 | 20,727 | 3,373 |
| Other | 1,000 | 1,000 | 766 | 234 |
| Total recorder | 301,727 | 301,358 | 292,969 | 8,389 |
| Treasurer: | | | | |
| Personal services | 201,414 | 201,415 | 188,599 | 12,816 |
| Materials and supplies | 75,890 | 67,850 | 67,847 | 3 |
| Contractual services | 34,109 | 29,724 | 19,622 | 10,102 |
| Capital outlay | - | 935 | 935 | - |
| Other | 9,000 | 5,446 | 1,333 | 4,113 |
| Total treasurer | 320,413 | 305,370 | 278,336 | 27,034 |
| Facilities: | | | | |
| Personal services | 1,126,244 | 1,126,244 | 939,593 | 186,651 |
| Materials and supplies | 362,482 | 314,786 | 173,250 | 141,536 |
| Contractual services | 1,954,935 | 1,950,261 | 1,478,823 | 471,438 |
| Capital Outlay | 52,050 | 92,880 | 80,467 | 12,413 |
| Other | 800 | 800 | - | 800 |
| Total facilities | 3,496,511 | 3,484,971 | 2,672,133 | 812,838 |
| Total general government - legislative and executive | 11,246,855 | 10,745,622 | 9,147,621 | 1,598,001 |
| General government: | | | | |
| Judicial: | | | | |
| Auditor - public defender: | | | | |
| Contractual services | 522,000 | 522,000 | 522,000 | - |
| Other | 25,778 | 34,778 | 30,678 | 4,100 |
| Total auditor - public defender | 547,778 | 556,778 | 552,678 | 4,100 |
| Clerk of courts: | | | | |
| Personal services | 563,832 | 563,832 | 479,739 | 84,093 |
| Materials and supplies | 19,639 | 17,903 | 15,461 | 2,442 |
| Contractual services | 89,005 | 89,005 | 73,696 | 15,309 |
| Other | 220 | 220 | - | 220 |
| Total clerk of courts | 672,696 | 670,960 | 568,896 | 102,064 |
| Probation Services: | | | | |
| Personal services | 420,757 | 379,406 | 238,424 | 140,982 |
| Total Probation Services | 420,757 | 379,406 | 238,424 | 140,982 |
| CCA: | | | | |
| Personal services | 155,787 | 155,787 | 93,621 | 62,166 |
| Total CCA | 155,787 | 155,787 | 93,621 | 62,166 |
| Common pleas: | | | | |
| Common pleas-general: | | | | |
| Personal services | 769,126 | 769,126 | 737,880 | 31,246 |
| Materials and supplies | 40,000 | 37,100 | 17,107 | 19,993 |
| Contractual services | 137,200 | 137,200 | 70,370 | 66,830 |
| Capital outlay | - | 2,900 | 2,548 | 352 |
| Other | 25,000 | 25,000 | 22,076 | 2,924 |
| Total common pleas-general | 971,326 | 971,326 | 849,981 | 121,345 |
| Total common pleas | 971,326 | 971,326 | 849,981 | 121,345 |
| Juvenile probate court: | | | | |
| Juvenile court: | | | | |
| Personal services | 1,429,229 | 1,416,026 | 1,340,049 | 75,977 |
| Materials and supplies | 38,163 | 37,920 | 30,690 | 7,230 |
| Contractual services | 102,373 | 163,870 | 127,435 | 36,435 |
| Capital Outlay | 34,115 | 34,115 | 7,821 | 26,294 |
| Other | 15,000 | 15,000 | 7,057 | 7,943 |
| Total juvenile court | 1,618,880 | 1,666,931 | 1,513,052 | 153,879 |

- Continued

UNION COUNTY, OHIO

SCHEDULE OF REVENUES, EXPENDITURES, AND CHANGES IN
 FUND BALANCE - BUDGET AND ACTUAL (NON-GAAP BUDGETARY BASIS)
 GENERAL FUND
 FOR THE YEAR ENDED DECEMBER 31, 2021

| | <u>Budgeted Amounts</u> | | | Variance with |
|-------------------------------------|-------------------------|------------------|------------------|-------------------------------------------------------------|
| | <u>Original</u> | <u>Final</u> | <u>Actual</u> | Final Budget Positive (Negative) |
| Probate court: | | | | |
| Personal services | \$ 148,644 | \$ 165,822 | \$ 162,423 | \$ 3,399 |
| Contractual services | 26,646 | 26,851 | 11,620 | 15,231 |
| Other | 3,000 | 2,780 | 325 | 2,455 |
| Total probate court | <u>178,290</u> | <u>195,453</u> | <u>174,368</u> | <u>21,085</u> |
| Total juvenile probate court | <u>1,797,170</u> | <u>1,862,384</u> | <u>1,687,420</u> | <u>174,964</u> |
| Total general government - judicial | <u>4,565,514</u> | <u>4,596,641</u> | <u>3,991,020</u> | <u>605,621</u> |
| Public safety: | | | | |
| Coroner: | | | | |
| Personal services | 195,713 | 212,283 | 195,367 | 16,916 |
| Materials and supplies | 2,916 | 87 | 86 | 1 |
| Contractual services | 91,646 | 100,314 | 99,239 | 1,075 |
| Capital outlay | 6,700 | 2,421 | 1,529 | 892 |
| Other | 1,862 | 1,862 | - | 1,862 |
| Total coroner | <u>298,837</u> | <u>316,967</u> | <u>296,221</u> | <u>20,746</u> |
| Administration: | | | | |
| Personal services | 552,277 | 558,980 | 540,451 | 18,529 |
| Materials and supplies | 11,448 | 12,213 | 11,716 | 497 |
| Contractual services | 63,820 | 69,858 | 68,975 | 883 |
| Capital Outlay | 16,816 | 10,062 | 10,061 | 1 |
| Other | 41,800 | 40,475 | 34,908 | 5,567 |
| Total administration | <u>686,161</u> | <u>691,588</u> | <u>666,111</u> | <u>25,477</u> |
| Law enforcement: | | | | |
| Personal services | 3,044,156 | 2,921,142 | 2,734,116 | 187,026 |
| Materials and supplies | 50,479 | 45,978 | 44,042 | 1,936 |
| Contractual services | 354,336 | 388,289 | 349,828 | 38,461 |
| Capital Outlay | 280,693 | 464,643 | 464,638 | 5 |
| Other | 18,874 | 14,600 | 14,424 | 176 |
| Total law enforcement | <u>3,748,538</u> | <u>3,834,652</u> | <u>3,607,048</u> | <u>227,604</u> |
| Court services: | | | | |
| Personal services | 644,427 | 644,426 | 528,139 | 116,287 |
| Materials and supplies | 6,415 | 4,415 | 3,967 | 448 |
| Contractual services | 2,000,114 | 1,877,943 | 1,713,651 | 164,292 |
| Capital Outlay | 39,707 | 38,454 | 38,454 | - |
| Other | 3,160 | 2,252 | 1,884 | 368 |
| Total court services | <u>2,693,823</u> | <u>2,567,490</u> | <u>2,286,095</u> | <u>281,395</u> |
| Investigation: | | | | |
| Personal services | 682,600 | 705,614 | 695,582 | 10,032 |
| Materials and supplies | 25,942 | 19,818 | 14,689 | 5,129 |
| Contractual services | 21,608 | 17,966 | 17,958 | 8 |
| Capital Outlay | 29,186 | 40,401 | 40,399 | 2 |
| Other | 21,094 | 13,708 | 13,708 | - |
| Total investigation | <u>780,430</u> | <u>797,507</u> | <u>782,336</u> | <u>15,171</u> |
| Community service: | | | | |
| Personal services | 816,740 | 816,740 | 681,391 | 135,349 |
| Materials and supplies | 5,040 | 4,040 | 3,937 | 103 |
| Contractual services | 4,195 | 3,218 | 3,218 | - |
| Capital Outlay | 11,448 | 10,716 | 10,716 | - |
| Other | 13,148 | 7,343 | 7,000 | 343 |
| Total community service | <u>850,571</u> | <u>842,057</u> | <u>706,262</u> | <u>135,795</u> |

- Continued

UNION COUNTY, OHIO

SCHEDULE OF REVENUES, EXPENDITURES, AND CHANGES IN
 FUND BALANCE - BUDGET AND ACTUAL (NON-GAAP BUDGETARY BASIS)
 GENERAL FUND
 FOR THE YEAR ENDED DECEMBER 31, 2021

| | <u>Budgeted Amounts</u> | | | <u>Variance with Final Budget Positive (Negative)</u> |
|-------------------------------|-------------------------|--------------|---------------|-------------------------------------------------------------------|
| | <u>Original</u> | <u>Final</u> | <u>Actual</u> | |
| Transportation: | | | | |
| Materials and supplies | \$ 19,333 | \$ 29,333 | \$ 29,333 | \$ - |
| Total transportation | 19,333 | 29,333 | 29,333 | - |
| | | | | |
| Total sheriff | 8,778,856 | 8,762,627 | 8,077,185 | 685,442 |
| Total public safety | 9,077,693 | 9,079,594 | 8,373,406 | 706,188 |
| | | | | |
| Public works: | | | | |
| Engineer: | | | | |
| Engineer - general: | | | | |
| Personal services | 221,928 | 267,550 | 257,038 | 10,512 |
| Materials and supplies | - | 1,968 | 1,923 | 45 |
| Contractual services | 28,500 | 14,388 | 7,700 | 6,688 |
| Capital Outlay | 5,050 | 3,082 | - | 3,082 |
| Total engineer - general | 255,478 | 286,988 | 266,661 | 20,327 |
| | | | | |
| Env engineer: | | | | |
| Personal services | 103,100 | 103,190 | 80,521 | 22,669 |
| Contractual services | 200 | 110 | - | 110 |
| Total env engineer | 103,300 | 103,300 | 80,521 | 22,779 |
| Total engineer | 358,778 | 390,288 | 347,182 | 43,106 |
| | | | | |
| Soil and water: | | | | |
| Disbursement | 200,000 | 225,000 | 225,000 | - |
| Total soil and water | 200,000 | 225,000 | 225,000 | - |
| Total public works | 558,778 | 615,288 | 572,182 | 43,106 |
| | | | | |
| Health: | | | | |
| Apiary inspection: | | | | |
| Disbursement | 3,500 | 3,500 | 3,500 | - |
| Total apiary inspection | 3,500 | 3,500 | 3,500 | - |
| | | | | |
| Crippled children: | | | | |
| Disbursement | 242,000 | 241,199 | 126,665 | 114,534 |
| Total crippled children | 242,000 | 241,199 | 126,665 | 114,534 |
| | | | | |
| Humane society: | | | | |
| Disbursement | 75,000 | 75,000 | 75,000 | - |
| Total humane society | 75,000 | 75,000 | 75,000 | - |
| Total health | 320,500 | 319,699 | 205,165 | 114,534 |
| | | | | |
| Human services: | | | | |
| Children/families first: | | | | |
| Disbursement | 5,000 | 5,000 | - | 5,000 |
| Total children/families first | 5,000 | 5,000 | - | 5,000 |

- Continued

UNION COUNTY, OHIO

SCHEDULE OF REVENUES, EXPENDITURES, AND CHANGES IN
 FUND BALANCE - BUDGET AND ACTUAL (NON-GAAP BUDGETARY BASIS)
 GENERAL FUND
 FOR THE YEAR ENDED DECEMBER 31, 2021

| | <u>Budgeted Amounts</u> | | <u>Actual</u> | <u>Variance with Final Budget Positive (Negative)</u> |
|-------------------------------------------|-------------------------|------------------|----------------|-------------------------------------------------------------------|
| | <u>Original</u> | <u>Final</u> | | |
| ODJFS administration fees: | | | | |
| Disbursement | \$ 10,000 | \$ 10,000 | \$ 10,000 | \$ - |
| Total ODJFS administration fees | <u>10,000</u> | <u>10,000</u> | <u>10,000</u> | <u>-</u> |
| Veteran's services: | | | | |
| Personal services | 507,680 | 518,417 | 371,946 | 146,471 |
| Materials and supplies | 25,720 | 22,120 | 15,128 | 6,992 |
| Contractual services | 133,041 | 155,441 | 111,672 | 43,769 |
| Capital outlay | 60,868 | 44,208 | 38,885 | 5,323 |
| Other | 306,892 | 286,704 | 125,005 | 161,699 |
| Total veteran's services | <u>1,034,201</u> | <u>1,026,890</u> | <u>662,636</u> | <u>364,254</u> |
| Extension office grant: | | | | |
| Disbursement | 215,000 | 215,000 | 215,000 | - |
| Total extension office grant | <u>215,000</u> | <u>215,000</u> | <u>215,000</u> | <u>-</u> |
| Total human services | <u>1,264,201</u> | <u>1,256,890</u> | <u>887,636</u> | <u>369,254</u> |
| Economic development and assistance: | | | | |
| Airport operating: | | | | |
| Disbursement | 40,000 | 40,000 | 40,000 | - |
| Total airport operating | <u>40,000</u> | <u>40,000</u> | <u>40,000</u> | <u>-</u> |
| Total Economic development and assistance | <u>40,000</u> | <u>40,000</u> | <u>40,000</u> | <u>-</u> |
| Conservation and recreation: | | | | |
| Richwood Fair: | | | | |
| Disbursement | 8,000 | 8,000 | 8,000 | - |
| Total Richwood Fair | <u>8,000</u> | <u>8,000</u> | <u>8,000</u> | <u>-</u> |
| Union County fair: | | | | |
| Disbursement | 8,000 | 8,000 | 8,000 | - |
| Total Union County fair | <u>8,000</u> | <u>8,000</u> | <u>8,000</u> | <u>-</u> |
| Park and recreation: | | | | |
| Disbursement | 40,714 | 40,714 | 40,714 | - |
| Total park and recreation | <u>40,714</u> | <u>40,714</u> | <u>40,714</u> | <u>-</u> |

- Continued

UNION COUNTY, OHIO

SCHEDULE OF REVENUES, EXPENDITURES, AND CHANGES IN
 FUND BALANCE - BUDGET AND ACTUAL (NON-GAAP BUDGETARY BASIS)
 GENERAL FUND
 FOR THE YEAR ENDED DECEMBER 31, 2021

| | Budgeted Amounts | | Actual | Variance with Final Budget Positive (Negative) |
|---------------------------------------------|---------------------|-------------------|---------------------|---------------------------------------------------------|
| | Original | Final | | |
| Historical society: | | | | |
| Disbursement | \$ 30,000 | \$ 30,000 | \$ 30,000 | \$ - |
| Total historical society | 30,000 | 30,000 | 30,000 | - |
| Total conservation and recreation | 86,714 | 86,714 | 86,714 | - |
| Total expenditures | 27,160,255 | 26,740,448 | 23,303,744 | 3,436,704 |
| Excess of revenues over expenditures | 72,196 | 415,709 | 7,077,118 | 6,661,409 |
| Other financing sources (uses): | | | | |
| Sale of capital assets | - | - | 11,631 | 11,631 |
| Transfer in | 1,363,749 | 2,376,248 | 1,380,886 | (995,362) |
| Transfers out | (2,497,615) | (9,455,830) | (9,456,351) | (521) |
| Total other financing sources (uses) | (1,133,866) | (7,079,582) | (8,063,834) | (984,252) |
| Net change in fund balance | (1,061,670) | (6,663,873) | (986,716) | 5,677,157 |
| Fund balance at beginning of year | 5,890,583 | 5,890,583 | 5,890,583 | - |
| Prior year encumbrances appropriated | 1,064,130 | 1,064,130 | 1,064,130 | - |
| Fund balance at end of year | <u>\$ 5,893,043</u> | <u>\$ 290,840</u> | <u>\$ 5,967,997</u> | <u>\$ 5,677,157</u> |

UNION COUNTY, OHIO

SCHEDULE OF REVENUES, EXPENDITURES, AND CHANGES IN
 FUND BALANCE - BUDGET AND ACTUAL (NON-GAAP BUDGETARY BASIS)
 COUNTY BOARD OF DEVELOPMENTAL DISABILITIES
 FOR THE YEAR ENDED DECEMBER 31, 2021

| | <u>Budgeted Amounts</u> | | | Variance with Final Budget Positive (Negative) |
|---------------------------------------------|-------------------------|---------------------|---------------------|-------------------------------------------------------------------|
| | <u>Original</u> | <u>Final</u> | <u>Actual</u> | |
| Revenues: | | | | |
| Property taxes | \$ 6,928,041 | \$ 6,928,041 | \$ 7,553,874 | \$ 625,833 |
| Intergovernmental | 2,457,809 | 2,457,809 | 3,104,993 | 647,184 |
| Contributions and donations | - | - | 50,364 | 50,364 |
| Other | 180,284 | 180,284 | 121,137 | (59,147) |
| Total revenues | <u>9,566,134</u> | <u>9,566,134</u> | <u>10,830,368</u> | <u>1,264,234</u> |
| Expenditures: | | | | |
| Current: | | | | |
| Human services: | | | | |
| Personal services | 6,109,745 | 6,109,745 | 5,998,207 | 111,538 |
| Materials and supplies | 74,007 | 71,955 | 47,297 | 24,658 |
| Contractual services | 5,897,537 | 5,340,494 | 5,340,494 | - |
| Capital outlay | 143,965 | 143,447 | 129,773 | 13,674 |
| Other | 473,743 | 270,468 | 266,480 | 3,988 |
| Total expenditures | <u>12,698,997</u> | <u>11,936,109</u> | <u>11,782,251</u> | <u>153,858</u> |
| Excess of expenditures over revenues | <u>(3,132,863)</u> | <u>(2,369,975)</u> | <u>(951,883)</u> | <u>1,418,092</u> |
| Other financing uses: | | | | |
| Transfers out | <u>(192,000)</u> | <u>(744,000)</u> | <u>(570,000)</u> | <u>174,000</u> |
| Total other financing uses | <u>(192,000)</u> | <u>(744,000)</u> | <u>(570,000)</u> | <u>174,000</u> |
| Net change in fund balance | (3,324,863) | (3,113,975) | (1,521,883) | 1,592,092 |
| Fund balance at beginning of year | 9,716,829 | 9,716,829 | 9,716,829 | - |
| Prior year encumbrances appropriated | <u>293,698</u> | <u>293,698</u> | <u>293,698</u> | <u>-</u> |
| Fund balance at end of year | <u>\$ 6,685,664</u> | <u>\$ 6,896,552</u> | <u>\$ 8,488,644</u> | <u>\$ 1,592,092</u> |

UNION COUNTY, OHIO

SCHEDULE OF REVENUES, EXPENDITURES, AND CHANGES IN
 FUND BALANCE - BUDGET AND ACTUAL (NON-GAAP BUDGETARY BASIS)
 MOTOR VEHICLE AND GAS TAX
 FOR THE YEAR ENDED DECEMBER 31, 2021

| | Budgeted Amounts | | | Variance with Final Budget Positive (Negative) |
|---------------------------------------------|---------------------|---------------------|---------------------|---------------------------------------------------------|
| | Original | Final | Actual | |
| Revenues: | | | | |
| Sales taxes | \$ 1,617,086 | \$ 1,617,086 | \$ 1,708,327 | \$ 91,241 |
| Charges for services | 660,000 | 660,000 | 918,140 | 258,140 |
| Licenses and permits | 4,000 | 4,000 | 4,000 | - |
| Intergovernmental | 6,771,000 | 6,771,000 | 6,996,055 | 225,055 |
| Investment income | 25,000 | 25,000 | 11,250 | (13,750) |
| Other | 45,000 | 45,000 | 248,338 | 203,338 |
| Total revenues | 9,122,086 | 9,122,086 | 9,886,110 | 764,024 |
| Expenditures: | | | | |
| Current: | | | | |
| Public works: | | | | |
| Engineer: | | | | |
| Personal services | 671,772 | 671,772 | 465,029 | 206,743 |
| Materials and supplies | 12,000 | 12,000 | 10,408 | 1,592 |
| Contractual services | 705,644 | 451,716 | 295,362 | 156,354 |
| Capital outlay | 55,000 | 55,000 | 33,414 | 21,586 |
| Other | 15,500 | 15,500 | 2,353 | 13,147 |
| Total engineer | 1,459,916 | 1,205,988 | 806,566 | 399,422 |
| Roads: | | | | |
| Personal services | 2,155,522 | 2,175,522 | 1,916,339 | 259,183 |
| Materials and supplies | 2,073,219 | 2,165,678 | 2,093,485 | 72,193 |
| Contractual services | 2,369,832 | 2,481,946 | 1,874,338 | 607,608 |
| Capital outlay | 823,422 | 617,480 | 617,154 | 326 |
| Other | 3,000 | 3,000 | 742 | 2,258 |
| Total roads | 7,424,995 | 7,443,626 | 6,502,058 | 941,568 |
| Bridges and culverts: | | | | |
| Materials and supplies | 81,725 | 89,725 | 86,261 | 3,464 |
| Contractual services | 1,060,559 | 1,052,012 | 767,933 | 284,079 |
| Total bridges and culverts | 1,142,284 | 1,141,737 | 854,194 | 287,543 |
| Total public works | 10,027,195 | 9,791,351 | 8,162,818 | 1,628,533 |
| Debt Service: | | | | |
| Principal retirement | - | 205,362 | 205,362 | - |
| Interest and fiscal charges | - | 5,239 | 5,239 | - |
| Total debt service | - | 210,601 | 210,601 | - |
| Total expenditures | 10,027,195 | 10,001,952 | 8,373,419 | 1,628,533 |
| Net change in fund balance | (905,109) | (879,866) | 1,512,691 | 2,392,557 |
| Fund balance at beginning of year | 1,860,294 | 1,860,294 | 1,860,294 | - |
| Prior year encumbrances appropriated | 135,764 | 135,764 | 135,764 | - |
| Fund balance at end of year | \$ 1,090,949 | \$ 1,116,192 | \$ 3,508,749 | \$ 2,392,557 |

UNION COUNTY, OHIO

SCHEDULE OF REVENUES, EXPENDITURES, AND CHANGES IN
 FUND BALANCE - BUDGET AND ACTUAL (NON-GAAP BUDGETARY BASIS)
 LOCAL FISCAL RECOVERY FUND
 FOR THE YEAR ENDED DECEMBER 31, 2021

| | <u>Budgeted Amounts</u> | | <u>Actual</u> | <u>Variance with</u> |
|------------------------------------------|-------------------------|---------------------|---------------------|----------------------|
| | <u>Original</u> | <u>Final</u> | | <u>Final Budget</u> |
| | | | | <u>Positive</u> |
| | | | | <u>(Negative)</u> |
| Revenues: | | | | |
| Intergovernmental | \$ - | \$ 5,728,864 | \$ 5,728,864 | \$ - |
| Investment income | - | - | 5,182 | 5,182 |
| Total revenues | - | 5,728,864 | 5,734,046 | 5,182 |
| Net change in fund balance | - | 5,728,864 | 5,734,046 | 5,182 |
| Fund balance at beginning of year | - | - | - | - |
| Fund balance at end of year | <u>\$ -</u> | <u>\$ 5,728,864</u> | <u>\$ 5,734,046</u> | <u>\$ 5,182</u> |

UNION COUNTY, OHIO

INDIVIDUAL FUND SCHEDULES
FUND DESCRIPTIONS - GOVERNMENTAL FUNDS

Nonmajor Special Revenue Funds

The special revenue funds are used to account for the proceeds of specific revenue sources (other than expendable trusts, or for major capital projects) that are legally restricted to expenditures for specified purposes. Following is a description of all special revenue funds:

Real Estate Assessment

To account for State mandated county-wide real estate reappraisals that are funded by charges to the County's political subdivisions.

Local Coronavirus Relief

To accounts for grants from the CARES Act that are restricted for various purposes established by the CARES Act.

Computerized Legal Research

To account for filing fees collected by the courts used for legal research computerization.

Delinquent Real Estate Collection

To account for five percent of all collections of certified delinquent real estate taxes, personal property taxes and manufactured home taxes for the purpose of collecting delinquent real estate taxes.

Recorder Equipment Set Aside

To account for the fees assessed by the county recorder to be used to supplement the equipment needs of the county recorder.

Treasurer Prepaid Interest

To account for interest earned from real estate tax prepayments to be used for the tax repayment program.

Federal Chip

To account for grant revenues and distribution for a home repair program.

Election Security Grant

To account for State grant money that is restricted for spending on security upgrades for election purposes.

Moving Ohio Forward

To account for State grant monies received from the Moving Ohio Forward Demolition Grant Program and used for the demolition of blighted properties in the community.

Railroad Grade Crossing

To account for fines and forfeitures that are restricted for railroad upgrades.

Law Library

Created under HB 420, the law library fund accounts for fees, fines and other sources for the purposes of operating and maintaining a county law library to provide legal research, references and library services.

Probate Court Conduct of Business

To account for the fees assessed on marriage licenses pursuant to Section 2101.19(A) of the Ohio Revised Code. This fund is used by the probate court to pay for costs incurred by the court.

Indigent Guardianship

To account for probate court fees charged according to Section 2101.16(B) of the Ohio Revised Code. These monies are used for attorney fees, evaluations, and investigation expenditures related to indigent individuals.

Probate and Juvenile Special Projects

To account for fees collected by the probate and juvenile courts used for special projects.

Common Pleas Special Projects

A special projects fund established by the Court of Common Pleas to perpetuate the efficient operation of the court and to account for the requisite court fees charged under provisions established in Ohio Revised Code Section 2303.201.

Clerk of Courts Computerization

To account for fees collected by the Clerk of Courts used for computerization of the court system.

UNION COUNTY, OHIO

INDIVIDUAL FUND SCHEDULES
FUND DESCRIPTIONS - GOVERNMENTAL FUNDS

Nonmajor Special Revenue Funds - (Continued)

Probate and Juvenile Court Computer

To account for fees collected by the probate and juvenile courts used for computerization.

Probate and Juvenile Court Computer Research

To account for fees collected by the probate and juvenile courts used for legal research computerization.

Juvenile Court Indigent Offenders

To account for State monies used for the treatment and rehabilitation of indigent offenders.

County Indigent Driver

To account for fines and forfeitures that are restricted to the use of indigent drivers.

Dispute Resolution

A fund established by the Court of Common Pleas to perpetuate mediation in the areas of civil litigation, domestic relations and criminal victim and perpetrator issue reconciliation, and to account for the requisite court fees established under provisions of Ohio Revised Code 2302.202.

CP Addiction Grant

To account for State grant monies received related to the Common Pleas Drug Court Program.

CP Probation Services

To account for charges for services that are restricted to be used for the Common Pleas Probation services.

Targeted Community Alternative

To account from money received by the State that is restricted for use on the Targeted Community Alternative.

CCA Grant

To account for intergovernmental revenues that are restricted to be used for the Community Corrections Act (CCA) grant.

Probation Services Grant

To account for intergovernmental revenues that are restricted to be used for probation services.

Economic Development

To account for joint revenues between the County and the City of Marysville to maintain a director of economic development.

Convention and Tourist Bureau

To account for monies collected and distributed related to the "County Lodging Tax".

DUI

To account for fines collected through the courts from offenders operating motor vehicles under the influence of alcohol or drugs. These monies are used for enforcement and education programs.

Forfeitures

A fund established to account for revenues derived from the seizure of assets as a result of criminal activities for the purposes of supporting law enforcement activities.

Sheriff CCW Rotary

To account for the collection and distribution of fees associated with the issuance of concealed handgun licenses.

Law Enforcement Grants

A combination of competitive grants, based on availability and need, that may or may not be received in a given year.

Sheriff Policing Rotary

To account for contract fees collected for services which include patrols, dispatching, and the shooting range.

DARE Community Education

To account for grants, fundraising and expenditure activity for various education programs including DARE and Safety Town.

UNION COUNTY, OHIO

**INDIVIDUAL FUND SCHEDULES
FUND DESCRIPTIONS - GOVERNMENTAL FUNDS**

Nonmajor Special Revenue Funds - (Continued)

Youth Services Subsidy

To account for State grant monies received from the Ohio Department of Youth Services and used for placement of children, diversion program-juvenile delinquency prevention, and other related activities.

9-1-1 Emergency

To account for the 9-1-1 emergency phone system for the County, funded by a county-wide property tax.

Federal LETF

To account for grant money received from the federal government that is restricted to be used for the Law Enforcement Task Force.

Local Emergency Planning

To account for State monies and local revenues used to operate the County emergency program and increase community awareness of emergency plans.

Juvenile Tobacco

To account for revenues and expenditures with the juvenile court smoking cessation program.

Law Enforcement Memorial

To account for contribution and grant money received for the construction of a Union County Law Enforcement Memorial.

Juvenile Special Projects

To account for court costs collected and expenditure activity for various court projects as determined necessary by the court.

VOCA Grant

Funds established to account for federal Victims of Crime Act (VOCA) grant awards to assist primary and secondary victims of crime to stabilize their lives, and understand and participate in the criminal justice system.

VAWA Grant

Fund established to account for Violence Against Women Act (VAWA) grant awards to strengthen the criminal justice system's response to violence against women and enhance services to victims of sexual assault, domestic violence and stalking.

Road and Bridge

To account for revenues derived from court fines. Monies are used for a law enforcement officer's salary, scales, fleet insurance, and traffic control signs.

Ditch Rotary

To pay for equipment, materials, and labor related to the general maintenance of water courses within the County.

Ditch Maintenance

To account for special assessment revenues which are used to provide irrigation ditches and maintain existing ditches.

Dog and Kennel

To account for the dog warden's operation that is financed by sales of dog tags and kennel permits and fine collections.

ADAMH

To account for a county-wide property tax levy and federal and State grants used to fund the costs of various services related to alcohol and drug dependencies and mental health consultation and support.

Preschool Grant

To account for grant expenditures associated with preschool for those with developmental disabilities.

UNION COUNTY, OHIO

INDIVIDUAL FUND SCHEDULES
FUND DESCRIPTIONS - GOVERNMENTAL FUNDS

Nonmajor Special Revenue Funds - (Continued)

Public Assistance

To account for various federal and State grants as well as transfers from the general fund used to provide public assistance to general relief recipients and for certain public social services.

Coordination Transportation

To provide transportation services to seniors or disadvantaged citizens.

Child Support Enforcement Agency

To account for poundage fees on child support payments and other local, State and federal revenues used to administer the County Child Support Enforcement Agency.

Children Services

To account for various monies received from federal, State, and local grants used for children's support programs, including: emergency care, medical costs, counseling, foster care, parental counseling and training and education costs.

Adult Basic Literacy Education Grant

To account for State and federal grants and local revenues used to pay for adult basic literacy education.

Senior Services

To account for revenues and expenditures related to Union County Senior Services.

Workplace Investment Act

To account for revenues and expenditures associated with the Workforce Investment Act of 1998.

Collaborative Family Risk

To account for revenues and expenditures associated with the Functional Family Therapy and Multisystemic Therapy Programs.

Marriage License

To account for monies collected on each marriage license to be used for a battered spouse program provided by Turning Point and Choices, Inc. This fund is not included in the entity for which the appropriated budget is adopted; therefore, no budgetary amounts are presented.

Domestic Violence

To account for fees collected on each divorce and dissolution case to be used for a battered spouse program provided by Turning Point and Choices, Inc. This fund is not included in the entity for which the appropriated budget is adopted; therefore, no budgetary amounts are presented.

The following funds are included in the general fund (GAAP basis), but have separate legally adopted budgets (budget basis):

Unclaimed Monies

To account for resources that are unclaimed monies that have not been distributed. The fund balance of this fund is nonspendable.

Stabilization

To account for reserve funds that will stabilize the general fund against cyclical changes.

Salary and Benefit

To account for reserve funds that will assist in the payment of leave for terminated or retired employees and in any year where the number of pay periods exceeds 26.

UNION COUNTY, OHIO

**INDIVIDUAL FUND SCHEDULES
FUND DESCRIPTIONS - GOVERNMENTAL FUNDS**

Nonmajor Special Revenue Funds - (Continued)

Certificate Title Administration

To account for fees collected by the Clerk of Courts. These monies are used for costs associated with the processing of titles.

Workmen's Compensation

To account for refunds and the payment of Bureau of Workmen's Compensation premiums. This fund is not included in the entity for which the appropriated budget is adopted; therefore, no budgetary amounts are presented.

Investment of Unclaimed Money

To account for unclaimed monies that have not been disbursed for a particular case. This fund is not included in the entity for which the appropriated budget is adopted; therefore, no budgetary amounts are presented.

Payroll

To account for employee payroll withholdings. This fund is not included in the entity for which the appropriated budget is adopted; therefore, no budgetary statement is presented.

Nonmajor Debt Service Funds

The debt service funds are used to account for the accumulation of financial resources for, and the payment of, general long-term debt principal, interest, and related costs.

Bond Retirement

To account for the retirement of debt.

Sales Tax Debt

To account for activity related to debt issued specifically for construction of a new sheriff's facility and renovation of the London Avenue property. The County's general fund transfers permissive sales tax to support repayment of this debt.

Nonmajor Capital Project Funds

The capital projects funds are used to account for financial resources to be used for the acquisition or construction of major capital facilities (other than those financed by proprietary funds). Following is a description of the capital projects funds.

MVGT Infrastructure

To account for contributions and donations that are restricted for use of future infrastructure projects.

Capital Improvements

To account for various capital improvements to County facilities and other assets.

Capital Infrastructure

To account for various capital infrastructure purchases throughout the County.

Federal Grant and Recapture CDBG

To account for federal grant monies received for payments to individuals/companies for community development block grant reinvestments projects.

UNION COUNTY, OHIO

**INDIVIDUAL FUND SCHEDULES
FUND DESCRIPTIONS - GOVERNMENTAL FUNDS**

Nonmajor Capital Project Funds - (Continued)

Ditch Equipment Building

To account for special assessments and/or note proceeds used for activities related to the construction of ditches.

DD Capital

To account for various capital improvements at the DD school and workshop.

Sheriff's Facility Construction

To account for various capital improvements to sheriff facilities and other assets.

AG Center

To account for building renovation costs.

London Ave. Government Building

To account for funds used to purchase and refurbish an office building.

Boylan and Phelps Ditch

To account for funds used for activities related to the construction of ditches.

Main Street Building

To account for funds used to purchase and renovate a building for archives and office space.

Lower Green JT Ditch

To account for funds used for activities related to the construction of the lower green JT ditch.

Cattail Swamp Ditch

To account for funds used for activities related to the construction of the cattail swamp ditch.

Multi Building Improvement

To account for constructing, renovating, improving, furnishing, and equipping various county buildings and facilities, with related site improvements and appurtenances.

Prosecutor Building Courthouse (CH) Entry Improvement

To account for note proceeds that are restricted to be used for construction at the Prosecutor's office.

Clark Yoder Ditch Construction

To account for note proceeds that are restricted to be used for the construction of the Clark Yoder Ditch.

Honda TIF

To account for the monies received within the County's Tax Increment Financing District and its expenditures on public infrastructure improvements within that District.

Dublin Green TIF

To account for monies received within the County's Tax Increment Financing District and its expenditures on public infrastructure improvements within that District.

Capital Project Issue II

To account for funds received for Issue II certified projects.

UNION COUNTY, OHIO

COMBINING BALANCE SHEET
NONMAJOR GOVERNMENTAL FUNDS
DECEMBER 31, 2021

| | Nonmajor Special Revenue Funds | Nonmajor Debt Service Funds | Nonmajor Capital Projects Funds | Total Nonmajor Governmental Funds |
|-----------------------------------------------------------------------|-----------------------------------------------|--------------------------------------------|------------------------------------------------|--------------------------------------------------|
| Assets: | | | | |
| Equity in pooled cash and cash equivalents | \$ 19,751,429 | \$ 277,009 | \$ 28,344,551 | \$ 48,372,989 |
| Cash and cash equivalents in segregated accounts | 254,292 | 75 | | 254,367 |
| Receivables (net of allowance for uncollectibles): | | | | |
| Sales taxes | 444,904 | - | - | 444,904 |
| Real estate and other taxes | 2,970,328 | - | - | 2,970,328 |
| Payment in lieu of taxes | - | - | 325,330 | 325,330 |
| Accounts | 50,010 | - | 850,000 | 900,010 |
| Due from other governments | 1,106,538 | - | 175 | 1,106,713 |
| Special assessments | 243,984 | - | 117,996 | 361,980 |
| Interfund loans | - | - | 268,103 | 268,103 |
| Due from other funds | 468,680 | - | - | 468,680 |
| Prepayments | 68,150 | - | 4,485 | 72,635 |
| Materials and supplies inventory | 24,664 | - | - | 24,664 |
| Total assets | <u>\$ 25,382,979</u> | <u>\$ 277,084</u> | <u>\$ 29,910,640</u> | <u>\$ 55,570,703</u> |
| Liabilities: | | | | |
| Accounts payable | \$ 557,910 | \$ - | \$ 1,294 | \$ 559,204 |
| Contracts payable | - | - | 187,303 | 187,303 |
| Retainage payable | - | - | 196,423 | 196,423 |
| Accrued wages and benefits payable | 330,985 | - | - | 330,985 |
| Due to other governments | 89,556 | - | - | 89,556 |
| Interfund loans payable | 36,042 | - | 232,061 | 268,103 |
| Due to other funds | 490,160 | - | - | 490,160 |
| Total liabilities | <u>1,504,653</u> | <u>-</u> | <u>617,081</u> | <u>2,121,734</u> |
| Deferred inflows of resources: | | | | |
| Property taxes levied for the next fiscal year | 2,870,574 | - | - | 2,870,574 |
| Delinquent property tax revenue not available | 76,925 | - | - | 76,925 |
| Sales tax revenue not available | 304,007 | - | - | 304,007 |
| Special assessments revenue not available | 243,984 | - | 117,996 | 361,980 |
| Other nonexchange transactions | 107,199 | - | 175 | 107,374 |
| Unavailable grant revenue | 748,102 | - | - | 748,102 |
| Payments in lieu of taxes levied for the next fiscal year | - | - | 325,330 | 325,330 |
| Miscellaneous revenue not available | 452,254 | - | - | 452,254 |
| Total deferred inflows of resources | <u>4,803,045</u> | <u>-</u> | <u>443,501</u> | <u>5,246,546</u> |
| Fund balances: | | | | |
| Nonspendable | 92,814 | - | 4,485 | 97,299 |
| Restricted | 18,183,777 | 277,084 | 11,692,003 | 30,152,864 |
| Committed | 798,690 | - | 8,151,839 | 8,950,529 |
| Assigned | - | - | 9,162,815 | 9,162,815 |
| Unassigned (deficit) | - | - | (161,084) | (161,084) |
| Total fund balances | <u>19,075,281</u> | <u>277,084</u> | <u>28,850,058</u> | <u>48,202,423</u> |
| Total liabilities, deferred inflows of resources and fund balances | <u>\$ 25,382,979</u> | <u>\$ 277,084</u> | <u>\$ 29,910,640</u> | <u>\$ 55,570,703</u> |

UNION COUNTY, OHIO

COMBINING STATEMENT OF REVENUES, EXPENDITURES AND CHANGES IN FUND BALANCES
NONMAJOR GOVERNMENTAL FUNDS
FOR THE YEAR ENDED DECEMBER 31, 2021

| | Nonmajor Special Revenue Funds | Nonmajor Debt Service Funds | Nonmajor Capital Projects Funds | Total Nonmajor Governmental Funds |
|---------------------------------------------|-----------------------------------------------|--------------------------------------------|------------------------------------------------|--------------------------------------------------|
| Revenues: | | | | |
| From local sources: | | | | |
| Property and other local taxes | \$ 3,169,620 | \$ - | \$ - | \$ 3,169,620 |
| Sales taxes | 1,714,870 | - | - | 1,714,870 |
| Charges for services | 3,240,647 | - | - | 3,240,647 |
| Licenses and permits | 193,444 | - | - | 193,444 |
| Fines and forfeitures | 184,808 | - | - | 184,808 |
| Intergovernmental | 12,288,350 | - | 748,450 | 13,036,800 |
| Special assessments | 366,766 | - | 62,852 | 429,618 |
| Investment income | 4,849 | - | 39,354 | 44,203 |
| Rental income | 166,573 | - | - | 166,573 |
| Contributions and donations | 47,276 | - | - | 47,276 |
| Payment in lieu of taxes | - | - | 342,954 | 342,954 |
| Other | 862,785 | 4,977 | 725,429 | 1,593,191 |
| Total revenues | 22,239,988 | 4,977 | 1,919,039 | 24,164,004 |
| Expenditures: | | | | |
| Current: | | | | |
| General government: | | | | |
| Legislative and executive | 4,412,290 | 94,771 | 2 | 4,507,063 |
| Judicial | 782,249 | - | - | 782,249 |
| Public safety | 2,434,670 | - | - | 2,434,670 |
| Public works | 395,302 | - | - | 395,302 |
| Health | 6,618,560 | - | - | 6,618,560 |
| Human services | 7,728,917 | - | 182,621 | 7,911,538 |
| Economic development | 503,891 | - | - | 503,891 |
| Transportation | - | - | 4,777,379 | 4,777,379 |
| Debt service: | | | | |
| Principal retirement | - | 1,841,910 | - | 1,841,910 |
| Interest and fiscal charges | 2,730 | 488,874 | 25,048 | 516,652 |
| Bond issuance costs | - | 119,617 | - | 119,617 |
| Total expenditures | 22,878,609 | 2,545,172 | 4,985,050 | 30,408,831 |
| Excess of expenditures over revenues | (638,621) | (2,540,195) | (3,066,011) | (6,244,827) |
| Other financing sources (uses): | | | | |
| Sale of capital assets | - | 3,765,000 | - | 3,765,000 |
| Transfers in | 1,468,305 | 2,297,172 | 13,166,779 | 16,932,256 |
| Transfers out | (75,000) | (4,277,527) | (1,958,300) | (6,310,827) |
| Premium on bond issuance | - | 677,020 | - | 677,020 |
| Total other financing sources (uses) | 1,393,305 | 2,461,665 | 11,208,479 | 15,063,449 |
| Net change in fund balances | 754,684 | (78,530) | 8,142,468 | 8,818,622 |
| Fund balances at beginning of year | 18,313,564 | 355,614 | 20,707,590 | 39,376,768 |
| Change in inventory balance | 7,033 | - | - | 7,033 |
| Fund balances at end of year | \$ 19,075,281 | \$ 277,084 | \$ 28,850,058 | \$ 48,202,423 |

THIS PAGE IS INTENTIONALLY LEFT BLANK

UNION COUNTY, OHIO

COMBINING BALANCE SHEET
NONMAJOR SPECIAL REVENUE FUNDS
DECEMBER 31, 2021

| | Real Estate Assessment | Local Coronavirus Relief | Computerized Legal Research | Delinquent Real Estate Collection |
|-----------------------------------------------------------------------|-----------------------------------|-----------------------------------------|----------------------------------------|--------------------------------------------------|
| Assets: | | | | |
| Equity in pooled cash and cash equivalents | \$ 1,563,292 | \$ - | \$ 65,490 | \$ 482,132 |
| Cash and cash equivalents in segregated accounts | - | - | - | - |
| Receivables (net of allowance for uncollectibles): | | | | |
| Sales taxes | - | - | - | - |
| Real estate and other taxes | - | - | - | - |
| Accounts | - | - | 160 | - |
| Due from other governments | - | - | - | - |
| Special assessments | - | - | - | - |
| Due from other funds | - | - | - | - |
| Prepayments | 27,611 | 222 | - | - |
| Materials and supplies inventory | - | - | - | - |
| Total assets | \$ 1,590,903 | \$ 222 | \$ 65,650 | \$ 482,132 |
| Liabilities: | | | | |
| Accounts payable | \$ 5,536 | \$ - | \$ - | \$ - |
| Accrued wages and benefits payable | 31,896 | - | - | 6,562 |
| Due to other governments | 7,650 | - | - | 1,440 |
| Interfund loans payable | - | - | - | - |
| Due to other funds | - | - | - | - |
| Total liabilities | 45,082 | - | - | 8,002 |
| Deferred inflows of resources: | | | | |
| Property taxes levied for the next fiscal year | - | - | - | - |
| Delinquent property tax revenue not available | - | - | - | - |
| Sales tax revenue not available | - | - | - | - |
| Special assessments revenue not available | - | - | - | - |
| Other nonexchange transactions | - | - | - | - |
| Unavailable grant revenue | - | - | - | - |
| Miscellaneous revenue not available | - | - | - | - |
| Total deferred inflows of resources | - | - | - | - |
| Fund balances: | | | | |
| Nonspendable | 27,611 | 222 | - | - |
| Restricted | 1,518,210 | - | 65,650 | 474,130 |
| Committed | - | - | - | - |
| Total fund balances | 1,545,821 | 222 | 65,650 | 474,130 |
| Total liabilities, deferred inflows of resources and fund balances | \$ 1,590,903 | \$ 222 | \$ 65,650 | \$ 482,132 |

| Recorder Equipment Set Aside | Treasurer Prepaid Interest | Federal Chip | Moving Ohio Forward | Law Library | Probate Court Conduct of Business | Indigent Guardianship |
|---------------------------------------------|---------------------------------------|---------------------|------------------------------------|------------------------|--------------------------------------------------|----------------------------------|
| \$ 8,374 | \$ 71,602 | \$ 142,807 | \$ 200 | \$ 180,771 | \$ 9,942 | \$ 2,723 |
| - | - | - | - | - | - | - |
| - | - | - | - | - | - | - |
| - | - | - | - | 17,570 | 20 | 280 |
| - | - | - | - | - | - | - |
| - | - | - | - | - | - | - |
| - | - | - | - | 27 | - | - |
| - | - | - | - | 276 | - | - |
| <u>\$ 8,374</u> | <u>\$ 71,602</u> | <u>\$ 142,807</u> | <u>\$ 200</u> | <u>\$ 198,644</u> | <u>\$ 9,962</u> | <u>\$ 3,003</u> |
| \$ - | \$ - | \$ 4,200 | \$ - | \$ 10,558 | \$ - | \$ 169 |
| - | - | - | - | 976 | - | - |
| - | - | - | - | 265 | - | - |
| - | - | - | - | - | - | - |
| - | - | - | - | - | - | - |
| <u>-</u> | <u>-</u> | <u>4,200</u> | <u>-</u> | <u>11,799</u> | <u>-</u> | <u>169</u> |
| - | - | - | - | - | - | - |
| - | - | - | - | - | - | - |
| - | - | - | - | - | - | - |
| - | - | - | - | - | - | - |
| - | - | - | - | - | - | - |
| - | - | - | - | - | - | - |
| - | - | - | - | 303 | - | - |
| 8,374 | 71,602 | 138,607 | 200 | 186,542 | 9,962 | 2,834 |
| <u>-</u> | <u>-</u> | <u>-</u> | <u>-</u> | <u>-</u> | <u>-</u> | <u>-</u> |
| <u>8,374</u> | <u>71,602</u> | <u>138,607</u> | <u>200</u> | <u>186,845</u> | <u>9,962</u> | <u>2,834</u> |
| <u>\$ 8,374</u> | <u>\$ 71,602</u> | <u>\$ 142,807</u> | <u>\$ 200</u> | <u>\$ 198,644</u> | <u>\$ 9,962</u> | <u>\$ 3,003</u> |

--Continued

UNION COUNTY, OHIO

COMBINING BALANCE SHEET
NONMAJOR SPECIAL REVENUE FUNDS (CONTINUED)
DECEMBER 31, 2021

| | <u>Probate and Juvenile Special Projects</u> | <u>Common Pleas Special Projects</u> | <u>Clerk of Courts Computerization</u> | <u>Probate and Juvenile Court Computer</u> |
|-----------------------------------------------------------------------|------------------------------------------------------|------------------------------------------|--------------------------------------------|----------------------------------------------------|
| Assets: | | | | |
| Equity in pooled cash and cash equivalents | \$ 30,011 | \$ 461,295 | \$ 168,130 | \$ 34,098 |
| Cash and cash equivalents in segregated accounts | - | - | - | - |
| Receivables (net of allowance for uncollectibles): | | | | |
| Sales taxes | - | - | - | - |
| Real estate and other taxes | - | - | - | - |
| Accounts | 140 | 4,140 | 880 | 630 |
| Due from other governments | - | - | - | - |
| Special assessments | - | - | - | - |
| Due from other funds | - | - | - | - |
| Prepayments | - | - | - | - |
| Materials and supplies inventory | - | - | - | - |
| Total assets | <u>\$ 30,151</u> | <u>\$ 465,435</u> | <u>\$ 169,010</u> | <u>\$ 34,728</u> |
| Liabilities: | | | | |
| Accounts payable | \$ - | \$ - | \$ - | \$ - |
| Accrued wages and benefits payable | - | 3,646 | - | - |
| Due to other governments | - | 563 | - | - |
| Interfund loans payable | - | - | - | - |
| Due to other funds | - | - | - | - |
| Total liabilities | <u>-</u> | <u>4,209</u> | <u>-</u> | <u>-</u> |
| Deferred inflows of resources: | | | | |
| Property taxes levied for the next fiscal year | - | - | - | - |
| Delinquent property tax revenue not available | - | - | - | - |
| Sales tax revenue not available | - | - | - | - |
| Special assessments revenue not available | - | - | - | - |
| Other nonexchange transactions | - | - | - | - |
| Unavailable grant revenue | - | - | - | - |
| Miscellaneous revenue not available | - | - | - | - |
| Total deferred inflows of resources | <u>-</u> | <u>-</u> | <u>-</u> | <u>-</u> |
| Fund balances: | | | | |
| Nonspendable | - | - | - | - |
| Restricted | 30,151 | 461,226 | 169,010 | 34,728 |
| Committed | - | - | - | - |
| Total fund balances | <u>30,151</u> | <u>461,226</u> | <u>169,010</u> | <u>34,728</u> |
| Total liabilities, deferred inflows of resources and fund balances | <u>\$ 30,151</u> | <u>\$ 465,435</u> | <u>\$ 169,010</u> | <u>\$ 34,728</u> |

UNION COUNTY, OHIO

COMBINING BALANCE SHEET
NONMAJOR SPECIAL REVENUE FUNDS (CONTINUED)
DECEMBER 31, 2021

| | <u>Convention and Tourist Bureau</u> | <u>DUI</u> | <u>Forfeitures</u> | <u>Sheriff CCW Rotary</u> |
|-----------------------------------------------------------------------|------------------------------------------|-------------------|--------------------|-------------------------------|
| Assets: | | | | |
| Equity in pooled cash and cash equivalents | \$ 522,551 | \$ 6,533 | \$ 929 | \$ 217,375 |
| Cash and cash equivalents in segregated accounts | - | 254,292 | - | - |
| Receivables (net of allowance for uncollectibles): | | | | |
| Sales taxes | - | - | - | - |
| Real estate and other taxes | 22,829 | - | - | - |
| Accounts | - | 60 | - | 500 |
| Due from other governments | - | - | - | - |
| Special assessments | - | - | - | - |
| Due from other funds | - | - | - | - |
| Prepayments | - | - | - | - |
| Materials and supplies inventory | - | - | - | - |
| Total assets | <u>\$ 545,380</u> | <u>\$ 260,885</u> | <u>\$ 929</u> | <u>\$ 217,875</u> |
| Liabilities: | | | | |
| Accounts payable | \$ - | \$ 135 | \$ - | \$ - |
| Accrued wages and benefits payable | - | - | - | 1,109 |
| Due to other governments | - | - | - | 2,064 |
| Interfund loans payable | - | - | - | - |
| Due to other funds | - | - | - | - |
| Total liabilities | <u>-</u> | <u>135</u> | <u>-</u> | <u>3,173</u> |
| Deferred inflows of resources: | | | | |
| Property taxes levied for the next fiscal year | - | - | - | - |
| Delinquent property tax revenue not available | - | - | - | - |
| Sales tax revenue not available | - | - | - | - |
| Special assessments revenue not available | - | - | - | - |
| Other nonexchange transactions | - | - | - | - |
| Unavailable grant revenue | - | - | - | - |
| Miscellaneous revenue not available | 1,554 | - | - | - |
| Total deferred inflows of resources | <u>1,554</u> | <u>-</u> | <u>-</u> | <u>-</u> |
| Fund balances: | | | | |
| Nonspendable | - | - | - | - |
| Restricted | - | 260,750 | 929 | 214,702 |
| Committed | 543,826 | - | - | - |
| Total fund balances | <u>543,826</u> | <u>260,750</u> | <u>929</u> | <u>214,702</u> |
| Total liabilities, deferred inflows of resources and fund balances | <u>\$ 545,380</u> | <u>\$ 260,885</u> | <u>\$ 929</u> | <u>\$ 217,875</u> |

| Law Enforcement Grants | Sheriff Policing Rotary | DARE Community Education | Youth Services Subsidy | 9-1-1 Emergency | Federal LETF | Local Emergency Planning |
|------------------------|-------------------------|--------------------------|------------------------|---------------------|-------------------|--------------------------|
| \$ 50,786 | \$ 138,638 | \$ 34,841 | \$ 320,674 | \$ 3,142,737 | \$ 106,639 | \$ 25,612 |
| - | - | - | - | - | - | - |
| - | - | - | - | - | - | - |
| - | - | - | - | 1,638,608 | - | - |
| - | 20 | - | - | - | - | - |
| - | 436,607 | - | - | 64,197 | 106,639 | 80,085 |
| - | - | - | - | - | - | - |
| - | - | - | - | - | - | - |
| - | - | - | - | 15,225 | - | 2,310 |
| - | - | - | - | 2,663 | - | - |
| <u>\$ 50,786</u> | <u>\$ 575,265</u> | <u>\$ 34,841</u> | <u>\$ 320,674</u> | <u>\$ 4,863,430</u> | <u>\$ 213,278</u> | <u>\$ 108,007</u> |
| \$ - | \$ 4,136 | \$ - | \$ 7,769 | \$ 604 | \$ - | \$ 5,296 |
| - | - | - | 5,351 | 46,465 | - | 288 |
| - | 1,640 | - | 1,516 | 11,862 | - | 84 |
| - | - | - | - | - | - | - |
| - | - | - | - | - | - | - |
| - | <u>5,776</u> | - | <u>14,636</u> | <u>58,931</u> | - | <u>5,668</u> |
| - | - | - | - | 1,595,872 | - | - |
| - | - | - | - | 42,736 | - | - |
| - | - | - | - | - | - | - |
| - | - | - | - | - | - | - |
| - | - | - | - | 64,197 | - | - |
| - | 428,027 | - | - | - | 106,639 | 80,085 |
| - | - | - | - | - | - | - |
| - | <u>428,027</u> | - | - | <u>1,702,805</u> | <u>106,639</u> | <u>80,085</u> |
| - | - | - | - | 17,888 | - | 2,310 |
| 50,786 | 141,462 | 34,841 | 306,038 | 3,083,806 | 106,639 | 19,944 |
| - | - | - | - | - | - | - |
| <u>50,786</u> | <u>141,462</u> | <u>34,841</u> | <u>306,038</u> | <u>3,101,694</u> | <u>106,639</u> | <u>22,254</u> |
| <u>\$ 50,786</u> | <u>\$ 575,265</u> | <u>\$ 34,841</u> | <u>\$ 320,674</u> | <u>\$ 4,863,430</u> | <u>\$ 213,278</u> | <u>\$ 108,007</u> |

--Continued

UNION COUNTY, OHIO

COMBINING BALANCE SHEET
NONMAJOR SPECIAL REVENUE FUNDS (CONTINUED)
DECEMBER 31, 2021

| | <u>Juvenile Tobacco</u> | <u>Law Enforcement Memorial</u> | <u>Juvenile Special Projects</u> | <u>VOCA Grant</u> |
|-----------------------------------------------------------------------|-----------------------------|-----------------------------------------|------------------------------------------|-------------------|
| Assets: | | | | |
| Equity in pooled cash and cash equivalents | \$ 455 | \$ 5,248 | \$ 123,315 | \$ 18,345 |
| Cash and cash equivalents in segregated accounts | - | - | - | - |
| Receivables (net of allowance for uncollectibles): | | | | |
| Sales taxes | - | - | - | - |
| Real estate and other taxes | - | - | - | - |
| Accounts | - | - | 700 | - |
| Due from other governments | - | - | - | - |
| Special assessments | - | - | - | - |
| Due from other funds | - | - | - | - |
| Prepayments | - | - | - | 375 |
| Materials and supplies inventory | - | - | - | 305 |
| Total assets | <u>\$ 455</u> | <u>\$ 5,248</u> | <u>\$ 124,015</u> | <u>\$ 19,025</u> |
| Liabilities: | | | | |
| Accounts payable | \$ - | \$ - | \$ 6,537 | \$ 180 |
| Accrued wages and benefits payable | - | - | - | 9,082 |
| Due to other governments | - | - | - | 2,276 |
| Interfund loans payable | - | - | - | - |
| Due to other funds | - | - | - | - |
| Total liabilities | <u>-</u> | <u>-</u> | <u>6,537</u> | <u>11,538</u> |
| Deferred inflows of resources: | | | | |
| Property taxes levied for the next fiscal year | - | - | - | - |
| Delinquent property tax revenue not available | - | - | - | - |
| Sales tax revenue not available | - | - | - | - |
| Special assessments revenue not available | - | - | - | - |
| Other nonexchange transactions | - | - | - | - |
| Unavailable grant revenue | - | - | - | - |
| Miscellaneous revenue not available | - | - | - | - |
| Total deferred inflows of resources | <u>-</u> | <u>-</u> | <u>-</u> | <u>-</u> |
| Fund balances: | | | | |
| Nonspendable | - | - | - | 680 |
| Restricted | 455 | 5,248 | 117,478 | 6,807 |
| Committed | - | - | - | - |
| Total fund balances | <u>455</u> | <u>5,248</u> | <u>117,478</u> | <u>7,487</u> |
| Total liabilities, deferred inflows of resources and fund balances | <u>\$ 455</u> | <u>\$ 5,248</u> | <u>\$ 124,015</u> | <u>\$ 19,025</u> |

| <u>VAWA Grant</u> | <u>Road and Bridge</u> | <u>Ditch Rotary</u> | <u>Ditch Maintenance</u> | <u>Dog and Kennel</u> | <u>ADAMH</u> | <u>Preschool Grant</u> |
|-------------------|------------------------|---------------------|--------------------------|-----------------------|---------------------|------------------------|
| \$ 38,768 | \$ 38,419 | \$ 253,735 | \$ 786,340 | \$ 349,384 | \$ 1,886,900 | \$ 230,484 |
| - | - | - | - | - | - | - |
| - | - | - | - | - | - | - |
| - | - | - | - | - | 1,308,891 | - |
| - | - | - | - | - | 43,002 | - |
| - | - | - | 243,984 | - | - | - |
| - | 1,760 | - | - | - | - | - |
| - | - | - | - | - | 11,132 | - |
| - | - | - | - | - | 2,533 | - |
| <u>\$ 38,768</u> | <u>\$ 40,179</u> | <u>\$ 253,735</u> | <u>\$ 1,030,324</u> | <u>\$ 349,384</u> | <u>\$ 3,252,458</u> | <u>\$ 230,484</u> |
| \$ - | \$ - | \$ - | \$ 2,208 | \$ 3,421 | \$ 176,457 | \$ - |
| - | 952 | - | - | - | 32,120 | - |
| - | 239 | - | - | - | 9,838 | - |
| - | - | 36,042 | - | - | - | - |
| - | - | - | 1,760 | 8,317 | 121 | - |
| - | <u>1,191</u> | <u>36,042</u> | <u>3,968</u> | <u>11,738</u> | <u>218,536</u> | - |
| - | - | - | - | - | 1,274,702 | - |
| - | - | - | - | - | 34,189 | - |
| - | - | - | - | - | - | - |
| - | - | - | 243,984 | - | - | - |
| - | - | - | - | - | 43,002 | - |
| - | - | - | - | - | - | - |
| - | - | - | - | - | - | - |
| - | - | - | 243,984 | - | 1,351,893 | - |
| - | - | - | - | - | 13,665 | - |
| 38,768 | 38,988 | 217,693 | 782,372 | 337,646 | 1,668,364 | 230,484 |
| - | - | - | - | - | - | - |
| <u>38,768</u> | <u>38,988</u> | <u>217,693</u> | <u>782,372</u> | <u>337,646</u> | <u>1,682,029</u> | <u>230,484</u> |
| <u>\$ 38,768</u> | <u>\$ 40,179</u> | <u>\$ 253,735</u> | <u>\$ 1,030,324</u> | <u>\$ 349,384</u> | <u>\$ 3,252,458</u> | <u>\$ 230,484</u> |

--Continued

UNION COUNTY, OHIO

COMBINING BALANCE SHEET
NONMAJOR SPECIAL REVENUE FUNDS (CONTINUED)
DECEMBER 31, 2021

| | Public Assistance | Coordination Transportation | Child Support Enforcement Agency | Children Services |
|-----------------------------------------------------------------------|------------------------------|----------------------------------------|-------------------------------------------------|------------------------------|
| Assets: | | | | |
| Equity in pooled cash and cash equivalents | \$ 1,175,592 | \$ 533,802 | \$ 824,739 | \$ 1,496,395 |
| Cash and cash equivalents in segregated accounts | - | - | - | - |
| Receivables (net of allowance for uncollectibles): | | | | |
| Sales taxes | - | - | - | - |
| Real estate and other taxes | - | - | - | - |
| Accounts | - | 990 | 14,360 | 3,160 |
| Due from other governments | 290,187 | - | 46,561 | - |
| Special assessments | - | - | - | - |
| Due from other funds | 392,430 | 58,240 | - | - |
| Prepayments | 2,012 | - | - | 7,252 |
| Materials and supplies inventory | 18,887 | - | - | - |
| Total assets | <u>\$ 1,879,108</u> | <u>\$ 593,032</u> | <u>\$ 885,660</u> | <u>\$ 1,506,807</u> |
| Liabilities: | | | | |
| Accounts payable | \$ 13,217 | \$ 2,850 | \$ 195 | \$ 131,148 |
| Accrued wages and benefits payable | 125,738 | 19,273 | 20,110 | - |
| Due to other governments | 29,956 | 5,012 | 5,053 | - |
| Interfund loans payable | - | - | - | - |
| Due to other funds | 54,059 | 22,973 | 39,726 | 329,731 |
| Total liabilities | <u>222,970</u> | <u>50,108</u> | <u>65,084</u> | <u>460,879</u> |
| Deferred inflows of resources: | | | | |
| Property taxes levied for the next fiscal year | - | - | - | - |
| Delinquent property tax revenue not available | - | - | - | - |
| Sales tax revenue not available | - | - | - | - |
| Special assessments revenue not available | - | - | - | - |
| Other nonexchange transactions | - | - | - | - |
| Unavailable grant revenue | 96,069 | - | - | - |
| Miscellaneous revenue not available | 392,430 | 58,270 | - | - |
| Total deferred inflows of resources | <u>488,499</u> | <u>58,270</u> | <u>-</u> | <u>-</u> |
| Fund balances: | | | | |
| Nonspendable | 20,899 | - | - | 7,252 |
| Restricted | 1,146,740 | 484,654 | 820,576 | 1,038,676 |
| Committed | - | - | - | - |
| Total fund balances | <u>1,167,639</u> | <u>484,654</u> | <u>820,576</u> | <u>1,045,928</u> |
| Total liabilities, deferred inflows of resources and fund balances | <u>\$ 1,879,108</u> | <u>\$ 593,032</u> | <u>\$ 885,660</u> | <u>\$ 1,506,807</u> |

| Adult Basic Literacy Education Grant | Senior Services | Workplace Investment Act | Targeted Community Alternative | Collaborative Family Risk |
|-----------------------------------------------------|----------------------------|-------------------------------------|-------------------------------------------|--------------------------------------|
| \$ 116 | \$ 3,288,069 | \$ 53,085 | \$ 106,178 | \$ 254,864 |
| - | - | - | - | - |
| - | 444,904 | - | - | - |
| - | - | - | - | - |
| - | 2,437 | 36,823 | - | - |
| - | - | - | - | - |
| - | 16,250 | - | - | - |
| - | 1,817 | - | - | - |
| - | - | - | - | - |
| <u>\$ 116</u> | <u>\$ 3,753,477</u> | <u>\$ 89,908</u> | <u>\$ 106,178</u> | <u>\$ 254,864</u> |
| \$ - | \$ 182,062 | \$ 1,232 | \$ - | \$ - |
| - | 17,887 | - | 3,692 | - |
| - | 4,603 | - | 925 | - |
| - | - | - | - | - |
| - | 33,473 | - | - | - |
| <u>-</u> | <u>238,025</u> | <u>1,232</u> | <u>4,617</u> | <u>-</u> |
| - | - | - | - | - |
| - | - | - | - | - |
| - | 304,007 | - | - | - |
| - | - | - | - | - |
| - | - | - | - | - |
| - | 2,437 | 34,845 | - | - |
| - | - | - | - | - |
| <u>-</u> | <u>306,444</u> | <u>34,845</u> | <u>-</u> | <u>-</u> |
| - | 1,817 | - | - | - |
| 116 | 3,207,191 | 53,831 | 101,561 | - |
| <u>-</u> | <u>-</u> | <u>-</u> | <u>-</u> | <u>254,864</u> |
| 116 | 3,209,008 | 53,831 | 101,561 | 254,864 |
| <u>\$ 116</u> | <u>\$ 3,753,477</u> | <u>\$ 89,908</u> | <u>\$ 106,178</u> | <u>\$ 254,864</u> |

--Continued

UNION COUNTY, OHIO

COMBINING BALANCE SHEET
NONMAJOR SPECIAL REVENUE FUNDS (CONCLUDED)
DECEMBER 31, 2021

| | <u>CP Probation Services</u> | <u>Railroad Grade Crossing</u> | <u>Election Security Grant</u> | <u>Marriage License</u> |
|-----------------------------------------------------------------------|----------------------------------|------------------------------------|------------------------------------|-----------------------------|
| Assets: | | | | |
| Equity in pooled cash and cash equivalents | \$ 121,926 | \$ 3,430 | \$ 21 | \$ 4,301 |
| Cash and cash equivalents in segregated accounts | - | - | - | - |
| Receivables (net of allowance for uncollectibles): | | | | |
| Sales taxes | - | - | - | - |
| Real estate and other taxes | - | - | - | - |
| Accounts | 4,850 | - | - | - |
| Due from other governments | - | - | - | - |
| Special assessments | - | - | - | - |
| Due from other funds | - | - | - | - |
| Prepayments | 167 | - | - | - |
| Materials and supplies inventory | - | - | - | - |
| Total assets | <u>\$ 126,943</u> | <u>\$ 3,430</u> | <u>\$ 21</u> | <u>\$ 4,301</u> |
| Liabilities: | | | | |
| Accounts payable | \$ - | \$ - | \$ - | \$ - |
| Accrued wages and benefits payable | - | - | - | - |
| Due to other governments | - | - | - | - |
| Interfund loans payable | - | - | - | - |
| Due to other funds | - | - | - | - |
| Total liabilities | <u>-</u> | <u>-</u> | <u>-</u> | <u>-</u> |
| Deferred inflows of resources: | | | | |
| Property taxes levied for the next fiscal year | - | - | - | - |
| Delinquent property tax revenue not available | - | - | - | - |
| Sales tax revenue not available | - | - | - | - |
| Special assessments revenue not available | - | - | - | - |
| Other nonexchange transactions | - | - | - | - |
| Unavailable grant revenue | - | - | - | - |
| Miscellaneous revenue not available | - | - | - | - |
| Total deferred inflows of resources | <u>-</u> | <u>-</u> | <u>-</u> | <u>-</u> |
| Fund balances: | | | | |
| Nonspendable | 167 | - | - | - |
| Restricted | 126,776 | 3,430 | 21 | 4,301 |
| Committed | - | - | - | - |
| Total fund balances | <u>126,943</u> | <u>3,430</u> | <u>21</u> | <u>4,301</u> |
| Total liabilities, deferred inflows of resources and fund balances | <u>\$ 126,943</u> | <u>\$ 3,430</u> | <u>\$ 21</u> | <u>\$ 4,301</u> |

| Domestic Violence | CCA Grant | Probation Services Grant | Total Nonmajor Special Revenue Funds |
|------------------------------|----------------------|-----------------------------------------|-----------------------------------------------------|
| \$ 2,192 | \$ 13,225 | \$ 96,940 | \$ 19,751,429 |
| - | - | - | 254,292 |
| - | - | - | 444,904 |
| - | - | - | 2,970,328 |
| - | - | - | 50,010 |
| - | - | - | 1,106,538 |
| - | - | - | 243,984 |
| - | - | - | 468,680 |
| - | - | - | 68,150 |
| - | - | - | 24,664 |
| <u>\$ 2,192</u> | <u>\$ 13,225</u> | <u>\$ 96,940</u> | <u>\$ 25,382,979</u> |
| \$ - | \$ - | \$ - | \$ 557,910 |
| - | - | - | 330,985 |
| - | 648 | 2,460 | 89,556 |
| - | - | - | 36,042 |
| - | - | - | 490,160 |
| <u>-</u> | <u>648</u> | <u>2,460</u> | <u>1,504,653</u> |
| - | - | - | 2,870,574 |
| - | - | - | 76,925 |
| - | - | - | 304,007 |
| - | - | - | 243,984 |
| - | - | - | 107,199 |
| - | - | - | 748,102 |
| - | - | - | 452,254 |
| <u>-</u> | <u>-</u> | <u>-</u> | <u>4,803,045</u> |
| - | - | - | 92,814 |
| 2,192 | 12,577 | 94,480 | 18,183,777 |
| <u>-</u> | <u>-</u> | <u>-</u> | <u>798,690</u> |
| <u>2,192</u> | <u>12,577</u> | <u>94,480</u> | <u>19,075,281</u> |
| <u>\$ 2,192</u> | <u>\$ 13,225</u> | <u>\$ 96,940</u> | <u>\$ 25,382,979</u> |

UNION COUNTY, OHIO

COMBINING STATEMENT OF REVENUES, EXPENDITURES AND CHANGES IN FUND BALANCES
NONMAJOR SPECIAL REVENUE FUNDS
FOR THE YEAR ENDED DECEMBER 31, 2021

| | <u>Real Estate Assessment</u> | <u>Local Coronavirus Relief</u> | <u>Computerized Legal Research</u> | <u>Delinquent Real Estate Collection</u> |
|--------------------------------------------------------------|-----------------------------------|-----------------------------------------|----------------------------------------|--------------------------------------------------|
| Revenues: | | | | |
| From local sources: | | | | |
| Property and other local taxes | \$ - | \$ - | \$ - | \$ - |
| Sales taxes | - | - | - | - |
| Charges for services | 1,353,645 | - | 2,512 | 371,315 |
| Licenses and permits | - | - | - | - |
| Fines and forfeitures | - | - | - | - |
| Intergovernmental | - | - | - | - |
| Special assessments | - | - | - | - |
| Investment income | - | 347 | - | - |
| Rental income | - | - | - | - |
| Contributions and donations | - | - | - | - |
| Other | - | - | - | - |
| Total revenues | <u>1,353,645</u> | <u>347</u> | <u>2,512</u> | <u>371,315</u> |
| Expenditures: | | | | |
| Current: | | | | |
| General government: | | | | |
| Legislative and executive | 1,110,547 | 31,279 | - | 321,138 |
| Judicial | - | - | - | - |
| Public safety | - | - | - | - |
| Public works | - | - | - | - |
| Health | - | - | - | - |
| Human services | - | - | - | - |
| Economic development | - | - | - | - |
| Debt service: | | | | |
| Interest and fiscal charges | - | - | - | - |
| Total expenditures | <u>1,110,547</u> | <u>31,279</u> | <u>-</u> | <u>321,138</u> |
| Excess (deficiency) of revenues over (under) expenditures | <u>243,098</u> | <u>(30,932)</u> | <u>2,512</u> | <u>50,177</u> |
| Other financing sources (uses): | | | | |
| Transfers in | - | - | - | - |
| Transfers out | - | - | - | - |
| Total other financing sources (uses) | <u>-</u> | <u>-</u> | <u>-</u> | <u>-</u> |
| Net change in fund balances | 243,098 | (30,932) | 2,512 | 50,177 |
| Fund balance at beginning of year | 1,302,723 | 31,154 | 63,138 | 423,953 |
| Change in inventory balance | - | - | - | - |
| Fund balance at end of year | <u>\$ 1,545,821</u> | <u>\$ 222</u> | <u>\$ 65,650</u> | <u>\$ 474,130</u> |

| <u>Recorder Equipment Set Aside</u> | <u>Treasurer Prepaid Interest</u> | <u>Federal Chip</u> | <u>Election Security Grant</u> | <u>Moving Ohio Forward</u> | <u>Law Library</u> | <u>Probate Court Conduct of Business</u> |
|---------------------------------------------|---------------------------------------|---------------------|------------------------------------|------------------------------------|------------------------|--------------------------------------------------|
| \$ - | \$ - | \$ - | \$ - | \$ - | \$ - | \$ - |
| - | - | - | - | - | - | - |
| - | - | - | - | - | 6,790 | 284 |
| - | - | - | - | - | - | - |
| - | - | 179,811 | - | - | 149,146 | - |
| - | - | - | - | - | - | - |
| - | 3,532 | 369 | 85 | - | - | - |
| - | - | - | - | - | - | - |
| - | - | - | - | - | - | - |
| - | - | 34,190 | - | - | 7,031 | - |
| - | 3,532 | 214,370 | 85 | - | 162,967 | 284 |
| 2,212 | 1,166 | 212,703 | 36,390 | - | - | - |
| - | - | - | - | - | 133,002 | - |
| - | - | - | - | - | - | - |
| - | - | - | - | - | - | - |
| - | - | - | - | - | - | - |
| - | - | - | - | - | - | - |
| 2,212 | 1,166 | 212,703 | 36,390 | - | 133,002 | - |
| (2,212) | 2,366 | 1,667 | (36,305) | - | 29,965 | 284 |
| - | - | - | - | - | - | - |
| - | - | - | - | - | - | - |
| - | - | - | - | - | - | - |
| (2,212) | 2,366 | 1,667 | (36,305) | - | 29,965 | 284 |
| 10,586 | 69,236 | 136,940 | 36,326 | 200 | 156,604 | 9,678 |
| - | - | - | - | - | 276 | - |
| <u>\$ 8,374</u> | <u>\$ 71,602</u> | <u>\$ 138,607</u> | <u>\$ 21</u> | <u>\$ 200</u> | <u>\$ 186,845</u> | <u>\$ 9,962</u> |

-- Continued

UNION COUNTY, OHIO

COMBINING STATEMENT OF REVENUES, EXPENDITURES AND CHANGES IN FUND BALANCES
NONMAJOR SPECIAL REVENUE FUNDS (CONTINUED)
FOR THE YEAR ENDED DECEMBER 31, 2021

| | <u>Indigent Guardianship</u> | <u>Probate and Juvenile Special Projects</u> | <u>Common Pleas Special Projects</u> | <u>Clerk of Courts Computerization</u> |
|--------------------------------------------------------------|----------------------------------|------------------------------------------------------|------------------------------------------|--------------------------------------------|
| Revenues: | | | | |
| From local sources: | | | | |
| Property and other local taxes | \$ - | \$ - | \$ - | \$ - |
| Sales taxes | - | - | - | - |
| Charges for services | 6,001 | 4,289 | 69,483 | 16,711 |
| Licenses and permits | - | - | - | - |
| Fines and forfeitures | - | - | - | - |
| Intergovernmental | - | - | 23,008 | - |
| Special assessments | - | - | - | - |
| Investment income | - | - | - | - |
| Rental income | - | - | - | - |
| Contributions and donations | - | - | - | - |
| Other | - | - | 50,000 | - |
| | <hr/> | <hr/> | <hr/> | <hr/> |
| Total revenues | 6,001 | 4,289 | 142,491 | 16,711 |
| Expenditures: | | | | |
| Current: | | | | |
| General government: | | | | |
| Legislative and executive | - | - | - | - |
| Judicial | 3,765 | - | 113,461 | - |
| Public safety | - | - | - | - |
| Public works | - | - | - | - |
| Health | - | - | - | - |
| Human services | - | - | - | - |
| Economic development | - | - | - | - |
| Debt service: | | | | |
| Interest and fiscal charges | - | - | - | - |
| | <hr/> | <hr/> | <hr/> | <hr/> |
| Total expenditures | 3,765 | - | 113,461 | - |
| Excess (deficiency) of revenues over (under) expenditures | <hr/> | <hr/> | <hr/> | <hr/> |
| | 2,236 | 4,289 | 29,030 | 16,711 |
| Other financing sources (uses): | | | | |
| Transfers in | - | - | - | - |
| Transfers out | - | - | - | - |
| Total other financing sources (uses) | <hr/> | <hr/> | <hr/> | <hr/> |
| | - | - | - | - |
| Net change in fund balances | 2,236 | 4,289 | 29,030 | 16,711 |
| Fund balance at beginning of year | 598 | 25,862 | 432,196 | 152,299 |
| Change in inventory balance | - | - | - | - |
| Fund balance at end of year | <u>\$ 2,834</u> | <u>\$ 30,151</u> | <u>\$ 461,226</u> | <u>\$ 169,010</u> |

| <u>Probate and Juvenile Court Computer</u> | <u>Probate and Juvenile Court Computer Research</u> | <u>Juvenile Court Indigent Offenders</u> | <u>County Indigent Driver</u> | <u>Dispute Resolution</u> | <u>CP Addiction Grant</u> |
|--------------------------------------------|-----------------------------------------------------|------------------------------------------|-------------------------------|---------------------------|---------------------------|
| \$ - | \$ - | \$ - | \$ - | \$ - | \$ - |
| - | - | - | - | - | - |
| 10,288 | 1,844 | 528 | - | 25,977 | - |
| - | - | - | - | - | - |
| - | - | - | 58 | - | - |
| - | - | - | - | - | 55,000 |
| - | - | - | - | - | - |
| - | - | - | - | - | - |
| - | - | - | - | - | - |
| - | - | - | - | - | - |
| <u>10,288</u> | <u>1,844</u> | <u>528</u> | <u>58</u> | <u>25,977</u> | <u>55,000</u> |
| - | - | - | - | - | - |
| - | - | - | - | 20,588 | 50,000 |
| - | - | - | - | - | - |
| - | - | - | - | - | - |
| - | - | - | - | - | - |
| - | - | - | - | - | - |
| - | - | - | - | - | - |
| <u>-</u> | <u>-</u> | <u>-</u> | <u>-</u> | <u>-</u> | <u>-</u> |
| <u>-</u> | <u>-</u> | <u>-</u> | <u>-</u> | <u>20,588</u> | <u>50,000</u> |
| <u>10,288</u> | <u>1,844</u> | <u>528</u> | <u>58</u> | <u>5,389</u> | <u>5,000</u> |
| - | - | - | - | - | - |
| - | - | - | - | - | - |
| <u>-</u> | <u>-</u> | <u>-</u> | <u>-</u> | <u>-</u> | <u>-</u> |
| 10,288 | 1,844 | 528 | 58 | 5,389 | 5,000 |
| 24,440 | 23,452 | 5,661 | 2,045 | 138,665 | 64,322 |
| - | - | - | - | - | - |
| <u>\$ 34,728</u> | <u>\$ 25,296</u> | <u>\$ 6,189</u> | <u>\$ 2,103</u> | <u>\$ 144,054</u> | <u>\$ 69,322</u> |

- - Continued

UNION COUNTY, OHIO

COMBINING STATEMENT OF REVENUES, EXPENDITURES AND CHANGES IN FUND BALANCES
NONMAJOR SPECIAL REVENUE FUNDS (CONTINUED)
FOR THE YEAR ENDED DECEMBER 31, 2021

| | <u>Economic Development</u> | <u>Convention and Tourist Bureau</u> | <u>DUI</u> | <u>Forfeitures</u> |
|--------------------------------------------------------------|---------------------------------|----------------------------------------------|-------------------|--------------------|
| Revenues: | | | | |
| From local sources: | | | | |
| Property and other local taxes | \$ - | \$ 275,915 | \$ - | \$ - |
| Sales taxes | - | - | - | - |
| Charges for services | 174,273 | - | 202 | - |
| Licenses and permits | - | - | - | - |
| Fines and forfeitures | - | - | 841 | - |
| Intergovernmental | - | - | - | - |
| Special assessments | - | - | - | - |
| Investment income | - | - | - | - |
| Rental income | - | - | - | - |
| Contributions and donations | - | - | - | - |
| Other | - | - | 4,942 | - |
| | <hr/> | <hr/> | <hr/> | <hr/> |
| Total revenues | 174,273 | 275,915 | 5,985 | - |
| Expenditures: | | | | |
| Current: | | | | |
| General government: | | | | |
| Legislative and executive | - | - | - | - |
| Judicial | - | - | - | - |
| Public safety | - | - | 2,265 | - |
| Public works | - | - | - | - |
| Health | - | - | - | - |
| Human services | - | - | - | - |
| Economic development | 352,213 | 151,678 | - | - |
| Debt service: | | | | |
| Interest and fiscal charges | - | - | - | - |
| | <hr/> | <hr/> | <hr/> | <hr/> |
| Total expenditures | 352,213 | 151,678 | 2,265 | - |
| Excess (deficiency) of revenues over (under) expenditures | <hr/> (177,940) <hr/> | <hr/> 124,237 <hr/> | <hr/> 3,720 <hr/> | <hr/> - <hr/> |
| Other financing sources (uses): | | | | |
| Transfers in | 174,274 | - | - | - |
| Transfers out | - | - | - | - |
| | <hr/> | <hr/> | <hr/> | <hr/> |
| Total other financing sources (uses) | 174,274 | - | - | - |
| Net change in fund balances | (3,666) | 124,237 | 3,720 | - |
| Fund balance at beginning of year | 7,931 | 419,589 | 257,030 | 929 |
| Change in inventory balance | - | - | - | - |
| | <hr/> | <hr/> | <hr/> | <hr/> |
| Fund balance at end of year | <u>\$ 4,265</u> | <u>\$ 543,826</u> | <u>\$ 260,750</u> | <u>\$ 929</u> |

| <u>Sheriff CCW Rotary</u> | <u>Law Enforcement Grants</u> | <u>Sheriff Policing Rotary</u> | <u>DARE Community Education</u> | <u>Youth Services Subsidy</u> | <u>9-1-1 Emergency</u> |
|-------------------------------|-----------------------------------|------------------------------------|-----------------------------------------|-----------------------------------|------------------------|
| \$ - | \$ - | \$ - | \$ - | \$ - | \$ 1,588,797 |
| - | - | - | - | - | - |
| 96,309 | - | 48,700 | - | - | - |
| - | - | - | - | - | - |
| - | - | 57,736 | 570 | 217,425 | 128,601 |
| - | - | - | - | - | - |
| - | - | 3,600 | - | - | - |
| - | - | - | 15,351 | - | - |
| - | - | 11,320 | 150 | 98 | 135,534 |
| - | - | - | - | - | - |
| <u>96,309</u> | <u>-</u> | <u>121,356</u> | <u>16,071</u> | <u>217,523</u> | <u>1,852,932</u> |
| - | - | - | - | - | - |
| - | - | - | - | - | - |
| 75,941 | - | 104,270 | 5,139 | 211,030 | 1,691,802 |
| - | - | - | - | - | - |
| - | - | - | - | - | - |
| - | - | - | - | - | - |
| - | - | - | - | - | - |
| <u>75,941</u> | <u>-</u> | <u>104,270</u> | <u>5,139</u> | <u>211,030</u> | <u>1,691,802</u> |
| <u>20,368</u> | <u>-</u> | <u>17,086</u> | <u>10,932</u> | <u>6,493</u> | <u>161,130</u> |
| - | - | - | - | - | - |
| - | - | - | - | - | - |
| - | - | - | - | - | - |
| 20,368 | - | 17,086 | 10,932 | 6,493 | 161,130 |
| 194,334 | 50,786 | 124,376 | 23,909 | 299,545 | 2,940,486 |
| - | - | - | - | - | 78 |
| <u>\$ 214,702</u> | <u>\$ 50,786</u> | <u>\$ 141,462</u> | <u>\$ 34,841</u> | <u>\$ 306,038</u> | <u>\$ 3,101,694</u> |

-- Continued

UNION COUNTY, OHIO

COMBINING STATEMENT OF REVENUES, EXPENDITURES AND CHANGES IN FUND BALANCES
NONMAJOR SPECIAL REVENUE FUNDS (CONTINUED)
FOR THE YEAR ENDED DECEMBER 31, 2021

| | Federal LETF | Local Emergency Planning | Juvenile Tobacco | Law Enforcement Memorial |
|--------------------------------------------------------------|-------------------------|-----------------------------------------|-----------------------------|-----------------------------------------|
| Revenues: | | | | |
| From local sources: | | | | |
| Property and other local taxes | \$ - | \$ - | \$ - | \$ - |
| Sales taxes | - | - | - | - |
| Charges for services | - | - | - | - |
| Licenses and permits | - | - | - | - |
| Fines and forfeitures | - | - | - | - |
| Intergovernmental | - | 32,994 | - | - |
| Special assessments | - | - | - | - |
| Investment income | 516 | - | - | - |
| Rental income | - | - | - | - |
| Contributions and donations | - | - | - | 1,318 |
| Other | - | - | - | - |
| Total revenues | 516 | 32,994 | - | 1,318 |
| Expenditures: | | | | |
| Current: | | | | |
| General government: | | | | |
| Legislative and executive | - | - | - | - |
| Judicial | - | - | - | - |
| Public safety | 40,266 | 30,261 | - | 470 |
| Public works | - | - | - | - |
| Health | - | - | - | - |
| Human services | - | - | - | - |
| Economic development | - | - | - | - |
| Debt service: | | | | |
| Interest and fiscal charges | - | - | - | - |
| Total expenditures | 40,266 | 30,261 | - | 470 |
| Excess (deficiency) of revenues over (under) expenditures | (39,750) | 2,733 | - | 848 |
| Other financing sources (uses): | | | | |
| Transfers in | - | - | - | - |
| Transfers out | - | - | - | - |
| Total other financing sources (uses) | - | - | - | - |
| Net change in fund balances | (39,750) | 2,733 | - | 848 |
| Fund balance at beginning of year | 146,389 | 19,521 | 455 | 4,400 |
| Change in inventory balance | - | - | - | - |
| Fund balance at end of year | \$ 106,639 | \$ 22,254 | \$ 455 | \$ 5,248 |

| <u>Juvenile Special Projects</u> | <u>VOCA Grant</u> | <u>VAWA Grant</u> | <u>Road and Bridge</u> | <u>Ditch Rotary</u> | <u>Ditch Maintenance</u> |
|------------------------------------------|-------------------|-------------------|----------------------------|---------------------|------------------------------|
| \$ - | \$ - | \$ - | \$ - | \$ - | \$ - |
| - | - | - | - | - | - |
| 9,582 | - | - | - | - | - |
| - | - | - | - | - | - |
| 26,000 | 171,331 | - | 32,733 | - | - |
| - | - | - | - | - | 366,766 |
| - | - | - | - | - | - |
| - | - | 2,642 | - | - | - |
| 3,226 | - | - | - | 197,341 | - |
| <u>38,808</u> | <u>171,331</u> | <u>2,642</u> | <u>32,733</u> | <u>197,341</u> | <u>366,766</u> |
| - | - | - | - | - | - |
| - | - | - | - | - | - |
| 43,870 | 224,383 | 4,973 | - | - | - |
| - | - | - | 28,659 | 72,927 | 293,716 |
| - | - | - | - | - | - |
| - | - | - | - | - | - |
| - | - | - | - | 2,730 | - |
| <u>43,870</u> | <u>224,383</u> | <u>4,973</u> | <u>28,659</u> | <u>75,657</u> | <u>293,716</u> |
| <u>(5,062)</u> | <u>(53,052)</u> | <u>(2,331)</u> | <u>4,074</u> | <u>121,684</u> | <u>73,050</u> |
| - | 32,497 | - | - | - | - |
| - | - | - | - | - | - |
| - | <u>32,497</u> | - | - | - | - |
| (5,062) | (20,555) | (2,331) | 4,074 | 121,684 | 73,050 |
| 122,540 | 28,284 | 41,099 | 34,914 | 96,009 | 709,322 |
| - | (242) | - | - | - | - |
| <u>\$ 117,478</u> | <u>\$ 7,487</u> | <u>\$ 38,768</u> | <u>\$ 38,988</u> | <u>\$ 217,693</u> | <u>\$ 782,372</u> |

- - Continued

UNION COUNTY, OHIO

COMBINING STATEMENT OF REVENUES, EXPENDITURES AND CHANGES IN FUND BALANCES
NONMAJOR SPECIAL REVENUE FUNDS (CONTINUED)
FOR THE YEAR ENDED DECEMBER 31, 2021

| | <u>Dog and Kennel</u> | <u>ADAMH</u> | <u>Preschool Grant</u> | <u>Public Assistance</u> |
|--------------------------------------------------------------|---------------------------|---------------------|----------------------------|------------------------------|
| Revenues: | | | | |
| From local sources: | | | | |
| Property and other local taxes | \$ - | \$ 1,304,908 | \$ - | \$ - |
| Sales taxes | - | - | - | - |
| Charges for services | - | 1,100 | - | - |
| Licenses and permits | 182,526 | - | - | - |
| Fines and forfeitures | 2,000 | - | - | - |
| Intergovernmental | - | 3,955,369 | 228,503 | 3,796,674 |
| Special assessments | - | - | - | - |
| Investment income | - | - | - | - |
| Rental income | - | 162,973 | - | - |
| Contributions and donations | 2,688 | - | - | - |
| Other | - | 95,686 | - | 89,252 |
| Total revenues | <u>187,214</u> | <u>5,520,036</u> | <u>228,503</u> | <u>3,885,926</u> |
| Expenditures: | | | | |
| Current: | | | | |
| General government: | | | | |
| Legislative and executive | - | - | - | 2,686,511 |
| Judicial | - | - | - | - |
| Public safety | - | - | - | - |
| Public works | - | - | - | - |
| Health | 88,966 | 6,453,865 | 75,729 | - |
| Human services | - | - | - | 1,268,646 |
| Economic development | - | - | - | - |
| Debt service: | | | | |
| Interest and fiscal charges | - | - | - | - |
| Total expenditures | <u>88,966</u> | <u>6,453,865</u> | <u>75,729</u> | <u>3,955,157</u> |
| Excess (deficiency) of revenues over (under) expenditures | <u>98,248</u> | <u>(933,829)</u> | <u>152,774</u> | <u>(69,231)</u> |
| Other financing sources (uses): | | | | |
| Transfers in | - | - | 60,000 | 112,404 |
| Transfers out | (75,000) | - | - | - |
| Total other financing sources (uses) | <u>(75,000)</u> | <u>-</u> | <u>60,000</u> | <u>112,404</u> |
| Net change in fund balances | 23,248 | (933,829) | 212,774 | 43,173 |
| Fund balance at beginning of year | 314,398 | 2,615,459 | 17,710 | 1,117,944 |
| Change in inventory balance | - | 399 | - | 6,522 |
| Fund balance at end of year | <u>\$ 337,646</u> | <u>\$ 1,682,029</u> | <u>\$ 230,484</u> | <u>\$ 1,167,639</u> |

| <u>Coordination Transportation</u> | <u>Child Support Enforcement Agency</u> | <u>Children Services</u> | <u>Adult Basic Literacy Education Grant</u> | <u>Senior Services</u> |
|----------------------------------------|-------------------------------------------------|------------------------------|-----------------------------------------------------|----------------------------|
| \$ - | \$ - | \$ - | \$ - | \$ - |
| - | - | - | - | 1,714,870 |
| 842,381 | 157,201 | - | - | - |
| - | - | - | - | - |
| - | - | - | - | - |
| 47,619 | 587,922 | 1,834,396 | - | 92,570 |
| - | - | - | - | - |
| - | - | - | - | - |
| - | - | - | - | - |
| 25,257 | - | - | - | 20 |
| 19,876 | 14,297 | 79,220 | - | 119,157 |
| <u>935,133</u> | <u>759,420</u> | <u>1,913,616</u> | <u>-</u> | <u>1,926,617</u> |
| - | - | - | - | - |
| - | - | - | - | - |
| - | - | - | - | - |
| - | - | - | - | - |
| 629,516 | 767,756 | 2,905,678 | - | 1,788,497 |
| - | - | - | - | - |
| - | - | - | - | - |
| <u>629,516</u> | <u>767,756</u> | <u>2,905,678</u> | <u>-</u> | <u>1,788,497</u> |
| <u>305,617</u> | <u>(8,336)</u> | <u>(992,062)</u> | <u>-</u> | <u>138,120</u> |
| 25,000 | 85,178 | 978,952 | - | - |
| - | - | - | - | - |
| <u>25,000</u> | <u>85,178</u> | <u>978,952</u> | <u>-</u> | <u>-</u> |
| 330,617 | 76,842 | (13,110) | - | 138,120 |
| 154,037 | 743,734 | 1,059,038 | 116 | 3,070,888 |
| - | - | - | - | - |
| <u>\$ 484,654</u> | <u>\$ 820,576</u> | <u>\$ 1,045,928</u> | <u>\$ 116</u> | <u>\$ 3,209,008</u> |

-- Continued

UNION COUNTY, OHIO

COMBINING STATEMENT OF REVENUES, EXPENDITURES AND CHANGES IN FUND BALANCES
NONMAJOR SPECIAL REVENUE FUNDS (CONCLUDED)
FOR THE YEAR ENDED DECEMBER 31, 2021

| | <u>Workplace Investment Act</u> | <u>Targeted Community Alternative</u> | <u>Collaborative Family Risk</u> | <u>CP Probation Services</u> |
|--------------------------------------------------------------|-------------------------------------|-------------------------------------------|--------------------------------------|----------------------------------|
| Revenues: | | | | |
| From local sources: | | | | |
| Property and other local taxes | \$ - | \$ - | \$ - | \$ - |
| Sales taxes | - | - | - | - |
| Charges for services | - | - | - | 41,232 |
| Licenses and permits | - | - | - | - |
| Fines and forfeitures | - | - | - | - |
| Intergovernmental | 272,605 | 129,748 | - | - |
| Special assessments | - | - | - | - |
| Investment income | - | - | - | - |
| Rental income | - | - | - | - |
| Contributions and donations | - | - | - | - |
| Other | - | - | 1,465 | - |
| | <hr/> | <hr/> | <hr/> | <hr/> |
| Total revenues | 272,605 | 129,748 | 1,465 | 41,232 |
| Expenditures: | | | | |
| Current: | | | | |
| General government: | | | | |
| Legislative and executive | - | - | - | - |
| Judicial | - | 110,394 | - | 7,628 |
| Public safety | - | - | - | - |
| Public works | - | - | - | - |
| Health | - | - | - | - |
| Human services | 368,824 | - | - | - |
| Economic development | - | - | - | - |
| Debt service: | | | | |
| Interest and fiscal charges | - | - | - | - |
| | <hr/> | <hr/> | <hr/> | <hr/> |
| Total expenditures | 368,824 | 110,394 | - | 7,628 |
| Excess (deficiency) of revenues over (under) expenditures | <hr/> (96,219) | <hr/> 19,354 | <hr/> 1,465 | <hr/> 33,604 |
| Other financing sources (uses): | | | | |
| Transfers in | - | - | - | - |
| Transfers out | - | - | - | - |
| Total other financing sources (uses) | <hr/> - | <hr/> - | <hr/> - | <hr/> - |
| Net change in fund balances | (96,219) | 19,354 | 1,465 | 33,604 |
| Fund balance at beginning of year | 150,050 | 82,207 | 253,399 | 93,339 |
| Change in inventory balance | - | - | - | - |
| Fund balance at end of year | <hr/> <u>\$ 53,831</u> | <hr/> <u>\$ 101,561</u> | <hr/> <u>\$ 254,864</u> | <hr/> <u>\$ 126,943</u> |

| <u>Railroad Grade Crossing</u> | <u>Marriage License</u> | <u>Domestic Violence</u> | <u>CCA Grant</u> | <u>Probation Services Grant</u> | <u>Total Nonmajor Special Revenue Funds</u> |
|--------------------------------|-------------------------|--------------------------|------------------|---------------------------------|---------------------------------------------|
| \$ - | \$ - | \$ - | \$ - | \$ - | \$ 3,169,620 |
| - | - | - | - | - | 1,714,870 |
| - | - | - | - | - | 3,240,647 |
| - | 6,358 | 4,560 | - | - | 193,444 |
| 30 | - | - | - | - | 184,808 |
| - | - | - | 75,468 | 375,000 | 12,288,350 |
| - | - | - | - | - | 366,766 |
| - | - | - | - | - | 4,849 |
| - | - | - | - | - | 166,573 |
| - | - | - | - | - | 47,276 |
| - | - | - | - | - | 862,785 |
| <u>30</u> | <u>6,358</u> | <u>4,560</u> | <u>75,468</u> | <u>375,000</u> | <u>22,239,988</u> |
| - | 5,542 | 4,802 | - | - | 4,412,290 |
| - | - | - | 62,891 | 280,520 | 782,249 |
| - | - | - | - | - | 2,434,670 |
| - | - | - | - | - | 395,302 |
| - | - | - | - | - | 6,618,560 |
| - | - | - | - | - | 7,728,917 |
| - | - | - | - | - | 503,891 |
| - | - | - | - | - | 2,730 |
| <u>-</u> | <u>5,542</u> | <u>4,802</u> | <u>62,891</u> | <u>280,520</u> | <u>22,878,609</u> |
| <u>30</u> | <u>816</u> | <u>(242)</u> | <u>12,577</u> | <u>94,480</u> | <u>(638,621)</u> |
| - | - | - | - | - | 1,468,305 |
| - | - | - | - | - | (75,000) |
| - | - | - | - | - | 1,393,305 |
| <u>30</u> | <u>816</u> | <u>(242)</u> | <u>12,577</u> | <u>94,480</u> | <u>754,684</u> |
| 3,400 | 3,485 | 2,434 | - | - | 18,313,564 |
| - | - | - | - | - | 7,033 |
| <u>\$ 3,430</u> | <u>\$ 4,301</u> | <u>\$ 2,192</u> | <u>\$ 12,577</u> | <u>\$ 94,480</u> | <u>\$ 19,075,281</u> |

UNION COUNTY, OHIO

SCHEDULE OF REVENUES, EXPENDITURES, AND CHANGES IN
 FUND BALANCE - BUDGET AND ACTUAL (NON-GAAP BUDGETARY BASIS)
 REAL ESTATE ASSESSMENT
 FOR THE YEAR ENDED DECEMBER 31, 2021

| | <u>Budgeted Amounts</u> | | | Variance with Final Budget Positive (Negative) |
|---------------------------------------------|-------------------------|---------------------|---------------------|-------------------------------------------------------------------|
| | <u>Original</u> | <u>Final</u> | <u>Actual</u> | |
| Revenues: | | | | |
| Charges for services | \$ 1,303,030 | \$ 1,303,030 | \$ 1,353,645 | \$ 50,615 |
| Total revenues | <u>1,303,030</u> | <u>1,303,030</u> | <u>1,353,645</u> | <u>50,615</u> |
| Expenditures: | | | | |
| Current: | | | | |
| General government: | | | | |
| Legislative and executive: | | | | |
| Personal services | 909,624 | 908,624 | 732,554 | 176,070 |
| Materials and supplies | 12,010 | 12,010 | 7,801 | 4,209 |
| Contractual services | 571,993 | 570,854 | 371,421 | 199,433 |
| Capital outlay | 13,897 | 13,897 | 9,993 | 3,904 |
| Other | 34,100 | 34,100 | 14,169 | 19,931 |
| Total expenditures | <u>1,541,624</u> | <u>1,539,485</u> | <u>1,135,938</u> | <u>403,547</u> |
| Net change in fund balance | (238,594) | (236,455) | 217,707 | 454,162 |
| Fund balance at beginning of year | 1,210,190 | 1,210,190 | 1,210,190 | - |
| Prior year encumbrances appropriated | <u>125,900</u> | <u>125,900</u> | <u>125,900</u> | <u>-</u> |
| Fund balance at end of year | <u>\$ 1,097,496</u> | <u>\$ 1,099,635</u> | <u>\$ 1,553,797</u> | <u>\$ 454,162</u> |

UNION COUNTY, OHIO

SCHEDULE OF REVENUES, EXPENDITURES, AND CHANGES IN
 FUND BALANCE - BUDGET AND ACTUAL (NON-GAAP BUDGETARY BASIS)
 LOCAL CORONAVIRUS RELIEF
 FOR THE YEAR ENDED DECEMBER 31, 2021

| | <u>Budgeted Amounts</u> | | <u>Actual</u> | <u>Variance with Final Budget Positive (Negative)</u> |
|----------------------------------------------|-------------------------|-----------------|---------------|-------------------------------------------------------------------|
| | <u>Original</u> | <u>Final</u> | | |
| Revenues: | | | | |
| Investment income | \$ - | \$ 142 | \$ 347 | \$ 205 |
| Total revenues | - | 142 | 347 | 205 |
| Expenditures: | | | | |
| Current: | | | | |
| General government: | | | | |
| Legislative and executive: | | | | |
| Materials and supplies | 985 | 1,189 | 1,189 | - |
| Contractual services | 713 | 713 | 713 | - |
| Capital outlay | 12,788 | 13,956 | 13,956 | - |
| Other | 15,642 | 15,643 | 15,643 | - |
| Total legislative and executive | 30,128 | 31,501 | 31,501 | - |
| Total expenditures | 30,128 | 31,501 | 31,501 | - |
| Net change in fund balance | (30,128) | (31,359) | (31,154) | 205 |
| Fund balance at beginning of year | 1,026 | 1,026 | 1,026 | - |
| Prior year encumbrances appropriated | 30,128 | 30,128 | 30,128 | - |
| Fund balance (deficit) at end of year | <u>\$ 1,026</u> | <u>\$ (205)</u> | <u>\$ -</u> | <u>\$ 205</u> |

UNION COUNTY, OHIO

SCHEDULE OF REVENUES, EXPENDITURES, AND CHANGES IN
 FUND BALANCE - BUDGET AND ACTUAL (NON-GAAP BUDGETARY BASIS)
 COMPUTERIZED LEGAL RESEARCH
 FOR THE YEAR ENDED DECEMBER 31, 2021

| | <u>Budgeted Amounts</u> | | | Variance with Final Budget Positive (Negative) |
|------------------------------------------|-------------------------|------------------|------------------|-------------------------------------------------------------------|
| | <u>Original</u> | <u>Final</u> | <u>Actual</u> | |
| Revenues: | | | | |
| Charges for services | \$ 2,500 | \$ 2,500 | \$ 2,522 | \$ 22 |
| Total revenues | <u>2,500</u> | <u>2,500</u> | <u>2,522</u> | <u>22</u> |
| Net change in fund balance | 2,500 | 2,500 | 2,522 | 22 |
| Fund balance at beginning of year | <u>62,968</u> | <u>62,968</u> | <u>62,968</u> | <u>-</u> |
| Fund balance at end of year | <u>\$ 65,468</u> | <u>\$ 65,468</u> | <u>\$ 65,490</u> | <u>\$ 22</u> |

UNION COUNTY, OHIO

SCHEDULE OF REVENUES, EXPENDITURES, AND CHANGES IN
 FUND BALANCE - BUDGET AND ACTUAL (NON-GAAP BUDGETARY BASIS)
 DELINQUENT REAL ESTATE COLLECTION
 FOR THE YEAR ENDED DECEMBER 31, 2021

| | <u>Budgeted Amounts</u> | | <u>Actual</u> | <u>Variance with</u> |
|---------------------------------------------|-------------------------|-------------------|-------------------|----------------------|
| | <u>Original</u> | <u>Final</u> | | <u>Final Budget</u> |
| | | | | <u>Positive</u> |
| | | | | <u>(Negative)</u> |
| Revenues: | | | | |
| Charges for services | \$ 280,000 | \$ 280,000 | \$ 371,315 | \$ 91,315 |
| Other | 124,491 | 124,491 | - | (124,491) |
| Total revenues | <u>404,491</u> | <u>404,491</u> | <u>371,315</u> | <u>(33,176)</u> |
| Expenditures: | | | | |
| Current: | | | | |
| General government: | | | | |
| Legislative and executive: | | | | |
| Treasurer: | | | | |
| Personal services | 136,311 | 136,313 | 116,277 | 20,036 |
| Materials and supplies | 31,000 | 30,660 | 25,568 | 5,092 |
| Contractual services | 16,000 | 16,000 | - | 16,000 |
| Capital outlay | 4,750 | 4,750 | - | 4,750 |
| Other | 136,750 | 204,488 | 202,739 | 1,749 |
| Total expenditures | <u>324,811</u> | <u>392,211</u> | <u>344,584</u> | <u>47,627</u> |
| Net change in fund balance | 79,680 | 12,280 | 26,731 | 14,451 |
| Fund balance at beginning of year | 429,501 | 429,501 | 429,501 | - |
| Prior year encumbrances appropriated | <u>1,000</u> | <u>1,000</u> | <u>1,000</u> | <u>-</u> |
| Fund balance at end of year | <u>\$ 510,181</u> | <u>\$ 442,781</u> | <u>\$ 457,232</u> | <u>\$ 14,451</u> |

UNION COUNTY, OHIO

SCHEDULE OF REVENUES, EXPENDITURES, AND CHANGES IN
 FUND BALANCE - BUDGET AND ACTUAL (NON-GAAP BUDGETARY BASIS)
 RECORDER EQUIPMENT SET ASIDE
 FOR THE YEAR ENDED DECEMBER 31, 2021

| | <u>Budgeted Amounts</u> | | <u>Actual</u> | <u>Variance with Final Budget Positive (Negative)</u> |
|------------------------------------------|-------------------------|---------------|-----------------|-------------------------------------------------------------------|
| | <u>Original</u> | <u>Final</u> | | |
| Expenditures: | | | | |
| Current: | | | | |
| General government: | | | | |
| Legislative and executive: | | | | |
| Capital outlay | \$ 10,586 | \$ 10,586 | \$ 4,440 | \$ 6,146 |
| Total expenditures | <u>10,586</u> | <u>10,586</u> | <u>4,440</u> | <u>6,146</u> |
| Net change in fund balance | (10,586) | (10,586) | (4,440) | 6,146 |
| Fund balance at beginning of year | <u>10,586</u> | <u>10,586</u> | <u>10,586</u> | <u>-</u> |
| Fund balance at end of year | <u>\$ -</u> | <u>\$ -</u> | <u>\$ 6,146</u> | <u>\$ 6,146</u> |

UNION COUNTY, OHIO

SCHEDULE OF REVENUES, EXPENDITURES, AND CHANGES IN
 FUND BALANCE - BUDGET AND ACTUAL (NON-GAAP BUDGETARY BASIS)
 TREASURER PREPAID INTEREST
 FOR THE YEAR ENDED DECEMBER 31, 2021

| | <u>Budgeted Amounts</u> | | | Variance with Final Budget Positive (Negative) |
|---------------------------------------------|-------------------------|------------------|------------------|-------------------------------------------------------------------|
| | <u>Original</u> | <u>Final</u> | <u>Actual</u> | |
| Revenues: | | | | |
| Investment income | \$ 4,800 | \$ 4,800 | \$ 3,532 | \$ (1,268) |
| Total revenues | <u>4,800</u> | <u>4,800</u> | <u>3,532</u> | <u>(1,268)</u> |
| Expenditures: | | | | |
| Current: | | | | |
| General government: | | | | |
| Legislative and executive: | | | | |
| Personal services | 2,000 | 2,000 | - | 2,000 |
| Materials and supplies | 10,300 | 9,462 | 4,167 | 5,295 |
| Total expenditures | <u>12,300</u> | <u>11,462</u> | <u>4,167</u> | <u>7,295</u> |
| Net change in fund balance | (7,500) | (6,662) | (635) | 6,027 |
| Fund balance at beginning of year | 67,237 | 67,237 | 67,237 | - |
| Prior year encumbrances appropriated | <u>2,000</u> | <u>2,000</u> | <u>2,000</u> | <u>-</u> |
| Fund balance at end of year | <u>\$ 61,737</u> | <u>\$ 62,575</u> | <u>\$ 68,602</u> | <u>\$ 6,027</u> |

UNION COUNTY, OHIO

SCHEDULE OF REVENUES, EXPENDITURES, AND CHANGES IN
 FUND BALANCE - BUDGET AND ACTUAL (NON-GAAP BUDGETARY BASIS)
 FEDERAL CHIP
 FOR THE YEAR ENDED DECEMBER 31, 2021

| | <u>Budgeted Amounts</u> | | | Variance with Final Budget Positive (Negative) |
|---------------------------------------------|-------------------------|----------------|-------------------|-------------------------------------------------------------------|
| | <u>Original</u> | <u>Final</u> | <u>Actual</u> | |
| Revenues: | | | | |
| Intergovernmental | \$ 617,358 | \$ 617,358 | \$ 259,061 | \$ (358,297) |
| Investment income | 372 | 372 | 369 | (3) |
| Other | - | - | 34,190 | 34,190 |
| Total revenues | <u>617,730</u> | <u>617,730</u> | <u>293,620</u> | <u>(324,110)</u> |
| Expenditures: | | | | |
| Current: | | | | |
| General government: | | | | |
| Legislative and executive: | | | | |
| Contractual services | 716,608 | 716,608 | 275,437 | 441,171 |
| Total expenditures | <u>716,608</u> | <u>716,608</u> | <u>275,437</u> | <u>441,171</u> |
| Net change in fund balance | (98,878) | (98,878) | 18,183 | 117,061 |
| Fund balance at beginning of year | 98,351 | 98,351 | 98,351 | - |
| Prior year encumbrances appropriated | <u>900</u> | <u>900</u> | <u>900</u> | <u>-</u> |
| Fund balance at end of year | <u>\$ 373</u> | <u>\$ 373</u> | <u>\$ 117,434</u> | <u>\$ 117,061</u> |

UNION COUNTY, OHIO

SCHEDULE OF REVENUES, EXPENDITURES, AND CHANGES IN
 FUND BALANCE - BUDGET AND ACTUAL (NON-GAAP BUDGETARY BASIS)
 ELECTION SECURITY GRANT
 FOR THE YEAR ENDED DECEMBER 31, 2021

| | <u>Budgeted Amounts</u> | | <u>Actual</u> | Variance with |
|---------------------------------------------|-------------------------|-----------------|---------------|----------------------|
| | <u>Original</u> | <u>Final</u> | | Final Budget |
| | | | | Positive |
| | | | | (Negative) |
| Revenues: | | | | |
| Intergovernmental | \$ - | \$ 2,540 | \$ - | \$ (2,540) |
| Interest | - | 86 | 85 | (1) |
| Total revenues | - | 2,626 | 85 | (2,541) |
| Expenditures: | | | | |
| Current: | | | | |
| General government: | | | | |
| Legislative and executive: | | | | |
| Contractual services | 2,540 | 36,390 | 36,390 | - |
| Total expenditures | 2,540 | 36,390 | 36,390 | - |
| Net change in fund balance | (2,540) | (33,764) | (36,305) | (2,541) |
| Fund balance at beginning of year | 33,786 | 33,786 | 33,786 | - |
| Prior year encumbrances appropriated | 2,540 | 2,540 | 2,540 | - |
| Fund balance at end of year | <u>\$ 33,786</u> | <u>\$ 2,562</u> | <u>\$ 21</u> | <u>\$ (2,541)</u> |

UNION COUNTY, OHIO

SCHEDULE OF REVENUES, EXPENDITURES, AND CHANGES IN
FUND BALANCE - BUDGET AND ACTUAL (NON-GAAP BUDGETARY BASIS)
MOVING OHIO FORWARD
FOR THE YEAR ENDED DECEMBER 31, 2021

| | <u>Budgeted Amounts</u> | | | Variance with Final Budget Positive (Negative) |
|------------------------------------------|-------------------------|---------------|---------------|-------------------------------------------------------------------|
| | <u>Original</u> | <u>Final</u> | <u>Actual</u> | |
| Fund balance at beginning of year | \$ 200 | \$ 200 | \$ 200 | \$ - |
| Fund balance at end of year | <u>\$ 200</u> | <u>\$ 200</u> | <u>\$ 200</u> | <u>\$ -</u> |

UNION COUNTY, OHIO

SCHEDULE OF REVENUES, EXPENDITURES, AND CHANGES IN
 FUND BALANCE - BUDGET AND ACTUAL (NON-GAAP BUDGETARY BASIS)
 RAILROAD GRADE CROSSING
 FOR THE YEAR ENDED DECEMBER 31, 2021

| | <u>Budgeted Amounts</u> | | | Variance with Final Budget Positive (Negative) |
|------------------------------------------|-------------------------|--------------|-----------------|-------------------------------------------------------------------|
| | <u>Original</u> | <u>Final</u> | <u>Actual</u> | |
| Revenues: | | | | |
| Fines and forfeitures | \$ - | \$ - | \$ 30 | \$ 30 |
| Total revenues | <u>-</u> | <u>-</u> | <u>30</u> | <u>30</u> |
| Expenditures: | | | | |
| Current: | | | | |
| General government: | | | | |
| Legislative and executive: | | | | |
| Contractual services | 3,400 | 3,400 | - | 3,400 |
| Total expenditures | <u>3,400</u> | <u>3,400</u> | <u>-</u> | <u>3,400</u> |
| Net change in fund balance | (3,400) | (3,400) | 30 | 3,430 |
| Fund balance at beginning of year | <u>3,400</u> | <u>3,400</u> | <u>3,400</u> | <u>-</u> |
| Fund balance at end of year | <u>\$ -</u> | <u>\$ -</u> | <u>\$ 3,430</u> | <u>\$ 3,430</u> |

UNION COUNTY, OHIO

SCHEDULE OF REVENUES, EXPENDITURES, AND CHANGES IN
 FUND BALANCE - BUDGET AND ACTUAL (NON-GAAP BUDGETARY BASIS)
 LAW LIBRARY
 FOR THE YEAR ENDED DECEMBER 31, 2021

| | <u>Budgeted Amounts</u> | | | Variance with Final Budget Positive (Negative) |
|---------------------------------------------|-------------------------|-------------------|-------------------|-------------------------------------------------------------------|
| | <u>Original</u> | <u>Final</u> | <u>Actual</u> | |
| Revenues: | | | | |
| Charges for services | \$ 5,250 | \$ 5,250 | \$ 6,790 | \$ 1,540 |
| Fines and forfeitures | 150,000 | 150,000 | 138,656 | (11,344) |
| Other | 7,500 | 7,500 | 7,031 | (469) |
| Total revenues | <u>162,750</u> | <u>162,750</u> | <u>152,477</u> | <u>(10,273)</u> |
| Expenditures: | | | | |
| Current: | | | | |
| General government: | | | | |
| Judicial: | | | | |
| Personal services | 23,900 | 23,900 | 21,975 | 1,925 |
| Materials and supplies | 1,000 | 1,000 | 512 | 488 |
| Contractual services | 151,789 | 142,148 | 138,972 | 3,176 |
| Total expenditures | <u>176,689</u> | <u>167,048</u> | <u>161,459</u> | <u>5,589</u> |
| Net change in fund balance | (13,939) | (4,298) | (8,982) | (4,684) |
| Fund balance at beginning of year | 135,864 | 135,864 | 135,864 | - |
| Prior year encumbrances appropriated | <u>21,789</u> | <u>21,789</u> | <u>21,789</u> | <u>-</u> |
| Fund balance at end of year | <u>\$ 143,714</u> | <u>\$ 153,355</u> | <u>\$ 148,671</u> | <u>\$ (4,684)</u> |

UNION COUNTY, OHIO

SCHEDULE OF REVENUES, EXPENDITURES, AND CHANGES IN
 FUND BALANCE - BUDGET AND ACTUAL (NON-GAAP BUDGETARY BASIS)
 PROBATE COURT CONDUCT OF BUSINESS
 FOR THE YEAR ENDED DECEMBER 31, 2021

| | <u>Budgeted Amounts</u> | | | Variance with Final Budget Positive (Negative) |
|------------------------------------------|-------------------------|-----------------|-----------------|-------------------------------------------------------------------|
| | <u>Original</u> | <u>Final</u> | <u>Actual</u> | |
| Revenues: | | | | |
| Charges for services | \$ 320 | \$ 320 | \$ 274 | \$ (46) |
| Total revenues | <u>320</u> | <u>320</u> | <u>274</u> | <u>(46)</u> |
| Expenditures: | | | | |
| Current: | | | | |
| General government: | | | | |
| Judicial: | | | | |
| Capital outlay | 1,000 | 1,000 | - | 1,000 |
| Total expenditures | <u>1,000</u> | <u>1,000</u> | <u>-</u> | <u>1,000</u> |
| Net change in fund balance | (680) | (680) | 274 | 954 |
| Fund balance at beginning of year | <u>9,668</u> | <u>9,668</u> | <u>9,668</u> | <u>-</u> |
| Fund balance at end of year | <u>\$ 8,988</u> | <u>\$ 8,988</u> | <u>\$ 9,942</u> | <u>\$ 954</u> |

UNION COUNTY, OHIO

SCHEDULE OF REVENUES, EXPENDITURES, AND CHANGES IN
 FUND BALANCE - BUDGET AND ACTUAL (NON-GAAP BUDGETARY BASIS)
 INDIGENT GUARDIANSHIP
 FOR THE YEAR ENDED DECEMBER 31, 2021

| | <u>Budgeted Amounts</u> | | | <u>Variance with Final Budget Positive (Negative)</u> |
|------------------------------------------|-------------------------|--------------|-----------------|-------------------------------------------------------------------|
| | <u>Original</u> | <u>Final</u> | <u>Actual</u> | |
| Revenues: | | | | |
| Charges for services | \$ 6,500 | \$ 6,500 | \$ 6,131 | \$ (369) |
| Total revenues | <u>6,500</u> | <u>6,500</u> | <u>6,131</u> | <u>(369)</u> |
| Expenditures: | | | | |
| Current: | | | | |
| General government: | | | | |
| Judicial: | | | | |
| Contractual services | 7,214 | 7,214 | 4,123 | 3,091 |
| Total expenditures | <u>7,214</u> | <u>7,214</u> | <u>4,123</u> | <u>3,091</u> |
| Net change in fund balance | (714) | (714) | 2,008 | 2,722 |
| Fund balance at beginning of year | <u>715</u> | <u>715</u> | <u>715</u> | <u>-</u> |
| Fund balance at end of year | <u>\$ 1</u> | <u>\$ 1</u> | <u>\$ 2,723</u> | <u>\$ 2,722</u> |

UNION COUNTY, OHIO

SCHEDULE OF REVENUES, EXPENDITURES, AND CHANGES IN
 FUND BALANCE - BUDGET AND ACTUAL (NON-GAAP BUDGETARY BASIS)
 PROBATE AND JUVENILE SPECIAL PROJECTS
 FOR THE YEAR ENDED DECEMBER 31, 2021

| | <u>Budgeted Amounts</u> | | | Variance with Final Budget Positive (Negative) |
|------------------------------------------|-------------------------|------------------|------------------|-------------------------------------------------------------------|
| | <u>Original</u> | <u>Final</u> | <u>Actual</u> | |
| Revenues: | | | | |
| Charges for services | \$ 3,500 | \$ 3,500 | \$ 4,429 | \$ 929 |
| Total revenues | <u>3,500</u> | <u>3,500</u> | <u>4,429</u> | <u>929</u> |
| Expenditures: | | | | |
| Current: | | | | |
| General government: | | | | |
| Judicial: | | | | |
| Other | 5,000 | 5,000 | - | 5,000 |
| Total expenditures | <u>5,000</u> | <u>5,000</u> | <u>-</u> | <u>5,000</u> |
| Net change in fund balance | (1,500) | (1,500) | 4,429 | 5,929 |
| Fund balance at beginning of year | <u>25,582</u> | <u>25,582</u> | <u>25,582</u> | <u>-</u> |
| Fund balance at end of year | <u>\$ 24,082</u> | <u>\$ 24,082</u> | <u>\$ 30,011</u> | <u>\$ 5,929</u> |

UNION COUNTY, OHIO

SCHEDULE OF REVENUES, EXPENDITURES, AND CHANGES IN
 FUND BALANCE - BUDGET AND ACTUAL (NON-GAAP BUDGETARY BASIS)
 COMMON PLEAS SPECIAL PROJECTS
 FOR THE YEAR ENDED DECEMBER 31, 2021

| | <u>Budgeted Amounts</u> | | | Variance with Final Budget Positive (Negative) |
|---------------------------------------------|-------------------------|-------------------|-------------------|-------------------------------------------------------------------|
| | <u>Original</u> | <u>Final</u> | <u>Actual</u> | |
| Revenues: | | | | |
| Charges for services | \$ 75,000 | \$ 75,000 | \$ 69,233 | \$ (5,767) |
| Intergovernmental | - | - | 23,008 | 23,008 |
| Other | - | - | 50,000 | 50,000 |
| Total revenues | <u>75,000</u> | <u>75,000</u> | <u>142,241</u> | <u>67,241</u> |
| Expenditures: | | | | |
| Current: | | | | |
| General government: | | | | |
| Judicial: | | | | |
| Personal services | 96,526 | 96,526 | 59,479 | 37,047 |
| Other | 193,134 | 191,255 | 115,154 | 76,101 |
| Total expenditures | <u>289,660</u> | <u>287,781</u> | <u>174,633</u> | <u>113,148</u> |
| Net change in fund balance | (214,660) | (212,781) | (32,392) | 180,389 |
| Fund balance at beginning of year | 427,680 | 427,680 | 427,680 | - |
| Prior year encumbrances appropriated | <u>4,134</u> | <u>4,134</u> | <u>4,134</u> | <u>-</u> |
| Fund balance at end of year | <u>\$ 217,154</u> | <u>\$ 219,033</u> | <u>\$ 399,422</u> | <u>\$ 180,389</u> |

UNION COUNTY, OHIO

SCHEDULE OF REVENUES, EXPENDITURES, AND CHANGES IN
 FUND BALANCE - BUDGET AND ACTUAL (NON-GAAP BUDGETARY BASIS)
 CLERK OF COURTS COMPUTERIZATION
 FOR THE YEAR ENDED DECEMBER 31, 2021

| | <u>Budgeted Amounts</u> | | | Variance with Final Budget Positive (Negative) |
|------------------------------------------|-------------------------|-------------------|-------------------|-------------------------------------------------------------------|
| | <u>Original</u> | <u>Final</u> | <u>Actual</u> | |
| Revenues: | | | | |
| Charges for services | \$ 15,000 | \$ 15,000 | \$ 16,901 | \$ 1,901 |
| Total revenues | <u>15,000</u> | <u>15,000</u> | <u>16,901</u> | <u>1,901</u> |
| Net change in fund balance | 15,000 | 15,000 | 16,901 | 1,901 |
| Fund balance at beginning of year | <u>151,229</u> | <u>151,229</u> | <u>151,229</u> | <u>-</u> |
| Fund balance at end of year | <u>\$ 166,229</u> | <u>\$ 166,229</u> | <u>\$ 168,130</u> | <u>\$ 1,901</u> |

UNION COUNTY, OHIO

SCHEDULE OF REVENUES, EXPENDITURES, AND CHANGES IN
 FUND BALANCE - BUDGET AND ACTUAL (NON-GAAP BUDGETARY BASIS)
 PROBATE AND JUVENILE COURT COMPUTER
 FOR THE YEAR ENDED DECEMBER 31, 2021

| | <u>Budgeted Amounts</u> | | | Variance with Final Budget Positive (Negative) |
|------------------------------------------|-------------------------|------------------|------------------|-------------------------------------------------------------------|
| | <u>Original</u> | <u>Final</u> | <u>Actual</u> | |
| Revenues: | | | | |
| Charges for services | \$ 8,000 | \$ 8,000 | \$ 10,395 | \$ 2,395 |
| Total revenues | <u>8,000</u> | <u>8,000</u> | <u>10,395</u> | <u>2,395</u> |
| Expenditures: | | | | |
| Current: | | | | |
| General government: | | | | |
| Judicial: | | | | |
| Other | 15,000 | 15,000 | - | 15,000 |
| Total expenditures | <u>15,000</u> | <u>15,000</u> | <u>-</u> | <u>15,000</u> |
| Net change in fund balance | (7,000) | (7,000) | 10,395 | 17,395 |
| Fund balance at beginning of year | <u>23,703</u> | <u>23,703</u> | <u>23,703</u> | <u>-</u> |
| Fund balance at end of year | <u>\$ 16,703</u> | <u>\$ 16,703</u> | <u>\$ 34,098</u> | <u>\$ 17,395</u> |

UNION COUNTY, OHIO

SCHEDULE OF REVENUES, EXPENDITURES, AND CHANGES IN
 FUND BALANCE - BUDGET AND ACTUAL (NON-GAAP BUDGETARY BASIS)
 PROBATE AND JUVENILE COURT COMPUTER RESEARCH
 FOR THE YEAR ENDED DECEMBER 31, 2021

| | <u>Budgeted Amounts</u> | | | Variance with Final Budget Positive (Negative) |
|------------------------------------------|-------------------------|------------------|------------------|-------------------------------------------------------------------|
| | <u>Original</u> | <u>Final</u> | <u>Actual</u> | |
| Revenues: | | | | |
| Charges for services | \$ 2,000 | \$ 2,000 | \$ 1,914 | \$ (86) |
| Total revenues | <u>2,000</u> | <u>2,000</u> | <u>1,914</u> | <u>(86)</u> |
| Expenditures: | | | | |
| Current: | | | | |
| General government: | | | | |
| Judicial: | | | | |
| Other | 5,000 | 5,000 | - | 5,000 |
| Total expenditures | <u>5,000</u> | <u>5,000</u> | <u>-</u> | <u>5,000</u> |
| Net change in fund balance | (3,000) | (3,000) | 1,914 | 4,914 |
| Fund balance at beginning of year | <u>23,262</u> | <u>23,262</u> | <u>23,262</u> | <u>-</u> |
| Fund balance at end of year | <u>\$ 20,262</u> | <u>\$ 20,262</u> | <u>\$ 25,176</u> | <u>\$ 4,914</u> |

UNION COUNTY, OHIO

SCHEDULE OF REVENUES, EXPENDITURES, AND CHANGES IN
 FUND BALANCE - BUDGET AND ACTUAL (NON-GAAP BUDGETARY BASIS)
 JUVENILE COURT INDIGENT OFFENDERS
 FOR THE YEAR ENDED DECEMBER 31, 2021

| | <u>Budgeted Amounts</u> | | | Variance with Final Budget Positive (Negative) |
|------------------------------------------|-------------------------|-----------------|-----------------|-------------------------------------------------------------------|
| | <u>Original</u> | <u>Final</u> | <u>Actual</u> | |
| Revenues: | | | | |
| Charges for services | \$ 500 | \$ 500 | \$ 519 | \$ 19 |
| Total revenues | <u>500</u> | <u>500</u> | <u>519</u> | <u>19</u> |
| Net change in fund balance | 500 | 500 | 519 | 19 |
| Fund balance at beginning of year | <u>5,630</u> | <u>5,630</u> | <u>5,630</u> | <u>-</u> |
| Fund balance at end of year | <u>\$ 6,130</u> | <u>\$ 6,130</u> | <u>\$ 6,149</u> | <u>\$ 19</u> |

UNION COUNTY, OHIO

SCHEDULE OF REVENUES, EXPENDITURES, AND CHANGES IN
 FUND BALANCE - BUDGET AND ACTUAL (NON-GAAP BUDGETARY BASIS)
 COUNTY INDIGENT DRIVER
 FOR THE YEAR ENDED DECEMBER 31, 2021

| | <u>Budgeted Amounts</u> | | | Variance with Final Budget Positive (Negative) |
|------------------------------------------|-------------------------|------------------------|------------------------|-------------------------------------------------------------------|
| | <u>Original</u> | <u>Final</u> | <u>Actual</u> | |
| Revenues: | | | | |
| Fines and forfeitures | \$ 240 | \$ 240 | \$ 58 | \$ (182) |
| Total revenues | <u>240</u> | <u>240</u> | <u>58</u> | <u>(182)</u> |
| Net change in fund balance | 240 | 240 | 58 | (182) |
| Fund balance at beginning of year | <u>2,045</u> | <u>2,045</u> | <u>2,045</u> | <u>-</u> |
| Fund balance at end of year | <u><u>\$ 2,285</u></u> | <u><u>\$ 2,285</u></u> | <u><u>\$ 2,103</u></u> | <u><u>\$ (182)</u></u> |

UNION COUNTY, OHIO

SCHEDULE OF REVENUES, EXPENDITURES, AND CHANGES IN
 FUND BALANCE - BUDGET AND ACTUAL (NON-GAAP BUDGETARY BASIS)
 DISPUTE RESOLUTION
 FOR THE YEAR ENDED DECEMBER 31, 2021

| | <u>Budgeted Amounts</u> | | | Variance with Final Budget Positive (Negative) |
|------------------------------------------|-------------------------|-------------------|-------------------|-------------------------------------------------------------------|
| | <u>Original</u> | <u>Final</u> | <u>Actual</u> | |
| Revenues: | | | | |
| Charges for services | \$ 24,000 | \$ 24,000 | \$ 25,957 | \$ 1,957 |
| Total revenues | <u>24,000</u> | <u>24,000</u> | <u>25,957</u> | <u>1,957</u> |
| Expenditures: | | | | |
| Current: | | | | |
| General government: | | | | |
| Judicial: | | | | |
| Other | 24,000 | 24,000 | 21,788 | 2,212 |
| Total expenditures | <u>24,000</u> | <u>24,000</u> | <u>21,788</u> | <u>2,212</u> |
| Excess of revenues over expenditures | <u>-</u> | <u>-</u> | <u>4,169</u> | <u>4,169</u> |
| Other financing uses: | | | | |
| Transfers out | (10,000) | (10,000) | - | 10,000 |
| Total other financing uses | <u>(10,000)</u> | <u>(10,000)</u> | <u>-</u> | <u>10,000</u> |
| Net change in fund balance | (10,000) | (10,000) | 4,169 | 14,169 |
| Fund balance at beginning of year | <u>138,495</u> | <u>138,495</u> | <u>138,495</u> | <u>-</u> |
| Fund balance at end of year | <u>\$ 128,495</u> | <u>\$ 128,495</u> | <u>\$ 142,664</u> | <u>\$ 14,169</u> |

UNION COUNTY, OHIO

SCHEDULE OF REVENUES, EXPENDITURES, AND CHANGES IN
 FUND BALANCE - BUDGET AND ACTUAL (NON-GAAP BUDGETARY BASIS)
 CP ADDICTION GRANT
 FOR THE YEAR ENDED DECEMBER 31, 2021

| | <u>Budgeted Amounts</u> | | | Variance with Final Budget Positive (Negative) |
|------------------------------------------|-------------------------|------------------|------------------|-------------------------------------------------------------------|
| | <u>Original</u> | <u>Final</u> | <u>Actual</u> | |
| Revenues: | | | | |
| Intergovernmental | \$ 37,661 | \$ 37,661 | \$ 55,000 | \$ 17,339 |
| Total revenues | <u>37,661</u> | <u>37,661</u> | <u>55,000</u> | <u>17,339</u> |
| Expenditures: | | | | |
| Current: | | | | |
| General government: | | | | |
| Judicial: | | | | |
| Contract services | 50,000 | 50,000 | 50,000 | - |
| Total expenditures | <u>50,000</u> | <u>50,000</u> | <u>50,000</u> | <u>-</u> |
| Net change in fund balance | (12,339) | (12,339) | 5,000 | 17,339 |
| Fund balance at beginning of year | <u>64,322</u> | <u>64,322</u> | <u>64,322</u> | <u>-</u> |
| Fund balance at end of year | <u>\$ 51,983</u> | <u>\$ 51,983</u> | <u>\$ 69,322</u> | <u>\$ 17,339</u> |

UNION COUNTY, OHIO

SCHEDULE OF REVENUES, EXPENDITURES, AND CHANGES IN
 FUND BALANCE - BUDGET AND ACTUAL (NON-GAAP BUDGETARY BASIS)
 CP PROBATION SERVICES
 FOR THE YEAR ENDED DECEMBER 31, 2021

| | <u>Budgeted Amounts</u> | | | Variance with Final Budget Positive (Negative) |
|------------------------------------------|-------------------------|------------------|-------------------|-------------------------------------------------------------------|
| | <u>Original</u> | <u>Final</u> | <u>Actual</u> | |
| Revenues: | | | | |
| Charges for services | \$ 14,000 | \$ 14,000 | \$ 38,472 | \$ 24,472 |
| Total revenues | <u>14,000</u> | <u>14,000</u> | <u>38,472</u> | <u>24,472</u> |
| Expenditures: | | | | |
| Current: | | | | |
| General government: | | | | |
| Judicial: | | | | |
| Materials and supplies | 5,000 | 5,000 | 441 | 4,559 |
| Contract services | 7,700 | 7,700 | 7,689 | 11 |
| Other | 1,600 | 1,600 | 100 | 1,500 |
| Total expenditures | <u>14,300</u> | <u>14,300</u> | <u>8,230</u> | <u>6,070</u> |
| Net change in fund balance | (300) | (300) | 30,242 | 30,542 |
| Fund balance at beginning of year | <u>91,249</u> | <u>91,249</u> | <u>91,249</u> | <u>-</u> |
| Fund balance at end of year | <u>\$ 90,949</u> | <u>\$ 90,949</u> | <u>\$ 121,491</u> | <u>\$ 30,542</u> |

UNION COUNTY, OHIO

SCHEDULE OF REVENUES, EXPENDITURES, AND CHANGES IN
 FUND BALANCE - BUDGET AND ACTUAL (NON-GAAP BUDGETARY BASIS)
 TARGETED COMMUNITY ALTERNATIVE
 FOR THE YEAR ENDED DECEMBER 31, 2021

| | <u>Budgeted Amounts</u> | | | Variance with Final Budget Positive (Negative) |
|---------------------------------------------|-------------------------|------------------|-------------------|-------------------------------------------------------------------|
| | <u>Original</u> | <u>Final</u> | <u>Actual</u> | |
| Revenues: | | | | |
| Intergovernmental | \$ 94,048 | \$ 94,048 | \$ 129,748 | \$ 35,700 |
| Total revenues | <u>94,048</u> | <u>94,048</u> | <u>129,748</u> | <u>35,700</u> |
| Expenditures: | | | | |
| Current: | | | | |
| General government: | | | | |
| Judicial: | | | | |
| Personal services | 88,204 | 92,261 | 87,545 | 4,716 |
| Materials and supplies | 5,000 | 5,000 | 4,820 | 180 |
| Capital Outlay | 7,742 | 7,742 | 7,742 | - |
| Contract services | 20,000 | 15,943 | 5,670 | 10,273 |
| Total expenditures | <u>120,946</u> | <u>120,946</u> | <u>105,777</u> | <u>15,169</u> |
| Net change in fund balance | (26,898) | (26,898) | 23,971 | 20,531 |
| Fund balance at beginning of year | 74,465 | 74,465 | 74,465 | - |
| Prior year encumbrances appropriated | <u>7,742</u> | <u>7,742</u> | <u>7,742</u> | <u>-</u> |
| Fund balance at end of year | <u>\$ 55,309</u> | <u>\$ 55,309</u> | <u>\$ 106,178</u> | <u>\$ 20,531</u> |

UNION COUNTY, OHIO

SCHEDULE OF REVENUES, EXPENDITURES, AND CHANGES IN
 FUND BALANCE - BUDGET AND ACTUAL (NON-GAAP BUDGETARY BASIS)
 CCA GRANT
 FOR THE YEAR ENDED DECEMBER 31, 2021

| | <u>Budgeted Amounts</u> | | | Variance with Final Budget Positive (Negative) |
|------------------------------------------|-------------------------|---------------|------------------|-------------------------------------------------------------------|
| | <u>Original</u> | <u>Final</u> | <u>Actual</u> | |
| Revenues: | | | | |
| Intergovernmental | \$ - | \$ 75,468 | \$ 75,468 | \$ - |
| Total revenues | <u>-</u> | <u>75,468</u> | <u>75,468</u> | <u>-</u> |
| Expenditures: | | | | |
| Current: | | | | |
| General government: | | | | |
| Judicial: | | | | |
| Personal services | - | 75,468 | 62,243 | 13,225 |
| Total expenditures | <u>-</u> | <u>75,468</u> | <u>62,243</u> | <u>13,225</u> |
| Net change in fund balance | - | - | 13,225 | 13,225 |
| Fund balance at beginning of year | <u>-</u> | <u>-</u> | <u>-</u> | <u>-</u> |
| Fund balance at end of year | <u>\$ -</u> | <u>\$ -</u> | <u>\$ 13,225</u> | <u>\$ 13,225</u> |

UNION COUNTY, OHIO

SCHEDULE OF REVENUES, EXPENDITURES, AND CHANGES IN
 FUND BALANCE - BUDGET AND ACTUAL (NON-GAAP BUDGETARY BASIS)
 PROBATION SERVICES GRANT
 FOR THE YEAR ENDED DECEMBER 31, 2021

| | <u>Budgeted Amounts</u> | | | Variance with Final Budget Positive (Negative) |
|------------------------------------------|-------------------------|-------------------------|-------------------------|-------------------------------------------------------------------|
| | <u>Original</u> | <u>Final</u> | <u>Actual</u> | |
| Revenues: | | | | |
| Intergovernmental | \$ - | \$ 375,000 | \$ 375,000 | \$ - |
| Total revenues | <u>-</u> | <u>375,000</u> | <u>375,000</u> | <u>-</u> |
| Expenditures: | | | | |
| Current: | | | | |
| General government: | | | | |
| Judicial: | | | | |
| Personal services | - | 254,552 | 252,980 | 1,572 |
| Contract services | - | 40,000 | 25,165 | 14,835 |
| Total expenditures | <u>-</u> | <u>294,552</u> | <u>278,145</u> | <u>16,407</u> |
| Net change in fund balance | - | 80,448 | 96,855 | 16,407 |
| Fund balance at beginning of year | <u>-</u> | <u>-</u> | <u>-</u> | <u>-</u> |
| Fund balance at end of year | <u><u>\$ -</u></u> | <u><u>\$ 80,448</u></u> | <u><u>\$ 96,855</u></u> | <u><u>\$ 16,407</u></u> |

UNION COUNTY, OHIO

SCHEDULE OF REVENUES, EXPENDITURES, AND CHANGES IN
 FUND BALANCE - BUDGET AND ACTUAL (NON-GAAP BUDGETARY BASIS)
 ECONOMIC DEVELOPMENT
 FOR THE YEAR ENDED DECEMBER 31, 2021

| | <u>Budgeted Amounts</u> | | | Variance with Final Budget Positive (Negative) |
|------------------------------------------|-------------------------|------------------|------------------|-------------------------------------------------------------------|
| | <u>Original</u> | <u>Final</u> | <u>Actual</u> | |
| Revenues: | | | | |
| Charges for services | \$ 174,272 | \$ 174,272 | \$ 174,272 | \$ - |
| Total revenues | <u>174,272</u> | <u>174,272</u> | <u>174,272</u> | <u>-</u> |
| Expenditures: | | | | |
| Current: | | | | |
| Economic development: | | | | |
| Personal services | 129,840 | 132,736 | 132,661 | 75 |
| Contractual services | 215,580 | 218,033 | 218,032 | 1 |
| Total expenditures | <u>345,420</u> | <u>350,769</u> | <u>350,693</u> | <u>76</u> |
| Excess of expenditures over revenues | <u>(171,148)</u> | <u>(176,497)</u> | <u>(176,421)</u> | <u>(76)</u> |
| Other financing sources: | | | | |
| Transfers in | 174,274 | 174,274 | 174,274 | - |
| Total other financing sources | <u>174,274</u> | <u>174,274</u> | <u>174,274</u> | <u>-</u> |
| Net change in fund balance | 3,126 | (2,223) | (2,147) | 76 |
| Fund balance at beginning of year | <u>13,712</u> | <u>13,712</u> | <u>13,712</u> | <u>-</u> |
| Fund balance at end of year | <u>\$ 16,838</u> | <u>\$ 11,489</u> | <u>\$ 11,565</u> | <u>\$ 76</u> |

UNION COUNTY, OHIO

SCHEDULE OF REVENUES, EXPENDITURES, AND CHANGES IN
 FUND BALANCE - BUDGET AND ACTUAL (NON-GAAP BUDGETARY BASIS)
 CONVENTION AND TOURIST BUREAU
 FOR THE YEAR ENDED DECEMBER 31, 2021

| | <u>Budgeted Amounts</u> | | | Variance with Final Budget Positive (Negative) |
|---------------------------------------------|-------------------------|-------------------|-------------------|-------------------------------------------------------------------|
| | <u>Original</u> | <u>Final</u> | <u>Actual</u> | |
| Revenues: | | | | |
| Property and other local taxes | \$ 140,000 | \$ 140,000 | \$ 144,900 | \$ 4,900 |
| Total revenues | <u>140,000</u> | <u>140,000</u> | <u>144,900</u> | <u>4,900</u> |
| Expenditures: | | | | |
| Current: | | | | |
| Economic development: | | | | |
| Contractual services | <u>227,575</u> | <u>214,075</u> | <u>151,678</u> | <u>62,397</u> |
| Total expenditures | <u>227,575</u> | <u>214,075</u> | <u>151,678</u> | <u>62,397</u> |
| Net change in fund balance | (87,575) | (74,075) | (6,778) | 67,297 |
| Fund balance at beginning of year | 378,191 | 378,191 | 378,191 | - |
| Prior year encumbrances appropriated | <u>13,500</u> | <u>13,500</u> | <u>13,500</u> | - |
| Fund balance at end of year | <u>\$ 304,116</u> | <u>\$ 317,616</u> | <u>\$ 384,913</u> | <u>\$ 67,297</u> |

UNION COUNTY, OHIO

SCHEDULE OF REVENUES, EXPENDITURES, AND CHANGES IN
 FUND BALANCE - BUDGET AND ACTUAL (NON-GAAP BUDGETARY BASIS)
 DUI
 FOR THE YEAR ENDED DECEMBER 31, 2021

| | <u>Budgeted Amounts</u> | | | Variance with Final Budget Positive (Negative) |
|------------------------------------------|-------------------------|-----------------|-----------------|-------------------------------------------------------------------|
| | <u>Original</u> | <u>Final</u> | <u>Actual</u> | |
| Revenues: | | | | |
| Charges for services | \$ 200 | \$ 200 | \$ 242 | \$ 42 |
| Fines and forfeitures | 400 | 400 | 881 | 481 |
| Other | 1,050 | 1,050 | 581 | (469) |
| Total revenues | <u>1,650</u> | <u>1,650</u> | <u>1,704</u> | <u>54</u> |
| Expenditures: | | | | |
| Current: | | | | |
| Public safety: | | | | |
| Personal services | 4,239 | 4,239 | 702 | 3,537 |
| Materials and supplies | 200 | 200 | - | 200 |
| Contractual services | 100 | 100 | - | 100 |
| Total expenditures | <u>4,539</u> | <u>4,539</u> | <u>702</u> | <u>3,837</u> |
| Net change in fund balance | (2,889) | (2,889) | 1,002 | 3,891 |
| Fund balance at beginning of year | <u>5,531</u> | <u>5,531</u> | <u>5,531</u> | <u>-</u> |
| Fund balance at end of year | <u>\$ 2,642</u> | <u>\$ 2,642</u> | <u>\$ 6,533</u> | <u>\$ 3,891</u> |

UNION COUNTY, OHIO

SCHEDULE OF REVENUES, EXPENDITURES, AND CHANGES IN
FUND BALANCE - BUDGET AND ACTUAL (NON-GAAP BUDGETARY BASIS)
FORFEITURES
FOR THE YEAR ENDED DECEMBER 31, 2021

| | <u>Budgeted Amounts</u> | | | <u>Variance with Final Budget Positive (Negative)</u> |
|------------------------------------------|-------------------------|----------------------|----------------------|-------------------------------------------------------------------|
| | <u>Original</u> | <u>Final</u> | <u>Actual</u> | |
| Fund balance at beginning of year | <u>\$ 929</u> | <u>\$ 929</u> | <u>\$ 929</u> | <u>\$ -</u> |
| Fund balance at end of year | <u><u>\$ 929</u></u> | <u><u>\$ 929</u></u> | <u><u>\$ 929</u></u> | <u><u>\$ -</u></u> |

UNION COUNTY, OHIO

SCHEDULE OF REVENUES, EXPENDITURES, AND CHANGES IN
 FUND BALANCE - BUDGET AND ACTUAL (NON-GAAP BUDGETARY BASIS)
 SHERIFF CCW ROTARY
 FOR THE YEAR ENDED DECEMBER 31, 2021

| | <u>Budgeted Amounts</u> | | | Variance with Final Budget Positive (Negative) |
|---------------------------------------------|-------------------------|-------------------|-------------------|-------------------------------------------------------------------|
| | <u>Original</u> | <u>Final</u> | <u>Actual</u> | |
| Revenues: | | | | |
| Charges for services | \$ 39,130 | \$ 39,130 | \$ 98,569 | \$ 59,439 |
| Total revenues | <u>39,130</u> | <u>39,130</u> | <u>98,569</u> | <u>59,439</u> |
| Expenditures: | | | | |
| Current: | | | | |
| Public safety: | | | | |
| Personal services | 28,884 | 31,677 | 31,257 | 420 |
| Materials and supplies | 3,271 | 4,771 | 3,507 | 1,264 |
| Contractual services | 24,380 | 44,380 | 39,324 | 5,056 |
| Capital outlay | 1,000 | - | - | - |
| Other | 500 | - | - | - |
| Total expenditures | <u>58,035</u> | <u>80,828</u> | <u>74,088</u> | <u>6,740</u> |
| Net change in fund balance | (18,905) | (41,698) | 24,481 | 66,179 |
| Fund balance at beginning of year | 192,623 | 192,623 | 192,623 | - |
| Prior year encumbrances appropriated | <u>271</u> | <u>271</u> | <u>271</u> | <u>-</u> |
| Fund balance at end of year | <u>\$ 173,989</u> | <u>\$ 151,196</u> | <u>\$ 217,375</u> | <u>\$ 66,179</u> |

UNION COUNTY, OHIO

SCHEDULE OF REVENUES, EXPENDITURES, AND CHANGES IN
 FUND BALANCE - BUDGET AND ACTUAL (NON-GAAP BUDGETARY BASIS)
 LAW ENFORCEMENT GRANTS
 FOR THE YEAR ENDED DECEMBER 31, 2021

| | <u>Budgeted Amounts</u> | | <u>Actual</u> | <u>Variance with Final Budget Positive (Negative)</u> |
|------------------------------------------|-------------------------|------------------|------------------|-------------------------------------------------------------------|
| | <u>Original</u> | <u>Final</u> | | |
| Expenditures: | | | | |
| Current: | | | | |
| Public safety: | | | | |
| Materials and supplies | \$ 5,000 | \$ 5,000 | \$ - | \$ 5,000 |
| Contractual services | 1,000 | 1,000 | - | 1,000 |
| Other | 9,000 | 9,000 | - | 9,000 |
| Total expenditures | <u>15,000</u> | <u>15,000</u> | <u>-</u> | <u>15,000</u> |
| Net change in fund balance | (15,000) | (15,000) | - | 15,000 |
| Fund balance at beginning of year | <u>50,786</u> | <u>50,786</u> | <u>50,786</u> | <u>-</u> |
| Fund balance at end of year | <u>\$ 35,786</u> | <u>\$ 35,786</u> | <u>\$ 50,786</u> | <u>\$ 15,000</u> |

UNION COUNTY, OHIO

SCHEDULE OF REVENUES, EXPENDITURES, AND CHANGES IN
 FUND BALANCE - BUDGET AND ACTUAL (NON-GAAP BUDGETARY BASIS)
 SHERIFF POLICING ROTARY
 FOR THE YEAR ENDED DECEMBER 31, 2021

| | <u>Budgeted Amounts</u> | | | Variance with Final Budget Positive (Negative) |
|---------------------------------------------|-------------------------|-------------------|-------------------|-------------------------------------------------------------------|
| | <u>Original</u> | <u>Final</u> | <u>Actual</u> | |
| Revenues: | | | | |
| Charges for services | \$ 47,500 | \$ 47,500 | \$ 49,950 | \$ 2,450 |
| Intergovernmental | 42,463 | 42,463 | 51,305 | 8,842 |
| Rental income | 2,200 | 2,200 | 4,200 | 2,000 |
| Other | 11,400 | 11,400 | 11,320 | (80) |
| Total revenues | <u>103,563</u> | <u>103,563</u> | <u>116,775</u> | <u>13,212</u> |
| Expenditures: | | | | |
| Current: | | | | |
| Public safety: | | | | |
| Personal services | 9,023 | 10,000 | 9,795 | 205 |
| Materials and supplies | 1,000 | 1,000 | 55 | 945 |
| Contractual services | 51,400 | 71,837 | 69,787 | 2,050 |
| Capital outlay | 33,614 | 31,177 | 31,177 | - |
| Total expenditures | <u>95,037</u> | <u>114,014</u> | <u>110,814</u> | <u>3,200</u> |
| Net change in fund balance | 8,526 | (10,451) | 5,961 | 16,412 |
| Fund balance at beginning of year | 131,563 | 131,563 | 131,563 | - |
| Prior year encumbrances appropriated | <u>1,114</u> | <u>1,114</u> | <u>1,114</u> | <u>-</u> |
| Fund balance at end of year | <u>\$ 141,203</u> | <u>\$ 122,226</u> | <u>\$ 138,638</u> | <u>\$ 16,412</u> |

UNION COUNTY, OHIO

SCHEDULE OF REVENUES, EXPENDITURES, AND CHANGES IN
 FUND BALANCE - BUDGET AND ACTUAL (NON-GAAP BUDGETARY BASIS)
 DARE COMMUNITY EDUCATION
 FOR THE YEAR ENDED DECEMBER 31, 2021

| | <u>Budgeted Amounts</u> | | | Variance with Final Budget Positive (Negative) |
|---------------------------------------------|-------------------------|------------------|------------------|-------------------------------------------------------------------|
| | <u>Original</u> | <u>Final</u> | <u>Actual</u> | |
| Revenues: | | | | |
| Intergovernmental | \$ 570 | \$ 570 | \$ 570 | \$ - |
| Contributions and donations | 14,000 | 14,000 | 15,351 | 1,351 |
| Other | - | - | 150 | 150 |
| Total revenues | <u>14,570</u> | <u>14,570</u> | <u>16,071</u> | <u>1,501</u> |
| Expenditures: | | | | |
| Current: | | | | |
| Public safety: | | | | |
| Materials and supplies | 9,427 | 9,427 | 7,066 | 2,361 |
| Contractual services | 1,500 | 1,500 | - | 1,500 |
| Capital outlay | 2,500 | 2,500 | - | 2,500 |
| Other | 6,000 | 6,000 | - | 6,000 |
| Total expenditures | <u>19,427</u> | <u>19,427</u> | <u>7,066</u> | <u>12,361</u> |
| Net change in fund balance | (4,857) | (4,857) | 9,005 | 13,862 |
| Fund balance at beginning of year | 23,909 | 23,909 | 23,909 | - |
| Prior year encumbrances appropriated | <u>1,927</u> | <u>1,927</u> | <u>1,927</u> | <u>-</u> |
| Fund balance at end of year | <u>\$ 20,979</u> | <u>\$ 20,979</u> | <u>\$ 34,841</u> | <u>\$ 13,862</u> |

UNION COUNTY, OHIO

SCHEDULE OF REVENUES, EXPENDITURES, AND CHANGES IN
 FUND BALANCE - BUDGET AND ACTUAL (NON-GAAP BUDGETARY BASIS)
 YOUTH SERVICES SUBSIDY
 FOR THE YEAR ENDED DECEMBER 31, 2021

| | <u>Budgeted Amounts</u> | | <u>Actual</u> | <u>Variance with</u> |
|------------------------------------------|-------------------------|------------------|-------------------|----------------------|
| | <u>Original</u> | <u>Final</u> | | <u>Final Budget</u> |
| | | | | <u>Positive</u> |
| | | | | <u>(Negative)</u> |
| Revenues: | | | | |
| Intergovernmental | \$ 185,739 | \$ 185,739 | \$ 217,425 | \$ 31,686 |
| Other | 150 | 150 | 98 | (52) |
| Total revenues | <u>185,889</u> | <u>185,889</u> | <u>217,523</u> | <u>31,634</u> |
| Expenditures: | | | | |
| Current: | | | | |
| Public safety: | | | | |
| Personal services | 59,527 | 159,527 | 112,127 | 47,400 |
| Materials and supplies | - | 8,700 | 2,500 | 6,200 |
| Contractual services | 169,000 | 269,790 | 81,371 | 188,419 |
| Other | 25,000 | 35,000 | 16,937 | 18,063 |
| Total expenditures | <u>253,527</u> | <u>473,017</u> | <u>212,935</u> | <u>260,082</u> |
| Net change in fund balance | (67,638) | (287,128) | 4,588 | 291,716 |
| Fund balance at beginning of year | <u>302,010</u> | <u>302,010</u> | <u>302,010</u> | <u>-</u> |
| Fund balance at end of year | <u>\$ 234,372</u> | <u>\$ 14,882</u> | <u>\$ 306,598</u> | <u>\$ 291,716</u> |

UNION COUNTY, OHIO

SCHEDULE OF REVENUES, EXPENDITURES, AND CHANGES IN
 FUND BALANCE - BUDGET AND ACTUAL (NON-GAAP BUDGETARY BASIS)
 9-1-1 EMERGENCY
 FOR THE YEAR ENDED DECEMBER 31, 2021

| | <u>Budgeted Amounts</u> | | | Variance with Final Budget Positive (Negative) |
|---------------------------------------------|-------------------------|---------------------|---------------------|-------------------------------------------------------------------|
| | <u>Original</u> | <u>Final</u> | <u>Actual</u> | |
| Revenues: | | | | |
| Property and other local taxes | \$ 1,454,999 | \$ 1,454,999 | \$ 1,582,745 | \$ 127,746 |
| Intergovernmental | 128,601 | 128,601 | 128,601 | - |
| Other | 123,473 | 123,473 | 135,534 | 12,061 |
| Total revenues | <u>1,707,073</u> | <u>1,707,073</u> | <u>1,846,880</u> | <u>139,807</u> |
| Expenditures: | | | | |
| Current: | | | | |
| Public safety: | | | | |
| Personal services | 1,342,313 | 1,342,313 | 1,132,572 | 209,741 |
| Materials and supplies | 7,100 | 7,100 | 6,599 | 501 |
| Contractual services | 233,472 | 233,472 | 203,035 | 30,437 |
| Capital outlay | 422,615 | 422,615 | 377,648 | 44,967 |
| Other | 7,210 | 7,150 | 6,435 | 715 |
| Total expenditures | <u>2,012,710</u> | <u>2,012,650</u> | <u>1,726,289</u> | <u>286,361</u> |
| Net change in fund balance | (305,637) | (305,577) | 120,591 | 426,168 |
| Fund balance at beginning of year | 2,925,876 | 2,925,876 | 2,925,876 | - |
| Prior year encumbrances appropriated | <u>60</u> | <u>60</u> | <u>60</u> | <u>-</u> |
| Fund balance at end of year | <u>\$ 2,620,299</u> | <u>\$ 2,620,359</u> | <u>\$ 3,046,527</u> | <u>\$ 426,168</u> |

UNION COUNTY, OHIO

SCHEDULE OF REVENUES, EXPENDITURES, AND CHANGES IN
 FUND BALANCE - BUDGET AND ACTUAL (NON-GAAP BUDGETARY BASIS)
 FEDERAL LETF
 FOR THE YEAR ENDED DECEMBER 31, 2021

| | <u>Budgeted Amounts</u> | | | Variance with Final Budget Positive (Negative) |
|------------------------------------------|-------------------------|-------------------|-------------------|-------------------------------------------------------------------|
| | <u>Original</u> | <u>Final</u> | <u>Actual</u> | |
| Revenues: | | | | |
| Investment income | \$ 850 | \$ 850 | \$ 516 | \$ (334) |
| Total revenues | <u>850</u> | <u>850</u> | <u>516</u> | <u>(334)</u> |
| Expenditures: | | | | |
| Current: | | | | |
| Public safety: | | | | |
| Capital outlay | 25,000 | 45,000 | 40,266 | 4,734 |
| Total expenditures | <u>25,000</u> | <u>45,000</u> | <u>40,266</u> | <u>4,734</u> |
| Net change in fund balance | (24,150) | (44,150) | (39,750) | 4,400 |
| Fund balance at beginning of year | <u>146,389</u> | <u>146,389</u> | <u>146,389</u> | <u>-</u> |
| Fund balance at end of year | <u>\$ 122,239</u> | <u>\$ 102,239</u> | <u>\$ 106,639</u> | <u>\$ 4,400</u> |

UNION COUNTY, OHIO

SCHEDULE OF REVENUES, EXPENDITURES, AND CHANGES IN
 FUND BALANCE - BUDGET AND ACTUAL (NON-GAAP BUDGETARY BASIS)
 LOCAL EMERGENCY PLANNING
 FOR THE YEAR ENDED DECEMBER 31, 2021

| | <u>Budgeted Amounts</u> | | | Variance with Final Budget Positive (Negative) |
|---------------------------------------------|-------------------------|------------------|------------------|-------------------------------------------------------------------|
| | <u>Original</u> | <u>Final</u> | <u>Actual</u> | |
| Revenues: | | | | |
| Intergovernmental | \$ 175,000 | \$ 32,994 | \$ 32,994 | \$ - |
| Total revenues | <u>175,000</u> | <u>32,994</u> | <u>32,994</u> | <u>-</u> |
| Expenditures: | | | | |
| Current: | | | | |
| Public safety: | | | | |
| Personal services | 9,797 | 9,797 | 9,614 | 183 |
| Materials and supplies | 10,250 | 8,074 | 1,210 | 6,864 |
| Contractual services | 15,000 | 8,500 | 7,084 | 1,416 |
| Capital outlay | 7,000 | 15,500 | 15,272 | 228 |
| Total expenditures | <u>42,047</u> | <u>41,871</u> | <u>33,180</u> | <u>8,691</u> |
| Net change in fund balance | 132,953 | (8,877) | (186) | 8,691 |
| Fund balance at beginning of year | 20,058 | 20,058 | 20,058 | - |
| Prior year encumbrances appropriated | <u>250</u> | <u>250</u> | <u>250</u> | <u>-</u> |
| Fund balance at end of year | <u>\$ 153,261</u> | <u>\$ 11,431</u> | <u>\$ 20,122</u> | <u>\$ 8,691</u> |

UNION COUNTY, OHIO

SCHEDULE OF REVENUES, EXPENDITURES, AND CHANGES IN
FUND BALANCE - BUDGET AND ACTUAL (NON-GAAP BUDGETARY BASIS)
JUVENILE TOBACCO
FOR THE YEAR ENDED DECEMBER 31, 2021

| | <u>Budgeted Amounts</u> | | | Variance with Final Budget Positive (Negative) |
|------------------------------------------|-------------------------|---------------|---------------|-------------------------------------------------------------------|
| | <u>Original</u> | <u>Final</u> | <u>Actual</u> | |
| Fund balance at beginning of year | \$ 455 | \$ 455 | \$ 455 | \$ - |
| Fund balance at end of year | <u>\$ 455</u> | <u>\$ 455</u> | <u>\$ 455</u> | <u>\$ -</u> |

UNION COUNTY, OHIO

SCHEDULE OF REVENUES, EXPENDITURES, AND CHANGES IN
 FUND BALANCE - BUDGET AND ACTUAL (NON-GAAP BUDGETARY BASIS)
 LAW ENFORCEMENT MEMORIAL
 FOR THE YEAR ENDED DECEMBER 31, 2021

| | <u>Budgeted Amounts</u> | | | Variance with Final Budget Positive (Negative) |
|------------------------------------------|-------------------------|-----------------|-----------------|-------------------------------------------------------------------|
| | <u>Original</u> | <u>Final</u> | <u>Actual</u> | |
| Revenues: | | | | |
| Contributions and donations | \$ - | \$ - | \$ 1,318 | \$ 1,318 |
| Total revenues | <u>-</u> | <u>-</u> | <u>1,318</u> | <u>1,318</u> |
| Expenditures: | | | | |
| Current: | | | | |
| Public safety | | | | |
| Materials and supplies | 300 | 400 | 345 | 55 |
| Contractual services | 300 | 200 | 125 | 75 |
| Total expenditures | <u>600</u> | <u>600</u> | <u>470</u> | <u>130</u> |
| Net change in fund balance | (600) | (600) | 848 | 1,448 |
| Fund balance at beginning of year | <u>4,400</u> | <u>4,400</u> | <u>4,400</u> | <u>-</u> |
| Fund balance at end of year | <u>\$ 3,800</u> | <u>\$ 3,800</u> | <u>\$ 5,248</u> | <u>\$ 1,448</u> |

UNION COUNTY, OHIO

SCHEDULE OF REVENUES, EXPENDITURES, AND CHANGES IN
 FUND BALANCE - BUDGET AND ACTUAL (NON-GAAP BUDGETARY BASIS)
 JUVENILE SPECIAL PROJECTS
 FOR THE YEAR ENDED DECEMBER 31, 2021

| | <u>Budgeted Amounts</u> | | | Variance with Final Budget Positive (Negative) |
|---------------------------------------------|-------------------------|------------------|-------------------|-------------------------------------------------------------------|
| | <u>Original</u> | <u>Final</u> | <u>Actual</u> | |
| Revenues: | | | | |
| Charges for services | \$ 8,000 | \$ 8,000 | \$ 9,822 | \$ 1,822 |
| Intergovernmental | 52,000 | 52,000 | 26,000 | (26,000) |
| Other | - | - | 3,226 | 3,226 |
| Total revenues | <u>60,000</u> | <u>60,000</u> | <u>39,048</u> | <u>(20,952)</u> |
| Expenditures: | | | | |
| Current: | | | | |
| Public safety: | | | | |
| Materials and supplies | 1,264 | 1,264 | - | 1,264 |
| Contract services | 86,898 | 85,778 | 45,900 | 39,878 |
| Other | 35,225 | 35,225 | 3,493 | 31,732 |
| Total expenditures | <u>123,387</u> | <u>122,267</u> | <u>49,393</u> | <u>72,874</u> |
| Net change in fund balance | (63,387) | (62,267) | (10,345) | 51,922 |
| Fund balance at beginning of year | 115,600 | 115,600 | 115,600 | - |
| Prior year encumbrances appropriated | <u>7,960</u> | <u>7,960</u> | <u>7,960</u> | <u>-</u> |
| Fund balance at end of year | <u>\$ 60,173</u> | <u>\$ 61,293</u> | <u>\$ 113,215</u> | <u>\$ 51,922</u> |

UNION COUNTY, OHIO

SCHEDULE OF REVENUES, EXPENDITURES, AND CHANGES IN
 FUND BALANCE - BUDGET AND ACTUAL (NON-GAAP BUDGETARY BASIS)
 VOCA GRANT
 FOR THE YEAR ENDED DECEMBER 31, 2021

| | <u>Budgeted Amounts</u> | | | Variance with Final Budget Positive (Negative) |
|---------------------------------------------|-------------------------|------------------|------------------|-------------------------------------------------------------------|
| | <u>Original</u> | <u>Final</u> | <u>Actual</u> | |
| Revenues: | | | | |
| Intergovernmental | \$ 187,917 | \$ 187,917 | \$ 171,331 | \$ (16,586) |
| Total revenues | <u>187,917</u> | <u>187,917</u> | <u>171,331</u> | <u>(16,586)</u> |
| Expenditures: | | | | |
| Current: | | | | |
| Public safety: | | | | |
| Personal services | 216,874 | 216,874 | 215,423 | 1,451 |
| Materials and supplies | - | 1,886 | 1,880 | 6 |
| Contractual services | 3,940 | 5,579 | 5,579 | - |
| Total expenditures | <u>220,814</u> | <u>224,339</u> | <u>222,882</u> | <u>1,457</u> |
| Excess of expenditures over revenues | <u>(32,897)</u> | <u>(36,422)</u> | <u>(51,551)</u> | <u>(15,129)</u> |
| Other financing sources: | | | | |
| Transfers in | 32,497 | 32,497 | 32,497 | - |
| Total other financing sources | <u>32,497</u> | <u>32,497</u> | <u>32,497</u> | <u>-</u> |
| Net change in fund balance | (400) | (3,925) | (19,054) | (15,129) |
| Fund balance at beginning of year | 36,805 | 36,805 | 36,805 | - |
| Prior year encumbrances appropriated | <u>400</u> | <u>400</u> | <u>400</u> | <u>-</u> |
| Fund balance at end of year | <u>\$ 36,805</u> | <u>\$ 33,280</u> | <u>\$ 18,151</u> | <u>\$ (15,129)</u> |

UNION COUNTY, OHIO

SCHEDULE OF REVENUES, EXPENDITURES, AND CHANGES IN
 FUND BALANCE - BUDGET AND ACTUAL (NON-GAAP BUDGETARY BASIS)
 VAWA GRANT
 FOR THE YEAR ENDED DECEMBER 31, 2021

| | <u>Budgeted Amounts</u> | | | Variance with Final Budget Positive (Negative) |
|------------------------------------------|-------------------------|------------------|------------------|-------------------------------------------------------------------|
| | <u>Original</u> | <u>Final</u> | <u>Actual</u> | |
| Revenues: | | | | |
| Contributions and donations | \$ 4,000 | \$ 4,000 | \$ 2,642 | \$ (1,358) |
| Total revenues | <u>4,000</u> | <u>4,000</u> | <u>2,642</u> | <u>(1,358)</u> |
| Expenditures: | | | | |
| Current: | | | | |
| Public safety: | | | | |
| Materials and supplies | 4,000 | 4,000 | 2,558 | 1,442 |
| Contractual services | 6,000 | 6,000 | 3,615 | 2,385 |
| Total expenditures | <u>10,000</u> | <u>10,000</u> | <u>6,173</u> | <u>3,827</u> |
| Net change in fund balance | (6,000) | (6,000) | (3,531) | 2,469 |
| Fund balance at beginning of year | <u>41,099</u> | <u>41,099</u> | <u>41,099</u> | <u>-</u> |
| Fund balance at end of year | <u>\$ 35,099</u> | <u>\$ 35,099</u> | <u>\$ 37,568</u> | <u>\$ 2,469</u> |

UNION COUNTY, OHIO

SCHEDULE OF REVENUES, EXPENDITURES, AND CHANGES IN
 FUND BALANCE - BUDGET AND ACTUAL (NON-GAAP BUDGETARY BASIS)
 ROAD AND BRIDGE
 FOR THE YEAR ENDED DECEMBER 31, 2021

| | <u>Budgeted Amounts</u> | | | Variance with Final Budget Positive (Negative) |
|------------------------------------------|-------------------------|------------------|------------------|-------------------------------------------------------------------|
| | <u>Original</u> | <u>Final</u> | <u>Actual</u> | |
| Revenues: | | | | |
| Fines and forfeitures | \$ 30,000 | \$ 30,000 | \$ 33,323 | \$ 3,323 |
| Total revenues | <u>30,000</u> | <u>30,000</u> | <u>33,323</u> | <u>3,323</u> |
| Expenditures: | | | | |
| Current: | | | | |
| Public works: | | | | |
| Personal services | 27,984 | 28,539 | 28,417 | 122 |
| Capital outlay | 1,000 | 445 | - | 445 |
| Total expenditures | <u>28,984</u> | <u>28,984</u> | <u>28,417</u> | <u>567</u> |
| Net change in fund balance | 1,016 | 1,016 | 4,906 | 3,890 |
| Fund balance at beginning of year | <u>33,513</u> | <u>33,513</u> | <u>33,513</u> | <u>-</u> |
| Fund balance at end of year | <u>\$ 34,529</u> | <u>\$ 34,529</u> | <u>\$ 38,419</u> | <u>\$ 3,890</u> |

UNION COUNTY, OHIO

SCHEDULE OF REVENUES, EXPENDITURES, AND CHANGES IN
 FUND BALANCE - BUDGET AND ACTUAL (NON-GAAP BUDGETARY BASIS)
 DITCH ROTARY
 FOR THE YEAR ENDED DECEMBER 31, 2021

| | <u>Budgeted Amounts</u> | | <u>Actual</u> | <u>Variance with</u> |
|------------------------------------------|-------------------------|------------------|-------------------|----------------------|
| | <u>Original</u> | <u>Final</u> | | <u>Final Budget</u> |
| | | | | <u>Positive</u> |
| | | | | <u>(Negative)</u> |
| Revenues: | | | | |
| Other | \$ 42,836 | \$ 42,836 | \$ - | \$ (42,836) |
| Total revenues | <u>42,836</u> | <u>42,836</u> | <u>-</u> | <u>(42,836)</u> |
| Expenditures: | | | | |
| Current: | | | | |
| Public works: | | | | |
| Materials and supplies | 7,500 | 7,500 | (369) | 7,869 |
| Contractual services | 65,000 | 65,000 | (146,005) | 211,005 |
| Capital outlay | 92,253 | 92,253 | 59,384 | 32,869 |
| Other | 2,000 | 2,000 | 143 | 1,857 |
| Total expenditures | <u>166,753</u> | <u>166,753</u> | <u>(86,847)</u> | <u>253,600</u> |
| Net change in fund balance | (123,917) | (123,917) | 86,847 | 210,764 |
| Fund balance at beginning of year | <u>166,754</u> | <u>166,754</u> | <u>166,754</u> | <u>-</u> |
| Fund balance at end of year | <u>\$ 42,837</u> | <u>\$ 42,837</u> | <u>\$ 253,601</u> | <u>\$ 210,764</u> |

UNION COUNTY, OHIO

SCHEDULE OF REVENUES, EXPENDITURES, AND CHANGES IN
 FUND BALANCE - BUDGET AND ACTUAL (NON-GAAP BUDGETARY BASIS)
 DITCH MAINTENANCE
 FOR THE YEAR ENDED DECEMBER 31, 2021

| | <u>Budgeted Amounts</u> | | | Variance with Final Budget Positive (Negative) |
|------------------------------------------|-------------------------|-------------------|-------------------|-------------------------------------------------------------------|
| | <u>Original</u> | <u>Final</u> | <u>Actual</u> | |
| Revenues: | | | | |
| Special assessments | \$ 213,062 | \$ 247,096 | \$ 366,766 | \$ 119,670 |
| Total revenues | <u>213,062</u> | <u>247,096</u> | <u>366,766</u> | <u>119,670</u> |
| Expenditures: | | | | |
| Current: | | | | |
| Public works: | | | | |
| Contractual services | 294,267 | 455,739 | 289,748 | 165,991 |
| Total expenditures | <u>294,267</u> | <u>455,739</u> | <u>289,748</u> | <u>165,991</u> |
| Net change in fund balance | (81,205) | (208,643) | 77,018 | 285,661 |
| Fund balance at beginning of year | <u>709,322</u> | <u>709,322</u> | <u>709,322</u> | <u>-</u> |
| Fund balance at end of year | <u>\$ 628,117</u> | <u>\$ 500,679</u> | <u>\$ 786,340</u> | <u>\$ 285,661</u> |

UNION COUNTY, OHIO

SCHEDULE OF REVENUES, EXPENDITURES, AND CHANGES IN
 FUND BALANCE - BUDGET AND ACTUAL (NON-GAAP BUDGETARY BASIS)
 DOG AND KENNEL
 FOR THE YEAR ENDED DECEMBER 31, 2021

| | <u>Budgeted Amounts</u> | | | Variance with Final Budget Positive (Negative) |
|---------------------------------------------|-------------------------|-------------------|-------------------|-------------------------------------------------------------------|
| | <u>Original</u> | <u>Final</u> | <u>Actual</u> | |
| Revenues: | | | | |
| Licenses and permits | \$ 133,500 | \$ 133,500 | \$ 182,526 | \$ 49,026 |
| Fines and forfeitures | 7,000 | 7,000 | 2,000 | (5,000) |
| Contributions and donations | 1,500 | 1,500 | 2,688 | 1,188 |
| Total revenues | <u>142,000</u> | <u>142,000</u> | <u>187,214</u> | <u>45,214</u> |
| Expenditures: | | | | |
| Current: | | | | |
| Health: | | | | |
| Personal services | 51,992 | 56,022 | 41,965 | 14,057 |
| Materials and supplies | 12,972 | 10,000 | 2,659 | 7,341 |
| Contractual services | 12,175 | 12,175 | 3,678 | 8,497 |
| Capital outlay | 52,750 | 50,250 | 40,544 | 9,706 |
| Other | 1,700 | 1,700 | - | 1,700 |
| Total expenditures | <u>131,589</u> | <u>130,147</u> | <u>88,846</u> | <u>41,301</u> |
| Excess of revenues over expenditures | <u>10,411</u> | <u>11,853</u> | <u>98,368</u> | <u>86,515</u> |
| Other financing uses: | | | | |
| Transfers out | <u>(75,000)</u> | <u>(75,000)</u> | <u>(75,000)</u> | <u>-</u> |
| Total other financing uses | <u>(75,000)</u> | <u>(75,000)</u> | <u>(75,000)</u> | <u>-</u> |
| Net change in fund balance | (64,589) | (63,147) | 23,368 | 86,515 |
| Fund balance at beginning of year | 310,347 | 310,347 | 310,347 | - |
| Prior year encumbrances appropriated | <u>5,522</u> | <u>5,522</u> | <u>5,522</u> | <u>-</u> |
| Fund balance at end of year | <u>\$ 251,280</u> | <u>\$ 252,722</u> | <u>\$ 339,237</u> | <u>\$ 86,515</u> |

UNION COUNTY, OHIO

SCHEDULE OF REVENUES, EXPENDITURES, AND CHANGES IN
 FUND BALANCE - BUDGET AND ACTUAL (NON-GAAP BUDGETARY BASIS)
 ADAMH
 FOR THE YEAR ENDED DECEMBER 31, 2021

| | Budgeted Amounts | | | Variance with Final Budget Positive (Negative) |
|------------------------------------------|---------------------|---------------------|---------------------|---------------------------------------------------------|
| | Original | Final | Actual | |
| Revenues: | | | | |
| Property and other local taxes | \$ 1,229,964 | \$ 1,229,964 | \$ 1,300,068 | \$ 70,104 |
| Charges for services | - | - | 1,100 | 1,100 |
| Intergovernmental | 3,768,319 | 4,517,245 | 4,287,082 | (230,163) |
| Rental income | 8,000 | 8,000 | 166,176 | 158,176 |
| Other | 84,958 | 84,958 | 95,686 | 10,728 |
| Total revenues | <u>5,091,241</u> | <u>5,840,167</u> | <u>5,850,112</u> | <u>9,945</u> |
| Expenditures: | | | | |
| Current: | | | | |
| Health: | | | | |
| Personal services | 808,245 | 962,401 | 950,813 | 11,588 |
| Materials and supplies | 84,000 | 84,000 | 59,188 | 24,812 |
| Contractual services | 4,051,696 | 5,191,299 | 5,173,291 | 18,008 |
| Capital outlay | 27,000 | 49,559 | 49,334 | 225 |
| Other | 120,300 | 160,300 | 132,642 | 27,658 |
| Total expenditures | <u>5,091,241</u> | <u>6,447,559</u> | <u>6,365,268</u> | <u>82,291</u> |
| Net change in fund balance | - | (607,392) | (515,156) | 92,236 |
| Fund balance at beginning of year | <u>2,276,840</u> | <u>2,276,840</u> | <u>2,276,840</u> | <u>-</u> |
| Fund balance at end of year | <u>\$ 2,276,840</u> | <u>\$ 1,669,448</u> | <u>\$ 1,761,684</u> | <u>\$ 92,236</u> |

UNION COUNTY, OHIO

SCHEDULE OF REVENUES, EXPENDITURES, AND CHANGES IN
 FUND BALANCE - BUDGET AND ACTUAL (NON-GAAP BUDGETARY BASIS)
 PRESCHOOL GRANT
 FOR THE YEAR ENDED DECEMBER 31, 2021

| | <u>Budgeted Amounts</u> | | | <u>Variance with Final Budget Positive (Negative)</u> |
|------------------------------------------|-------------------------|------------------|-------------------|-------------------------------------------------------------------|
| | <u>Original</u> | <u>Final</u> | <u>Actual</u> | |
| Revenues: | | | | |
| Intergovernmental | \$ 76,432 | \$ 76,432 | \$ 228,503 | \$ 152,071 |
| Total revenues | <u>76,432</u> | <u>76,432</u> | <u>228,503</u> | <u>152,071</u> |
| Expenditures: | | | | |
| Current: | | | | |
| Health: | | | | |
| Contractual services | 76,432 | 76,432 | 75,729 | 703 |
| Total expenditures | <u>76,432</u> | <u>76,432</u> | <u>75,729</u> | <u>703</u> |
| Excess of revenues over expenditures | <u>-</u> | <u>-</u> | <u>152,774</u> | <u>152,774</u> |
| Other financing sources: | | | | |
| Transfers in | - | 60,000 | 60,000 | - |
| Total other financing sources | <u>-</u> | <u>60,000</u> | <u>60,000</u> | <u>-</u> |
| Net change in fund balance | - | 60,000 | 212,774 | 152,774 |
| Fund balance at beginning of year | <u>17,710</u> | <u>17,710</u> | <u>17,710</u> | <u>-</u> |
| Fund balance at end of year | <u>\$ 17,710</u> | <u>\$ 77,710</u> | <u>\$ 230,484</u> | <u>\$ 152,774</u> |

UNION COUNTY, OHIO

SCHEDULE OF REVENUES, EXPENDITURES, AND CHANGES IN
 FUND BALANCE - BUDGET AND ACTUAL (NON-GAAP BUDGETARY BASIS)
 PUBLIC ASSISTANCE
 FOR THE YEAR ENDED DECEMBER 31, 2021

| | <u>Budgeted Amounts</u> | | | Variance with Final Budget Positive (Negative) |
|------------------------------------------|-------------------------|---------------------|---------------------|-------------------------------------------------------------------|
| | <u>Original</u> | <u>Final</u> | <u>Actual</u> | |
| Revenues: | | | | |
| Intergovernmental | \$ 4,172,196 | \$ 4,172,196 | \$ 3,602,556 | \$ (569,640) |
| Other | 49,000 | 49,000 | 92,522 | 43,522 |
| Total revenues | <u>4,221,196</u> | <u>4,221,196</u> | <u>3,695,078</u> | <u>(526,118)</u> |
| Expenditures: | | | | |
| Current: | | | | |
| General government: | | | | |
| Legislative and executive: | | | | |
| DJFS: | | | | |
| Personal services | 1,696,400 | 1,696,400 | 1,515,835 | 180,565 |
| Materials and supplies | 75,800 | 75,800 | 51,179 | 24,621 |
| Contractual services | 687,100 | 944,300 | 823,048 | 121,252 |
| Capital outlay | 113,200 | 13,200 | 1,588 | 11,612 |
| Rent | 268,700 | 143,309 | 143,309 | - |
| Other | 136,200 | 104,391 | 85,328 | 19,063 |
| Total legislative and executive | <u>2,977,400</u> | <u>2,977,400</u> | <u>2,620,287</u> | <u>357,113</u> |
| Human services | | | | |
| Public social services: | | | | |
| Personal services | 1,469,300 | 1,469,300 | 1,248,504 | 220,796 |
| Total human services | <u>1,469,300</u> | <u>1,469,300</u> | <u>1,248,504</u> | <u>220,796</u> |
| Total expenditures | <u>4,446,700</u> | <u>4,446,700</u> | <u>3,868,791</u> | <u>577,909</u> |
| Excess of revenues over expenditures | <u>(225,504)</u> | <u>(225,504)</u> | <u>(173,713)</u> | <u>51,791</u> |
| Other financing sources: | | | | |
| Transfers in | 112,404 | 112,404 | 112,404 | - |
| Total other financing sources | <u>112,404</u> | <u>112,404</u> | <u>112,404</u> | <u>-</u> |
| Net change in fund balance | (113,100) | (113,100) | (61,309) | 51,791 |
| Fund balance at beginning of year | <u>1,236,901</u> | <u>1,236,901</u> | <u>1,236,901</u> | <u>-</u> |
| Fund balance at end of year | <u>\$ 1,123,801</u> | <u>\$ 1,123,801</u> | <u>\$ 1,175,592</u> | <u>\$ 51,791</u> |

UNION COUNTY, OHIO

SCHEDULE OF REVENUES, EXPENDITURES, AND CHANGES IN
 FUND BALANCE - BUDGET AND ACTUAL (NON-GAAP BUDGETARY BASIS)
 COORDINATION TRANSPORTATION
 FOR THE YEAR ENDED DECEMBER 31, 2021

| | <u>Budgeted Amounts</u> | | | Variance with Final Budget Positive (Negative) |
|--------------------------------------------------------------|-------------------------|-------------------|-------------------|-------------------------------------------------------------------|
| | <u>Original</u> | <u>Final</u> | <u>Actual</u> | |
| Revenues: | | | | |
| Charges for services | \$ 689,000 | \$ 689,000 | \$ 842,941 | \$ 153,941 |
| Intergovernmental | - | - | 47,619 | 47,619 |
| Contributions and donations | - | - | 25,257 | 25,257 |
| Other | 6,000 | 6,000 | 19,376 | 13,376 |
| Total revenues | <u>695,000</u> | <u>695,000</u> | <u>935,193</u> | <u>240,193</u> |
| Expenditures: | | | | |
| Current: | | | | |
| Human services: | | | | |
| Personal services | 583,665 | 583,100 | 487,822 | 95,278 |
| Materials and supplies | 29,815 | 33,915 | 33,643 | 272 |
| Contractual services | 46,568 | 73,494 | 54,798 | 18,696 |
| Capital outlay | 20,000 | 22,000 | 21,828 | 172 |
| Rent | 28,900 | - | - | - |
| Other | 6,617 | 2,491 | 1,988 | 503 |
| Total expenditures | <u>715,565</u> | <u>715,000</u> | <u>600,079</u> | <u>114,921</u> |
| Excess (deficiency) of revenues over (under) expenditures | <u>(20,565)</u> | <u>(20,000)</u> | <u>335,114</u> | <u>355,114</u> |
| Other financing sources: | | | | |
| Transfers in | 25,000 | 25,000 | 25,000 | - |
| Total other financing sources | <u>25,000</u> | <u>25,000</u> | <u>25,000</u> | <u>-</u> |
| Net change in fund balance | 4,435 | 5,000 | 360,114 | 355,114 |
| Fund balance at beginning of year | 173,123 | 173,123 | 173,123 | - |
| Prior year encumbrances appropriated | <u>565</u> | <u>565</u> | <u>565</u> | <u>-</u> |
| Fund balance at end of year | <u>\$ 178,123</u> | <u>\$ 178,688</u> | <u>\$ 533,802</u> | <u>\$ 355,114</u> |

UNION COUNTY, OHIO

SCHEDULE OF REVENUES, EXPENDITURES, AND CHANGES IN
 FUND BALANCE - BUDGET AND ACTUAL (NON-GAAP BUDGETARY BASIS)
 CHILD SUPPORT ENFORCEMENT AGENCY
 FOR THE YEAR ENDED DECEMBER 31, 2021

| | <u>Budgeted Amounts</u> | | | Variance with Final Budget Positive (Negative) |
|------------------------------------------|-------------------------|-------------------|-------------------|-------------------------------------------------------------------|
| | <u>Original</u> | <u>Final</u> | <u>Actual</u> | |
| Revenues: | | | | |
| Charges for services | \$ 147,700 | \$ 147,700 | \$ 144,255 | \$ (3,445) |
| Intergovernmental | 645,322 | 645,322 | 593,926 | (51,396) |
| Other | 16,400 | 16,400 | 13,912 | (2,488) |
| Total revenues | <u>809,422</u> | <u>809,422</u> | <u>752,093</u> | <u>(57,329)</u> |
| Expenditures: | | | | |
| Current: | | | | |
| Human services: | | | | |
| Personal services | 495,200 | 498,662 | 486,100 | 12,562 |
| Materials and supplies | 3,000 | 3,000 | 2,817 | 183 |
| Contractual services | 391,400 | 387,938 | 267,817 | 120,121 |
| Other | 5,000 | 5,000 | 1,575 | 3,425 |
| Total expenditures | <u>894,600</u> | <u>894,600</u> | <u>758,309</u> | <u>136,291</u> |
| Excess of expenditures over revenues | <u>(85,178)</u> | <u>(85,178)</u> | <u>(6,216)</u> | <u>78,962</u> |
| Other financing sources: | | | | |
| Transfer in | <u>85,178</u> | <u>85,178</u> | <u>85,178</u> | <u>-</u> |
| Total other financing sources | <u>85,178</u> | <u>85,178</u> | <u>85,178</u> | <u>-</u> |
| Net change in fund balance | - | - | 78,962 | 78,962 |
| Fund balance at beginning of year | <u>745,777</u> | <u>745,777</u> | <u>745,777</u> | <u>-</u> |
| Fund balance at end of year | <u>\$ 745,777</u> | <u>\$ 745,777</u> | <u>\$ 824,739</u> | <u>\$ 78,962</u> |

UNION COUNTY, OHIO

SCHEDULE OF REVENUES, EXPENDITURES, AND CHANGES IN
 FUND BALANCE - BUDGET AND ACTUAL (NON-GAAP BUDGETARY BASIS)
 CHILDREN SERVICES
 FOR THE YEAR ENDED DECEMBER 31, 2021

| | <u>Budgeted Amounts</u> | | | Variance with Final Budget Positive (Negative) |
|---------------------------------------------|-------------------------|---------------------|---------------------|-------------------------------------------------------------------|
| | <u>Original</u> | <u>Final</u> | <u>Actual</u> | |
| Revenues: | | | | |
| Intergovernmental | \$ 1,902,548 | \$ 1,902,548 | \$ 1,834,396 | \$ (68,152) |
| Other | 58,500 | 58,500 | 82,010 | 23,510 |
| Total revenues | <u>1,961,048</u> | <u>1,961,048</u> | <u>1,916,406</u> | <u>(44,642)</u> |
| Expenditures: | | | | |
| Current: | | | | |
| Human services: | | | | |
| Contractual services | 2,663,000 | 2,738,000 | 2,635,242 | 102,758 |
| Other | 277,024 | 202,000 | 186,899 | 15,101 |
| Total expenditures | <u>2,940,024</u> | <u>2,940,000</u> | <u>2,822,141</u> | <u>117,859</u> |
| Excess of expenditures over revenues | <u>(978,976)</u> | <u>(978,952)</u> | <u>(905,735)</u> | <u>73,217</u> |
| Other financing sources: | | | | |
| Transfer in | 978,952 | 978,952 | 978,952 | - |
| Total other financing sources | <u>978,952</u> | <u>978,952</u> | <u>978,952</u> | <u>-</u> |
| Net change in fund balance | (24) | - | 73,217 | 73,217 |
| Fund balance at beginning of year | 1,422,452 | 1,422,452 | 1,422,452 | - |
| Prior year encumbrances appropriated | <u>24</u> | <u>24</u> | <u>24</u> | <u>-</u> |
| Fund balance at end of year | <u>\$ 1,422,452</u> | <u>\$ 1,422,476</u> | <u>\$ 1,495,693</u> | <u>\$ 73,217</u> |

UNION COUNTY, OHIO

SCHEDULE OF REVENUES, EXPENDITURES, AND CHANGES IN
 FUND BALANCE - BUDGET AND ACTUAL (NON-GAAP BUDGETARY BASIS)
 ADULT BASIC LITERACY EDUCATION GRANT
 FOR THE YEAR ENDED DECEMBER 31, 2021

| | <u>Budgeted Amounts</u> | | | Variance with Final Budget Positive (Negative) |
|------------------------------------------|-------------------------|--------------|---------------|-------------------------------------------------------------------|
| | <u>Original</u> | <u>Final</u> | <u>Actual</u> | |
| Other financing sources: | | | | |
| Transfer out | \$ (116) | \$ (116) | \$ - | \$ 116 |
| Total other financing uses | (116) | (116) | - | 116 |
| Net change in fund balance | (116) | (116) | - | 116 |
| | | | | |
| Fund balance at beginning of year | <u>116</u> | <u>116</u> | <u>116</u> | <u>-</u> |
| Fund balance at end of year | <u>\$ -</u> | <u>\$ -</u> | <u>\$ 116</u> | <u>\$ 116</u> |

UNION COUNTY, OHIO

SCHEDULE OF REVENUES, EXPENDITURES, AND CHANGES IN
 FUND BALANCE - BUDGET AND ACTUAL (NON-GAAP BUDGETARY BASIS)
 SENIOR SERVICES
 FOR THE YEAR ENDED DECEMBER 31, 2021

| | Budgeted Amounts | | | Variance with Final Budget Positive (Negative) |
|------------------------------------------|---------------------|---------------------|---------------------|---------------------------------------------------------|
| | Original | Final | Actual | |
| Revenues: | | | | |
| Sales taxes | \$ 1,417,080 | \$ 1,417,080 | \$ 1,708,321 | \$ 291,241 |
| Intergovernmental | 116,496 | 127,710 | 93,548 | (34,162) |
| Contributions and donations | - | - | 20 | 20 |
| Other | 40,000 | 40,000 | 102,907 | 62,907 |
| Total revenues | <u>1,573,576</u> | <u>1,584,790</u> | <u>1,904,796</u> | <u>320,006</u> |
| Expenditures: | | | | |
| Current: | | | | |
| Human services: | | | | |
| Personal services | 476,400 | 476,400 | 451,988 | 24,412 |
| Materials and supplies | 17,000 | 12,000 | 10,435 | 1,565 |
| Contractual services | 1,257,023 | 1,273,487 | 1,155,826 | 117,661 |
| Other | 8,000 | 7,750 | 4,650 | 3,100 |
| Total expenditures | <u>1,758,423</u> | <u>1,769,637</u> | <u>1,622,899</u> | <u>146,738</u> |
| Net change in fund balance | (184,847) | (184,847) | 281,897 | 466,744 |
| Fund balance at beginning of year | <u>3,006,172</u> | <u>3,006,172</u> | <u>3,006,172</u> | <u>-</u> |
| Fund balance at end of year | <u>\$ 2,821,325</u> | <u>\$ 2,821,325</u> | <u>\$ 3,288,069</u> | <u>\$ 466,744</u> |

UNION COUNTY, OHIO

SCHEDULE OF REVENUES, EXPENDITURES, AND CHANGES IN
 FUND BALANCE - BUDGET AND ACTUAL (NON-GAAP BUDGETARY BASIS)
 WORKPLACE INVESTMENT ACT
 FOR THE YEAR ENDED DECEMBER 31, 2021

| | <u>Budgeted Amounts</u> | | | Variance with Final Budget Positive (Negative) |
|------------------------------------------|-------------------------|-------------------|------------------|-------------------------------------------------------------------|
| | <u>Original</u> | <u>Final</u> | <u>Actual</u> | |
| Revenues: | | | | |
| Intergovernmental | \$ 410,600 | \$ 410,600 | \$ 282,309 | \$ (128,291) |
| Total revenues | <u>410,600</u> | <u>410,600</u> | <u>282,309</u> | <u>(128,291)</u> |
| Expenditures: | | | | |
| Current: | | | | |
| Human services: | | | | |
| Other | 410,600 | 410,600 | 376,859 | 33,741 |
| Total expenditures | <u>410,600</u> | <u>410,600</u> | <u>376,859</u> | <u>33,741</u> |
| Net change in fund balance | - | - | (94,550) | (94,550) |
| Fund balance at beginning of year | <u>147,635</u> | <u>147,635</u> | <u>147,635</u> | <u>-</u> |
| Fund balance at end of year | <u>\$ 147,635</u> | <u>\$ 147,635</u> | <u>\$ 53,085</u> | <u>\$ (94,550)</u> |

UNION COUNTY, OHIO

SCHEDULE OF REVENUES, EXPENDITURES, AND CHANGES IN
FUND BALANCE - BUDGET AND ACTUAL (NON-GAAP BUDGETARY BASIS)
COLLABORATIVE FAMILY RISK
FOR THE YEAR ENDED DECEMBER 31, 2021

| | <u>Budgeted Amounts</u> | | | Variance with Final Budget Positive (Negative) |
|------------------------------------------|-------------------------|-------------------|-------------------|-------------------------------------------------------------------|
| | <u>Original</u> | <u>Final</u> | <u>Actual</u> | |
| Fund balance at beginning of year | \$ 254,864 | \$ 254,864 | \$ 254,864 | \$ - |
| Fund balance at end of year | <u>\$ 254,864</u> | <u>\$ 254,864</u> | <u>\$ 254,864</u> | <u>\$ -</u> |

UNION COUNTY, OHIO

SCHEDULE OF REVENUES, EXPENDITURES, AND CHANGES IN
 FUND BALANCE - BUDGET AND ACTUAL (NON-GAAP BUDGETARY BASIS)
 MARRIAGE LICENSE
 FOR THE YEAR ENDED DECEMBER 31, 2021

| | <u>Budgeted Amounts</u> | | | Variance with Final Budget Positive (Negative) |
|----------------------------------------------|-------------------------|-----------------|-----------------|-------------------------------------------------------------------|
| | <u>Original</u> | <u>Final</u> | <u>Actual</u> | |
| Revenues: | | | | |
| Licenses and permits | \$ - | \$ - | \$ 6,358 | \$ 6,358 |
| Total revenues | <u>-</u> | <u>-</u> | <u>6,358</u> | <u>6,358</u> |
| Expenditures: | | | | |
| Current: | | | | |
| Legislative and executive: | | | | |
| Contractual services | - | - | 5,542 | (5,542) |
| Total expenditures | <u>-</u> | <u>-</u> | <u>5,542</u> | <u>(5,542)</u> |
| Net change in fund balance | - | - | 816 | 816 |
| Fund balance at beginning of year | <u>3,485</u> | <u>3,485</u> | <u>3,485</u> | <u>-</u> |
| Fund balance (deficit) at end of year | <u>\$ 3,485</u> | <u>\$ 3,485</u> | <u>\$ 4,301</u> | <u>\$ 816</u> |

UNION COUNTY, OHIO

SCHEDULE OF REVENUES, EXPENDITURES, AND CHANGES IN
 FUND BALANCE - BUDGET AND ACTUAL (NON-GAAP BUDGETARY BASIS)
 DOMESTIC VIOLENCE
 FOR THE YEAR ENDED DECEMBER 31, 2021

| | <u>Budgeted Amounts</u> | | | Variance with Final Budget Positive (Negative) |
|----------------------------------------------|-------------------------|-----------------|-----------------|-------------------------------------------------------------------|
| | <u>Original</u> | <u>Final</u> | <u>Actual</u> | |
| Revenues: | | | | |
| Licenses and permits | \$ - | \$ - | \$ 4,560 | \$ 4,560 |
| Total revenues | <u>-</u> | <u>-</u> | <u>4,560</u> | <u>4,560</u> |
| Expenditures: | | | | |
| Current: | | | | |
| Legislative and executive: | | | | |
| Contractual services | - | - | 4,802 | (4,802) |
| Total expenditures | <u>-</u> | <u>-</u> | <u>4,802</u> | <u>(4,802)</u> |
| Net change in fund balance | - | - | (242) | (242) |
| Fund balance at beginning of year | <u>2,434</u> | <u>2,434</u> | <u>2,434</u> | <u>-</u> |
| Fund balance (deficit) at end of year | <u>\$ 2,434</u> | <u>\$ 2,434</u> | <u>\$ 2,192</u> | <u>\$ (242)</u> |

UNION COUNTY, OHIO

SCHEDULE OF REVENUES, EXPENDITURES, AND CHANGES IN
 FUND BALANCE - BUDGET AND ACTUAL (NON-GAAP BUDGETARY BASIS)
 UNCLAIMED MONIES
 FOR THE YEAR ENDED DECEMBER 31, 2021

| | <u>Budgeted Amounts</u> | | | Variance with Final Budget Positive (Negative) |
|------------------------------------------|-------------------------|-------------------|-------------------|-------------------------------------------------------------------|
| | <u>Original</u> | <u>Final</u> | <u>Actual</u> | |
| Revenues: | | | | |
| Other revenue | \$ - | \$ - | \$ 24,351 | \$ 24,351 |
| Total revenues | <u>-</u> | <u>-</u> | <u>24,351</u> | <u>24,351</u> |
| Expenditures: | | | | |
| Current: | | | | |
| General government: | | | | |
| Legislative and executive: | | | | |
| Capital outlay | - | - | 2,187 | (2,187) |
| Total expenditures | <u>-</u> | <u>-</u> | <u>2,187</u> | <u>(2,187)</u> |
| Net change in fund balance | - | - | 22,164 | 22,164 |
| Fund balance at beginning of year | <u>156,712</u> | <u>156,712</u> | <u>156,712</u> | <u>-</u> |
| Fund balance at end of year | <u>\$ 156,712</u> | <u>\$ 156,712</u> | <u>\$ 178,876</u> | <u>\$ 22,164</u> |

UNION COUNTY, OHIO

SCHEDULE OF REVENUES, EXPENDITURES, AND CHANGES IN
 FUND BALANCE - BUDGET AND ACTUAL (NON-GAAP BUDGETARY BASIS)
 STABILIZATION
 FOR THE YEAR ENDED DECEMBER 31, 2021

| | <u>Budgeted Amounts</u> | | | Variance with Final Budget Positive (Negative) |
|------------------------------------------|-------------------------|---------------------|---------------------|-------------------------------------------------------------------|
| | <u>Original</u> | <u>Final</u> | <u>Actual</u> | |
| Revenues: | | | | |
| Investment income | \$ 10,140 | \$ 10,140 | \$ 17,724 | \$ 7,584 |
| Total revenues | <u>10,140</u> | <u>10,140</u> | <u>17,724</u> | <u>7,584</u> |
| Excess of revenues over expenditures | <u>10,140</u> | <u>10,140</u> | <u>17,724</u> | <u>7,584</u> |
| Other financing sources (uses): | | | | |
| Transfers in | 50,000 | 50,000 | - | (50,000) |
| Transfers out | (1,999,344) | (1,999,344) | - | 1,999,344 |
| Total other financing sources (uses) | <u>(1,949,344)</u> | <u>(1,949,344)</u> | <u>-</u> | <u>1,949,344</u> |
| Net change in fund balance | (1,939,204) | (1,939,204) | 17,724 | 1,956,928 |
| Fund balance at beginning of year | <u>4,484,891</u> | <u>4,484,891</u> | <u>4,484,891</u> | <u>-</u> |
| Fund balance at end of year | <u>\$ 2,545,687</u> | <u>\$ 2,545,687</u> | <u>\$ 4,502,615</u> | <u>\$ 1,956,928</u> |

UNION COUNTY, OHIO

SCHEDULE OF REVENUES, EXPENDITURES, AND CHANGES IN
 FUND BALANCE - BUDGET AND ACTUAL (NON-GAAP BUDGETARY BASIS)
 SALARY AND BENEFIT
 FOR THE YEAR ENDED DECEMBER 31, 2021

| | <u>Budgeted Amounts</u> | | <u>Actual</u> | Variance with Final Budget Positive (Negative) |
|------------------------------------------|-------------------------|-------------------|-------------------|-------------------------------------------------------------------|
| | <u>Original</u> | <u>Final</u> | | |
| Revenues: | | | | |
| Investment income | \$ 972 | \$ 972 | \$ 1,081 | \$ 109 |
| Total revenues | <u>972</u> | <u>972</u> | <u>1,081</u> | <u>109</u> |
| Excess of revenues over expenditures | <u>972</u> | <u>972</u> | <u>1,081</u> | <u>109</u> |
| Other financing sources (uses): | | | | |
| Transfers in | 50,000 | 50,000 | - | (50,000) |
| Transfers out | (200,274) | (200,274) | (118,511) | 81,763 |
| Total other financing sources (uses) | <u>(150,274)</u> | <u>(150,274)</u> | <u>(118,511)</u> | <u>31,763</u> |
| Net change in fund balance | (149,302) | (149,302) | (117,430) | 31,872 |
| Fund balance at beginning of year | <u>300,296</u> | <u>300,296</u> | <u>300,296</u> | <u>-</u> |
| Fund balance at end of year | <u>\$ 150,994</u> | <u>\$ 150,994</u> | <u>\$ 182,866</u> | <u>\$ 31,872</u> |

UNION COUNTY, OHIO

SCHEDULE OF REVENUES, EXPENDITURES, AND CHANGES IN
 FUND BALANCE - BUDGET AND ACTUAL (NON-GAAP BUDGETARY BASIS)
 CERTIFICATE TITLE ADMINISTRATION
 FOR THE YEAR ENDED DECEMBER 31, 2021

| | <u>Budgeted Amounts</u> | | | Variance with Final Budget Positive (Negative) |
|---------------------------------------------|-------------------------|---------------------|---------------------|-------------------------------------------------------------------|
| | <u>Original</u> | <u>Final</u> | <u>Actual</u> | |
| Revenues: | | | | |
| Charges for services | \$ 850,000 | \$ 850,000 | \$ 1,035,501 | \$ 185,501 |
| Investment income | 1,800 | 1,800 | 1,307 | (493) |
| Total revenues | <u>851,800</u> | <u>851,800</u> | <u>1,036,808</u> | <u>185,008</u> |
| Expenditures: | | | | |
| Current: | | | | |
| General government: | | | | |
| Judicial: | | | | |
| Personal services | 497,590 | 497,590 | 450,044 | 47,546 |
| Materials and supplies | 16,875 | 15,950 | 6,240 | 9,710 |
| Contractual services | 113,520 | 113,455 | 96,391 | 17,064 |
| Capital outlay | 1,350 | 1,350 | - | 1,350 |
| Total expenditures | <u>629,335</u> | <u>628,345</u> | <u>552,675</u> | <u>75,670</u> |
| Excess of revenues over expenditures | <u>222,465</u> | <u>223,455</u> | <u>484,133</u> | <u>260,678</u> |
| Other financing uses: | | | | |
| Transfers out | (150,000) | (150,000) | (150,000) | - |
| Total other financing uses | <u>(150,000)</u> | <u>(150,000)</u> | <u>(150,000)</u> | <u>-</u> |
| Net change in fund balance | 72,465 | 73,455 | 334,133 | 260,678 |
| Fund balance at beginning of year | 1,855,667 | 1,855,667 | 1,855,667 | - |
| Prior year encumbrances appropriated | <u>1,332</u> | <u>1,332</u> | <u>1,332</u> | <u>-</u> |
| Fund balance at end of year | <u>\$ 1,929,464</u> | <u>\$ 1,930,454</u> | <u>\$ 2,191,132</u> | <u>\$ 260,678</u> |

UNION COUNTY, OHIO

SCHEDULE OF REVENUES, EXPENDITURES, AND CHANGES IN
 FUND BALANCE - BUDGET AND ACTUAL (NON-GAAP BUDGETARY BASIS)
 WORKMEN'S COMPENSATION
 FOR THE YEAR ENDED DECEMBER 31, 2021

| | <u>Budgeted Amounts</u> | | | Variance with Final Budget Positive (Negative) |
|------------------------------------------|-------------------------|-------------------|-------------------|-------------------------------------------------------------------|
| | <u>Original</u> | <u>Final</u> | <u>Actual</u> | |
| Revenues: | | | | |
| Other | \$ - | \$ - | \$ 17,040 | \$ 17,040 |
| Total revenues | <u>-</u> | <u>-</u> | <u>17,040</u> | <u>17,040</u> |
| Expenditures: | | | | |
| Current: | | | | |
| General government: | | | | |
| Judicial: | | | | |
| Contractual services | - | - | (136,455) | 136,455 |
| Total expenditures | <u>-</u> | <u>-</u> | <u>(136,455)</u> | <u>136,455</u> |
| Net change in fund balance | - | - | 153,495 | 153,495 |
| Fund balance at beginning of year | <u>649,817</u> | <u>649,817</u> | <u>649,817</u> | <u>-</u> |
| Fund balance at end of year | <u>\$ 649,817</u> | <u>\$ 649,817</u> | <u>\$ 803,312</u> | <u>\$ 153,495</u> |

UNION COUNTY, OHIO

SCHEDULE OF REVENUES, EXPENDITURES, AND CHANGES IN
FUND BALANCE - BUDGET AND ACTUAL (NON-GAAP BUDGETARY BASIS)
INVESTMENT OF UNCLAIMED MONEY
FOR THE YEAR ENDED DECEMBER 31, 2021

| | <u>Budgeted Amounts</u> | | | Variance with Final Budget Positive (Negative) |
|------------------------------------------|-------------------------|-----------------|-----------------|-------------------------------------------------------------------|
| | <u>Original</u> | <u>Final</u> | <u>Actual</u> | |
| Fund balance at beginning of year | \$ 6,516 | \$ 6,516 | \$ 6,516 | \$ - |
| Fund balance at end of year | <u>\$ 6,516</u> | <u>\$ 6,516</u> | <u>\$ 6,516</u> | <u>\$ -</u> |

THIS PAGE IS INTENTIONALLY LEFT BLANK

UNION COUNTY, OHIO

COMBINING BALANCE SHEET
NONMAJOR DEBT SERVICE FUNDS
DECEMBER 31, 2021

| | Bond Retirement | Sales Tax Debt | Total Nonmajor Debt Service Funds |
|--------------------------------------------------|----------------------------|---------------------------|--------------------------------------------------|
| Assets: | | | |
| Equity in pooled cash and cash equivalents | \$ 55,053 | \$ 221,956 | \$ 277,009 |
| Cash and cash equivalents in segregated accounts | | 75 | 75 |
| Total assets | <u>\$ 55,053</u> | <u>\$ 222,031</u> | <u>\$ 277,084</u> |
| Fund balances: | | | |
| Restricted | <u>\$ 55,053</u> | <u>\$ 222,031</u> | <u>\$ 277,084</u> |
| Total fund balances | <u>55,053</u> | <u>222,031</u> | <u>277,084</u> |
| Total liabilities and fund balances | <u>\$ 55,053</u> | <u>\$ 222,031</u> | <u>\$ 277,084</u> |

UNION COUNTY, OHIO

COMBINING STATEMENT OF REVENUES, EXPENDITURES AND CHANGES IN FUND BALANCES
NONMAJOR DEBT SERVICE FUNDS
FOR THE YEAR ENDED DECEMBER 31, 2021

| | Bond Retirement | Sales Tax Debt | Total Nonmajor Debt Service Funds |
|------------------------------------------|----------------------------|---------------------------|--------------------------------------------------|
| Revenues: | | | |
| Other | \$ 4,977 | \$ - | \$ 4,977 |
| Total revenues | <u>4,977</u> | <u>-</u> | <u>4,977</u> |
| Expenditures: | | | |
| Current: | | | |
| General government | - | 94,771 | 94,771 |
| Debt service: | | | |
| Principal retirement | 1,091,910 | 750,000 | 1,841,910 |
| Interest and fiscal charges | 103,849 | 385,025 | 488,874 |
| Bond issuance costs | 119,617 | - | 119,617 |
| Total expenditures | <u>1,315,376</u> | <u>1,229,796</u> | <u>2,545,172</u> |
| Excess of expenditures over revenues | <u>(1,310,399)</u> | <u>(1,229,796)</u> | <u>(2,540,195)</u> |
| Other financing sources (uses): | | | |
| Sale of capital assets | 3,765,000 | - | 3,765,000 |
| Transfers in | 1,161,626 | 1,135,546 | 2,297,172 |
| Transfers out | (4,277,527) | - | (4,277,527) |
| Premium on bond issuance | 677,020 | - | 677,020 |
| Total other financing sources (uses) | <u>1,326,119</u> | <u>1,135,546</u> | <u>2,461,665</u> |
| Net change in fund balance | 15,720 | (94,250) | (78,530) |
| Fund balance at beginning of year | <u>39,333</u> | <u>316,281</u> | <u>355,614</u> |
| Fund balance at end of year | <u>\$ 55,053</u> | <u>\$ 222,031</u> | <u>\$ 277,084</u> |

UNION COUNTY, OHIO

SCHEDULE OF REVENUES, EXPENDITURES, AND CHANGES IN
 FUND BALANCE - BUDGET AND ACTUAL (NON-GAAP BUDGETARY BASIS)
 BOND RETIREMENT
 FOR THE YEAR ENDED DECEMBER 31, 2021

| | Budgeted Amounts | | Actual | Variance with Final Budget Positive (Negative) |
|------------------------------------------|------------------|-------------|-------------|---------------------------------------------------------|
| | Original | Final | | |
| Revenues: | | | | |
| Other | \$ - | \$ - | \$ 4,975 | \$ 4,975 |
| Total revenues | - | - | 4,975 | 4,975 |
| Expenditures: | | | | |
| Debt service: | | | | |
| Principal retirement | 4,846,728 | 5,737,110 | 5,626,727 | 110,383 |
| Interest and fiscal charges | 110,869 | 168,091 | 123,541 | 44,550 |
| Debt issuance costs | - | 119,617 | 119,617 | - |
| Total expenditures | 4,957,597 | 6,024,818 | 5,869,885 | 154,933 |
| Excess of expenditures over revenues | (4,957,597) | (6,024,818) | (5,864,910) | 159,908 |
| Other financing sources: | | | | |
| Bond issuance | - | 4,554,722 | 3,765,000 | (789,722) |
| Note issuance | 4,500,000 | - | - | - |
| Premium on bond issuance | - | - | 677,020 | 677,020 |
| Transfers in | 452,469 | 1,464,968 | 1,438,610 | (26,358) |
| Total other financing sources | 4,952,469 | 6,019,690 | 5,880,630 | (139,060) |
| Net change in fund balance | (5,128) | (5,128) | 15,720 | 20,848 |
| Fund balance at beginning of year | 39,333 | 39,333 | 39,333 | - |
| Fund balance at end of year | \$ 34,205 | \$ 34,205 | \$ 55,053 | \$ 20,848 |

UNION COUNTY, OHIO

SCHEDULE OF REVENUES, EXPENDITURES, AND CHANGES IN
 FUND BALANCE - BUDGET AND ACTUAL (NON-GAAP BUDGETARY BASIS)
 SALES TAX DEBT
 FOR THE YEAR ENDED DECEMBER 31, 2021

| | <u>Budgeted Amounts</u> | | <u>Actual</u> | <u>Variance with Final Budget Positive (Negative)</u> |
|------------------------------------------|-------------------------|--------------------|--------------------|-------------------------------------------------------------------|
| | <u>Original</u> | <u>Final</u> | | |
| Expenditures: | | | | |
| Debt service: | | | | |
| Principal retirement | \$ 545,000 | \$ 751,667 | \$ 751,667 | \$ - |
| Interest and fiscal charges | 375,037 | 384,280 | 382,933 | 1,347 |
| Total expenditures | <u>920,037</u> | <u>1,135,947</u> | <u>1,134,600</u> | <u>1,347</u> |
| Excess of expenditures over revenues | <u>(920,037)</u> | <u>(1,135,947)</u> | <u>(1,134,600)</u> | <u>1,347</u> |
| Other financing sources: | | | | |
| Transfers in | <u>920,038</u> | <u>1,135,025</u> | <u>1,135,546</u> | <u>521</u> |
| Total other financing sources | <u>920,038</u> | <u>1,135,025</u> | <u>1,135,546</u> | <u>521</u> |
| Net change in fund balance | 1 | (922) | 946 | 1,868 |
| Fund balance at beginning of year | <u>221,010</u> | <u>221,010</u> | <u>221,010</u> | <u>-</u> |
| Fund balance at end of year | <u>\$ 221,011</u> | <u>\$ 220,088</u> | <u>\$ 221,956</u> | <u>\$ 1,868</u> |

UNION COUNTY, OHIO

COMBINING BALANCE SHEET
NONMAJOR CAPITAL PROJECTS FUNDS
DECEMBER 31, 2021

| | <u>MVGT - Infrastructure</u> | <u>Capital Improvements</u> | <u>Capital Infrastructure</u> | <u>Federal Grant and Recapture CDBG</u> |
|-----------------------------------------------------------|----------------------------------|---------------------------------|-----------------------------------|-------------------------------------------------|
| Assets: | | | | |
| Equity in pooled cash and cash equivalents | \$ 10,311,906 | \$ 8,902,737 | \$ 7,730,601 | \$ 3,441 |
| Receivables (net of allowance for uncollectibles): | | | | |
| Payment in lieu of taxes | - | - | - | - |
| Accounts | - | - | - | - |
| Due from other governments | - | - | - | - |
| Special assessments | - | - | - | - |
| Interfund loans | - | 268,103 | - | - |
| Prepayments | - | 1,836 | - | 15 |
| Total assets | <u>\$ 10,311,906</u> | <u>\$ 9,172,676</u> | <u>\$ 7,730,601</u> | <u>\$ 3,456</u> |
| Liabilities: | | | | |
| Accounts payable | \$ - | \$ - | \$ - | \$ - |
| Contracts payable | - | 8,025 | - | - |
| Retainage payable | - | - | - | 51,446 |
| Interfund loans payable | - | - | - | - |
| Total liabilities | <u>-</u> | <u>8,025</u> | <u>-</u> | <u>51,446</u> |
| Deferred inflows of resources: | | | | |
| Special assessments revenue not available | - | - | - | - |
| Other nonexchange transactions | - | - | - | - |
| Payments in lieu of taxes levied for the next fiscal year | - | - | - | - |
| Total deferred inflows of resources | <u>-</u> | <u>-</u> | <u>-</u> | <u>-</u> |
| Fund balances: | | | | |
| Nonspendable | - | 1,836 | - | 15 |
| Restricted | 10,311,906 | - | - | - |
| Committed | - | - | 7,730,601 | - |
| Assigned | - | 9,162,815 | - | - |
| Unassigned (deficit) | <u>-</u> | <u>-</u> | <u>-</u> | <u>(48,005)</u> |
| Total fund balances | <u>10,311,906</u> | <u>9,164,651</u> | <u>7,730,601</u> | <u>(47,990)</u> |
| Total deferred inflows of resources and fund balances | <u>\$ 10,311,906</u> | <u>\$ 9,172,676</u> | <u>\$ 7,730,601</u> | <u>\$ 3,456</u> |

| Ditch Equipment Building | DD Capital | Sheriff's Facility Construction | AG Center | London Ave. Government Building | Boylan and Phelps Ditch |
|-----------------------------------------|-------------------|--------------------------------------------|------------------|------------------------------------------------|------------------------------------|
| \$ 3,081 | \$ 417,505 | \$ 3,058 | \$ 324 | \$ 1,644 | \$ 30,405 |
| - | - | - | - | - | - |
| - | - | - | - | - | - |
| - | - | - | - | - | - |
| - | - | - | - | - | - |
| - | 2,634 | - | - | - | - |
| <u>\$ 3,081</u> | <u>\$ 420,139</u> | <u>\$ 3,058</u> | <u>\$ 324</u> | <u>\$ 1,644</u> | <u>\$ 30,405</u> |
| \$ - | \$ 1,294 | \$ - | \$ - | \$ - | \$ - |
| - | - | - | - | - | - |
| - | - | - | - | - | - |
| - | - | - | - | - | - |
| - | 1,294 | - | - | - | - |
| - | - | - | - | - | - |
| - | - | - | - | - | - |
| - | - | - | - | - | - |
| - | - | - | - | - | - |
| - | 2,634 | - | - | - | - |
| 3,081 | - | - | - | - | 30,405 |
| - | 416,211 | 3,058 | 324 | 1,644 | - |
| - | - | - | - | - | - |
| - | - | - | - | - | - |
| <u>3,081</u> | <u>418,845</u> | <u>3,058</u> | <u>324</u> | <u>1,644</u> | <u>30,405</u> |
| <u>\$ 3,081</u> | <u>\$ 420,139</u> | <u>\$ 3,058</u> | <u>\$ 324</u> | <u>\$ 1,644</u> | <u>\$ 30,405</u> |

-- Continued

UNION COUNTY, OHIO

COMBINING BALANCE SHEET
NONMAJOR CAPITAL PROJECTS FUNDS
DECEMBER 31, 2021

| | <u>Main Street Building</u> | <u>Lower Green JT Ditch</u> | <u>Cattail Swamp Ditch</u> | <u>Multi Building Improvement</u> |
|-----------------------------------------------------------|---------------------------------|---------------------------------|--------------------------------|---------------------------------------|
| Assets: | | | | |
| Equity in pooled cash and cash equivalents | \$ 1 | \$ 96,888 | \$ 38,850 | \$ 38,874 |
| Receivables (net of allowance for uncollectibles): | | | | |
| Payment in lieu of taxes | - | - | - | - |
| Accounts | - | - | - | - |
| Due from other governments | - | - | - | - |
| Special assessments | - | - | - | - |
| Interfund loans | - | - | - | - |
| Prepayments | - | - | - | - |
| Total assets | <u>\$ 1</u> | <u>\$ 96,888</u> | <u>\$ 38,850</u> | <u>\$ 38,874</u> |
| Liabilities: | | | | |
| Accounts payable | \$ - | \$ - | \$ - | \$ - |
| Contracts payable | - | - | - | - |
| Retainage payable | - | - | - | - |
| Interfund loans payable | - | - | - | - |
| Total liabilities | <u>-</u> | <u>-</u> | <u>-</u> | <u>-</u> |
| Deferred inflows of resources: | | | | |
| Special assessments revenue not available | - | - | - | - |
| Other nonexchange transactions | - | - | - | - |
| Payments in lieu of taxes levied for the next fiscal year | - | - | - | - |
| Total deferred inflows of resources | <u>-</u> | <u>-</u> | <u>-</u> | <u>-</u> |
| Fund balances: | | | | |
| Nonspendable | - | - | - | - |
| Restricted | - | 96,888 | 38,850 | 38,874 |
| Committed | 1 | - | - | - |
| Assigned | - | - | - | - |
| Unassigned (deficit) | - | - | - | - |
| Total fund balances | <u>1</u> | <u>96,888</u> | <u>38,850</u> | <u>38,874</u> |
| Total deferred inflows of resources and fund balances | <u>\$ 1</u> | <u>\$ 96,888</u> | <u>\$ 38,850</u> | <u>\$ 38,874</u> |

| Clark Yoder Ditch | Honda TIF | Dublin Green TIF | Total Nonmajor Capital Project Funds |
|------------------------------|----------------------|-----------------------------|-----------------------------------------------------|
| \$ 118,982 | \$ 211,179 | \$ 435,075 | \$ 28,344,551 |
| - | 132,298 | 193,032 | 325,330 |
| - | - | 850,000 | 850,000 |
| - | 175 | - | 175 |
| 117,996 | - | - | 117,996 |
| - | - | - | 268,103 |
| - | - | - | 4,485 |
| <u>\$ 236,978</u> | <u>\$ 343,652</u> | <u>\$ 1,478,107</u> | <u>\$ 29,910,640</u> |
| \$ - | \$ - | \$ - | \$ 1,294 |
| - | - | 179,278 | 187,303 |
| - | - | 144,977 | 196,423 |
| 232,061 | - | - | 232,061 |
| <u>232,061</u> | <u>-</u> | <u>324,255</u> | <u>617,081</u> |
| 117,996 | - | - | 117,996 |
| - | 175 | - | 175 |
| - | 132,298 | 193,032 | 325,330 |
| <u>117,996</u> | <u>132,473</u> | <u>193,032</u> | <u>443,501</u> |
| - | - | - | 4,485 |
| - | 211,179 | 960,820 | 11,692,003 |
| - | - | - | 8,151,839 |
| - | - | - | 9,162,815 |
| (113,079) | - | - | (161,084) |
| <u>(113,079)</u> | <u>211,179</u> | <u>960,820</u> | <u>28,850,058</u> |
| <u>\$ 236,978</u> | <u>\$ 343,652</u> | <u>\$ 1,478,107</u> | <u>\$ 29,910,640</u> |

UNION COUNTY, OHIO

COMBINING STATEMENT OF REVENUES, EXPENDITURES AND CHANGES IN FUND BALANCES
NONMAJOR CAPITAL PROJECTS FUNDS
FOR THE YEAR ENDED DECEMBER 31, 2021

| | <u>MVGT - Infrastructure</u> | <u>Capital Improvements</u> | <u>Capital Infrastructure</u> | <u>Federal Grant and Recapture CDBG</u> |
|--------------------------------------------------------------|----------------------------------|---------------------------------|-----------------------------------|-------------------------------------------------|
| Revenues: | | | | |
| Intergovernmental | \$ - | \$ - | \$ - | \$ 622,495 |
| Special assessments | - | - | 25,392 | - |
| Investment income | 36,441 | 2,730 | - | - |
| Payment in lieu of taxes | - | - | - | - |
| Other | 725,429 | - | - | - |
| Total revenues | <u>761,870</u> | <u>2,730</u> | <u>25,392</u> | <u>622,495</u> |
| Expenditures: | | | | |
| Current: | | | | |
| General government: | | | | |
| Legislative and executive | - | - | - | - |
| Human services | - | - | - | - |
| Capital outlay | 30,900 | 396,565 | 253,321 | 673,926 |
| Debt service: | | | | |
| Interest and fiscal charges | - | - | - | - |
| Total expenditures | <u>30,900</u> | <u>396,565</u> | <u>253,321</u> | <u>673,926</u> |
| Excess (deficiency) of revenues over (under) expenditures | <u>730,970</u> | <u>(393,835)</u> | <u>(227,929)</u> | <u>(51,431)</u> |
| Other financing sources (uses): | | | | |
| Transfers in | 1,677,739 | 1,400,000 | 4,500,000 | - |
| Transfers out | - | (1,067,097) | (864,453) | - |
| Total other financing sources (uses) | <u>1,677,739</u> | <u>332,903</u> | <u>3,635,547</u> | <u>-</u> |
| Net change in fund balances | 2,408,709 | (60,932) | 3,407,618 | (51,431) |
| Fund balance (deficit) at beginning of year | <u>7,903,197</u> | <u>9,225,583</u> | <u>4,322,983</u> | <u>3,441</u> |
| Fund balance (deficit) at end of year | <u>\$ 10,311,906</u> | <u>\$ 9,164,651</u> | <u>\$ 7,730,601</u> | <u>\$ (47,990)</u> |

| <u>Ditch Equipment Building</u> | <u>DD Capital</u> | <u>Sheriff's Facility Construction</u> | <u>AG Center</u> | <u>London Ave. Government Building</u> | <u>Boylan and Phelps Ditch</u> |
|-----------------------------------------|-------------------|--------------------------------------------|------------------|------------------------------------------------|------------------------------------|
| \$ - | \$ - | \$ - | \$ - | \$ - | \$ - |
| - | - | - | - | - | - |
| - | - | - | - | - | - |
| - | - | - | - | - | - |
| - | - | - | - | - | - |
| - | - | - | - | - | - |
| - | - | - | 1 | - | - |
| - | 182,621 | - | - | - | - |
| - | - | - | - | - | - |
| - | - | - | - | - | - |
| - | 182,621 | - | 1 | - | - |
| - | (182,621) | - | (1) | - | - |
| - | 510,000 | - | - | - | - |
| - | - | - | - | - | - |
| - | 510,000 | - | - | - | - |
| - | 327,379 | - | (1) | - | - |
| 3,081 | 91,466 | 3,058 | 325 | 1,644 | 30,405 |
| <u>\$ 3,081</u> | <u>\$ 418,845</u> | <u>\$ 3,058</u> | <u>\$ 324</u> | <u>\$ 1,644</u> | <u>\$ 30,405</u> |

- - Continued

UNION COUNTY, OHIO

COMBINING STATEMENT OF REVENUES, EXPENDITURES AND CHANGES IN FUND BALANCES
NONMAJOR CAPITAL PROJECTS FUNDS
FOR THE YEAR ENDED DECEMBER 31, 2021

| | <u>Main Street Building</u> | <u>Lower Green JT Ditch</u> | <u>Cattail Swamp Ditch</u> | <u>Multi Building Improvement</u> |
|--------------------------------------------------------------|---------------------------------|---------------------------------|--------------------------------|---------------------------------------|
| Revenues: | | | | |
| Intergovernmental | \$ - | \$ - | \$ - | \$ - |
| Special assessments | - | 56 | 24,305 | - |
| Investment income | - | - | - | 183 |
| Payment in lieu of taxes | - | - | - | - |
| Other | - | - | - | - |
| Total revenues | <u>-</u> | <u>56</u> | <u>24,305</u> | <u>183</u> |
| Expenditures: | | | | |
| Current: | | | | |
| General government: | | | | |
| Legislative and executive | 1 | - | - | - |
| Human services | - | - | - | - |
| Capital outlay | - | - | - | 8,100 |
| Debt service: | | | | |
| Interest and fiscal charges | - | - | - | - |
| Total expenditures | <u>1</u> | <u>-</u> | <u>-</u> | <u>8,100</u> |
| Excess (deficiency) of revenues over (under) expenditures | <u>(1)</u> | <u>56</u> | <u>24,305</u> | <u>(7,917)</u> |
| Other financing sources (uses): | | | | |
| Transfers in | - | - | - | - |
| Transfers out | - | - | (26,750) | - |
| Total other financing sources (uses) | <u>-</u> | <u>-</u> | <u>(26,750)</u> | <u>-</u> |
| Net change in fund balances | (1) | 56 | (2,445) | (7,917) |
| Fund balance (deficit) at beginning of year | <u>2</u> | <u>96,832</u> | <u>41,295</u> | <u>46,791</u> |
| Fund balance (deficit) at end of year | <u>\$ 1</u> | <u>\$ 96,888</u> | <u>\$ 38,850</u> | <u>\$ 38,874</u> |

| Clark Yoder Ditch Construction | Honda TIF | Dublin Green TIF | Capital Projects (Department of Transportation) | Prosecutor Bldg CH Entry Improvement | Total Nonmajor Capital Project Funds |
|-----------------------------------------------|----------------------|-----------------------------|----------------------------------------------------------------|-----------------------------------------------------|-----------------------------------------------------|
| \$ - | \$ 350 | \$ - | \$ 125,605 | \$ - | \$ 748,450 |
| 13,099 | - | - | - | - | 62,852 |
| - | - | - | - | - | 39,354 |
| - | 129,082 | 213,872 | - | - | 342,954 |
| - | - | - | - | - | 725,429 |
| <u>13,099</u> | <u>129,432</u> | <u>213,872</u> | <u>125,605</u> | <u>-</u> | <u>1,919,039</u> |
| - | - | - | - | - | 2 |
| - | - | - | - | - | 182,621 |
| 181,336 | - | 3,074,465 | 125,605 | 33,161 | 4,777,379 |
| <u>25,048</u> | <u>-</u> | <u>-</u> | <u>-</u> | <u>-</u> | <u>25,048</u> |
| <u>206,384</u> | <u>-</u> | <u>3,074,465</u> | <u>125,605</u> | <u>33,161</u> | <u>4,985,050</u> |
| <u>(193,285)</u> | <u>129,432</u> | <u>(2,860,593)</u> | <u>-</u> | <u>(33,161)</u> | <u>(3,066,011)</u> |
| - | - | 801,513 | - | 4,277,527 | 13,166,779 |
| - | - | - | - | - | (1,958,300) |
| <u>-</u> | <u>-</u> | <u>801,513</u> | <u>-</u> | <u>4,277,527</u> | <u>11,208,479</u> |
| (193,285) | 129,432 | (2,059,080) | - | 4,244,366 | 8,142,468 |
| <u>80,206</u> | <u>81,747</u> | <u>3,019,900</u> | <u>-</u> | <u>(4,244,366)</u> | <u>20,707,590</u> |
| <u>\$ (113,079)</u> | <u>\$ 211,179</u> | <u>\$ 960,820</u> | <u>\$ -</u> | <u>\$ -</u> | <u>\$ 28,850,058</u> |

UNION COUNTY, OHIO

SCHEDULE OF REVENUES, EXPENDITURES, AND CHANGES IN
 FUND BALANCE - BUDGET AND ACTUAL (NON-GAAP BUDGETARY BASIS)
 MVGT INFRASTRUCTURE
 FOR THE YEAR ENDED DECEMBER 31, 2021

| | <u>Budgeted Amounts</u> | | | Variance with Final Budget Positive (Negative) |
|--------------------------------------------------------------|-------------------------|---------------------|----------------------|-------------------------------------------------------------------|
| | <u>Original</u> | <u>Final</u> | <u>Actual</u> | |
| Revenues: | | | | |
| Investment income | \$ - | \$ - | \$ 36,441 | (36,441) |
| Other | - | - | 725,429 | |
| Total revenues | - | - | 761,870 | (36,441) |
| Expenditures: | | | | |
| Current: | | | | |
| Capital outlay | | | | |
| Contractual services | - | 30,900 | 30,900 | - |
| Total expenditures | - | 30,900 | 30,900 | - |
| Excess (deficiency) of expenditures over (under) revenues | - | (30,900) | 730,970 | 761,870 |
| Other financing sources: | | | | |
| Transfers in | - | - | 1,677,739 | 1,677,739 |
| Total other financing sources | - | - | 1,677,739 | 1,677,739 |
| Net change in fund balance | - | (30,900) | 2,408,709 | 2,439,609 |
| Fund balance at beginning of year | <u>7,903,197</u> | <u>7,903,197</u> | <u>7,903,197</u> | <u>-</u> |
| Fund balance at end of year | <u>\$ 7,903,197</u> | <u>\$ 7,872,297</u> | <u>\$ 10,311,906</u> | <u>\$ 2,439,609</u> |

UNION COUNTY, OHIO

SCHEDULE OF REVENUES, EXPENDITURES, AND CHANGES IN
 FUND BALANCE - BUDGET AND ACTUAL (NON-GAAP BUDGETARY BASIS)
 CAPITAL IMPROVEMENTS
 FOR THE YEAR ENDED DECEMBER 31, 2021

| | <u>Budgeted Amounts</u> | | | Variance with Final Budget Positive (Negative) |
|---------------------------------------------|-------------------------|---------------------|---------------------|-------------------------------------------------------------------|
| | <u>Original</u> | <u>Final</u> | <u>Actual</u> | |
| Revenues: | | | | |
| Other | \$ - | \$ - | \$ 61,793 | \$ 61,793 |
| Total revenues | - | - | 61,793 | 61,793 |
| Expenditures: | | | | |
| Current: | | | | |
| Capital outlay: | | | | |
| Contractual services | 1,315,990 | 1,262,008 | 759,878 | 502,130 |
| Capital outlay | 28,319 | 31,869 | 31,869 | - |
| Total expenditures | 1,344,309 | 1,293,877 | 791,747 | 502,130 |
| Excess of expenditures over revenues | (1,344,309) | (1,293,877) | (729,954) | 563,923 |
| Other financing sources (uses): | | | | |
| Transfers in | 1,700,000 | 1,700,000 | 1,400,000 | (300,000) |
| Transfers out | (1,500,000) | (1,500,000) | (1,067,097) | 432,903 |
| Total other financing sources (uses) | 200,000 | 200,000 | 332,903 | 132,903 |
| Net change in fund balance | (1,144,309) | (1,093,877) | (397,051) | 696,826 |
| Fund balance at beginning of year | 8,731,958 | 8,731,958 | 8,731,958 | - |
| Prior year encumbrances appropriated | 166,459 | 166,459 | 166,459 | - |
| Fund balance at end of year | <u>\$ 7,754,108</u> | <u>\$ 7,804,540</u> | <u>\$ 8,501,366</u> | <u>\$ 696,826</u> |

UNION COUNTY, OHIO

SCHEDULE OF REVENUES, EXPENDITURES, AND CHANGES IN
 FUND BALANCE - BUDGET AND ACTUAL (NON-GAAP BUDGETARY BASIS)
 CAPITAL INFRASTRUCTURE
 FOR THE YEAR ENDED DECEMBER 31, 2021

| | <u>Budgeted Amounts</u> | | | Variance with |
|---------------------------------------------|-------------------------|---------------------|---------------------|-------------------------------------------------------------|
| | <u>Original</u> | <u>Final</u> | <u>Actual</u> | Final Budget Positive (Negative) |
| Revenues: | | | | |
| Special assessments | \$ - | \$ - | \$ 25,392 | \$ 25,392 |
| Total revenues | <u>-</u> | <u>-</u> | <u>25,392</u> | <u>25,392</u> |
| Expenditures: | | | | |
| Current: | | | | |
| Capital outlay: | | | | |
| Contractual services | 2,129,127 | 1,446,810 | 253,321 | 1,193,489 |
| Total expenditures | <u>2,129,127</u> | <u>1,446,810</u> | <u>253,321</u> | <u>1,193,489</u> |
| Excess of expenditures over revenues | <u>(2,129,127)</u> | <u>(1,446,810)</u> | <u>(227,929)</u> | <u>1,218,881</u> |
| Other financing sources (uses): | | | | |
| Transfers in | 800,000 | 800,000 | 4,500,000 | 3,700,000 |
| Transfers out | (231,910) | (883,423) | (864,453) | 18,970 |
| Total other financing sources (uses) | <u>568,090</u> | <u>(83,423)</u> | <u>3,635,547</u> | <u>3,718,970</u> |
| Net change in fund balance | (1,561,037) | (1,530,233) | 3,407,618 | 4,937,851 |
| Fund balance at beginning of year | 4,229,290 | 4,229,290 | 4,229,290 | - |
| Prior year encumbrances appropriated | <u>93,693</u> | <u>93,693</u> | <u>93,693</u> | <u>-</u> |
| Fund balance at end of year | <u>\$ 2,761,946</u> | <u>\$ 2,792,750</u> | <u>\$ 7,730,601</u> | <u>\$ 4,937,851</u> |

UNION COUNTY, OHIO

SCHEDULE OF REVENUES, EXPENDITURES, AND CHANGES IN
 FUND BALANCE - BUDGET AND ACTUAL (NON-GAAP BUDGETARY BASIS)
 FEDERAL GRANT AND RECAPTURE CDBG
 FOR THE YEAR ENDED DECEMBER 31, 2021

| | <u>Budgeted Amounts</u> | | | Variance with Final Budget Positive (Negative) |
|---------------------------------------------|-------------------------|----------------|-----------------|-------------------------------------------------------------------|
| | <u>Original</u> | <u>Final</u> | <u>Actual</u> | |
| Revenues: | | | | |
| Intergovernmental | \$ 638,215 | \$ 638,215 | \$ 622,495 | \$ (15,720) |
| Total revenues | <u>638,215</u> | <u>638,215</u> | <u>622,495</u> | <u>(15,720)</u> |
| Expenditures: | | | | |
| Current: | | | | |
| Capital outlay: | | | | |
| Contractual services | 641,598 | 641,598 | 623,000 | 18,598 |
| Total expenditures | <u>641,598</u> | <u>641,598</u> | <u>623,000</u> | <u>18,598</u> |
| Net change in fund balance | (3,383) | (3,383) | (505) | 2,878 |
| Fund balance at beginning of year | 3,441 | 3,441 | 3,441 | - |
| Prior year encumbrances appropriated | <u>505</u> | <u>505</u> | <u>505</u> | <u>-</u> |
| Fund balance at end of year | <u>\$ 563</u> | <u>\$ 563</u> | <u>\$ 3,441</u> | <u>\$ 2,878</u> |

UNION COUNTY, OHIO

SCHEDULE OF REVENUES, EXPENDITURES, AND CHANGES IN
FUND BALANCE - BUDGET AND ACTUAL (NON-GAAP BUDGETARY BASIS)
DITCH EQUIPMENT BUILDING
FOR THE YEAR ENDED DECEMBER 31, 2021

| | <u>Budgeted Amounts</u> | | | Variance with Final Budget Positive (Negative) |
|------------------------------------------|-------------------------|-----------------|-----------------|-------------------------------------------------------------------|
| | <u>Original</u> | <u>Final</u> | <u>Actual</u> | |
| Fund balance at beginning of year | \$ 3,081 | \$ 3,081 | \$ 3,081 | \$ - |
| Fund balance at end of year | <u>\$ 3,081</u> | <u>\$ 3,081</u> | <u>\$ 3,081</u> | <u>\$ -</u> |

UNION COUNTY, OHIO

SCHEDULE OF REVENUES, EXPENDITURES, AND CHANGES IN
 FUND BALANCE - BUDGET AND ACTUAL (NON-GAAP BUDGETARY BASIS)
 DD CAPITAL
 FOR THE YEAR ENDED DECEMBER 31, 2021

| | <u>Budgeted Amounts</u> | | | Variance with Final Budget Positive (Negative) |
|----------------------------------------------|-------------------------|------------------|-------------------|-------------------------------------------------------------------|
| | <u>Original</u> | <u>Final</u> | <u>Actual</u> | |
| Expenditures: | | | | |
| Current: | | | | |
| Human services: | | | | |
| Contractual services | \$ 510,000 | \$ 450,000 | \$ 280,192 | \$ 169,808 |
| Capital outlay | - | 60,000 | 41,006 | 18,994 |
| Total expenditures | <u>510,000</u> | <u>510,000</u> | <u>321,198</u> | <u>188,802</u> |
| Excess of expenditures over revenues | <u>(510,000)</u> | <u>(510,000)</u> | <u>(321,198)</u> | <u>188,802</u> |
| Other financing sources: | | | | |
| Transfers in | - | 510,000 | 510,000 | - |
| Total other financing sources | <u>-</u> | <u>510,000</u> | <u>510,000</u> | <u>-</u> |
| Net change in fund balance | (510,000) | - | 188,802 | 188,802 |
| Fund balance at beginning of year | <u>91,466</u> | <u>91,466</u> | <u>91,466</u> | <u>-</u> |
| Fund balance (deficit) at end of year | <u>\$ (418,534)</u> | <u>\$ 91,466</u> | <u>\$ 280,268</u> | <u>\$ 188,802</u> |

UNION COUNTY, OHIO

SCHEDULE OF REVENUES, EXPENDITURES, AND CHANGES IN
 FUND BALANCE - BUDGET AND ACTUAL (NON-GAAP BUDGETARY BASIS)
 SHERIFF'S FACILITY CONSTRUCTION
 FOR THE YEAR ENDED DECEMBER 31, 2021

| | <u>Budgeted Amounts</u> | | <u>Actual</u> | <u>Variance with Final Budget Positive (Negative)</u> |
|------------------------------------------|-------------------------|--------------------|------------------------|-------------------------------------------------------------------|
| | <u>Original</u> | <u>Final</u> | | |
| Expenditures: | | | | |
| Current: | | | | |
| Capital outlay | \$ 3,058 | \$ 3,058 | \$ - | \$ 3,058 |
| Total expenditures | <u>3,058</u> | <u>3,058</u> | <u>-</u> | <u>3,058</u> |
| Net change in fund balance | (3,058) | (3,058) | - | 3,058 |
| Fund balance at beginning of year | <u>3,058</u> | <u>3,058</u> | <u>3,058</u> | <u>-</u> |
| Fund balance at end of year | <u><u>\$ -</u></u> | <u><u>\$ -</u></u> | <u><u>\$ 3,058</u></u> | <u><u>\$ 3,058</u></u> |

UNION COUNTY, OHIO

SCHEDULE OF REVENUES, EXPENDITURES, AND CHANGES IN
 FUND BALANCE - BUDGET AND ACTUAL (NON-GAAP BUDGETARY BASIS)
 AG CENTER
 FOR THE YEAR ENDED DECEMBER 31, 2021

| | <u>Budgeted Amounts</u> | | <u>Actual</u> | <u>Variance with Final Budget Positive (Negative)</u> |
|------------------------------------------|-------------------------|--------------------|----------------------|-------------------------------------------------------------------|
| | <u>Original</u> | <u>Final</u> | | |
| Expenditures: | | | | |
| Current: | | | | |
| Capital Outlay | | | | |
| Materials and supplies | \$ 324 | \$ 324 | \$ 1 | \$ 323 |
| Total expenditures | <u>324</u> | <u>324</u> | <u>1</u> | <u>323</u> |
| Net change in fund balance | (324) | (324) | (1) | 323 |
| | | | | |
| Fund balance at beginning of year | <u>325</u> | <u>325</u> | <u>325</u> | <u>-</u> |
| | | | | |
| Fund balance at end of year | <u><u>\$ 1</u></u> | <u><u>\$ 1</u></u> | <u><u>\$ 324</u></u> | <u><u>\$ 323</u></u> |

UNION COUNTY, OHIO

SCHEDULE OF REVENUES, EXPENDITURES, AND CHANGES IN
 FUND BALANCE - BUDGET AND ACTUAL (NON-GAAP BUDGETARY BASIS)
 LONDON AVE. GOVERNMENT BUILDING
 FOR THE YEAR ENDED DECEMBER 31, 2021

| | <u>Budgeted Amounts</u> | | <u>Actual</u> | <u>Variance with Final Budget Positive (Negative)</u> |
|------------------------------------------|-------------------------|--------------------|------------------------|-------------------------------------------------------------------|
| | <u>Original</u> | <u>Final</u> | | |
| Expenditures: | | | | |
| Current: | | | | |
| Capital outlay: | | | | |
| Materials and supplies | \$ 1,644 | \$ 1,644 | \$ - | \$ 1,644 |
| Total expenditures | <u>1,644</u> | <u>1,644</u> | <u>-</u> | <u>1,644</u> |
| Net change in fund balance | (1,644) | (1,644) | - | 1,644 |
| Fund balance at beginning of year | <u>1,644</u> | <u>1,644</u> | <u>1,644</u> | <u>-</u> |
| Fund balance at end of year | <u><u>\$ -</u></u> | <u><u>\$ -</u></u> | <u><u>\$ 1,644</u></u> | <u><u>\$ 1,644</u></u> |

UNION COUNTY, OHIO

SCHEDULE OF REVENUES, EXPENDITURES, AND CHANGES IN
 FUND BALANCE - BUDGET AND ACTUAL (NON-GAAP BUDGETARY BASIS)
 BOYLAN AND PHELPS DITCH
 FOR THE YEAR ENDED DECEMBER 31, 2021

| | <u>Budgeted Amounts</u> | | <u>Actual</u> | <u>Variance with Final Budget Positive (Negative)</u> |
|------------------------------------------|-------------------------|--------------|------------------|-------------------------------------------------------------------|
| | <u>Original</u> | <u>Final</u> | | |
| Expenditures: | | | | |
| Current: | | | | |
| Capital outlay | | | | |
| Contractual services | \$ 30,405 | \$ 30,405 | \$ - | \$ 30,405 |
| Total expenditures | 30,405 | 30,405 | - | 30,405 |
| Net change in fund balance | (30,405) | (30,405) | - | 30,405 |
| Fund balance at beginning of year | 30,405 | 30,405 | 30,405 | - |
| Fund balance at end of year | <u>\$ -</u> | <u>\$ -</u> | <u>\$ 30,405</u> | <u>\$ 30,405</u> |

UNION COUNTY, OHIO

SCHEDULE OF REVENUES, EXPENDITURES, AND CHANGES IN
 FUND BALANCE - BUDGET AND ACTUAL (NON-GAAP BUDGETARY BASIS)
 MAIN STREET BUILDING
 FOR THE YEAR ENDED DECEMBER 31, 2021

| | <u>Budgeted Amounts</u> | | | Variance with Final Budget Positive (Negative) |
|------------------------------------------|-------------------------|--------------|---------------|-------------------------------------------------------------------|
| | <u>Original</u> | <u>Final</u> | <u>Actual</u> | |
| Other financing uses: | | | | |
| Transfers out | \$ (1) | \$ (1) | \$ (1) | \$ - |
| Total other financing uses | <u>(1)</u> | <u>(1)</u> | <u>(1)</u> | <u>-</u> |
| Net change in fund balance | (1) | (1) | (1) | - |
| Fund balance at beginning of year | <u>2</u> | <u>2</u> | <u>2</u> | <u>-</u> |
| Fund balance at end of year | <u>\$ 1</u> | <u>\$ 1</u> | <u>\$ 1</u> | <u>\$ -</u> |

UNION COUNTY, OHIO

SCHEDULE OF REVENUES, EXPENDITURES, AND CHANGES IN
 FUND BALANCE - BUDGET AND ACTUAL (NON-GAAP BUDGETARY BASIS)
 LOWER GREEN JT DITCH
 FOR THE YEAR ENDED DECEMBER 31, 2021

| | <u>Budgeted Amounts</u> | | | Variance with Final Budget Positive (Negative) |
|------------------------------------------|-------------------------|-----------------|------------------|-------------------------------------------------------------------|
| | <u>Original</u> | <u>Final</u> | <u>Actual</u> | |
| Revenues: | | | | |
| Special assessments | \$ 6,000 | \$ 6,000 | \$ 56 | \$ (5,944) |
| Total revenues | <u>6,000</u> | <u>6,000</u> | <u>56</u> | <u>(5,944)</u> |
| Excess of revenues over expenditures | <u>6,000</u> | <u>6,000</u> | <u>56</u> | <u>(5,944)</u> |
| Other financing uses: | | | | |
| Transfers out | (96,833) | (96,833) | - | 96,833 |
| Total other financing uses | <u>(96,833)</u> | <u>(96,833)</u> | <u>-</u> | <u>96,833</u> |
| Net change in fund balance | (90,833) | (90,833) | 56 | 90,889 |
| Fund balance at beginning of year | <u>96,832</u> | <u>96,832</u> | <u>96,832</u> | <u>-</u> |
| Fund balance at end of year | <u>\$ 5,999</u> | <u>\$ 5,999</u> | <u>\$ 96,888</u> | <u>\$ 90,889</u> |

UNION COUNTY, OHIO

SCHEDULE OF REVENUES, EXPENDITURES, AND CHANGES IN
 FUND BALANCE - BUDGET AND ACTUAL (NON-GAAP BUDGETARY BASIS)
 CATTAIL SWAMP DITCH
 FOR THE YEAR ENDED DECEMBER 31, 2021

| | <u>Budgeted Amounts</u> | | | Variance with Final Budget Positive (Negative) |
|------------------------------------------|-------------------------|------------------|------------------|-------------------------------------------------------------------|
| | <u>Original</u> | <u>Final</u> | <u>Actual</u> | |
| Revenues: | | | | |
| Special assessments | \$ 24,000 | \$ 24,000 | \$ 24,305 | \$ 305 |
| Total revenues | <u>24,000</u> | <u>24,000</u> | <u>24,305</u> | <u>305</u> |
| Excess of revenues over expenditures | <u>24,000</u> | <u>24,000</u> | <u>24,305</u> | <u>305</u> |
| Other financing uses: | | | | |
| Transfers out | (27,625) | (27,625) | (26,750) | 875 |
| Total other financing uses | <u>(27,625)</u> | <u>(27,625)</u> | <u>(26,750)</u> | <u>875</u> |
| Net change in fund balance | (3,625) | (3,625) | (2,445) | 1,180 |
| Fund balance at beginning of year | <u>41,295</u> | <u>41,295</u> | <u>41,295</u> | <u>-</u> |
| Fund balance at end of year | <u>\$ 37,670</u> | <u>\$ 37,670</u> | <u>\$ 38,850</u> | <u>\$ 1,180</u> |

UNION COUNTY, OHIO

SCHEDULE OF REVENUES, EXPENDITURES, AND CHANGES IN
 FUND BALANCE - BUDGET AND ACTUAL (NON-GAAP BUDGETARY BASIS)
 MULTI BUILDING IMPROVEMENT
 FOR THE YEAR ENDED DECEMBER 31, 2021

| | <u>Budgeted Amounts</u> | | | Variance with Final Budget Positive (Negative) |
|---------------------------------------------|-------------------------|-----------------|------------------|-------------------------------------------------------------------|
| | <u>Original</u> | <u>Final</u> | <u>Actual</u> | |
| Revenues: | | | | |
| Investment income | \$ 250 | \$ 250 | \$ 183 | \$ (67) |
| Total revenues | <u>250</u> | <u>250</u> | <u>183</u> | <u>(67)</u> |
| Expenditures: | | | | |
| Current: | | | | |
| Capital outlay: | | | | |
| Contractual services | 47,002 | 40,202 | 8,100 | 32,102 |
| Total expenditures | <u>47,002</u> | <u>40,202</u> | <u>8,100</u> | <u>32,102</u> |
| Net change in fund balance | (46,752) | (39,952) | (7,917) | 32,035 |
| Fund balance at beginning of year | 39,991 | 39,991 | 39,991 | - |
| Prior year encumbrances appropriated | <u>6,800</u> | <u>6,800</u> | <u>6,800</u> | <u>-</u> |
| Fund balance at end of year | <u>\$ 39</u> | <u>\$ 6,839</u> | <u>\$ 38,874</u> | <u>\$ 32,035</u> |

UNION COUNTY, OHIO

SCHEDULE OF REVENUES, EXPENDITURES, AND CHANGES IN
 FUND BALANCE - BUDGET AND ACTUAL (NON-GAAP BUDGETARY BASIS)
 PROSECUTOR BUILDING CH ENTRY IMPROVEMENT
 FOR THE YEAR ENDED DECEMBER 31, 2021

| | <u>Budgeted Amounts</u> | | <u>Actual</u> | Variance with Final Budget Positive (Negative) |
|---------------------------------------------|-------------------------|------------------|------------------|-------------------------------------------------------------------|
| | <u>Original</u> | <u>Final</u> | | |
| Expenditures: | | | | |
| Current: | | | | |
| Capital outlay: | | | | |
| Contractual services | \$ 349,037 | \$ 128,320 | \$ 128,320 | \$ - |
| Equipment | 1,756 | - | - | - |
| Total expenditures | <u>350,793</u> | <u>128,320</u> | <u>128,320</u> | <u>-</u> |
| Excess of expenditures over revenues | <u>(350,793)</u> | <u>(128,320)</u> | <u>(128,320)</u> | <u>-</u> |
| Other financing sources (uses): | | | | |
| Note proceeds | - | 6,036 | - | (6,036) |
| Transfers out | - | (222,473) | (222,473) | - |
| Total other financing sources (uses) | <u>-</u> | <u>(216,437)</u> | <u>(222,473)</u> | <u>(6,036)</u> |
| Net change in fund balance | (350,793) | (344,757) | (350,793) | (6,036) |
| Fund balance at beginning of year | 216,437 | 216,437 | 216,437 | - |
| Prior year encumbrances appropriated | <u>134,356</u> | <u>134,356</u> | <u>134,356</u> | |
| Fund balance at end of year | <u>\$ -</u> | <u>\$ 6,036</u> | <u>\$ -</u> | <u>\$ (6,036)</u> |

UNION COUNTY, OHIO

SCHEDULE OF REVENUES, EXPENDITURES, AND CHANGES IN
 FUND BALANCE - BUDGET AND ACTUAL (NON-GAAP BUDGETARY BASIS)
 CLARK YODER DITCH CONSTRUCTION
 FOR THE YEAR ENDED DECEMBER 31, 2021

| | <u>Budgeted Amounts</u> | | <u>Actual</u> | Variance with Final Budget Positive (Negative) |
|------------------------------------------|--------------------------|--------------------------|--------------------------|-------------------------------------------------------------------|
| | <u>Original</u> | <u>Final</u> | | |
| Revenues: | | | | |
| Special assessments | \$ - | \$ - | \$ 13,099 | \$ 13,099 |
| Total revenues | <u>-</u> | <u>-</u> | <u>13,099</u> | <u>13,099</u> |
| Expenditures: | | | | |
| Current: | | | | |
| Capital outlay: | | | | |
| Other | - | - | 181,336 | (181,336) |
| Debt service: | | | | |
| Principal retirement | - | 24,360 | 24,360 | - |
| Interest and fiscal charges | - | 25,048 | 25,048 | - |
| Total expenditures | <u>-</u> | <u>49,408</u> | <u>230,744</u> | <u>(181,336)</u> |
| Net change in fund balance | - | (49,408) | (217,645) | (168,237) |
| Fund balance at beginning of year | <u>336,627</u> | <u>336,627</u> | <u>336,627</u> | <u>-</u> |
| Fund balance at end of year | <u><u>\$ 336,627</u></u> | <u><u>\$ 287,219</u></u> | <u><u>\$ 118,982</u></u> | <u><u>\$ (168,237)</u></u> |

UNION COUNTY, OHIO

SCHEDULE OF REVENUES, EXPENDITURES, AND CHANGES IN
 FUND BALANCE - BUDGET AND ACTUAL (NON-GAAP BUDGETARY BASIS)
 HONDA TIF
 FOR THE YEAR ENDED DECEMBER 31, 2021

| | <u>Budgeted Amounts</u> | | <u>Actual</u> | Variance with Final Budget Positive (Negative) |
|------------------------------------------|--------------------------|--------------------------|--------------------------|-------------------------------------------------------------------|
| | <u>Original</u> | <u>Final</u> | | |
| Revenues: | | | | |
| Payment in lieu of taxes | \$ 174,650 | \$ 174,650 | \$ 129,082 | \$ (45,568) |
| Intergovernmental | 350 | 350 | 350 | - |
| Total revenues | <u>175,000</u> | <u>175,000</u> | <u>129,432</u> | <u>(45,568)</u> |
| Net change in fund balance | 175,000 | 175,000 | 129,432 | (45,568) |
| Fund balance at beginning of year | <u>81,747</u> | <u>81,747</u> | <u>81,747</u> | <u>-</u> |
| Fund balance at end of year | <u><u>\$ 256,747</u></u> | <u><u>\$ 256,747</u></u> | <u><u>\$ 211,179</u></u> | <u><u>\$ (45,568)</u></u> |

UNION COUNTY, OHIO

SCHEDULE OF REVENUES, EXPENDITURES, AND CHANGES IN
 FUND BALANCE - BUDGET AND ACTUAL (NON-GAAP BUDGETARY BASIS)
 DUBLIN GREEN TIF
 FOR THE YEAR ENDED DECEMBER 31, 2021

| | <u>Budgeted Amounts</u> | | <u>Actual</u> | <u>Variance with</u> |
|------------------------------------------------------|-------------------------|--------------------|--------------------|----------------------|
| | <u>Original</u> | <u>Final</u> | | <u>Final Budget</u> |
| | | | | <u>Positive</u> |
| | | | | <u>(Negative)</u> |
| Revenues: | | | | |
| Payment in lieu of taxes | \$ 260,000 | \$ 260,000 | \$ 213,872 | \$ (46,128) |
| Total revenues | <u>260,000</u> | <u>260,000</u> | <u>213,872</u> | <u>(46,128)</u> |
| Expenditures: | | | | |
| Current: | | | | |
| Capital outlay: | | | | |
| Contractual services | - | 3,078,374 | 2,750,210 | 328,164 |
| Total expenditures | <u>-</u> | <u>3,078,374</u> | <u>2,750,210</u> | <u>328,164</u> |
| Excess (deficiency) of expenditures over revenues | <u>260,000</u> | <u>(2,818,374)</u> | <u>(2,536,338)</u> | <u>282,036</u> |
| Other financing sources: | | | | |
| Transfers in | - | 801,513 | 801,513 | - |
| Total other financing sources | <u>-</u> | <u>801,513</u> | <u>801,513</u> | <u>-</u> |
| Net change in fund balance | 260,000 | (2,016,861) | (1,734,825) | 282,036 |
| Fund balance at beginning of year | <u>2,169,900</u> | <u>2,169,900</u> | <u>2,169,900</u> | <u>-</u> |
| Fund balance at end of year | <u>\$ 2,429,900</u> | <u>\$ 153,039</u> | <u>\$ 435,075</u> | <u>\$ 282,036</u> |

UNION COUNTY, OHIO

SCHEDULE OF REVENUES, EXPENDITURES, AND CHANGES IN
 FUND BALANCE - BUDGET AND ACTUAL (NON-GAAP BUDGETARY BASIS)
 CAPITAL PROJECT ISSUE II
 FOR THE YEAR ENDED DECEMBER 31, 2021

| | <u>Budgeted Amounts</u> | | | Variance with Final Budget Positive (Negative) |
|------------------------------------------|-------------------------|----------------|----------------|-------------------------------------------------------------------|
| | <u>Original</u> | <u>Final</u> | <u>Actual</u> | |
| Revenues: | | | | |
| Intergovernmental | \$ 45,755 | \$ 125,605 | \$ 125,605 | \$ - |
| Total revenues | <u>45,755</u> | <u>125,605</u> | <u>125,605</u> | <u>-</u> |
| Expenditures: | | | | |
| Current: | | | | |
| Capital outlay | | | | |
| Contractual services | - | 125,605 | 125,605 | - |
| Total expenditures | <u>-</u> | <u>125,605</u> | <u>125,605</u> | <u>-</u> |
| Net change in fund balance | 45,755 | - | - | - |
| Fund balance at beginning of year | <u>-</u> | <u>-</u> | <u>-</u> | <u>-</u> |
| Fund balance at end of year | <u>\$ 45,755</u> | <u>\$ -</u> | <u>\$ -</u> | <u>\$ -</u> |

UNION COUNTY, OHIO

INDIVIDUAL FUND SCHEDULES
FUND DESCRIPTIONS - PROPRIETARY FUNDS

ENTERPRISE FUNDS

The enterprise funds are used to account for the financing of costs (expenses, including depreciation) of providing goods or services to the general public on a continuing basis that are financed or recovered primarily through user charges. The following is a description of the enterprise funds:

Major Enterprise Funds

Sanitary Sewer

To account for the operations of the sewer collection system within the County.

Building and Development

To account for fees collected from the general public for building and construction permits.

UNION COUNTY, OHIO

SCHEDULE OF REVENUES, EXPENSES, AND CHANGES IN
 FUND EQUITY - BUDGET AND ACTUAL (NON-GAAP BUDGETARY BASIS)
 SANITARY SEWER
 FOR THE YEAR ENDED DECEMBER 31, 2021

| | Budgeted Amounts | | | Variance with Final Budget Positive (Negative) |
|---------------------------------------------|-------------------|-------------------|---------------------|---------------------------------------------------------|
| | Original | Final | Actual | |
| Operating revenues: | | | | |
| Charges for services | \$ 380,000 | \$ 380,000 | \$ 379,925 | \$ (75) |
| Tap in fees | 100 | 100 | - | (100) |
| Licenses and permits | 1,000 | 1,000 | 300 | (700) |
| Special assessment | 75,000 | 75,000 | 48,167 | (26,833) |
| Other operating revenue | 1,000 | 1,000 | - | (1,000) |
| Total operating revenues | <u>457,100</u> | <u>457,100</u> | <u>428,392</u> | <u>(28,708)</u> |
| Operating expenses: | | | | |
| Personal services | 161,985 | 161,985 | 134,793 | 27,192 |
| Materials and supplies | 54,806 | 55,750 | 33,102 | 22,648 |
| Contractual services | 528,250 | 558,250 | 258,613 | 299,637 |
| Capital outlay | 54,898 | 54,000 | 32,529 | 21,471 |
| Other | 38,000 | 7,000 | 125 | 6,875 |
| Total operating expenses | <u>837,939</u> | <u>836,985</u> | <u>459,162</u> | <u>377,823</u> |
| Operating loss | <u>(380,839)</u> | <u>(379,885)</u> | <u>(30,770)</u> | <u>349,115</u> |
| Nonoperating revenues (expenses): | | | | |
| Principal retirement | (95,000) | (10,775) | - | 10,775 |
| Investment income | 17,000 | 17,000 | 5,163 | (11,837) |
| Transfers out | - | (84,225) | (84,225) | - |
| Total nonoperating revenues (expenses) | <u>(78,000)</u> | <u>(78,000)</u> | <u>(79,062)</u> | <u>(1,062)</u> |
| Change in fund equity | (458,839) | (457,885) | (109,832) | 348,053 |
| Fund equity at beginning of year | 1,379,857 | 1,379,857 | 1,379,857 | - |
| Prior year encumbrances appropriated | <u>954</u> | <u>954</u> | <u>954</u> | <u>-</u> |
| Fund equity at end of year | <u>\$ 921,972</u> | <u>\$ 922,926</u> | <u>\$ 1,270,979</u> | <u>\$ 348,053</u> |

UNION COUNTY, OHIO

SCHEDULE OF REVENUES, EXPENSES, AND CHANGES IN
 FUND EQUITY - BUDGET AND ACTUAL (NON-GAAP BUDGETARY BASIS)
 BUILDING AND DEVELOPMENT
 FOR THE YEAR ENDED DECEMBER 31, 2021

| | Budgeted Amounts | | | Variance with Final Budget Positive (Negative) |
|-----------------------------------------|---------------------|---------------------|---------------------|---------------------------------------------------------|
| | Original | Final | Actual | |
| Operating revenues: | | | | |
| Charges for services | \$ 1,460,000 | \$ 1,460,000 | \$ 2,380,285 | \$ 920,285 |
| Licenses and permits | 60,000 | 60,000 | 127,045 | 67,045 |
| Other operating revenues | 225,841 | 225,841 | 207,739 | (18,102) |
| Total operating revenues | <u>1,745,841</u> | <u>1,745,841</u> | <u>2,715,069</u> | <u>969,228</u> |
| Operating expenses: | | | | |
| Personal services | 1,574,047 | 1,555,749 | 1,102,996 | 452,753 |
| Materials and supplies | 22,000 | 21,255 | 10,199 | 11,056 |
| Contractual services | 618,520 | 653,960 | 631,899 | 22,061 |
| Capital outlay | 85,500 | 104,103 | 95,703 | 8,400 |
| Other | 100,400 | 65,400 | 31,567 | 33,833 |
| Total operating expenses | <u>2,400,467</u> | <u>2,400,467</u> | <u>1,872,364</u> | <u>528,103</u> |
| Operating income (loss) | <u>(654,626)</u> | <u>(654,626)</u> | <u>842,705</u> | <u>1,497,331</u> |
| Nonoperating expenses: | | | | |
| Transfer out | - | (1,677,739) | (1,677,739) | - |
| Total nonoperating expenses | <u>-</u> | <u>(1,677,739)</u> | <u>(1,677,739)</u> | <u>-</u> |
| Change in fund equity | (654,626) | (2,332,365) | (835,034) | 1,497,331 |
| Fund equity at beginning of year | <u>4,228,804</u> | <u>4,228,804</u> | <u>4,228,804</u> | <u>-</u> |
| Fund equity at end of year | <u>\$ 3,574,178</u> | <u>\$ 1,896,439</u> | <u>\$ 3,393,770</u> | <u>\$ 1,497,331</u> |

UNION COUNTY, OHIO

FUND DESCRIPTIONS - CUSTODIAL FUNDS

The fiduciary funds are used to account for assets held by the County in a trustee capacity, or as an agent for individuals, private organizations, and/or other governments. The following are the County's fiduciary funds:

Custodial Funds

Custodial funds are used to report fiduciary activities that are not required to be reported in a trust fund. The following are the County's custodial funds:

Tax Collect

To account for the collection of various property taxes. These taxes are periodically distributed to local governments in the County including Union County itself.

Health District

To account for the funds and sub-funds of the Board of Health for which the County Auditor serves as ex-officio fiscal agent.

FCFC

To account for the revenues and expenditures of the Council of Union County Families that administers various social programs within the County.

Indigent Counsel

To account for court monies ordered reimbursed to the County or subdivision for attorney fees related to cases involving indigent clients.

Housing Trust

To account for the increased funds collected by the Recorder's office in accordance with House Bill 95.

Ohio Elections Commission

To account for funds collected that are distributed to the State of Ohio for election fees.

Humane Society

To account for funds collected that are distributed to the Union County Humane Society.

Central Ohio Youth Center

To account for monies received and expended for a five county joint juvenile detention center for which the Union County Auditor served as fiscal agent.

Probation Improvement Program

To account for receipts and expenditures of the probation program jointly governed by the Champaign, Logan and Union County Common Pleas Judges.

Soil and Water Conservation District

To account for monies received and expended for the Soil and Water Conservation District for which the County Auditor serves as fiscal agent.

Joint Recreation District

To account for receipts and expenditures associated with this joint activity among Union County, the City of Marysville and Paris Township.

Council of Governments

To account for the receipts and expenditures of the local government innovation collaboration jointly governed by the City of Marysville, Union County and the Marysville Exempted Village School District.

UNION COUNTY, OHIO

FUND DESCRIPTIONS - CUSTODIAL FUNDS (CONTINUED)

LUC Regional Planning Commission

To account for the additions and deductions of the commission which is jointly governed by the counties, villages, cities, and townships within Logan, Union and Champaign Counties.

Custodial Ditch

To account for additions and deductions related to ditch funds from other counties.

County Courts

To account for Clerk of Courts, Probate Court, and Juvenile Court receipts which are distributed to various agencies.

Sheriff

To account for monies collected by the Sheriff to be disbursed to other governments.

Coronavirus Relief

To account for the collection of CARES Act money that is to be distributed to designated agencies.

UNION COUNTY, OHIO

COMBINING STATEMENT OF FIDUCIARY NET POSITION
CUSTODIAL FUNDS
DECEMBER 31, 2021

| | Tax Collect | Health District | FCFC |
|-----------------------------------------------------------------|---------------------|------------------------|-------------------|
| Assets: | | | |
| Equity in pooled cash and cash equivalents | \$ 3,563,566 | \$ 4,416,663 | \$ 151,634 |
| Cash and cash equivalents in segregated accounts | - | - | - |
| Receivables (net of allowances for uncollectibles): | | | |
| Real estate and other taxes | 104,738,903 | - | - |
| Due from other governments | 3,100,054 | - | - |
| Prepayments | - | 3,391 | - |
| Total assets | 111,402,523 | 4,420,054 | 151,634 |
| Liabilities: | | | |
| Accounts payable | - | 38,273 | 29,905 |
| Due to other governments | 3,563,566 | 23,735 | - |
| Due to external parties | - | - | - |
| Total liabilities | 3,563,566 | 62,008 | 29,905 |
| Deferred inflows of resources: | | | |
| Property taxes levied for the next fiscal year | 102,865,744 | - | - |
| Total deferred inflows of resources | 102,865,744 | - | - |
| Total liabilities and deferred inflows of resources | 106,429,310 | 62,008 | 29,905 |
| Net position: | | | |
| Restricted for individuals, organizations and other governments | 4,973,213 | 4,358,046 | 121,729 |
| Total net position | \$ 4,973,213 | \$ 4,358,046 | \$ 121,729 |

| <u>Indigent Council</u> | <u>Housing Trust</u> | <u>Ohio Elections Commission</u> | <u>Humane Society</u> | <u>Central Ohio Youth Center</u> |
|-------------------------|----------------------|--------------------------------------|-----------------------|--------------------------------------|
| \$ 1,340 | \$ 138,166 | \$ 2,870 | \$ 9,996 | \$ 1,334,577 |
| - | - | - | - | - |
| - | - | - | - | - |
| - | - | - | - | 82 |
| <u>1,340</u> | <u>138,166</u> | <u>2,870</u> | <u>9,996</u> | <u>1,334,659</u> |
| 263 | - | - | - | 37,518 |
| - | - | - | - | - |
| - | - | - | - | 6,025 |
| <u>263</u> | <u>-</u> | <u>-</u> | <u>-</u> | <u>43,543</u> |
| - | - | - | - | - |
| - | - | - | - | - |
| <u>263</u> | <u>-</u> | <u>-</u> | <u>-</u> | <u>43,543</u> |
| <u>1,077</u> | <u>138,166</u> | <u>2,870</u> | <u>9,996</u> | <u>1,291,116</u> |
| <u>\$ 1,077</u> | <u>\$ 138,166</u> | <u>\$ 2,870</u> | <u>\$ 9,996</u> | <u>\$ 1,291,116</u> |

(Continued)

UNION COUNTY, OHIO

COMBINING STATEMENT OF FIDUCIARY NET POSITION
CUSTODIAL FUNDS (CONTINUED)
DECEMBER 31, 2021

| | Probation Improvement Program | Soil & Water Conservation District | Joint Recreation District |
|-----------------------------------------------------------------|----------------------------------------------|-------------------------------------------------------|--------------------------------------|
| Assets: | | | |
| Equity in pooled cash and cash equivalents | \$ 281,571 | \$ 675,926 | \$ 76,451 |
| Cash and cash equivalents in segregated accounts | - | - | - |
| Receivables (net of allowances for uncollectibles): | | | |
| Real estate and other taxes | - | - | - |
| Due from other governments | - | - | - |
| Prepayments | - | - | - |
| Total assets | 281,571 | 675,926 | 76,451 |
| Liabilities: | | | |
| Accounts payable | 5,720 | - | 414 |
| Due to other governments | - | - | - |
| Due to external parties | - | - | - |
| Total liabilities | 5,720 | - | 414 |
| Deferred inflows of resources: | | | |
| Property taxes levied for the next fiscal year | - | - | - |
| Total deferred inflows of resources | - | - | - |
| Total liabilities and deferred inflows of resources | 5,720 | - | 414 |
| Net position: | | | |
| Restricted for individuals, organizations and other governments | 275,851 | 675,926 | 76,037 |
| Total net position | \$ 275,851 | \$ 675,926 | \$ 76,037 |

| Council of Governments | LUC Regional Planning Commission | Custodial Ditch | County Courts | Sheriff | Total |
|-------------------------------|-----------------------------------------|------------------------|----------------------|-------------------|----------------------|
| \$ 23,217 | \$ 469,037 | \$ 1,240 | \$ - | \$ - | \$ 11,146,254 |
| - | - | - | 1,449,052 | 265,103 | 1,714,155 |
| - | - | - | - | - | 104,738,903 |
| - | - | - | - | - | 3,100,054 |
| - | 113 | - | - | - | 3,586 |
| <u>23,217</u> | <u>469,150</u> | <u>1,240</u> | <u>1,449,052</u> | <u>265,103</u> | <u>120,702,952</u> |
| 7,000 | 2,664 | - | - | - | 121,757 |
| - | - | 1,240 | - | - | 3,588,541 |
| - | - | - | - | - | 6,025 |
| <u>7,000</u> | <u>2,664</u> | <u>1,240</u> | <u>-</u> | <u>-</u> | <u>3,716,323</u> |
| - | - | - | - | - | 102,865,744 |
| - | - | - | - | - | 102,865,744 |
| <u>7,000</u> | <u>2,664</u> | <u>1,240</u> | <u>-</u> | <u>-</u> | <u>106,582,067</u> |
| <u>16,217</u> | <u>466,486</u> | <u>-</u> | <u>1,449,052</u> | <u>265,103</u> | <u>14,120,885</u> |
| <u>\$ 16,217</u> | <u>\$ 466,486</u> | <u>\$ -</u> | <u>\$ 1,449,052</u> | <u>\$ 265,103</u> | <u>\$ 14,120,885</u> |

UNION COUNTY, OHIO

COMBINING STATEMENT OF CHANGES IN FIDUCIARY NET POSITION
CUSTODIAL FUNDS
FOR THE YEAR ENDED DECEMBER 31, 2021

| | <u>Tax Collect</u> | <u>Health District</u> | <u>FCFC</u> | <u>Indigent Council</u> |
|---------------------------------------------------------------|---------------------|------------------------|-------------------|-------------------------|
| Additions: | | | | |
| Intergovernmental | \$ 8,593,894 | \$ - | \$ - | \$ - |
| Amounts received as fiscal agent | - | 5,329,896 | 511,311 | - |
| Licenses, permits and fees for other governments | - | - | - | 3,497 |
| Fines and forfeitures for other governments | - | - | - | - |
| Property tax collection for other governments | 110,599,400 | - | - | - |
| Earnings on investments | - | 19 | - | - |
| Total additions | <u>119,193,294</u> | <u>5,329,915</u> | <u>511,311</u> | <u>3,497</u> |
| Deductions: | | | | |
| Distributions of state funds to other governments | 5,676,158 | - | - | - |
| Distributions as fiscal agent | - | 4,971,870 | 567,202 | - |
| Licenses, permits and fees distributions to other governments | - | - | - | 3,171 |
| Fines and forfeitures distributions to other governments | - | - | - | - |
| Property tax distributions to other governments | 112,757,169 | - | - | - |
| Total deductions | <u>118,433,327</u> | <u>4,971,870</u> | <u>567,202</u> | <u>3,171</u> |
| Net change in fiduciary net position | 759,967 | 358,045 | (55,891) | 326 |
| Net position beginning of year | <u>4,213,246</u> | <u>4,000,001</u> | <u>177,620</u> | <u>751</u> |
| Net position end of year | <u>\$ 4,973,213</u> | <u>\$ 4,358,046</u> | <u>\$ 121,729</u> | <u>\$ 1,077</u> |

| <u>Housing Trust</u> | <u>Ohio Elections Commission</u> | <u>Humane Society</u> | <u>Central Ohio Youth Center</u> |
|----------------------|--------------------------------------|-----------------------|--------------------------------------|
| \$ - | \$ - | \$ - | \$ - |
| - | - | - | 3,111,888 |
| 593,337 | 860 | - | - |
| - | - | 2,959 | - |
| - | - | - | - |
| - | - | - | - |
| <u>593,337</u> | <u>860</u> | <u>2,959</u> | <u>3,111,888</u> |
| - | - | - | - |
| - | - | - | 3,174,106 |
| 614,695 | - | - | - |
| - | - | - | - |
| - | - | - | - |
| <u>614,695</u> | <u>-</u> | <u>-</u> | <u>3,174,106</u> |
| (21,358) | 860 | 2,959 | (62,218) |
| <u>159,524</u> | <u>2,010</u> | <u>7,037</u> | <u>1,353,334</u> |
| <u>\$ 138,166</u> | <u>\$ 2,870</u> | <u>\$ 9,996</u> | <u>\$ 1,291,116</u> |

(Continued)

UNION COUNTY, OHIO

COMBINING STATEMENT OF CHANGES IN FIDUCIARY NET POSITION
CUSTODIAL FUNDS (CONTINUED)
FOR THE YEAR ENDED DECEMBER 31, 2021

| | Probation Improvement Program | Soil & Water Conservation District | Joint Recreation District | Council of Governments |
|---------------------------------------------------------------|----------------------------------------------|-------------------------------------------------------|--------------------------------------|-----------------------------------|
| Additions: | | | | |
| Intergovernmental | \$ - | \$ - | \$ - | \$ - |
| Amounts received as fiscal agent | 477,280 | 639,628 | 324,172 | 109,444 |
| Licenses, permits and fees for other governments | - | - | - | - |
| Fines and forfeitures for other governments | - | - | - | - |
| Property tax collection for other governments | - | - | - | - |
| Earnings on investments | - | - | - | - |
| Total additions | <u>477,280</u> | <u>639,628</u> | <u>324,172</u> | <u>109,444</u> |
| Deductions: | | | | |
| Distributions of state funds to other governments | - | - | - | - |
| Distributions as fiscal agent | 376,362 | 472,615 | 304,079 | 149,527 |
| Licenses, permits and fees distributions to other governments | - | - | - | - |
| Fines and forfeitures distributions to other governments | - | - | - | - |
| Property tax distributions to other governments | - | - | - | - |
| Total deductions | <u>376,362</u> | <u>472,615</u> | <u>304,079</u> | <u>149,527</u> |
| Net change in fiduciary net position | 100,918 | 167,013 | 20,093 | (40,083) |
| Net position beginning of year | <u>174,933</u> | <u>508,913</u> | <u>55,944</u> | <u>56,300</u> |
| Net position end of year | <u>\$ 275,851</u> | <u>\$ 675,926</u> | <u>\$ 76,037</u> | <u>\$ 16,217</u> |

| LUC Regional Planning Commission | County Courts | Sheriff | Coronavirus Relief | Total |
|-------------------------------------------------|----------------------|-------------------|-------------------------------|----------------------|
| \$ - | \$ - | \$ - | \$ - | \$ 8,593,894 |
| 380,147 | - | - | - | 10,883,766 |
| - | 55,901,386 | - | - | 56,499,080 |
| - | 703,281 | 107,351 | - | 813,591 |
| - | - | - | - | 110,599,400 |
| 2,019 | 1,195 | 229 | - | 3,462 |
| <u>382,166</u> | <u>56,605,862</u> | <u>107,580</u> | <u>-</u> | <u>187,393,193</u> |
| - | - | - | 204 | 5,676,362 |
| 298,415 | - | - | - | 10,314,176 |
| - | 55,262,363 | - | - | 55,880,229 |
| - | 629,398 | 54,234 | - | 683,632 |
| - | - | - | - | 112,757,169 |
| <u>298,415</u> | <u>55,891,761</u> | <u>54,234</u> | <u>204</u> | <u>185,311,568</u> |
| 83,751 | 714,101 | 53,346 | (204) | 2,081,625 |
| <u>382,735</u> | <u>734,951</u> | <u>211,757</u> | <u>204</u> | <u>12,039,260</u> |
| <u>\$ 466,486</u> | <u>\$ 1,449,052</u> | <u>\$ 265,103</u> | <u>\$ -</u> | <u>\$ 14,120,885</u> |

THIS PAGE IS INTENTIONALLY LEFT BLANK

STATISTICAL SECTION

THIS PAGE IS INTENTIONALLY LEFT BLANK

UNION COUNTY, OHIO

STATISTICAL SECTION

This part of the Union County's annual comprehensive financial report presents detailed information as a context for understanding what the information in the financial statements, note disclosures, and required supplementary information says about the County's overall financial health.

| <u>Contents</u> | <u>Page</u> |
|-------------------------------------------------------------------------------------------------------------------------------------------------------------------------------------------------------------------------|--------------------|
| Financial Trends | 290-299 |
| These schedules contain trend information to help the reader understand how the County's financial performance and well-being have changed over time. | |
| Revenue Capacity | 300-307 |
| These schedules contain information to help the reader assess the County's most significant local revenue sources, property and sales taxes. | |
| Debt Capacity | 308-315 |
| These schedules present information to help the reader assess the affordability of the County's current levels of outstanding debt and the County's ability to issue additional debt in the future. | |
| Demographic and Economic Information | 316-317 |
| These schedules offer demographic and economic indicators to help the reader understand the environment within which the County's financial activities take place. | |
| Operating Information | 318-327 |
| These schedules contain service and infrastructure data to help the reader understand how the information in the County's financial reports relates to the services the County provides and the activities it performs. | |

Sources: Unless otherwise noted, the information in these schedules is derived from the annual comprehensive financial reports for the relevant year.

UNION COUNTY, OHIO

NET POSITION BY COMPONENT
LAST TEN YEARS
(ACCRUAL BASIS OF ACCOUNTING)

| | <u>2021</u> | <u>2020</u> | <u>(Restated) 2019</u> | <u>(Restated) 2018</u> |
|---------------------------------------------|-----------------------|-----------------------|----------------------------|----------------------------|
| Governmental activities: | | | | |
| Net investment in capital assets | \$ 95,031,742 | \$ 94,878,568 | \$ 93,455,570 | \$ 89,432,271 |
| Restricted for: | | | | |
| Capital projects | 11,697,095 | 15,881,051 | 7,825,312 | 4,188,356 |
| Debt service | - | 301,216 | 281,781 | 235,611 |
| Public works programs | 6,446,368 | 2,426,386 | 1,380,478 | 3,180,719 |
| Public safety programs | 3,915,738 | 2,543,185 | 2,644,424 | 2,173,808 |
| Human service programs | 10,825,403 | 8,230,590 | 10,944,093 | 9,485,767 |
| Health programs | 1,194,582 | 2,203,693 | 2,130,109 | 1,101,713 |
| Legislative and executive programs | 1,511,072 | 833,529 | 507,262 | 739,066 |
| Judicial programs | 1,132,595 | 904,656 | 1,118,502 | 1,030,664 |
| Other purposes | - | - | - | 625,182 |
| Unrestricted (deficit) | <u>15,747,081</u> | <u>(3,219,844)</u> | <u>(6,842,307)</u> | <u>(2,346,935)</u> |
| Total governmental activities net position | <u>\$ 147,501,676</u> | <u>\$ 124,983,030</u> | <u>\$ 113,445,224</u> | <u>\$ 109,846,222</u> |
| Business-type activities: | | | | |
| Net investment in capital assets | \$ 4,613,716 | \$ 4,719,020 | \$ 4,733,789 | \$ 4,807,191 |
| Unrestricted | <u>3,633,915</u> | <u>3,845,171</u> | <u>3,994,629</u> | <u>3,595,574</u> |
| Total business-type activities net position | <u>\$ 8,247,631</u> | <u>\$ 8,564,191</u> | <u>\$ 8,728,418</u> | <u>\$ 8,402,765</u> |
| Primary government: | | | | |
| Net investment in capital assets | \$ 99,645,458 | \$ 99,597,588 | \$ 98,189,359 | \$ 94,239,462 |
| Restricted for: | | | | |
| Capital projects | 11,697,095 | 15,881,051 | 7,825,312 | 4,188,356 |
| Debt service | - | 301,216 | 281,781 | 235,611 |
| Public works programs | 6,446,368 | 2,426,386 | 1,380,478 | 3,180,719 |
| Public safety programs | 3,915,738 | 2,543,185 | 2,644,424 | 2,173,808 |
| Human service programs | 10,825,403 | 8,230,590 | 10,944,093 | 9,485,767 |
| Health programs | 1,194,582 | 2,203,693 | 2,130,109 | 1,101,713 |
| Legislative and executive programs | 1,511,072 | 833,529 | 507,262 | 739,066 |
| Judicial programs | 1,132,595 | 904,656 | 1,118,502 | 1,030,664 |
| Other purposes | - | - | - | 625,182 |
| Unrestricted (deficit) | <u>19,380,996</u> | <u>625,327</u> | <u>(2,847,678)</u> | <u>1,248,639</u> |
| Total | <u>\$ 155,749,307</u> | <u>\$ 133,547,221</u> | <u>\$ 122,173,642</u> | <u>\$ 118,248,987</u> |

Source: County financial records

Note:

The net position at December 31, 2014 has been restated for GASB statement No. 68 and 71.
The net position of business-type activities at December 31, 2015 has been restated.
The net position at December 31, 2017 has been restated for GASB statement No. 75.
The net position at December 31, 2018 has been restated for GASB statement No. 84.
The net positions at December 31, 2019 and prior have been restated to reclassify the Hospital as a component unit.

| (Restated) 2017 | 2016 | (Restated) 2015 | (Restated) 2014 | 2013 | 2012 |
|-----------------------|-----------------------|-----------------------|-----------------------|-----------------------|-----------------------|
| \$ 88,279,476 | \$ 88,340,316 | \$ 89,412,748 | \$ 83,382,219 | \$ 78,405,934 | \$ 73,714,293 |
| 5,775,769 | 2,283,379 | 4,576,805 | 6,523 | 6,522 | 16,746 |
| 340,132 | - | - | - | - | - |
| 2,867,167 | 3,910,521 | 2,910,254 | 4,809,958 | 4,784,214 | 5,276,642 |
| 2,347,019 | 2,408,844 | - | - | - | - |
| 12,594,035 | 11,118,842 | 13,048,233 | 16,165,665 | 16,242,054 | 16,344,521 |
| 1,500,993 | 1,108,238 | 1,019,605 | 1,221,451 | 1,307,086 | 1,132,816 |
| 1,449,735 | 1,544,750 | - | - | - | - |
| 1,202,346 | 1,162,877 | - | - | - | - |
| - | - | 4,441,472 | 4,892,583 | 4,519,237 | 4,432,282 |
| (6,905,169) | 13,315,416 | 2,648,098 | 2,875,066 | 17,848,918 | 14,101,567 |
| <u>\$ 109,451,503</u> | <u>\$ 125,193,183</u> | <u>\$ 118,057,215</u> | <u>\$ 113,353,465</u> | <u>\$ 123,113,965</u> | <u>\$ 115,018,867</u> |
| \$ 4,910,318 | \$ 4,417,083 | \$ 3,926,275 | \$ 3,312,996 | \$ 319,725 | \$ 325,531 |
| 3,493,176 | 3,353,621 | 3,138,321 | 2,273,560 | 1,684,872 | 1,386,911 |
| <u>\$ 8,403,494</u> | <u>\$ 7,770,704</u> | <u>\$ 7,064,596</u> | <u>\$ 5,586,556</u> | <u>\$ 2,004,597</u> | <u>\$ 1,712,442</u> |
| \$ 93,189,794 | \$ 92,757,399 | \$ 93,339,023 | \$ 86,695,215 | \$ 78,725,659 | \$ 74,039,824 |
| 5,775,769 | 2,071,358 | 4,576,805 | 6,523 | 6,522 | 16,746 |
| 340,132 | - | 80,184 | 146,887 | 6,024 | 4,328 |
| 2,867,167 | 3,910,521 | 2,910,254 | 4,809,958 | 4,784,214 | 5,276,642 |
| 2,347,019 | 2,408,844 | - | - | - | - |
| 12,594,035 | 11,118,842 | 13,048,233 | 16,165,665 | 16,242,054 | 16,344,521 |
| 1,500,993 | 1,108,238 | 1,019,605 | 1,221,451 | 1,307,086 | 1,132,816 |
| 1,449,735 | 1,544,750 | - | - | - | - |
| 1,202,346 | 1,162,877 | - | - | - | - |
| - | - | 5,031,565 | 4,745,696 | 8,384,885 | 9,153,508 |
| (3,411,993) | 16,669,037 | 46,668,409 | 32,870,776 | 19,533,790 | 15,488,478 |
| <u>\$ 117,854,997</u> | <u>\$ 132,751,866</u> | <u>\$ 166,674,078</u> | <u>\$ 146,662,171</u> | <u>\$ 128,990,234</u> | <u>\$ 121,456,863</u> |

UNION COUNTY, OHIO

CHANGES IN NET POSITION
LAST TEN YEARS
(ACCRUAL BASIS OF ACCOUNTING)

| Expenses | 2021 | 2020 | (Restated) 2019 | 2018 |
|-------------------------------------------------------|----------------------|----------------------|----------------------------|----------------------|
| Governmental activities: | | | | |
| General government: | | | | |
| Legislative and executive | \$ 9,942,554 | \$ 16,931,976 | \$ 14,525,117 | \$ 13,737,904 |
| Judicial | 3,784,920 | 6,077,216 | 5,836,274 | 5,275,522 |
| Public safety | 5,905,819 | 11,232,908 | 11,462,142 | 9,857,114 |
| Public works | 14,117,412 | 9,731,910 | 12,279,995 | 9,560,687 |
| Health | 6,264,283 | 5,386,936 | 5,082,562 | 3,533,915 |
| Human services | 16,103,353 | 21,033,119 | 19,339,556 | 18,404,973 |
| Conservation and recreation | 86,714 | - | - | - |
| Economic development | 470,104 | 826,361 | 727,219 | 684,259 |
| Intergovernmental | - | 556,297 | 512,790 | 499,598 |
| Interest and fiscal charges | 539,587 | 492,550 | 559,796 | 725,814 |
| Bond issuance costs | - | - | - | - |
| <i>Total governmental activities expense</i> | <u>57,214,746</u> | <u>72,269,273</u> | <u>70,325,451</u> | <u>62,279,786</u> |
| Business-type activities: | | | | |
| Sanitary sewer district | 546,584 | 521,563 | 498,061 | 537,389 |
| Building and development | 998,145 | 1,963,626 | 2,057,240 | 1,554,854 |
| <i>Total business-type activities expense</i> | <u>1,544,729</u> | <u>2,485,189</u> | <u>2,555,301</u> | <u>2,092,243</u> |
| <i>Total primary government expenses</i> | <u>\$ 58,759,475</u> | <u>\$ 74,754,462</u> | <u>\$ 72,880,752</u> | <u>\$ 64,372,029</u> |
| Program revenues | | | | |
| Governmental activities: | | | | |
| Charges for services: | | | | |
| General government: | | | | |
| Legislative and executive | \$ 7,313,560 | \$ 6,422,134 | \$ 5,582,899 | \$ 3,935,886 |
| Judicial | 1,736,977 | 1,314,473 | 1,453,370 | 1,371,576 |
| Public safety | 725,867 | 631,838 | 590,800 | 704,204 |
| Public works | 1,247,688 | 1,178,245 | 1,149,569 | 1,569,692 |
| Health | 348,599 | 212,072 | 317,973 | 220,701 |
| Human services | 999,582 | 464,664 | 539,580 | 424,731 |
| Economic development | 174,273 | 173,545 | 152,846 | 132,000 |
| Operating grants and contributions | | | | |
| General government: | | | | |
| Legislative and executive | 2,949,524 | 3,317,455 | 2,911,912 | 2,362,941 |
| Judicial | 715,255 | 401,138 | 263,947 | 82,464 |
| Public safety | 1,253,754 | 2,346,285 | 923,964 | 661,115 |
| Public works | 8,297,983 | 6,065,330 | 6,333,010 | 5,615,081 |
| Health | 3,616,243 | 3,858,008 | 3,321,723 | 2,331,756 |
| Human services | 7,234,973 | 7,567,292 | 7,042,288 | 5,824,335 |
| Economic development | - | 175,290 | 156,566 | 77,378 |
| Capital grants and contributions | | | | |
| Public works | 1,473,529 | 8,604,770 | 3,715,839 | 969,620 |
| <i>Total governmental activities program revenues</i> | <u>38,087,807</u> | <u>42,732,539</u> | <u>34,456,286</u> | <u>26,283,480</u> |

| | <u>2017</u> | <u>2016</u> | <u>2015</u> | <u>2014</u> | <u>2013</u> | <u>2012</u> |
|----|-------------------|----------------------|----------------------|----------------------|----------------------|----------------------|
| \$ | 13,649,877 | \$ 9,873,096 | \$ 10,184,523 | \$ 9,298,745 | \$ 8,979,834 | \$ 10,044,514 |
| | 5,359,276 | 4,494,821 | 3,859,783 | 3,676,747 | 3,605,442 | 2,565,051 |
| | 9,696,051 | 7,680,750 | 7,379,669 | 6,987,399 | 7,129,141 | 6,248,453 |
| | 13,323,260 | 7,205,718 | 6,126,575 | 6,978,212 | 5,826,514 | 5,125,903 |
| | 3,764,801 | 2,635,063 | 2,630,045 | 2,198,572 | 2,253,616 | 2,890,455 |
| | 16,717,188 | 17,612,088 | 18,699,446 | 18,083,078 | 16,794,319 | 16,121,976 |
| | - | - | - | - | - | - |
| | 654,627 | 595,592 | 524,981 | 389,556 | 290,649 | 382,067 |
| | 483,004 | 435,714 | 432,174 | 391,758 | 433,439 | 367,949 |
| | 310,161 | 240,966 | 250,736 | 222,286 | 237,033 | 283,178 |
| | - | - | - | - | - | 103,024 |
| | <u>63,958,245</u> | <u>50,773,808</u> | <u>50,087,932</u> | <u>48,226,353</u> | <u>45,549,987</u> | <u>44,132,570</u> |
| | 618,453 | 780,111 | 477,664 | 353,606 | 357,614 | 356,915 |
| | 1,200,562 | 921,447 | 823,460 | 618,264 | 687,400 | 587,202 |
| | <u>1,819,015</u> | <u>1,701,558</u> | <u>1,301,124</u> | <u>971,870</u> | <u>1,045,014</u> | <u>944,117</u> |
| \$ | <u>65,777,260</u> | <u>\$ 52,475,366</u> | <u>\$ 51,389,056</u> | <u>\$ 49,198,223</u> | <u>\$ 46,595,001</u> | <u>\$ 45,076,687</u> |

| | | | | | | |
|----|-------------------|-------------------|-------------------|-------------------|-------------------|-------------------|
| \$ | 3,755,105 | \$ 3,510,146 | \$ 3,432,735 | \$ 3,352,640 | \$ 3,300,977 | \$ 3,321,905 |
| | 1,322,255 | 1,287,312 | 1,017,218 | 1,087,727 | 1,092,365 | 1,095,905 |
| | 682,430 | 756,064 | 1,022,351 | 783,360 | 851,407 | 640,357 |
| | 1,112,500 | 1,281,919 | 610,967 | 1,265,660 | 636,002 | 728,411 |
| | 146,186 | 167,349 | 248,395 | 182,543 | 132,040 | 158,878 |
| | 521,540 | 888,421 | 504,143 | 455,197 | 592,416 | 623,718 |
| | 130,353 | 132,000 | 100,000 | 83,114 | 15,789 | 22,533 |
| | 2,825,465 | 375,609 | 2,445,338 | 2,204,638 | 2,217,014 | 1,978,605 |
| | 230,417 | 339,521 | - | - | 20,754 | 179 |
| | 696,234 | 718,045 | 500,206 | 496,758 | 470,569 | 449,830 |
| | 4,824,957 | 4,621,660 | 5,086,880 | 4,393,382 | 4,913,187 | 4,588,700 |
| | 2,014,512 | 1,261,362 | 1,175,446 | 998,726 | 1,223,761 | 1,532,132 |
| | 6,759,567 | 8,527,876 | 6,940,391 | 7,187,866 | 6,080,234 | 5,958,043 |
| | 418,241 | 351,780 | 304,798 | 221,697 | 235,386 | 237,748 |
| | 2,263,707 | 3,206,860 | 600,425 | 2,750,382 | 2,121,740 | 2,283,802 |
| | <u>27,703,469</u> | <u>27,425,924</u> | <u>23,989,293</u> | <u>25,463,690</u> | <u>23,903,641</u> | <u>23,620,746</u> |

(Continued)

UNION COUNTY, OHIO

CHANGES IN NET POSITION (CONTINUED)
LAST TEN YEARS
(ACCRUAL BASIS OF ACCOUNTING)

| Program revenues (continued) | 2021 | 2020 | 2019 | 2018 |
|-----------------------------------------------------------|------------------------|------------------------|------------------------|------------------------|
| Business-type activities: | | | | |
| Charges for services: | | | | |
| Sanitary sewer district | \$ 428,392 | \$ 399,496 | \$ 465,967 | \$ 421,172 |
| Building and development | 2,487,060 | 1,844,493 | 1,812,326 | 1,763,959 |
| Operating Grants and Contributions | | | | |
| Capital grants and contributions | | | | |
| Sanitary sewer district | - | - | - | 3,005 |
| Building and development | - | - | 552,069 | 343,625 |
| <i>Total business-type activities</i> | | | | |
| <i>Program revenues</i> | <u>2,915,452</u> | <u>2,243,989</u> | <u>2,830,362</u> | <u>2,531,761</u> |
| <i>Total primary government</i> | | | | |
| <i>Program revenues</i> | <u>\$ 41,003,259</u> | <u>\$ 44,976,528</u> | <u>\$ 37,286,648</u> | <u>\$ 28,815,241</u> |
| Net (expense)/revenue | | | | |
| Governmental activities | \$ (19,126,939) | \$ (29,536,734) | \$ (35,869,165) | \$ (35,996,306) |
| Business-type activities | 1,370,723 | (241,200) | 275,061 | 439,518 |
| <i>Total primary government net expense</i> | <u>\$ (17,756,216)</u> | <u>\$ (29,777,934)</u> | <u>\$ (35,594,104)</u> | <u>\$ (35,556,788)</u> |
| General revenues and other changes in net position | | | | |
| Governmental activities: | | | | |
| Property taxes | \$ 16,499,190 | \$ 16,240,320 | \$ 15,861,124 | \$ 14,144,246 |
| Sales taxes | 17,763,491 | 15,842,984 | 15,567,192 | 15,103,237 |
| Hotel motel taxes | 236,940 | 131,802 | 264,132 | 262,872 |
| Payment in lieu of taxes | 342,954 | 325,311 | 281,754 | 229,729 |
| Unrestricted grants and contributions | 4,533,755 | 4,339,419 | 4,538,689 | 4,181,731 |
| Interest | 289,766 | 1,032,203 | 2,034,871 | 1,405,566 |
| Miscellaneous | 272,036 | 3,162,501 | 920,405 | 438,462 |
| Transfers | 1,707,453 | - | - | - |
| <i>Total governmental activities:</i> | <u>41,645,585</u> | <u>41,074,540</u> | <u>39,468,167</u> | <u>35,765,843</u> |
| Business-type activities: | | | | |
| Unrestricted grants and contributions | - | - | - | - |
| Interest | 10,402 | 18,273 | 34,045 | 28,866 |
| Gain on disposal of capital assets | - | 32,723 | - | - |
| Transfers | (1,707,453) | - | - | - |
| Other | 9,768 | 25,977 | 16,547 | 528 |
| <i>Total business-type activities:</i> | <u>(1,687,283)</u> | <u>76,973</u> | <u>50,592</u> | <u>29,394</u> |
| <i>Total primary government</i> | <u>\$ 39,958,302</u> | <u>\$ 41,151,513</u> | <u>\$ 39,518,759</u> | <u>\$ 35,795,237</u> |
| Change in net position | | | | |
| Governmental activities: | \$ 22,518,646 | \$ 11,537,806 | \$ 3,599,002 | \$ (230,463) |
| Business-type activities: | (316,560) | (164,227) | 325,653 | 468,912 |
| <i>Total primary government</i> | <u>\$ 22,202,086</u> | <u>\$ 11,373,579</u> | <u>\$ 3,924,655</u> | <u>\$ 238,449</u> |

Source: County financial records

Note:

The 2019 and prior amounts have been restated to reclassify the Hospital as a component unit.

| <u>2017</u> | <u>2016</u> | <u>2015</u> | <u>2014</u> | <u>2013</u> | <u>2012</u> |
|------------------------|------------------------|------------------------|------------------------|------------------------|------------------------|
| \$ 432,010 | \$ 425,410 | \$ 537,930 | \$ 284,039 | \$ 270,039 | \$ 261,811 |
| 1,240,312 | 1,265,087 | 1,231,373 | 1,309,380 | 1,035,506 | 607,785 |
| 26,831 | 188,147 | 1,377,589 | 1,340,135 | - | - |
| 687,250 | - | - | - | - | - |
| <u>2,386,403</u> | <u>1,878,644</u> | <u>3,146,892</u> | <u>2,933,554</u> | <u>1,305,545</u> | <u>869,596</u> |
| <u>\$ 30,089,872</u> | <u>\$ 29,304,568</u> | <u>\$ 27,136,185</u> | <u>\$ 28,397,244</u> | <u>\$ 25,209,186</u> | <u>\$ 24,490,342</u> |
| \$ (36,254,776) | \$ (23,347,884) | \$ (26,098,639) | \$ (22,762,663) | \$ (21,646,346) | \$ (20,511,824) |
| 567,388 | 177,086 | 1,845,768 | 1,961,684 | 260,531 | (74,521) |
| <u>\$ (35,687,388)</u> | <u>\$ (23,170,798)</u> | <u>\$ (24,252,871)</u> | <u>\$ (20,800,979)</u> | <u>\$ (21,385,815)</u> | <u>\$ (20,586,345)</u> |
| \$ 13,655,104 | \$ 12,741,674 | \$ 11,944,272 | \$ 11,594,637 | \$ 10,872,350 | \$ 11,610,480 |
| 14,571,065 | 13,446,484 | 13,741,639 | 12,795,973 | 13,193,116 | 12,292,840 |
| - | - | - | - | - | - |
| 117,427 | 41,091 | - | - | - | - |
| 4,121,824 | 4,138,647 | 4,230,544 | 4,339,593 | 4,371,878 | 4,703,838 |
| 892,876 | 472,726 | 532,664 | 470,666 | 650,353 | 718,138 |
| 471,866 | 92,221 | 353,270 | 504,001 | 653,747 | 1,101,911 |
| - | (448,991) | - | (1,585,078) | - | - |
| <u>33,830,162</u> | <u>30,483,852</u> | <u>30,802,389</u> | <u>28,119,792</u> | <u>29,741,444</u> | <u>30,427,207</u> |
| - | - | - | - | - | - |
| 17,237 | 10,094 | 6,587 | 6,953 | 16,622 | 21,653 |
| - | - | - | - | - | - |
| - | 448,991 | - | (2,136,378) | - | - |
| 48,165 | 69,937 | 3,930 | 3,749,700 | 15,002 | 43,497 |
| <u>65,402</u> | <u>529,022</u> | <u>10,517</u> | <u>1,620,275</u> | <u>31,624</u> | <u>65,150</u> |
| <u>\$ 33,895,564</u> | <u>\$ 31,012,874</u> | <u>\$ 30,812,906</u> | <u>\$ 29,740,067</u> | <u>\$ 29,773,068</u> | <u>\$ 30,492,357</u> |
| \$ (2,424,614) | \$ 7,135,968 | \$ 4,703,750 | \$ 5,357,129 | \$ 8,095,098 | \$ 9,915,383 |
| 632,790 | 706,108 | 1,856,285 | 3,581,959 | 292,155 | (9,371) |
| <u>\$ (1,791,824)</u> | <u>\$ 7,842,076</u> | <u>\$ 6,560,035</u> | <u>\$ 8,939,088</u> | <u>\$ 8,387,253</u> | <u>\$ 9,906,012</u> |

UNION COUNTY, OHIO

FUND BALANCES, GOVERNMENTAL FUNDS
LAST TEN YEARS
(MODIFIED BASIS OF ACCOUNTING)

| | <u>2021</u> | <u>2020</u> | <u>2019</u> | <u>2018</u> |
|-----------------------------------------|----------------------|----------------------|----------------------|----------------------|
| General fund | | | | |
| Nonspendable | \$ 672,161 | \$ 667,643 | \$ 695,215 | \$ 431,378 |
| Committed | 182,866 | 300,296 | 198,696 | 237,509 |
| Assigned | 5,854,876 | 3,179,113 | 585,383 | 392,787 |
| Unassigned | <u>9,787,512</u> | <u>11,843,793</u> | <u>10,359,936</u> | <u>8,020,179</u> |
| Total general fund | <u>16,497,415</u> | <u>15,990,845</u> | <u>11,839,230</u> | <u>9,081,853</u> |
| All other governmental funds | | | | |
| Nonspendable | 578,073 | 624,271 | 489,693 | 2,287,522 |
| Restricted | 46,424,861 | 44,840,384 | 36,532,154 | 32,613,228 |
| Committed | 8,950,529 | 5,092,466 | 4,992,785 | 4,490,292 |
| Assigned | 9,162,815 | 9,225,583 | 6,564,773 | 5,981,500 |
| Unassigned (deficit) | (161,084) | (4,244,366) | (2,479,727) | (42,112) |
| Total all other governmental Funds | <u>64,955,194</u> | <u>55,538,338</u> | <u>46,099,678</u> | <u>45,330,430</u> |
| Total governmental funds | <u>\$ 81,452,609</u> | <u>\$ 71,529,183</u> | <u>\$ 57,938,908</u> | <u>\$ 54,412,283</u> |

Source: County financial records

| <u>2017</u> | <u>2016</u> | <u>2015</u> | <u>2014</u> | <u>2013</u> | <u>2012</u> |
|----------------------|----------------------|----------------------|----------------------|----------------------|----------------------|
| \$ 354,264 | \$ 374,371 | \$ 353,350 | \$ 423,064 | \$ 464,022 | \$ 336,451 |
| 183,491 | 194,469 | 186,088 | 481,821 | 490,227 | 507,356 |
| 288,156 | 288,988 | 265,363 | 215,777 | 104,917 | 178,578 |
| <u>7,340,302</u> | <u>7,503,937</u> | <u>7,142,810</u> | <u>7,461,470</u> | <u>7,476,119</u> | <u>7,402,858</u> |
| <u>8,166,213</u> | <u>8,361,765</u> | <u>7,947,611</u> | <u>8,582,132</u> | <u>8,535,285</u> | <u>8,425,243</u> |
| 2,079,264 | 1,277,462 | 1,580,584 | 1,977,110 | 2,192,007 | 2,713,265 |
| 31,837,732 | 28,510,204 | 27,997,956 | 23,446,490 | 22,459,456 | 23,161,585 |
| 2,001,288 | 3,006,064 | 3,174,670 | 844,268 | 532,309 | 541,423 |
| 7,197,700 | 6,931,758 | 7,327,853 | 6,527,469 | 6,106,226 | 3,402,438 |
| (9,866) | (109,673) | (454,608) | (453,551) | (470,454) | (475,578) |
| <u>43,106,118</u> | <u>39,615,815</u> | <u>39,626,455</u> | <u>32,341,786</u> | <u>30,819,544</u> | <u>29,343,133</u> |
| <u>\$ 51,272,331</u> | <u>\$ 47,977,580</u> | <u>\$ 47,574,066</u> | <u>\$ 40,923,918</u> | <u>\$ 39,354,829</u> | <u>\$ 37,768,376</u> |

UNION COUNTY, OHIO

CHANGES IN FUND BALANCES, GOVERNMENTAL FUNDS
LAST TEN YEARS
(MODIFIED ACCRUAL BASIS OF ACCOUNTING)

| | <u>2021</u> | <u>2020</u> | <u>2019</u> | <u>2018</u> |
|--------------------------------------------------------------|----------------------|----------------------|---------------------|---------------------|
| Revenues | | | | |
| Property and other local taxes | \$ 16,760,557 | \$ 16,380,054 | \$ 15,976,772 | \$ 14,312,193 |
| Sales taxes | 17,518,211 | 15,653,197 | 15,531,868 | 14,990,915 |
| Charges for services | 10,947,104 | 8,951,338 | 8,225,646 | 7,273,105 |
| Licenses and permits | 201,119 | 204,098 | 188,449 | 169,970 |
| Fines and forfeitures | 277,136 | 259,879 | 534,563 | 251,790 |
| Intergovernmental | 26,645,172 | 28,708,953 | 25,334,788 | 21,955,754 |
| Special assessments | 429,618 | 355,186 | 416,280 | 309,382 |
| Investment income | 311,253 | 1,155,131 | 2,085,615 | 1,434,790 |
| Rental income | 632,706 | 536,257 | 661,953 | 454,307 |
| Contributions and donations | 97,640 | 6,916,023 | 1,021,679 | 32,519 |
| Payment in lieu of taxes | 342,954 | 325,311 | 281,754 | 229,729 |
| Other | 2,333,782 | 4,683,182 | 2,022,343 | 1,579,148 |
| Total revenues | <u>76,497,252</u> | <u>84,128,609</u> | <u>72,281,710</u> | <u>62,993,602</u> |
| Expenditures | | | | |
| General government: | | | | |
| Legislative and executive | 12,769,776 | 14,302,665 | 12,369,694 | 11,266,575 |
| Judicial | 5,341,990 | 5,556,149 | 4,933,796 | 4,659,151 |
| Public safety | 10,537,632 | 10,246,756 | 9,215,825 | 8,829,214 |
| Public works | 8,913,661 | 8,190,515 | 10,064,775 | 7,389,996 |
| Health | 6,765,278 | 5,113,072 | 4,384,195 | 3,628,442 |
| Human services | 20,436,140 | 19,497,455 | 17,561,226 | 17,504,995 |
| Conservation and recreation | 86,714 | - | - | - |
| Economic development | 543,890 | 805,957 | 683,480 | 662,646 |
| Intergovernmental | - | 556,297 | 512,790 | 499,598 |
| Capital outlay | 4,777,379 | 4,847,118 | 8,031,281 | 3,760,346 |
| Debt service | | | | |
| Principal retirement | 1,841,910 | 998,970 | 992,940 | 12,482,940 |
| Interest and fiscal charges | 521,891 | 556,863 | 610,486 | 522,355 |
| Bond/note issuance costs | 119,617 | 22,698 | 21,696 | 276,514 |
| Total expenditures | <u>72,655,878</u> | <u>70,694,515</u> | <u>69,382,184</u> | <u>71,482,772</u> |
| Excess (deficiency) of revenues over (under) expenditures | <u>3,841,374</u> | <u>13,434,094</u> | <u>2,899,526</u> | <u>(8,489,170)</u> |
| Other financing sources (uses) | | | | |
| Sale of capital assets | 11,631 | 11,631 | 12,635 | 30,946 |
| Transfers in | 18,044,631 | 5,729,310 | 26,265,665 | 4,192,703 |
| Transfers out | (16,337,178) | (5,729,310) | (26,265,665) | (4,192,703) |
| Bond anticipation note issuance | - | - | - | - |
| Premium on bond/note issuance | 677,020 | 31,275 | 28,755 | 774,886 |
| OPWC loan proceeds | - | - | - | - |
| Payment to refunded bond escrow agent | - | - | - | - |
| Issuance of bonds/other sources | 3,765,000 | - | - | 10,865,000 |
| Total other financing sources (uses) | <u>6,161,104</u> | <u>42,906</u> | <u>41,390</u> | <u>11,670,832</u> |
| Net change in fund balance | <u>\$ 10,002,478</u> | <u>\$ 13,477,000</u> | <u>\$ 2,940,916</u> | <u>\$ 3,181,662</u> |
| Debt service as a percentage of noncapital expenditures | 3.38% | 2.39% | 2.66% | 18.97% |

Source: County financial records

| | 2017 | 2016 | 2015 | 2014 | 2013 | 2012 |
|----|--------------------|--------------------|---------------------|---------------------|---------------------|---------------------|
| \$ | 13,650,568 | \$ 12,747,616 | \$ 11,961,234 | \$ 11,609,436 | \$ 11,189,135 | \$ 11,640,235 |
| | 14,629,447 | 13,002,252 | 13,634,032 | 13,354,194 | 12,657,207 | 11,904,107 |
| | 6,504,208 | 6,618,819 | 5,865,300 | 6,453,336 | 5,630,525 | 5,702,000 |
| | 140,709 | 137,623 | 121,673 | 170,045 | 164,159 | 149,577 |
| | 273,514 | 289,852 | 280,751 | 215,729 | 293,905 | 328,306 |
| | 21,642,818 | 19,606,116 | 19,349,363 | 21,341,405 | 20,104,135 | 20,886,903 |
| | 258,582 | 287,269 | 191,989 | 170,736 | 173,248 | 141,711 |
| | 933,897 | 498,301 | 798,656 | 445,960 | 685,017 | 742,796 |
| | 431,959 | 445,002 | 536,244 | 450,438 | 460,492 | 450,517 |
| | 38,516 | 2,568,917 | 46,330 | - | - | - |
| | 117,427 | 41,091 | 40,695 | - | - | - |
| | 1,854,121 | 1,400,802 | 1,781,826 | 2,000,044 | 1,486,393 | 1,961,477 |
| | <u>60,475,766</u> | <u>57,643,660</u> | <u>54,608,093</u> | <u>56,211,323</u> | <u>52,844,216</u> | <u>53,907,629</u> |
| | 10,712,611 | 10,251,481 | 9,740,153 | 9,542,722 | 8,821,409 | 9,684,539 |
| | 4,546,995 | 4,387,727 | 3,873,515 | 3,530,975 | 3,406,943 | 2,632,086 |
| | 8,276,160 | 7,509,458 | 7,413,308 | 6,823,695 | 7,049,233 | 6,143,948 |
| | 8,141,252 | 6,712,940 | 7,477,456 | 7,241,291 | 7,516,145 | 6,401,112 |
| | 2,665,182 | 2,356,288 | 2,370,945 | 2,289,183 | 2,227,373 | 2,770,824 |
| | 17,027,930 | 17,803,584 | 18,686,802 | 18,107,074 | 17,092,953 | 16,039,947 |
| | - | - | - | - | - | - |
| | 626,203 | 596,812 | 523,430 | 387,249 | 295,249 | 378,475 |
| | 483,004 | 435,714 | 432,174 | 391,758 | 433,439 | 367,949 |
| | 7,348,106 | 6,084,992 | 4,395,747 | 4,926,423 | 3,342,064 | 2,185,670 |
| | 8,392,940 | 8,338,970 | 895,000 | 870,000 | 845,000 | 790,000 |
| | 231,591 | 243,065 | 197,032 | 224,512 | 239,518 | 290,188 |
| | 48,750 | 29,092 | - | - | - | 103,024 |
| | <u>68,500,724</u> | <u>64,750,123</u> | <u>56,005,562</u> | <u>54,334,882</u> | <u>51,269,326</u> | <u>47,787,762</u> |
| | <u>(8,024,958)</u> | <u>(7,106,463)</u> | <u>(1,397,469)</u> | <u>1,876,441</u> | <u>1,574,890</u> | <u>6,119,867</u> |
| | - | - | - | - | - | - |
| | 4,901,186 | 3,047,100 | 3,872,770 | 3,983,687 | 4,495,640 | 3,130,717 |
| | (4,901,186) | (3,047,100) | (3,872,770) | (4,464,117) | (4,495,640) | (3,130,717) |
| | 11,350,000 | 7,400,000 | 7,400,000 | - | - | - |
| | - | 41,736 | - | - | - | - |
| | - | - | 758,800 | - | - | - |
| | - | - | - | - | - | (2,282,518) |
| | - | - | - | - | - | 2,332,168 |
| | <u>11,350,000</u> | <u>7,441,736</u> | <u>8,158,800</u> | <u>(480,430)</u> | <u>-</u> | <u>49,650</u> |
| \$ | <u>3,325,042</u> | <u>\$ 335,273</u> | <u>\$ 6,761,331</u> | <u>\$ 1,396,011</u> | <u>\$ 1,574,890</u> | <u>\$ 6,169,517</u> |
| | 13.24% | 14.71% | 2.20% | 2.30% | 2.40% | 2.50% |

UNION COUNTY, OHIO

ASSESSED VALUATION AND ESTIMATED ACTUAL VALUE OF TAXABLE PROPERTY
LAST TEN YEARS

| Tax Year/ Collection Year | Real Property | | Personal Property |
|--------------------------------------|---------------------------------|----------------------------------------|--------------------------|
| | Residential Property | Commercial/Utility Property | Utility |
| 2020/2021 | \$ 1,714,394,010 | \$ 242,929,730 | \$ 148,457,540 |
| 2019/2020 | 1,654,825,860 | 229,912,840 | 144,428,100 |
| 2018/2019 | 1,451,334,450 | 228,946,960 | 139,527,740 |
| 2017/2018 | 1,408,946,760 | 222,083,440 | 137,744,820 |
| 2016/2017 | 1,360,983,550 | 218,075,400 | 135,381,070 |
| 2015/2016 | 1,190,808,980 | 214,693,810 | 89,745,440 |
| 2014/2015 | 1,146,127,680 | 212,086,160 | 88,450,940 |
| 2013/2014 | 1,037,946,330 | 249,798,450 | 59,677,410 |
| 2012/2013 | 1,032,911,580 | 256,693,420 | 55,448,220 |
| 2011/2012 | 1,023,108,310 | 254,817,810 | 52,772,850 |

Notes:

Property is assessed every year. The assessed value of real property (including public utility real property) is 35 percent of estimated true value. Personal property tax is assessed on all tangible personal property used in business in Ohio. The assessed value of public utility personal property ranges from 25 percent of true value for railroad property to 88 percent for electric transmission and distribution property. Other tangible personal property is assessed at 25 percent for everything except inventories, which are assessed at 23 percent.

The tangible personal property values associated with each year are the values that, when multiplied by the applicable rates, generated the property tax revenue billed in that year. For real property, the amounts generated by multiplying the assessed values by the applicable rates would be reduced by the 10%, 2-1/2%, and homestead exemptions before being billed.

Source: Union County Auditor

| Total | | Assessed Value as a Percentage of Actual Value | Total Direct Tax Rate |
|-----------------------|-------------------------------|-------------------------------------------------------|------------------------------|
| Assessed Value | Estimated Actual Value | | |
| \$ 2,105,781,280 | \$ 5,761,055,293 | 36.55% | \$ 11.40 |
| 2,029,166,800 | 5,549,090,555 | 36.57% | 11.40 |
| 1,819,809,150 | 4,959,358,279 | 36.69% | 11.40 |
| 1,768,775,020 | 4,816,614,490 | 36.72% | 10.85 |
| 1,714,440,020 | 4,665,439,125 | 36.75% | 10.85 |
| 1,495,248,230 | 4,117,705,712 | 36.31% | 10.85 |
| 1,446,664,780 | 3,981,123,403 | 36.34% | 10.85 |
| 1,347,422,190 | 3,747,086,039 | 35.96% | 10.85 |
| 1,345,053,220 | 3,747,595,055 | 35.89% | 10.85 |
| 1,330,698,970 | 3,711,186,633 | 35.86% | 10.85 |

UNION COUNTY, OHIO

DIRECT AND OVERLAPPING PROPERTY TAX RATES
(RATE PER \$1,000 OF ASSESSED VALUE)
LAST TEN YEARS

| | <u>2021</u> | <u>2020</u> | <u>2019</u> | <u>2018</u> | <u>2017</u> | <u>2016</u> | <u>2015</u> | <u>2014</u> | <u>2013</u> | <u>2012</u> |
|-------------------------------------------|--------------|--------------|--------------|--------------|--------------|--------------|--------------|--------------|--------------|--------------|
| <u>Union County</u> | | | | | | | | | | |
| <i>County Unvoted Millage:</i> | | | | | | | | | | |
| General | \$ 3.40 | \$ 3.40 | \$ 3.40 | \$ 3.40 | \$ 3.40 | \$ 3.40 | \$ 3.40 | \$ 3.40 | \$ 3.40 | \$ 3.40 |
| <i>County Voted Millage:</i> | | | | | | | | | | |
| DD | 6.20 | 6.20 | 6.20 | 6.20 | 6.20 | 6.20 | 6.20 | 6.20 | 6.20 | 6.20 |
| Mental Health | 0.80 | 0.80 | 0.80 | 0.80 | 0.50 | 0.50 | 0.50 | 0.50 | 0.50 | 0.50 |
| 9-1-1 | 1.00 | 1.00 | 1.00 | 1.00 | 0.75 | 0.75 | 0.75 | 0.75 | 0.75 | 0.75 |
| Total County | <u>11.40</u> | <u>11.40</u> | <u>11.40</u> | <u>11.40</u> | <u>10.85</u> | <u>10.85</u> | <u>10.85</u> | <u>10.85</u> | <u>10.85</u> | <u>10.85</u> |
| <u>Union County Health District</u> | 1.40 | 1.40 | 1.25 | 1.25 | 1.25 | 1.25 | 1.25 | 1.25 | 1.25 | 1.25 |
| <u>School Districts within the County</u> | | | | | | | | | | |
| Fairbanks LSD | 40.85 | 41.00 | 41.75 | 41.75 | 41.80 | 44.20 | 44.20 | 44.30 | 44.57 | 45.80 |
| Marysville EVSD | 61.31 | 61.86 | 62.27 | 62.27 | 62.27 | 62.27 | 62.27 | 59.56 | 59.06 | 58.06 |
| North Union LSD | 32.25 | 32.55 | 32.70 | 32.70 | 34.70 | 35.40 | 35.40 | 36.15 | 37.05 | 37.70 |
| <u>Overlapping School Districts</u> | | | | | | | | | | |
| Benjamin Logan LSD | 35.00 | 35.00 | 35.20 | 35.20 | 35.40 | 35.70 | 35.70 | 35.70 | 35.70 | 35.71 |
| Triad LSD | 28.10 | 28.10 | 28.10 | 28.10 | 28.10 | 27.85 | 27.85 | 27.85 | 28.60 | 28.60 |
| Jonathan Alder LSD | 35.35 | 35.35 | 35.35 | 35.35 | 36.10 | 37.60 | 37.60 | 38.35 | 38.30 | 38.35 |
| Hilliard CSD | 91.90 | 93.75 | 93.75 | 93.75 | 94.35 | 89.55 | 89.55 | 89.45 | 89.45 | 82.95 |
| Dublin CSD | 92.09 | 93.49 | 93.70 | 93.70 | 88.59 | 88.59 | 88.59 | 88.59 | 87.34 | 80.40 |
| Buckeye Valley LSD | 33.98 | 36.46 | 37.10 | 37.10 | 35.00 | 34.20 | 34.20 | 35.80 | 34.66 | 34.73 |
| <u>Corporations</u> | | | | | | | | | | |
| Richwood | 8.70 | 8.70 | 6.70 | 6.70 | 6.70 | 6.70 | 6.70 | 6.70 | 6.70 | 10.70 |
| Unionville Center | 3.95 | 3.95 | 3.95 | 3.95 | 4.50 | 3.95 | 3.95 | 3.95 | 3.95 | 3.95 |
| Plain City | 6.95 | 7.25 | 7.25 | 7.25 | 8.00 | 8.15 | 8.15 | 8.15 | 8.15 | 6.00 |
| Magnetic Springs | 10.90 | 10.90 | 10.90 | 10.90 | 10.90 | 10.90 | 10.90 | 10.90 | 10.90 | 10.90 |
| Marysville | 4.50 | 4.50 | 4.30 | 4.30 | 4.30 | 4.30 | 4.30 | 4.30 | 4.30 | 4.50 |
| Milford Center | 1.20 | 1.20 | 1.20 | 1.20 | 1.20 | 1.20 | 1.20 | 1.20 | 1.20 | 1.20 |
| <u>Joint Vocational Schools</u> | | | | | | | | | | |
| Tolles Career & Technical Center | 1.60 | 1.60 | 1.60 | 1.60 | 1.60 | 1.60 | 1.60 | 1.60 | 1.60 | 1.30 |
| Ohio Hi Point JVS | 2.60 | 2.60 | 2.60 | 2.60 | 2.00 | 2.00 | 2.00 | 2.00 | 2.00 | 2.00 |
| Tri-Rivers JVS | 4.40 | 4.40 | 4.40 | 4.40 | 4.40 | 4.40 | 4.40 | 4.40 | 4.40 | 4.40 |
| Delaware Co JVS | 3.20 | 3.20 | 3.20 | 3.20 | 1.50 | 3.20 | 3.20 | 3.20 | 3.20 | 3.20 |
| <u>Township / Fire</u> | | | | | | | | | | |
| Allen | 9.60 | 9.6 | 9.6 | 9.6 | 9.60 | 9.60 | 9.60 | 9.60 | 9.60 | 9.60 |
| Claibourne | 1.80 | 1.80 | 1.60 | 1.60 | 1.60 | 1.60 | 1.60 | 1.60 | 1.60 | 1.60 |
| Darby | 8.25 | 6.85 | 6.85 | 6.85 | 6.85 | 6.80 | 6.60 | 6.60 | 4.60 | 4.60 |
| Dover | 6.90 | 6.90 | 6.90 | 6.90 | 6.40 | 6.40 | 6.40 | 5.40 | 5.40 | 5.40 |
| Jackson | 1.40 | 1.40 | 1.40 | 1.40 | 1.40 | 1.40 | 1.40 | 1.40 | 1.40 | 1.40 |
| Jerome | 17.90 | 17.90 | 17.90 | 17.90 | 17.90 | 17.90 | 17.90 | 17.90 | 17.90 | 18.00 |
| Leesburg | 4.50 | 4.50 | 4.50 | 4.50 | 4.50 | 4.50 | 3.50 | 3.50 | 3.50 | 3.50 |
| Liberty | 9.15 | 10.15 | 10.15 | 10.15 | 8.15 | 7.15 | 7.15 | 7.15 | 7.15 | 7.15 |
| Millcreek | 8.35 | 8.35 | 8.35 | 8.35 | 8.20 | 8.20 | 8.20 | 8.20 | 8.20 | 8.20 |
| Paris | 6.30 | 6.30 | 6.30 | 6.30 | 6.30 | 5.00 | 5.00 | 5.00 | 5.00 | 5.00 |
| Taylor | 5.20 | 5.20 | 5.20 | 5.20 | 7.95 | 5.20 | 5.20 | 5.20 | 7.95 | 7.95 |
| Union | 14.30 | 14.30 | 14.30 | 14.30 | 14.30 | 8.80 | 7.60 | 7.60 | 7.10 | 7.10 |
| Washington | 4.20 | 4.20 | 4.20 | 4.20 | 4.20 | 4.20 | 4.20 | 4.20 | 4.20 | 4.20 |
| York | 8.50 | 8.50 | 8.50 | 8.50 | 8.50 | 8.90 | 8.90 | 8.90 | 8.90 | 8.90 |

Notes:

* For Darby Twp. ,this is what is collected in district 7.
For other districts in this Township, the rate is 1.60
with an additional 12.5 mills for the Pleasant Valley
Fire District which started to be collected for this
district in 1995 tax year.

* The rates represented in this Table represent the
original voted rates.

Source: Union County Auditor

UNION COUNTY, OHIO

PRINCIPAL PROPERTY TAXPAYERS
REAL ESTATE AND TANGIBLE PERSONAL PROPERTY TAX
DECEMBER 31, 2021 AND DECEMBER 31, 2012

| 2021 | | | |
|-----------------------------------|-------------------------------|-------------|----------------------------------------------------------|
| <u>Taxpayer</u> | <u>Taxable Assessed Value</u> | <u>Rank</u> | <u>Percentage of Total County Taxable Assessed Value</u> |
| AEP Ohio Transmission Company In | \$505,197,560 | 1 | 23.99% |
| Honda Development & Manufacturing | 293,740,310 | 2 | 13.95% |
| Jerome Grand LLC | 165,361,560 | 3 | 7.85% |
| Ohio Power Co | 155,839,950 | 4 | 7.40% |
| Union Rural Electric Co-Op Inc | 120,013,900 | 5 | 5.70% |
| Dayton Power & Light Co | 114,407,500 | 6 | 5.43% |
| Scotts Company LLC | 60,599,690 | 7 | 2.88% |
| Ohio Edison Company | 57,621,390 | 8 | 2.74% |
| MREIC Columbus OH II, LLC | 56,176,880 | 9 | 2.67% |
| American Transmission Systems | 54,665,980 | 10 | 2.60% |
| Total | <u>\$ 1,583,624,720</u> | | <u>75.21%</u> |
| Total County Assessed Valuation | <u>\$ 2,105,781,280</u> | | |

| 2012 | | | |
|---------------------------------|-------------------------------|-------------|----------------------------------------------------------|
| <u>Taxpayer</u> | <u>Taxable Assessed Value</u> | <u>Rank</u> | <u>Percentage of Total County Taxable Assessed Value</u> |
| Honda of America | \$ 77,683,750 | 1 | 5.84% |
| Ohio Power Company | 19,261,750 | 2 | 1.45% |
| OM Scotts & Sons | 15,105,080 | 3 | 1.14% |
| Union Rural Electric | 13,635,580 | 4 | 1.02% |
| Dayton Power & Light | 11,606,730 | 5 | 0.87% |
| Ohio Edison | 5,825,660 | 6 | 0.44% |
| Nestle USA | 5,364,370 | 7 | 0.40% |
| Select Sires | 4,723,010 | 8 | 0.35% |
| Watkins Glen Holdings | 3,396,510 | 9 | 0.26% |
| SM Links | 2,306,090 | 10 | 0.17% |
| Total | <u>\$ 158,908,530</u> | | <u>11.94%</u> |
| Total County Assessed Valuation | <u>\$ 1,330,698,970</u> | | |

Source: Union County Auditor

UNION COUNTY, OHIO

PROPERTY TAX LEVIES AND COLLECTIONS (1)
LAST TEN YEARS

| Collection Year (2) | Total Levy | Collected within the Year of the Levy | | Collections of Delinquent Taxes (3) | Total Tax Collections | Percentage of Total Tax Collections to Current Tax Levy |
|--------------------------------|-------------------|--------------------------------------------------|-------------------------------|----------------------------------------------------|----------------------------------|----------------------------------------------------------------------------|
| | | Amount | Percentage of Levy | | | |
| 2021 | \$ 17,953,496 | \$ 17,245,375 | 96.06% | \$ 708,122 | \$17,953,497 | 100.00% |
| 2020 | 17,260,053 | 16,577,670 | 96.05% | 682,383 | 17,260,053 | 100.00% |
| 2019 | 16,455,905 | 15,800,838 | 96.02% | 655,068 | 16,455,906 | 100.00% |
| 2018 | 16,314,365 | 15,948,127 | 97.76% | 406,066 | 16,354,193 | 100.24% |
| 2017 | 14,731,474 | 13,728,864 | 93.19% | 348,011 | 14,076,875 | 95.56% |
| 2016 | 14,477,584 | 14,046,617 | 97.02% | 293,700 | 14,340,317 | 99.05% |
| 2015 | 13,627,343 | 13,224,139 | 97.04% | 358,793 | 13,582,932 | 99.67% |
| 2014 | 13,109,160 | 12,743,925 | 97.21% | 341,441 | 13,085,366 | 99.82% |
| 2013 | 12,796,503 | 12,385,034 | 96.78% | 321,858 | 12,706,892 | 99.30% |
| 2012 | 12,913,282 | 12,608,455 | 97.64% | 420,484 | 13,028,939 | 100.90% |

Source: Union County Auditor

- (1) Includes Homestead/Rollback taxes assessed locally, but distributed through the State and reported as Intergovernmental revenue.
- (2) The County does not provide delinquent taxes by levy year, therefore the collection year is used.
- (3) The County does not identify delinquent tax collections by tax year. The amounts shown represent delinquent taxes collected in that fiscal year regardless of the year of initial levy.

THIS PAGE IS INTENTIONALLY LEFT BLANK

UNION COUNTY, OHIO

**TAXABLE SALES BY TYPE
LAST TEN YEARS**

| | 2021 | 2020 | 2019 | 2018 | 2017 |
|-----------------------------------------|----------------------|----------------------|----------------------|----------------------|----------------------|
| Sales tax payments | \$ 2,630,248 | \$ 1,999,188 | \$ 2,100,040 | \$ 1,904,109 | \$ 1,827,072 |
| Direct pay tax return payments | 1,269,637 | 2,046,468 | 2,742,952 | 3,158,424 | 3,170,130 |
| Seller's use tax return payments | 3,281,236 | 3,057,542 | 2,127,602 | 1,788,241 | 1,763,344 |
| Consumer's use tax return payments | 665,205 | 619,909 | 797,589 | 756,828 | 829,672 |
| Motor vehicle tax payments | 2,698,311 | 2,278,893 | 2,202,619 | 1,966,208 | 1,958,680 |
| Non-resident motor vehicle | 46,068 | 25,935 | 19,327 | 21,941 | 19,565 |
| Watercraft and outboard motors | 52,564 | 45,358 | 30,459 | 20,300 | 22,539 |
| Department of liquor control | 63,363 | 58,712 | 45,029 | 40,477 | 35,916 |
| Sales tax on motor vehicle fuel refunds | 2,472 | 549 | 4,210 | 3,478 | 2,996 |
| Sales/use tax voluntary payments | 45,305 | 2,079 | 7,733 | 3,152 | 7,470 |
| Statewide master numbers | 4,695,676 | 4,225,777 | 4,094,479 | 3,848,686 | 3,780,311 |
| Sales/use tax assessment payments | 61,011 | 34,642 | 63,265 | 29,042 | 47,174 |
| Streamlined sales tax payments | 731,043 | 565,538 | 285,756 | 26,759 | 21,964 |
| Use tax amnesty payments | 2,412 | 925 | 2,225 | 6,280 | 3,321 |
| Managed audit tax payments | 57,495 | 17,029 | 43,143 | 216,311 | 16,817 |
| Transient sales | 964,571 | 951,808 | 998,625 | 1,132,802 | 1,225,248 |
| Certified assessment payment | 45,961 | 44,296 | 40,759 | 53,348 | 42,492 |
| Adjustments to prior allocations | - | - | - | - | - |
| Administrative rotary fund fee | (173,243) | (158,028) | (155,474) | (149,449) | (147,056) |
| Sales/use tax refunds approved | 11,768 | (171,816) | (58,361) | (31,502) | (69,063) |
| Total | \$ 17,151,103 | \$ 15,644,804 | \$ 15,391,975 | \$ 14,795,435 | \$ 14,558,592 |
| | | | | | |
| Sales tax rate | 1.25% | 1.25% | 1.25% | 1.25% | 1.25% |

Source: Ohio Department of Taxation.

Notes:

Sales tax is remitted to the Ohio Department of Taxation. The portion pertaining to the County is remitted on a monthly basis approximately two months after collection at the source.

Information for the principal taxpayers is not provided to the County by the Ohio Department of Taxation.

| <u>2016</u> | <u>2015</u> | <u>2014</u> | <u>2013</u> | <u>2012</u> |
|----------------------|----------------------|----------------------|----------------------|----------------------|
| \$ 1,672,433 | \$ 1,499,686 | \$ 1,882,823 | \$ 2,400,660 | \$ 2,318,214 |
| 2,965,853 | 3,916,625 | 4,450,761 | 5,263,685 | 5,329,231 |
| 1,658,481 | 1,621,047 | 1,375,082 | 1,124,161 | 1,009,092 |
| 853,721 | 856,659 | 584,215 | 268,884 | 213,849 |
| 1,683,263 | 1,623,751 | 1,601,724 | 1,440,167 | 1,302,929 |
| 17,791 | 15,400 | 15,285 | 11,817 | 11,347 |
| 24,036 | 17,567 | 17,119 | 24,167 | 17,124 |
| 33,142 | 28,833 | 26,061 | 21,236 | 19,053 |
| 7,603 | 5,662 | 5,436 | 32,344 | 5,673 |
| 13,836 | 7,428 | 7,229 | 11,156 | 5,832 |
| 3,198,665 | 2,939,031 | 2,754,591 | 2,514,078 | 2,432,663 |
| 12,052 | 105,984 | 28,230 | 45,669 | 57,832 |
| 22,743 | 14,268 | 5,164 | 8,137 | 2,167 |
| 12 | 32 | 1,375 | 6,311 | 32,509 |
| 17,091 | 205,366 | (13,380) | - | - |
| 1,025,057 | 1,196,200 | 836,821 | - | - |
| 281,107 | 54,815 | 2,551 | - | - |
| - | - | (15) | - | - |
| (130,949) | (140,610) | (131,712) | (131,421) | (121,031) |
| (392,003) | (47,358) | (408,974) | (30,412) | (590,182) |
| <u>\$ 12,963,934</u> | <u>\$ 13,920,386</u> | <u>\$ 13,040,386</u> | <u>\$ 13,010,640</u> | <u>\$ 12,046,302</u> |
| 1.25% | 1.25% | 1.25% | 1.25% | 1.25% |

UNION COUNTY, OHIO

RATIO OF OUTSTANDING DEBT BY TYPE
LAST TEN YEARS

| Year | Governmental Activities | | | |
|------|------------------------------------|-----------------------------------|--------------|------------------------------|
| | General Obligation Bonds (2) | Sales Tax Revenue Bonds (2) | OPWC Loan | Bond Anticipation Note |
| 2021 | \$ 4,438,083 | \$ 9,758,608 | \$ 550,130 | \$ - |
| 2020 | 1,040,000 | 10,596,033 | 607,040 | - |
| 2019 | 1,290,000 | 11,371,135 | 626,010 | - |
| 2018 | 1,530,000 | 12,131,371 | 663,950 | - |
| 2017 | 2,090,000 | 1,015,000 | 701,890 | 11,350,000 |
| 2016 | 2,919,500 | 1,205,000 | 739,830 | 7,400,000 |
| 2015 | 3,641,902 | 1,411,532 | 758,800 | 7,400,000 |
| 2014 | 4,357,723 | 1,599,645 | - | - |
| 2013 | 5,053,543 | 1,782,758 | - | - |
| 2012 | 5,660,000 | 1,930,000 | - | - |

Note: Details regarding the County's outstanding debt can be found in the notes to the financial statements.

- (1) See the Schedule of Demographic and Economic Statistics later in the Statistical Section for personal income and population data.
- (2) Includes unamortized premiums
- (3) The 2019 and prior amounts have been restated to reclassify the Hospital as a component unit.

Source: Union County Auditor

Business-type Activities (3)

| Revenue Bonds | | OPWC Loan | | OWDA Loan | | Total Primary Government | Percentage of Personal Income (1) | Per Capita (1) | |
|----------------------|---------|------------------|---------|------------------|---------|---------------------------------|------------------------------------------|-----------------------|-----|
| \$ | 595,962 | \$ | 347,179 | \$ | - | \$ 15,689,962 | 0.60% | \$ | 241 |
| | 605,981 | | 371,977 | | - | 13,221,031 | 0.60% | | 224 |
| | 615,684 | | 380,243 | | - | 14,283,072 | 0.70% | | 242 |
| | 625,082 | | 396,775 | | - | 15,347,178 | 0.80% | | 265 |
| | 634,184 | | 413,307 | | - | 16,204,381 | 1.03% | | 286 |
| | 643,000 | | - | | - | 12,907,330 | 0.82% | | 233 |
| | 643,000 | | - | | - | 13,855,234 | 0.89% | | 255 |
| | - | | - | | - | 5,957,368 | 0.38% | | 111 |
| | - | | - | | 468,470 | 7,304,771 | 0.49% | | 137 |
| | - | | - | | 465,731 | 8,055,731 | 0.55% | | 153 |

UNION COUNTY, OHIO

RATIOS OF GENERAL BONDED DEBT OUTSTANDING
LAST TEN YEARS

| Year | General Obligation Bonds (1) | Less: Amounts Restricted for Debt Service | Net General Bonded Debt | Ratio of Net Bonded Debt to Estimated Actual Value | Net Bonded Debt per Capita (2) |
|-------------|---------------------------------------------|----------------------------------------------------------|------------------------------------|-----------------------------------------------------------------------|---------------------------------------------------|
| 2021 | \$ 4,438,083 | \$ - | \$ 4,438,083 | 0.08% | \$ 68 |
| 2020 | 1,040,000 | 301,216 | 738,784 | 0.01% | 13 |
| 2019 | 1,290,000 | 281,781 | 1,008,219 | 0.02% | 17 |
| 2018 | 1,530,000 | 235,611 | 1,294,389 | 0.03% | 22 |
| 2017 | 2,090,000 | 340,132 | 1,749,868 | 0.04% | 31 |
| 2016 | 2,919,500 | - | 2,919,500 | 0.07% | 53 |
| 2015 | 3,641,902 | - | 3,641,902 | 0.09% | 67 |
| 2014 | 4,357,723 | - | 4,357,723 | 0.12% | 81 |
| 2013 | 5,053,543 | - | 5,053,543 | 0.13% | 95 |
| 2012 | 5,660,000 | - | 5,660,000 | 0.15% | 107 |

Note: Details regarding the County's outstanding debt can be found in the notes to the financial statement

(1) This amount includes both governmental activities and business type activities.

(2) Population data can be found in the Schedule of Demographic and Economic Statistics later in the Statistical Section.

Source: Union County Auditor

UNION COUNTY, OHIO

DIRECT AND OVERLAPPING GOVERNMENTAL ACTIVITIES DEBT
AS OF DECEMBER 31, 2021

| <u>Jurisdiction</u> | <u>Debt Outstanding</u> | <u>Estimated Percentage Applicable to County (1)</u> | <u>Estimated Share of Overlapping Debt</u> |
|---------------------------------------------|-----------------------------|------------------------------------------------------------------|--------------------------------------------------------|
| Direct debt: | | | |
| The County | \$ 14,746,821 | 100.00% | \$ 14,746,821 |
| Total direct debt | | | <u>14,746,821</u> |
| Overlapping debt: | | | |
| Village of Plain City | 2,890,000 | 13.94% | 402,866 |
| Solid Waste Authority of Central Ohio | 58,180,000 | 0.48% | 279,264 |
| <u>All School Districts</u> | | | |
| Dublin City School District | 173,488,337 | 12.43% | 21,564,600 |
| Hilliard City School District | 101,350,000 | 0.01% | 10,135 |
| Benjamin Logan Local School District | 420,000 | 1.14% | 4,788 |
| Buckeye Valley Local School District | 37,705,000 | 0.04% | 15,082 |
| Fairbanks School District | 7,675,000 | 91.81% | 7,046,418 |
| Jonathan Alder Local School District | 11,770,000 | 38.49% | 4,530,273 |
| Marysville Exempted Village School District | 50,936,368 | 100.00% | 50,936,368 |
| North Union Local School District | 3,365,000 | 94.78% | 3,189,347 |
| Triad Local School District | 4,325,000 | 7.52% | 325,240 |
| Tolles Career & Tech. Jt. Vocational School | 1,161,710 | 10.35% | 120,237 |
| Tri-Rivers Joint Vocational School | 556,580 | 11.01% | 61,279 |
| Total overlapping debt | | | <u>88,485,897</u> |
| Total direct and overlapping debt | | | <u>\$ 103,232,718</u> |

Source: Ohio Municipal Advisory Council and County records.

Note: Overlapping governments are those that coincide, at least in part, with the geographic boundaries of the County. This schedule estimates the portion of the outstanding debt of those overlapping governments that is borne by the residents and businesses of Union County. This process recognizes that, when considering the governments ability to issue and repay long term debt, the entire debt burden borne by the residents and businesses should be taken into account. However, this does not imply that every taxpayer is a resident, and therefore responsible for repaying the debt, of each overlapping government.

(1) The percentage of overlapping debt applicable is estimated using taxable assessed property values. Applicable percentages were estimated by determining the portion of the county's taxable assessed value that is within the government's boundaries and dividing it by the County's taxable assessed value.

UNION COUNTY, OHIO

COMPUTATION OF LEGAL DEBT MARGIN
LAST TEN YEARS

| | <u>2021</u> | <u>2020</u> | <u>2019</u> | <u>2018</u> |
|-----------------------------------------------------------------------|----------------------|----------------------|----------------------|----------------------|
| Assessed value | \$ 2,105,781,280 | \$ 2,029,166,800 | \$ 1,819,809,150 | \$ 1,768,775,020 |
| Unvoted debt limit (1% of total assessed) | 21,057,813 | 20,291,668 | 18,198,092 | 17,687,750 |
| Debt applicable to limit: | | | | |
| General obligation bonds | 3,770,000 | 1,040,000 | 1,290,000 | 1,530,000 |
| Less: amount set aside for repayment of general obligation debt | - | - | - | - |
| Total debt applicable to limit | <u>3,770,000</u> | <u>1,040,000</u> | <u>1,290,000</u> | <u>1,530,000</u> |
| Legal debt margin | <u>\$ 17,287,813</u> | <u>\$ 19,251,668</u> | <u>\$ 16,908,092</u> | <u>\$ 16,157,750</u> |
| Legal debt margin as a percentage of the unvoted debt limit | 82.10% | 94.87% | 92.91% | 91.35% |
| Debt limit | | | | |
| 3.0% of the first \$100,000,000 | \$ 3,000,000 | \$ 3,000,000 | \$ 3,000,000 | \$ 3,000,000 |
| 1.5% of the next \$200,000,000 | 3,000,000 | 3,000,000 | 3,000,000 | 3,000,000 |
| 2.5% of amounts assessed in excess of \$300,000,000. | 45,144,532 | 43,229,170 | 37,995,229 | 36,719,376 |
| | <u>51,144,532</u> | <u>49,229,170</u> | <u>43,995,229</u> | <u>42,719,376</u> |
| Debt applicable to limit: | | | | |
| General obligation bonds | 3,770,000 | 1,040,000 | 1,290,000 | 1,530,000 |
| Less: amount set aside for repayment of general obligation debt | - | - | - | - |
| Total debt applicable to limit | <u>3,770,000</u> | <u>1,040,000</u> | <u>1,290,000</u> | <u>1,530,000</u> |
| Legal debt margin | <u>\$ 47,374,532</u> | <u>\$ 48,189,170</u> | <u>\$ 42,705,229</u> | <u>\$ 41,189,376</u> |
| Legal debt margin as a percentage of the debt limit | 92.63% | 97.89% | 97.07% | 96.42% |

Source: Union County Auditor

Note: Ohio Bond Law sets a limit of 9% for overall debt and 1/10 of 1% for voted debt.

| 2017 | 2016 | 2015 | 2014 | 2013 | 2012 |
|------------------|------------------|------------------|------------------|------------------|------------------|
| \$ 1,714,440,020 | \$ 1,495,248,230 | \$ 1,446,664,780 | \$ 1,347,422,190 | \$ 1,345,053,220 | \$ 1,330,698,970 |
| 17,144,400 | 14,952,482 | 14,466,648 | 13,474,222 | 13,450,532 | 13,306,990 |
| 2,090,000 | 2,710,000 | 3,310,000 | 3,885,000 | 4,445,000 | 4,990,000 |
| - | - | - | - | - | - |
| 2,090,000 | 2,710,000 | 3,310,000 | 3,885,000 | 4,445,000 | 4,990,000 |
| \$ 15,054,400 | \$ 12,242,482 | \$ 11,156,648 | \$ 9,589,222 | \$ 9,005,532 | \$ 8,316,990 |
| 87.81% | 81.88% | 77.12% | 71.17% | 66.95% | 62.50% |
| \$ 3,000,000 | \$ 3,000,000 | \$ 3,000,000 | \$ 3,000,000 | \$ 3,000,000 | \$ 3,000,000 |
| 3,000,000 | 3,000,000 | 3,000,000 | 3,000,000 | 3,000,000 | 3,000,000 |
| 35,361,001 | 29,881,206 | 28,666,620 | 26,185,555 | 26,126,331 | 25,767,474 |
| 41,361,001 | 35,881,206 | 34,666,620 | 32,185,555 | 32,126,331 | 31,767,474 |
| 2,090,000 | 2,710,000 | 3,310,000 | 3,885,000 | 4,445,000 | 4,990,000 |
| - | - | - | - | - | - |
| 2,090,000 | 2,710,000 | 3,310,000 | 3,885,000 | 4,445,000 | 4,990,000 |
| \$ 39,271,001 | \$ 33,171,206 | \$ 31,356,620 | \$ 28,300,555 | \$ 27,681,331 | \$ 26,777,474 |
| 94.95% | 92.45% | 90.45% | 87.93% | 86.16% | 84.29% |

UNION COUNTY, OHIO

PLEDGED REVENUE COVERAGE
GOVERNMENTAL REVENUE BONDS
LAST TEN YEARS

| Year | Sales Tax Revenue Bonds | | | | | |
|------|-------------------------|---------------------------|-----------------------|--------------|------------|----------|
| | Sales Tax Revenue | Retained For General Fund | Net Available Revenue | Debt Service | | Coverage |
| | | | | Principal | Interest | |
| 2021 | \$ 13,669,745 | \$ 12,534,720 | \$ 1,135,025 | \$ 750,000 | \$ 385,025 | 1.00 |
| 2020 | 12,493,810 | 11,364,185 | 1,130,075 | 730,000 | 399,625 | 1.00 |
| 2019 | 12,369,490 | 11,230,265 | 1,137,625 | 715,000 | 424,225 | 1.00 |
| 2018 | 11,887,811 | 11,047,533 | 840,278 | 535,000 | 305,278 | 1.00 |
| 2017 | 11,618,263 | 11,402,575 | 215,688 | 190,000 | 25,688 | 1.00 |
| 2016 | 10,437,623 | 10,223,267 | 214,356 | 185,000 | 29,355 | 1.00 |
| 2015 | 10,799,407 | 10,581,343 | 218,064 | 185,000 | 33,064 | 1.00 |
| 2014 | 10,717,385 | 10,500,689 | 216,696 | 180,000 | 36,687 | 1.00 |
| 2013 | 10,004,383 | 9,793,987 | 210,396 | 175,000 | 40,188 | 0.98 |
| 2012 | 9,253,584 | 9,037,494 | 216,090 | 150,000 | 67,753 | 0.99 |

Note: Details regarding the County's outstanding debt can be found in the notes to the financial statements. The amount retained for the general fund represents the total received less the amount required to meet the debt obligation.

Source: Union County Auditor

UNION COUNTY, OHIO

PLEGDED REVENUE COVERAGE
WASTE WATER REVENUE BONDS
LAST EIGHT YEARS

| Year | Operating Revenues | Direct Operating Expenses (1) | Cash and cash equivalents in Sewer Fund | Net Revenues Available for Debt Service | Debt Service | | Coverage |
|------|--------------------|-------------------------------|-----------------------------------------|-----------------------------------------|--------------|-----------|----------|
| | | | | | Principal | Interest | |
| 2021 | \$ 428,392 | \$ 390,006 | \$ 1,271,852 | \$ 1,310,238 | \$ 10,019 | \$ 19,694 | 44.10 |
| 2020 | 401,655 | 361,637 | 1,380,811 | 1,420,829 | 17,969 | 20,010 | 37.41 |
| 2019 | 467,807 | 332,462 | 1,374,315 | 1,509,660 | 25,930 | 20,315 | 32.64 |
| 2018 | 421,700 | 373,152 | 1,337,334 | 1,385,882 | 9,102 | 20,611 | 46.64 |
| 2017 | 452,731 | 459,088 | 1,335,749 | 1,329,392 | 8,816 | 20,898 | 44.74 |
| 2016 | 494,726 | 630,804 | 1,196,681 | 1,060,603 | - | 20,898 | 50.75 |
| 2015 | 538,170 | 417,347 | 417,205 | 538,028 | - | 20,898 | 25.75 |
| 2014 | 284,193 | 327,766 | 175,383 | 131,810 | - | 19,237 | 6.85 |

Source: County financial records

Notes:

(1) Direct operating expenses do not include depreciation and amortization expense.

Net Revenue Available for Debt Service is computed by subtracting direct operating expenses from operating revenues plus cash and cash equivalents in the Sewer fund for the reporting period.

UNION COUNTY, OHIO

DEMOGRAPHIC AND ECONOMIC STATISTICS
LAST TEN YEARS

| Year | (a) Population | Personal Income | Per Capita Income (b) | Agricultural Acres (c) | Building Permits (d) | Unemployment Rate (e) |
|-------------|---------------------------|----------------------------|----------------------------------|-----------------------------------|---------------------------------|----------------------------------|
| 2021 | 64,971 | \$ 2,616,901,938 | \$ 40,278 | 230,054 | 2,151 | 4.5% |
| 2020 | 58,988 | 2,205,207,392 | 37,384 | 236,823 | 1,674 | 6.0% |
| 2019 | 58,988 | 2,046,352,708 | 34,691 | 221,383 | 1,627 | 4.0% |
| 2018 | 57,835 | 1,912,372,100 | 33,066 | 221,989 | 1,625 | 3.5% |
| 2017 | 56,741 | 1,577,399,800 | 27,800 | 222,341 | 1,468 | 3.7% |
| 2016 | 55,457 | 1,583,241,893 | 28,549 | 222,680 | 1,405 | 3.8% |
| 2015 | 54,277 | 1,554,927,496 | 28,648 | 223,182 | 1,326 | 3.8% |
| 2014 | 53,776 | 1,551,545,152 | 28,852 | 223,293 | 1,260 | 4.4% |
| 2013 | 53,306 | 1,485,318,384 | 27,864 | 223,217 | 1,134 | 5.7% |
| 2012 | 52,715 | 1,471,591,940 | 27,916 | 230,362 | 488 | 5.1% |

Sources:

(a)

The 2012 numbers came from the Dispatch.com. The 2013 - 2021 statistics came from quickfacts.census.gov.

(b) Amounts for 2012 - 2021 were census estimate completed by the US Census Bureau provided by the Union County Economic Development office.

(c) Source: Union County Auditor.

(d) Source: Union County Engineer.

(e) Data from the Bureau of Labor Statistics, Ohio Department of Job and Family Services.

UNION COUNTY, OHIO

PRINCIPAL EMPLOYERS
CURRENT YEAR AND NINE YEARS AGO

| 2021 | | | |
|------------------------------------|------------------|-------------|-----------------------------------------------|
| Employer | Employees | Rank | Percentage of Total Employment |
| Honda Marysville Auto Plant | 7,110 | 1 | 20.26% |
| Midwest Express | 1,500 | 2 | 4.27% |
| The Scotts Miracle Gro Co | 1,100 | 3 | 3.13% |
| Memorial Health | 980 | 4 | 2.79% |
| Marysville Schools | 620 | 5 | 1.77% |
| Union County | 558 | 6 | 1.59% |
| Ohio Reformatory for Women | 504 | 7 | 1.44% |
| Continental | 400 | 8 | 1.14% |
| Transportation Research Center | 385 | 9 | 1.10% |
| Kroger Marketplace | 317 | 10 | 0.90% |
| Total top 10 employers | 13,474 | | 38.39% |
| | | | |
| Total Employment within the County | <u>35,100</u> | | |

| 2012 | | | |
|-------------------------------------|------------------|-------------|-----------------------------------------------|
| Employer | Employees | Rank | Percentage of Total Employment |
| Honda of America | 5,893 | 1 | 20.56% |
| The Scotts Company | 1,165 | 2 | 4.06% |
| Memorial Hospital | 707 | 3 | 2.47% |
| Marysville Exempted Village Schools | 593 | 4 | 2.07% |
| Ohio Reformatory for Women | 494 | 5 | 1.72% |
| Union County | 468 | 6 | 1.63% |
| Transportation Research Ctr. | 400 | 7 | 1.40% |
| Wal Mart | 340 | 8 | 1.19% |
| Scioto Services | 325 | 9 | 1.13% |
| Veyance Technologies | 311 | 10 | 1.09% |
| Total top 10 employers | 10,696 | | 37.32% |
| | | | |
| Total Employment within the County | <u>28,662</u> | | |

Source: Union County Chamber of Commerce

UNION COUNTY, OHIO

FULL TIME EQUIVALENT COUNTY GOVERNMENT
EMPLOYEES BY FUNCTION/PROGRAM
LAST TEN YEARS

| Function | 2021 | 2020 | 2019 | 2018 | 2017 | 2016 | 2015 | 2014 | 2013 | 2012 |
|----------------------------------|-------------|-------------|-------------|-------------|-------------|-------------|-------------|-------------|-------------|-------------|
| <i>General Government</i> | | | | | | | | | | |
| <i>Legislative and Executive</i> | | | | | | | | | | |
| Auditor | 16 | 16 | 16 | 16 | 13 | 13 | 13 | 13 | 12 | 11 |
| Board of Elections | 6 | 4 | 4 | 4 | 4 | 4 | 4 | 4 | 3 | 4 |
| Commissioners Dept. | 11 | 14 | 21 | 21 | 19 | 16 | 18 | 17 | 17 | 17 |
| Data Processing | 2 | 2 | 2 | 2 | 2 | 2 | 2 | 2 | 2 | 2 |
| Engineers Office | 10 | 8 | 8 | 7 | 8 | 8 | 8 | 3 | 5 | 5 |
| Janitor / Maintenance | 15 | 17 | 18 | 18 | 17 | 17 | 17 | 14 | 14 | 11 |
| Prosecutor | 15 | 16 | 14 | 17 | 15 | 11 | 12 | 12 | 11 | 12 |
| Recorder | 4 | 4 | 4 | 4 | 4 | 4 | 4 | 4 | 4 | 4 |
| Treasurer | 4 | 4 | 4 | 4 | 3 | 4 | 4 | 4 | 4 | 4 |
| Welfare Administration | 23 | 26 | 19 | 22 | 20 | 24 | 26 | 34 | 25 | 18 |
| <i>Judicial</i> | | | | | | | | | | |
| Clerk of Courts | 17 | 16 | 16 | 16 | 16 | 14 | 14 | 13 | 12 | 11 |
| Common Pleas Court | 20 | 17 | 10 | 12 | 13 | 12 | 12 | 11 | 11 | 11 |
| Law Library | 1 | 1 | 1 | 1 | 1 | 1 | 1 | 1 | 1 | 1 |
| Juvenile Court | 20 | 17 | 21 | 22 | 21 | 20 | 18 | 17 | 15 | 15 |
| Probate Court | 3 | 7 | 3 | 3 | 3 | 3 | 3 | 5 | 4 | 5 |
| <i>Public Safety</i> | | | | | | | | | | |
| Coroner | 4 | 3 | 3 | 3 | 3 | 3 | 4 | 2 | 2 | 2 |
| Sheriff | 66 | 66 | 66 | 67 | 62 | 58 | 56 | 55 | 53 | 56 |
| <i>Public Works</i> | | | | | | | | | | |
| Co. Engineers Official | 1 | 1 | 1 | 1 | 1 | 1 | 1 | 1 | 1 | 1 |
| Road Laborers | 27 | 25 | 25 | 25 | 26 | 24 | 24 | 26 | 27 | 25 |
| <i>Health</i> | | | | | | | | | | |
| Dog Warden | 1 | 1 | 1 | 1 | 1 | 1 | 1 | 1 | 1 | 1 |
| Mental Health | 15 | 12 | 6 | 7 | 4 | 5 | 3 | 3 | 3 | 3 |
| DD | 99 | 95 | 74 | 85 | 86 | 78 | 75 | 78 | 72 | 78 |
| <i>Human Services</i> | | | | | | | | | | |
| Child Support | 8 | 8 | 8 | 7 | 7 | 7 | 8 | 7 | 7 | 6 |
| PA Transportation | 9 | 9 | 7 | 8 | 6 | 7 | 12 | 14 | 14 | 12 |
| Public Social Service | 25 | 21 | 22 | 17 | 16 | 19 | 19 | 19 | 19 | 16 |
| Veterans | 5 | 5 | 5 | 5 | 5 | 5 | 5 | 4 | 4 | 4 |
| <i>Sewer</i> | | | | | | | | | | |
| Sanitary Engineer | 1 | 1 | 3 | 3 | 2 | 3 | 3 | 2 | 2 | 3 |
| <i>Building Development</i> | | | | | | | | | | |
| Building Regulation | 12 | 11 | 12 | 11 | 9 | 6 | 6 | 5 | 5 | 5 |
| | <u>440</u> | <u>427</u> | <u>394</u> | <u>409</u> | <u>387</u> | <u>370</u> | <u>373</u> | <u>371</u> | <u>350</u> | <u>343</u> |

Source: Union County Auditor

THIS PAGE IS INTENTIONALLY LEFT BLANK

UNION COUNTY, OHIO

**OPERATING INDICATORS BY FUNCTION
LAST TEN YEARS**

| Function | 2021 | 2020 | 2019 | 2018 |
|----------------------------------------------|-------------|-------------|-------------|-------------|
| General Government | | | | |
| <u>Legislative and Executive</u> | | | | |
| <u>Commissioners</u> | | | | |
| Number of Resolutions | 452 | 467 | 519 | 417 |
| Number of Meetings | 69 | 96 | 92 | 91 |
| <u>Auditor</u> | | | | |
| Number of Non Exempt Conveyances | 2,314 | 1,845 | 1,807 | 1,852 |
| Number of Exempt Conveyances | 1,139 | 865 | 802 | 782 |
| Number of Real Estate Transfers | 3,453 | 2,710 | 2,609 | 2,634 |
| Number of Checks Issued (budgetary) | 14,196 | 13,680 | 13,822 | 15,095 |
| <u>Treasurer</u> | | | | |
| Number of 1st Half Parcels Billed | 29,563 | 20,350 | 29,656 | 29,105 |
| Number of Pay-Ins Processed | 15,697 | 19,569 | 19,740 | 16,567 |
| Return on Portfolio | 0.39% | 1.20% | 2.26% | 1.86% |
| <u>Prosecuting Attorney</u> | | | | |
| Number of Felony Cases Opened | 318 | 260 | 360 | 369 |
| Number of Cases Prosecuted | 227 | 223 | 346 | 278 |
| Number of Mortgage Foreclosures Answered | 18 | 27 | 67 | 97 |
| Number of County Contracts Reviewed | 195 | 272 | 68 | 87 |
| Number of Township Issues Assisted With | 15 | 28 | 36 | 39 |
| Number of Nonsupport Cases Opened & Serviced | 2 | 1 | 1 | 1 |
| Number of Crime Victims Assisted | 668 | 527 | 676 | 800 |
| Number of new Juvenile Cases | 502 | 398 | 472 | 512 |
| <u>Board of Elections</u> | | | | |
| Number of Registered Voters | 41,980 | 41,429 | 38,119 | 38,670 |
| Number of Voters-Last General Election | 11,711 | 33,705 | 9,813 | 24,250 |
| Percentage of Registered Voters | 27.90 | 81.36 | 25.74 | 62.71 |
| <u>Recorder</u> | | | | |
| Number of Deeds Recorded | 3,078 | 2,506 | 2,470 | 2,416 |
| Number of Mortgages Recorded | 5,262 | 4,983 | 3,262 | 2,757 |
| <u>Buildings and Grounds</u> | | | | |
| Number of Buildings Maintained | N/A | N/A | N/A | 15 |
| Square Footage of Buildings | N/A | N/A | N/A | 304,243 |
| <u>Data Processing</u> | | | | |
| Number of Users Served | 562 | 448 | 425 | 409 |
| <u>Risk Management</u> | | | | |
| Number of Claims | N/A | N/A | N/A | 10 |
| <u>Judicial</u> | | | | |
| <u>Common Pleas Court</u> | | | | |
| Number of Cases Filed- Criminal | 254 | 223 | 292 | 329 |
| Number of Cases Filed- Civil | 194 | 180 | 233 | 209 |
| Number of Cases Filed- Divorce/Dissolution | 144 | 208 | 159 | 173 |
| Number of Cases Filed- Domestic Reopens | 71 | 112 | 80 | 123 |
| <u>Probate Court</u> | | | | |
| Number of Cases Filed- Civil | 6 | 1 | 4 | 1 |
| Marriage License Issued | 326 | 314 | 371 | 319 |
| <u>Juvenile Court</u> | | | | |
| Number of Cases Filed- Traffic Offenses | 289 | 246 | 235 | 191 |
| Number of Cases Filed- Mediation | 48 | 34 | 31 | 11 |
| Number of Cases Filed- Other | 610 | 20 | 22 | 27 |
| Number of Filings Terminated | 1,018 | 840 | 1,344 | 1,086 |
| <u>Clerk of Courts</u> | | | | |
| Titles Issued | 95,960 | 78,657 | 81,237 | 72,795 |
| Watercraft Titles Issued | 601 | 548 | 425 | 365 |

Source: Union County Elected Officials and Department Heads

N/A: Information not available. Information will be presented in future Annual Reports as it becomes available.

| 2017 | 2016 | 2015 | 2014 | 2013 | 2012 |
|---------|---------|---------|---------|---------|---------|
| 433 | 495 | 489 | 305 | 650 | 490 |
| 102 | 109 | 96 | 102 | 102 | 101 |
| 1,870 | 1,774 | 1,723 | 1,516 | 1,597 | 1,194 |
| 807 | 803 | 822 | 841 | 827 | 817 |
| 2,677 | 2,577 | 2,545 | 2,357 | 2,424 | 2,011 |
| 14,024 | 19,635 | 14,064 | 14,794 | 13,793 | 17,597 |
| 27,375 | 30,373 | 27,482 | 27,482 | 28,083 | 25,687 |
| 19,906 | 20,069 | 11,399 | 11,220 | 6,948 | 6,865 |
| 1.26% | 1.00% | 0.96% | 1.40% | 1.47% | 1.71% |
| 395 | 346 | 255 | 426 | 393 | 400 |
| 277 | 274 | 250 | 220 | 215 | 299 |
| 112 | 121 | 102 | 189 | 193 | 328 |
| 127 | 402 | 271 | 313 | 160 | 178 |
| 35 | 31 | 24 | 37 | 35 | 73 |
| 1 | 0 | 0 | 7 | 7 | 10 |
| 603 | 603 | 813 | 916 | 1,391 | 730 |
| 629 | 617 | 605 | 528 | 666 | 682 |
| 36,992 | 36,205 | 33,849 | 34,077 | 33,467 | 34,099 |
| 10,840 | 27,959 | 16,152 | 14,325 | 9,539 | 25,762 |
| 29.30% | 77.22% | 47.72% | 42.00% | 38.50% | 75.55% |
| 2,583 | 2,483 | 2,416 | 2,248 | 2,750 | 2,077 |
| 2,994 | 3,185 | 2,883 | 2,430 | 7,538 | 3,244 |
| 11 | 8 | 15 | 15 | 15 | 15 |
| 289,680 | 257,700 | 301,199 | 301,199 | 301,199 | 301,199 |
| 258 | 223 | 374 | 483 | 483 | 410 |
| 0 | 7 | 18 | 41 | 43 | 5 |
| 273 | 274 | 250 | 286 | 282 | 299 |
| 275 | 267 | 241 | 324 | 381 | 475 |
| 193 | 207 | 195 | 171 | 181 | 167 |
| 102 | 84 | 123 | 143 | 162 | 110 |
| 1 | 5 | 5 | 5 | 4 | 5 |
| 309 | 316 | 293 | 314 | 275 | 282 |
| 260 | 325 | 286 | 279 | 342 | 318 |
| 133 | 161 | 219 | 226 | 225 | 270 |
| 29 | 40 | 70 | 81 | 51 | 33 |
| 1,003 | 1,182 | 1,318 | 1,344 | 1,424 | 1,418 |
| 64,893 | 46,331 | 33,488 | 34,405 | 32,239 | 26,665 |
| 378 | 343 | 281 | 278 | 326 | 338 |

- (continued)

UNION COUNTY, OHIO

OPERATING INDICATORS BY FUNCTION (Continued)
LAST TEN YEARS

| Function | 2021 | 2020 | 2019 | 2018 |
|------------------------------------------|-------------|-------------|-------------|-------------|
| <u>General Government</u> (continued) | | | | |
| <u>Public Safety</u> | | | | |
| <u>Sheriff</u> | | | | |
| <u>Jail Operation</u> | | | | |
| Average Daily Jail Census | 145 | 132 | 186 | 76 |
| Prisoners Booked | 3,885 | 3,314 | 4,652 | 2,310 |
| Prisoners Released | 3,849 | 3,358 | 4,481 | 610 |
| <u>Enforcement</u> | | | | |
| Number of Incidents Reported | 25,206 | 875 | 1,013 | 1,137 |
| Number of Citations Issued | 1,615 | 1,459 | 1,769 | 1,757 |
| Number of Papers Served | 1,961 | 1,893 | 2,914 | 3,729 |
| Number of Telephone Calls | 63,013 | 27,396 | 26,981 | 17,729 |
| Number of Warrants Served | 874 | 1,133 | 1,007 | 1,431 |
| Number of Prisoner Transports | 1,118 | 892 | 1,676 | 1,697 |
| Number of Sheriff's Appraisals & Sales | 18 | 41 | 105 | 67 |
| Number of Record Checks | 2,867 | 2,469 | 1,647 | 347 |
| Number of Sex Offender Registrations | 118 | 117 | 129 | 139 |
| Number of CCW Permits Issued | 1,886 | 856 | 775 | 982 |
| <u>Emergency Medical Services</u> | | | | |
| Number of Emergency Responses | 7,093 | 11,507 | 1,296 | 6,483 |
| <u>911 Services</u> | | | | |
| Number of Calls | 14,793 | 16,611 | 14,533 | 14,200 |
| <u>Coroner</u> | | | | |
| Number of Cases Investigated | 90 | 89 | 71 | 68 |
| Number of Autopsies Performed | 30 | 24 | 27 | 37 |
| <u>Emergency Management Agency (EMA)</u> | | | | |
| Number of Emergency Responses | 122 | 46 | 41 | 20 |
| <u>Public Works</u> | | | | |
| <u>Engineer</u> | | | | |
| Miles of Roads Resurfaced | 16 | 10 | 9 | 6 |
| Miles of Roads Widened | - | - | 2 | - |
| Miles of Roads Chip Sealed | 126 | 91 | 95 | 101 |
| Miles of Roads Striped | 138 | 138 | 120 | 98 |
| Number of Bridges Replaced / Improved | 7 | 5 | 6 | 6 |
| Number of Culverts Replaced / Improved | 26 | 33 | 48 | 30 |
| Driveway Permits Issued | 88 | 175 | 67 | 132 |
| Property Transfers Checked | 2,615 | 2,643 | 2,602 | 2,634 |
| Deed Approvals | 2,635 | 2,123 | 3,600 | 3,608 |
| <u>Building Development</u> | | | | |
| Number of Permits Issued | 2,151 | 1,674 | 1,627 | 1,625 |
| Number of Inspections Performed | 22,173 | 16,876 | 17,171 | 16,144 |
| Correction Notices Written | 4,374 | 5,127 | 5,205 | 4,204 |
| <u>Sewer District</u> | | | | |
| Number of Tap-ins | N/A | N/A | N/A | - |
| Number of Customers | N/A | N/A | N/A | 617 |
| <u>Health</u> | | | | |
| <u>Dog Warden</u> | | | | |
| Calls for Service | 608 | 977 | 884 | 479 |
| Total Dogs to Humane Society | 122 | 90 | 80 | 44 |
| Citations Issued | 22 | 42 | 35 | 24 |

Source: Union County Elected Officials and Department Heads

N/A: Information not available. Information will be presented in future Annual Reports as it becomes available.

| 2017 | 2016 | 2015 | 2014 | 2013 | 2012 |
|--------|--------|--------|--------|--------|--------|
| 71 | 71 | 62 | 57 | 55 | 181 |
| 2,146 | 2,173 | 1,885 | 1,738 | 1,663 | 4,259 |
| 1,104 | 1,486 | 1,434 | 1,287 | 1,034 | 4,238 |
| 967 | 829 | 897 | 778 | 824 | 1,032 |
| 1,747 | 2,141 | 1,520 | 1,635 | 2,097 | 2,032 |
| 3,006 | 2,690 | 2,614 | 2,046 | 1,659 | 2,235 |
| 16,812 | 18,549 | 17,344 | 14,392 | 53,305 | 13,931 |
| 1,333 | 1,302 | 1,149 | 1,158 | 688 | 1,339 |
| 1,604 | 1,599 | 1,444 | 1,411 | 1,405 | 1,549 |
| 82 | 83 | 137 | 159 | 240 | 284 |
| 540 | 652 | 657 | 675 | 499 | 1,000 |
| 132 | 119 | 116 | 83 | 188 | 451 |
| 796 | 1,194 | 838 | 669 | 900 | 410 |
| 6,098 | 5,304 | 3,358 | 3,149 | 2,740 | 2,851 |
| 13,718 | 15,524 | 15,011 | 14,941 | 13,839 | 14,311 |
| 60 | 47 | 38 | 26 | 33 | 25 |
| 34 | 39 | 41 | 20 | 20 | 12 |
| 18 | 21 | 32 | 37 | 33 | 27 |
| 7 | 8 | 10 | 9 | 11 | 10 |
| 0 | 0 | 0 | - | - | - |
| 121 | 82 | 90 | 69 | 94 | 84 |
| 90 | 182 | 186 | 82 | 191 | 199 |
| 11 | 7 | 5 | 5 | 5 | 3 |
| 16 | 27 | 25 | 26 | 2 | 3 |
| 82 | 120 | 102 | 119 | 116 | 102 |
| 2,677 | 2,577 | 2,545 | 2,357 | 2,424 | 2,420 |
| 3,692 | 3,920 | 3,257 | 2,850 | 2,816 | 2,307 |
| 1,468 | 1,405 | 1,326 | 1,260 | 1,134 | 488 |
| 13,617 | 13,191 | 12,878 | 10,919 | 9,794 | 6,791 |
| 3,618 | 3,733 | 3,558 | 3,123 | 2,846 | 1,881 |
| 4 | 35 | 108 | - | - | - |
| 615 | 617 | 582 | 467 | 467 | 467 |
| N/A | 1,456 | 1,813 | 1,444 | 1,554 | 1,422 |
| 205 | 397 | 412 | 461 | 516 | 564 |
| N/A | 22 | 48 | 27 | 31 | 45 |

- (continued)

UNION COUNTY, OHIO

OPERATING INDICATORS BY FUNCTION (Concluded)
LAST TEN YEARS

| Function | 2021 | 2020 | 2019 | 2018 |
|------------------------------------------------------|-------------|-------------|-------------|-------------|
| <u>Health (continued)</u> | | | | |
| <u>DD</u> | | | | |
| Number of Students Enrolled | | | | |
| Early Intervention Program | 126 | 136 | 73 | 75 |
| Preschool | 326 | 208 | 239 | 233 |
| Number Employed at Workshop | N/A | N/A | N/A | N/A |
| <u>Mental Health</u> | | | | |
| Client Count - direct outpatient services | N/A | 623 | 1,300 | 1,763 |
| Client Count - other including prevention services | N/A | 2,455 | 2,700 | 2,695 |
| <u>Human Services</u> | | | | |
| <u>Jobs And Family Services</u> | | | | |
| Client Count - Visitors to Employment Resource Cntr. | 865 | 1,148 | 4,747 | 4,517 |
| Client Count - Number of Job Club Participants | N/A | N/A | N/A | N/A |
| Job Club Part. - Successfully Completed Classes | N/A | N/A | N/A | N/A |
| Client Applications Processed - Food Stamps | 991 | 706 | 947 | 1,145 |
| Client Applications Processed - OWF | 168 | 152 | 75 | 107 |
| Client Applications Processed - Medicaid | 940 | 1,020 | 6,299 | 6,588 |
| Number of Open Public Assistance Cases | N/A | 1,020 | 0 | 2,784 |
| Average Number of Certified Daycare Providers. | 6 | 11 | 10 | 16 |
| <u>Children's Services</u> | | | | |
| Number of Placements | 47 | 52 | 82 | 64 |
| Number of Investigations | 232 | 259 | 273 | 269 |
| Number of Information and Referrals | 73 | 98 | 153 | N/A |
| <u>Child Support Enforcement Agency</u> | | | | |
| Number of Open Cases | 2,391 | 2,481 | 2,613 | 2,784 |
| Number of new Cases | 145 | 144 | 161 | 161 |
| Percentage Collected | 76.24% | 74.98% | 75.03% | 74.88% |
| <u>Veteran Services</u> | | | | |
| Number of Clients Served | 1,325 | 862 | 1,741 | 1,352 |
| Amount of Benefits paid to Residents (\$000) | 111 | 145 | 195 | 214 |
| Number of Veterans Transported | 888 | 633 | 1,234 | 1,311 |
| <u>Union County Agency Transportation Service</u> | | | | |
| Number of One-Way Passenger Trips | 9,097 | 6,305 | 8,112 | 7,811 |
| Number of Individuals served | 298 | 255 | 276 | 305 |
| Total Vehicle Miles | 83,188 | 114,450 | 133,920 | N/A |
| Total Vehicle Hours | 3,303 | 8,083 | 11,563 | N/A |
| <u>Council on Aging</u> | | | | |
| Number of Function Attendees | N/A | N/A | N/A | N/A |
| Monthly Newsletter Circulation | 800 | 800 | 1,413 | N/A |
| Number of Individuals receiving in home care | 274 | 378 | 342 | 342 |
| Number of Individuals transported | 5,327 | 156 | 181 | 181 |
| Number of referrals investigated | 45 | 45 | 23 | 33 |
| <u>Economic Development</u> | | | | |
| Commercial / Industrial Projects | 5 | 7 | 65 | 64 |
| Estimated Number of Jobs Created | 250 | 160 | 466 | 191 |
| Estimated Number of Site/Building Inquiries | 42 | 32 | 18 | 27 |
| Economic Development Grants Received | - | 1 | - | - |
| Retention Visits | 70 | 345 | 0 | 15 |

Source: Union County Elected Officials and Department Heads

N/A: Information not available. Information will be presented in future Annual Reports as it becomes available.

| 2017 | 2016 | 2015 | 2014 | 2013 | 2012 |
|--------|---------|---------|---------|---------|---------|
| 112 | 52 | 67 | 82 | 48 | 39 |
| 267 | 171 | 147 | 190 | 81 | 120 |
| N/A | N/A | N/A | N/A | N/A | 90 |
| 1,600 | 1,346 | 1,298 | 1,233 | 1,675 | 1,493 |
| 2,700 | 2,250 | 1,892 | 12,402 | 13,107 | 12,896 |
| 10,332 | 14,206 | 6,067 | 5,861 | 6,304 | 6,159 |
| N/A | 12 | 27 | 24 | N/A | 11 |
| N/A | 12 | 27 | 17 | N/A | 7 |
| 1,228 | 1,539 | 1,392 | 1,379 | 1,635 | 1,691 |
| 86 | 91 | 105 | 217 | 289 | 614 |
| 4,986 | 5,737 | 5,626 | 5,262 | 7,174 | 10,772 |
| 3,560 | 2,120 | 2,492 | 5,558 | 3,022 | 3,059 |
| 16 | 7 | 20 | 20 | 11 | 14 |
| 70 | 119 | 77 | 78 | 83 | 71 |
| 295 | 451 | 422 | 392 | 429 | 459 |
| N/A | 159 | 264 | 161 | 208 | 293 |
| 2,845 | 2,730 | 2,853 | 2,879 | 2,857 | 2,850 |
| 128 | 154 | 168 | 239 | 149 | 215 |
| 76.00% | 77.70% | 77.37% | 77.86% | 77.27% | 80.00% |
| 1,645 | 1,483 | 1,453 | 1,573 | 1,656 | 1,635 |
| 233 | 203 | 224 | 324 | 217 | 202 |
| 1,192 | 1,124 | 1,035 | 1,234 | 1,290 | 1,224 |
| 8,744 | 11,323 | 20,042 | 20,697 | 23,838 | 27,161 |
| 287 | 344 | N/A | N/A | N/A | N/A |
| N/A | 163,067 | 342,632 | 355,477 | 380,993 | 430,078 |
| N/A | 9,558 | 40,003 | 32,599 | 32,083 | 13,590 |
| N/A | 1,236 | 1,648 | 2,830 | 1,458 | 1,492 |
| N/A | 1,732 | 1,903 | 2,605 | 2,587 | 2,602 |
| 297 | 252 | N/A | N/A | N/A | N/A |
| 189 | 192 | N/A | N/A | N/A | N/A |
| 42 | 54 | N/A | N/A | N/A | N/A |
| 31 | 32 | 27 | 34 | 23 | 11 |
| 246 | 405 | 1020 | 479 | 603 | 207 |
| 27 | 24 | 34 | 36 | 23 | 19 |
| 1 | 3 | - | - | 2 | - |
| 13 | 17 | 21 | 144 | 155 | 51 |

UNION COUNTY, OHIO

CAPITAL ASSET STATISTICS BY FUNCTION
LAST TEN YEARS
(AMOUNTS EXPRESSED IN THOUSANDS)

| Function | 2021 | 2020 | 2019 | 2018 |
|----------------------------------|-------------|-------------|-------------|-------------|
| General government | | | | |
| Legislative and executive | | | | |
| Easements | \$ 11 | \$ 11 | \$ 11 | \$ 12 |
| Land & land improvements | 942 | 1,015 | 1,085 | 1,558 |
| Buildings | 11,449 | 11,626 | 12,914 | 14,244 |
| Equipment | 1,107 | 1,341 | 1,308 | 362 |
| Furniture & fixtures | 311 | 359 | 423 | 485 |
| Vehicles | 143 | 191 | 343 | 159 |
| Intangibles | \$ 221 | 232 | 240 | 250 |
| Judicial | | | | |
| Land & land improvements | 20 | 20 | 20 | 11 |
| Buildings | 5,817 | 6,353 | 2,622 | 2,623 |
| Equipment | 306 | 242 | 104 | 143 |
| Furniture & fixtures | - | - | 10 | 18 |
| Vehicles | 42 | 58 | 2 | 8 |
| Intangibles | \$ 213 | 220 | 230 | 71 |
| Public safety | | | | |
| Land & land improvements | 433 | 434 | 435 | 299 |
| Buildings | 418 | 431 | 452 | 475 |
| Equipment | 527 | 233 | 57 | 53 |
| Furniture & fixtures | 13 | 1 | 1 | 1 |
| Vehicles | 176 | 134 | - | 3 |
| Intangibles | \$ 5 | 32 | 72 | 113 |
| Public works | | | | |
| Easements | 110 | 110 | 110 | 80 |
| Land & land improvements | 7 | 7 | 6 | 5 |
| Buildings | 38 | 34 | 34 | 35 |
| Equipment | 332 | 331 | - | - |
| Furniture & fixtures | - | - | - | - |
| Vehicles | 1,653 | 1,576 | 1,471 | 900 |
| Infrastructure | 78,688 | 80,353 | 77,723 | 75,512 |
| Intangibles | \$ 5 | 6 | 7 | 10 |
| Health | | | | |
| Land & land improvements | 316 | 315 | 316 | 64 |
| Buildings | 887 | 992 | 1,138 | 1,237 |
| Equipment | 18 | - | 5 | 15 |
| Furniture & fixtures | 5 | 2 | 5 | 7 |
| Vehicles | 97 | 96 | 98 | 103 |
| Intangibles | \$ 5 | 5 | 5 | 5 |
| Human Services | | | | |
| Land & land improvements | 6 | 6 | 3 | - |
| Buildings | - | 2 | 3 | 5 |
| Equipment | 115 | 155 | 146 | 107 |
| Furniture & fixtures | 38 | 50 | 61 | 72 |
| Vehicles | - | - | 238 | - |
| Intangibles | \$ 1 | 1 | 2 | 3 |
| Construction in progress | | | | |
| | 72 | 580 | 3,686 | 282 |
| Sewer | | | | |
| Land | 29 | 29 | 29 | 29 |
| Net depreciable assets | 5,461 | 5,594 | 5,662 | 5,744 |
| Building development | | | | |
| Net depreciable assets | 66 | 74 | 40 | 56 |

Source: Union County Auditor

N/A: Information not available. Information will be presented in future ACFRs as it becomes available.

| | 2017 | 2016 | 2015 | 2014 | 2013 | 2012 |
|----|--------|--------|--------|--------|--------|--------|
| \$ | 12 | \$ - | N/A | N/A | N/A | N/A |
| | 1,091 | 1,826 | 1,584 | 1,584 | 1,584 | 1,584 |
| | 14,256 | 25,614 | 20,391 | 20,324 | 18,942 | 18,942 |
| | 332 | 2,264 | 2,193 | 2,076 | 1,936 | 2,080 |
| | 576 | 887 | 393 | 393 | 371 | 302 |
| | 256 | 562 | 332 | 332 | 153 | 117 |
| | 242 | N/A | N/A | N/A | N/A | N/A |
| | 20 | 20 | 20 | 20 | 20 | 20 |
| | 2,731 | 4,843 | 4,843 | 4,843 | 4,830 | 4,830 |
| | 184 | 868 | 1,051 | 913 | 665 | 901 |
| | 23 | 196 | 191 | 179 | 186 | 186 |
| | N/A | N/A | N/A | N/A | N/A | N/A |
| | 78 | N/A | N/A | N/A | N/A | N/A |
| | 436 | 437 | 437 | 437 | 437 | 437 |
| | 497 | 936 | 936 | 936 | 936 | 936 |
| | 133 | 1,419 | 1,654 | 1,542 | 1,314 | 1,413 |
| | 3 | 58 | 66 | 66 | 66 | 66 |
| | - | 1,458 | 1,276 | 1,144 | 1,645 | 1,617 |
| | 105 | N/A | N/A | N/A | N/A | N/A |
| | - | - | - | - | - | - |
| | 7 | 9 | 9 | 9 | 9 | 9 |
| | 36 | 69 | 69 | 69 | 69 | 42 |
| | - | 290 | 526 | 487 | 453 | 475 |
| | - | 87 | 87 | 87 | 87 | 87 |
| | 744 | 5,772 | 5,320 | 5,130 | 4,029 | 4,177 |
| | 75,512 | 74,428 | 73,128 | 70,369 | 63,547 | 63,182 |
| | 13 | N/A | N/A | N/A | N/A | N/A |
| | 316 | 316 | 355 | 355 | 355 | 355 |
| | 965 | 4,153 | 4,301 | 4,263 | 4,078 | 4,078 |
| | 29 | 463 | 505 | 502 | 442 | 438 |
| | 10 | 124 | 124 | 124 | 122 | 104 |
| | 109 | 23 | 23 | 23 | 47 | 29 |
| | 9 | N/A | N/A | N/A | N/A | N/A |
| | 2 | 31 | 31 | 31 | 31 | 31 |
| | 6 | 102 | 93 | 93 | 93 | 93 |
| | 83 | 244 | 245 | 241 | 75 | 169 |
| | 57 | 233 | 214 | 214 | 217 | 217 |
| | - | 645 | 634 | 595 | 363 | 496 |
| | 4 | N/A | N/A | N/A | N/A | N/A |
| | 392 | 507 | 3,395 | 254 | 717 | 13 |
| | 29 | 29 | 29 | 29 | 29 | 29 |
| | 5,866 | 5,693 | 250 | 250 | 250 | 250 |
| | 63 | 80 | 233 | 199 | 140 | 140 |

THIS PAGE IS INTENTIONALLY LEFT BLANK

OHIO AUDITOR OF STATE KEITH FABER



UNION COUNTY

AUDITOR OF STATE OF OHIO CERTIFICATION

This is a true and correct copy of the report, which is required to be filed pursuant to Section 117.26, Revised Code, and which is filed in the Office of the Ohio Auditor of State in Columbus, Ohio.



Certified for Release 9/6/2022

88 East Broad Street, Columbus, Ohio 43215
Phone: 614-466-4514 or 800-282-0370

This report is a matter of public record and is available online at
www.ohioauditor.gov