

**CLEVELAND PUBLIC LIBRARY**

**CUYAHOGA COUNTY, OHIO**

**REGULAR AUDIT**

*For the year ended December 31, 2022*







88 East Broad Street  
Columbus, Ohio 43215  
IPARepor@ohioauditor.gov  
(800) 282-0370

Board of Trustees  
Cleveland Public Library  
325 Superior Ave  
Cleveland, OH 44114

We have reviewed the *Independent Auditor's Report* of the Cleveland Public Library, Cuyahoga County, prepared by Charles E. Harris & Associates, Inc., for the audit period January 1, 2022 through December 31, 2022. Based upon this review, we have accepted these reports in lieu of the audit required by Section 117.11, Revised Code. The Auditor of State did not audit the accompanying financial statements and, accordingly, we are unable to express, and do not express an opinion on them.

Our review was made in reference to the applicable sections of legislative criteria, as reflected by the Ohio Constitution, and the Revised Code, policies, procedures and guidelines of the Auditor of State, regulations and grant requirements. The Cleveland Public Library is responsible for compliance with these laws and regulations.

Keith Faber  
Auditor of State  
Columbus, Ohio

**July 26, 2023**

**This page intentionally left blank.**

**CLEVELAND PUBLIC LIBRARY**  
**CUYAHOGA COUNTY, OHIO**  
**REGULAR AUDIT**  
**For the Year Ended December 31, 2022**

**TABLE OF CONTENTS**

<b><u>TITLE</u></b>	<b><u>PAGE</u></b>
Independent Auditor's Report on Internal Control Over Financial Reporting and on Compliance and Other Matters Required by <i>Government Auditing Standards</i> .....	1

**This page intentionally left blank.**

**INDEPENDENT AUDITOR'S REPORT ON INTERNAL CONTROL OVER  
FINANCIAL REPORTING AND ON COMPLIANCE AND OTHER MATTERS  
REQUIRED BY GOVERNMENT AUDITING STANDARDS**

Cleveland Public Library  
Cuyahoga County  
525 Superior Ave.  
Cleveland, Ohio 44114

To the Board of Trustees:

We have audited, in accordance with auditing standards generally accepted in the United States of America and the standards applicable to financial audits contained in *Government Auditing Standards*, issued by the Comptroller General of the United States, the financial statements of the governmental activities, each major fund, and the aggregate remaining fund information of the Cleveland Public Library, Cuyahoga County, Ohio (the Library) as of and for the year ended December 31, 2022, and the related notes to the financial statements, which collectively comprise the Library's basic financial statements and have issued our report thereon dated June 21, 2023, wherein we noted the financial impact of COVID-19 and the ensuing emergency measures will impact subsequent periods of the Library. We also noted the Library adopted new accounting guidance in Governmental Accounting Standards Board Statement No. 87, *Leases*.

***Report on Internal Control Over Financial Reporting***

In planning and performing our audit of the financial statements, we considered the Library's internal control over financial reporting (internal control) as a basis for designing audit procedures that are appropriate in the circumstances for the purposes of expressing our opinions on the financial statements, but not for the purpose of expressing an opinion on the effectiveness of the Library's internal control. Accordingly, we do not express an opinion on the effectiveness of the Library's internal control.

*A deficiency in internal control* exists when the design or operation of a control does not allow management or employees, in the normal course of performing their assigned functions, to prevent, or detect and correct misstatements on a timely basis. *A material weakness* is a deficiency, or a combination of deficiencies, in internal control, such that there is a reasonable possibility that a material misstatement of the Library's financial statements will not be prevented, or detected and corrected, on a timely basis. *A significant deficiency* is a deficiency, or a combination of deficiencies, in internal control that is less severe than a material weakness, yet important enough to merit attention by those charged with governance.


Our consideration of internal control was for the limited purpose described in the first paragraph of this section and was not designed to identify all deficiencies in internal control that might be material weaknesses or significant deficiencies. Given these limitations, during our audit we did not identify any deficiencies in internal control that we consider to be material weaknesses. However, material weaknesses or significant deficiencies may exist that were not identified.

***Report on Compliance and Other Matters***

As part of obtaining reasonable assurance about whether the Library's financial statements are free from material misstatement, we performed tests of its compliance with certain provisions of laws, regulations, contracts, and grant agreements, noncompliance with which could have a direct and material effect on the financial statements. However, providing an opinion on compliance with those provisions was not an objective of our audit and accordingly, we do not express such an opinion. The results of our tests disclosed no instances of noncompliance or other matters that are required to be reported under *Government Auditing Standards*.

***Purpose of This Report***

The purpose of this report is solely to describe the scope of our testing of internal control and compliance and the results of that testing, and not to provide an opinion on the effectiveness of the Library's internal control or on compliance. This report is an integral part of an audit performed in accordance with *Government Auditing Standards* in considering the Library's internal control and compliance. Accordingly, this communication is not suitable for any other purpose.



***Charles E. Harris & Associates, Inc.***

June 21, 2023





# Cleveland Public Library Cleveland, Ohio ANNUAL COMPREHENSIVE FINANCIAL REPORT

For the Year Ended December 31, 2022



**Cleveland Public Library | Cleveland, Ohio**

# **ANNUAL COMPREHENSIVE FINANCIAL REPORT**

For the Year Ended December 31, 2022

Issued by


**Carrie Krenicky, Chief Financial Officer**





INTRODUCTORY

# INTRODUCTORY



**Cleveland Public Library**  
*Annual Comprehensive Financial Report*  
*For the Year Ended December 31, 2022*  
*Table of Contents*

	Page
<b>I. Introductory Section</b>	
Table of Contents .....	i
Letter of Transmittal .....	v
List of Principal Officials.....	xiii
Organizational Chart.....	xiv
GFOA Certificate of Achievement .....	xv
<b>II. Financial Section</b>	
Independent Auditor’s Report.....	1
Management’s Discussion and Analysis.....	4
Basic Financial Statements	
Government-wide Financial Statements:	
Statement of Net Position .....	16
Statement of Activities.....	18
Fund Financial Statements:	
Balance Sheet – Governmental Funds .....	19
Reconciliation of Total Governmental Fund Balances to Net Position of Governmental Activities.....	20
Statement of Revenues, Expenditures and Changes In Fund Balances – Governmental Funds....	21
Reconciliation of the Statement of Revenues, Expenditures and Changes in Fund Balances of Governmental Funds to the Statement of Activities .....	22
Statement of Revenues, Expenditures and Changes in Fund Balance – Budget (Non-GAAP Basis) and Actual	
General Fund.....	23
CLEVNET Fund .....	24
Statement of Fiduciary Net Position – Custodial Fund.....	25
Statement of Changes in Fiduciary Net Position – Custodial Fund.....	26
Notes to the Basic Financial Statements .....	27

**Cleveland Public Library**  
*Annual Comprehensive Financial Report*  
*For the Year Ended December 31, 2022*  
*Table of Contents (continued)*

---

Required Supplementary Information

Schedule of the Library's Proportionate Share of the Net Pension Liability – Ohio Public Employees Retirement System - Traditional Plan – Last Nine Years .....	80
Schedule of the Library's Proportionate Share of the Net Pension Asset – Ohio Public Employees Retirement System - Combined Plan – Last Five Years .....	82
Schedule of the Library's Proportionate Share of the Net OPEB Liability (Asset) – Ohio Public Employees Retirement System - OPEB Plan – Last Six Years .....	83
Schedule of the Library's Contributions – Ohio Public Employees Retirement System - Last Ten Years .....	84
Notes to Required Supplementary Information .....	86

Combining and Individual Fund Statements and Schedules:

Combining Statements – Nonmajor Governmental Funds:

Fund Descriptions .....	90
Combining Balance Sheet – Nonmajor Governmental Funds .....	96
Combining Statement of Revenues, Expenditures and Changes in Fund Balances – Nonmajor Governmental Funds .....	97
Combining Balance Sheet – Nonmajor Special Revenue Funds .....	98
Combining Statement of Revenues, Expenditures and Changes in Fund Balances – Nonmajor Special Revenue Funds .....	103
Combining Balance Sheet – Nonmajor Permanent Funds .....	108
Combining Statement of Revenues, Expenditures and Changes in Fund Balances – Nonmajor Permanent Funds .....	111

**Cleveland Public Library**  
*Annual Comprehensive Financial Report*  
*For the Year Ended December 31, 2022*  
*Table of Contents (continued)*

Individual Fund Schedules of Revenues, Expenditures/Expenses and Changes in  
Fund Balance/Equity – Budget (Non-GAAP Basis) and Actual

***Major Funds***

General Fund.....	116
CLEVNET Fund .....	118
Construction Fund.....	119
Building and Repair Fund.....	120

***Nonmajor Funds***

Anderson Fund.....	121
Endowment for the Blind Fund.....	122
Founders Fund .....	123
Kaiser Fund .....	124
Kraley Fund .....	125
Library Fund .....	126
Pepke Fund .....	127
Wickwire Fund .....	128
Wittke Fund .....	129
Young Fund .....	130
Judd Fund .....	131
Ohio Library for the Blind and Physically Disabled (OLBPD) Fund.....	132
Lockwood Thompson Memorial Fund .....	133
Schweinfurth Fund.....	134
MyCom Fund.....	135
Early Literacy Fund .....	136
Tech Centers Fund.....	137
Rice Solar Panel System Fund.....	138
Coronavirus Relief Fund.....	139
Stevens Employee Engagement Fund.....	140
Debt Service Fund.....	141
Abel Fund .....	142
Ambler Fund.....	143
Beard Fund .....	144
Klein Fund .....	145
Malon/Schroeder Fund.....	146
McDonald Fund .....	147
Ratner Fund .....	148
Root Fund .....	149
Sugarman Fund .....	150
Thompson Fund .....	151
Weidenthal Fund.....	152
White Fund .....	153
Beard Anna Young Fund .....	154
Paulson Fund.....	155

**Cleveland Public Library**  
*Annual Comprehensive Financial Report*  
*For the Year Ended December 31, 2022*  
*Table of Contents (continued)*

---

**III. Statistical Section**

Statistical Section Description .....	S1
Net Position by Component – Last Ten Years.....	S2
Changes in Net Position – Last Ten Years .....	S4
Fund Balances, Governmental Funds – Last Ten Years.....	S6
Changes in Fund Balances, Governmental Funds – Last Ten Years .....	S8
Assessed and Estimated Actual Value of Taxable Property – Last Ten Years.....	S10
Property Tax Rates – Direct and Overlapping Governments – Last Ten Years .....	S12
Real Property and Public Utility Tax Levies and Collections – Last Ten Years .....	S16
Principal Real Property Taxpayers – 2022 and 2013.....	S18
Ratios of Outstanding Debt to Total Personal Income and Debt Per Capita – Last Four Years.....	S19
Pledged Revenue Coverage Public Library Fund – Last Four Years .....	S20
Computation of Direct and Overlapping Debt Attributable to Governmental Activities – December 31, 2022 .....	S21
Principal Employers – Current Year and Nine Years Ago .....	S22
Demographic and Economic Statistics – Last Ten Years .....	S23
Full-Time Equivalent Library Employees by Function/Program – Last Ten Years .....	S24
Capital Assets Statistics	
By Neighborhood Branches– Last Ten Years.....	S28
By Main Library, Lake Shore Facility and Woodland Annex – Last Ten Years.....	S36
Operating Indicators – Last Ten Years .....	S38



June 21, 2023

**BOARD OF TRUSTEES**

Maritza Rodriguez  
*President*

John M. Hairston, Jr.  
*Vice President*

Thomas D. Corrigan  
*Secretary*

Alice G. Butts

Anthony Parker

Alan Seifullah

Teleange' Thomas

Felton Thomas, Jr.  
*Executive Director & CEO*

To the Citizens of the Cleveland Metropolitan School District and the Board of Trustees of the Cleveland Public Library:

We are pleased to submit to you the Annual Comprehensive Financial Report of the Cleveland Public Library (the Library) for the fiscal year ended December 31, 2022. This is the twelfth year in a row that the Library has submitted its financial report within the broader framework of an *annual comprehensive financial report*. This report format provides the Library with a better way to communicate its financial position with the public. In an annual comprehensive financial report, financial information is put within a larger context that provides the reader with the opportunity to understand how the Library functions and the environment in which it operates.

Ohio Revised Code Section 117.38 requires that the Library, as a public office, file a financial report for each fiscal year. The Library's financial report conforms with generally accepted accounting principles (GAAP). The law requires that a financial report of this type be filed with the Auditor of State within 150 days after the close of the fiscal year. At the time the report is filed with the Auditor of State, the Library's Chief Fiscal Officer is required to publish a notice in the newspaper that the report has been completed and is available for public inspection.

The Library's management assumes full responsibility for the contents of this report. The financial statements in the report are the work of library management, not the work of independent auditors.

To compile the information for the financial statements in conformity with GAAP, the Library has a comprehensive framework of internal control in place. Because the cost of internal control should not outweigh the benefit, the framework has been designed to provide reasonable—not absolute—assurance that the financial statements are free from material misstatement.

Ohio law requires independent audits to be performed on all financial operations of the Library either by the Ohio Auditor of State or an independent public accounting firm, if permitted by the Auditor of State. Charles E. Harris & Associates, Inc. has rendered an opinion on the Library's financial statements as of December 31, 2022, and the Independent Auditor's Report on the basic financial statements is included in the financial section of this report.

Immediately following the independent auditor's report is a narrative introduction, overview and analysis of the basic financial statements, entitled *Management's Discussion & Analysis* (MD&A). This letter of transmittal is meant to complement the MD&A, and is best read in conjunction with it.

*Discussion & Analysis* (MD&A). This letter of transmittal is meant to complement the MD&A, and is best read in conjunction with it.

325 Superior Avenue Cleveland, Ohio 44114 [cpl.org](http://cpl.org)



## **PROFILE OF GOVERNMENT**

### **Reporting Entity**

Cleveland Public Library is organized as a school district library under the laws of the State of Ohio and is one of nine public library systems in Cuyahoga County. The Library's legal service area shares the boundaries of the Cleveland Metropolitan School District (CMSD): approximately 77 square miles and home to nearly 400,000 citizens.

A seven-member board of trustees appointed by the CMSD Board of Education governs the Library. The trustees are appointed for a term of seven years with one term expiring each year. They meet monthly from September to June and serve without compensation.

Although the Library is fiscally independent of the school district, the Board of Education does serve in a ministerial capacity as the taxing authority for the Library. The Board of Library Trustees decides whether to request approval of a tax levy, as well as the role and purpose of the levy. Once such decisions are made, the Board of Education must place the levy on the ballot.

The administration of the Library is the responsibility of Executive Director and CEO Felton Thomas, Jr. His executive leadership team consists of the chief external relations and development officer, chief financial officer, chief operations officer, chief of innovation and technology officer, chief of public services, chief strategy officer, chief talent officer, chief of special projects and collections, and chief equity, education and engagement officer.

### **Services**

Since its beginning in 1869, the Library has evolved with the City of Cleveland. As the City grew, so did the Library and the range of services it offered. It opened as the "Public School Library" for the Cleveland Board of Education with 5,800 books. By the 1890s, the Library recognized the need for services at the neighborhood level for children who could not travel to the downtown facility, and opened four branch libraries in rented buildings. A branch building program started in 1903 with a donation from Andrew Carnegie. From 1903 to 1914, a total of \$590,000 in funding was received and eleven branches were built. Today, there are 27 branches spread throughout the city.

For 56 years, the Main Library was in a series of temporary and rented spaces. In 1925, Main Library opened to the public in a new building located in the Group Plan of Cleveland, where all the public buildings surrounding the Mall are designed in a similar classical style. In 1991, a \$90 million bond issue was approved by voters for the renovation of the Main Library and for the construction of a new 267,000 square foot annex named the Louis Stokes Wing, dedicated on April 12, 1997.

By this time, the Library's collection had grown to over 10 million items, making it one of the most important public library collections in the country. Additional space was needed to house books that were requested less frequently but were still of value to the community. A former high school building nine miles east of downtown was purchased and converted into a multi-use facility. In addition to the storage area for half a million books and bound periodicals, the Cleveland Public Library Lake Shore Facility contains a branch library for the neighborhood, the Ohio Library for the Blind & Print Disabled, a staff training center, meeting rooms, the stockroom for the library system, and all the "behind-the-scenes" departments that purchase, catalog, and process library books and other materials.

This infrastructure exists to provide service to the public. The Library's service model has the Main Library at its center where most of the books, DVDs and CDs are housed. Neighborhood branches have smaller collections, but library patrons can use the online catalog to request materials and have them delivered to a

conveniently located facility. Each facility in the system provides library patrons with access, not only to books and other materials such as movies, musical recordings, and audio books, but also access to technology. Over 730 computers are available for personal use and one-on-one instruction by library staff.

The Library was an early adopter of computer technology and was at the forefront of efforts to automate library functions. The Library started a major investment in technology in 1979. Within two years, automated circulation control was begun in eleven of the busiest branch libraries and extended to all branches by the next year. The Library made a commitment to share its database and its equipment with other neighboring libraries. Cleveland Heights-University Heights Public Library joined the automated circulation system and online catalog in 1982, marking the birth of the CLEVNET resource-sharing network. From that beginning, CLEVNET has grown to 47 library systems in 12 counties across northeast Ohio, serving more than 1.2 million people. From a collection of 10.5 million items, Cleveland Public Library has traditionally circulated nearly six million items a year to its 264,614 registered borrowers and to other CLEVNET-member libraries.

To enhance our services to the public, Cleveland Public Library embarked on a 10-year plan to renovate, expand, relocate, or rebuild all 27 neighborhood libraries. The project, known as the Facilities Master Plan, started in 2017 when the voters of the Cleveland Metropolitan School District passed a tax levy to renew and increase support for the Library. The Facilities Master Plan honors and preserves our past while preparing us to better handle the future needs of our community. Our goal is to improve neighborhood engagement and create spaces that enable our strategic priorities. The revitalization project marks the third major, system-wide capital project in our 153-year history.

To date, Cleveland Public Library has celebrated the groundbreaking and/or reopening of 11 neighborhood libraries. The projects are led by a diverse group of architects such as Moody Nolan, the nation's largest African American architecture firm, and Vocon, a women-owned firm. Women-owned firms, Regency Construction Services and The AKA Team, were hired to serve as construction managers at risk for the following projects: Brooklyn, Eastman, Lorain, Rockport, and Sterling.

## **Budget**

The majority of the Library's funding comes from property taxes and the State of Ohio's Public Library Fund (PLF). The PLF provides approximately 40 percent of the Library's revenues, whereas the levied mills (8.8) account for 54 percent (property taxes) of the revenues. The remaining revenue comes from homestead and rollback taxes, grants, fines, fees, and investment earnings.

During the State's biennium budget (HB 153), July 1, 2011 through June 30, 2013, the PLF was derived from a specific dollar amount of the State's total general tax revenue. Beginning August 1, 2011 through June 30, 2014, the PLF received a specific dollar amount equal to 95 percent of the amount distributed during the July 2010 through June 2011 base year. HB 153 made significant changes to prominent revenue sharing and tax reimbursement programs, including the PLF. It returned the PLF to a percentage of general revenue fund (GRF) taxes for fiscal year 2014 and beyond. This percentage was computed by dividing fiscal year 2013 PLF distributions by fiscal year 2013 actual GRF tax revenues, which has calculated out to be 1.66 percent. Statutorily, the Public Library Fund (PLF) receives 1.66 percent of the revenue from all state General Revenue tax sources. The State's biennium budget (HB 64), July 1, 2015 through June 30, 2017, temporarily increased this percentage to 1.7 percent. The State's biennium budget (HB 49), July 1, 2017 through June 30, 2019 temporarily decreased the statutory percentage to 1.68 percent from HB 64. The State's biennium budget HB 166 (133<sup>rd</sup> General Assembly) temporarily increased this percentage to 1.7 percent for FY 2020 and FY 2021 and HB 110 (134<sup>th</sup> General Assembly) remains temporarily increased to 1.7 percent for the FY 2022-2023 period.

The tangible personal property (TPP) replacement payments to local governments and schools from the tax reform passed in 2005 was phased out and the last collection year for the Library was in 2017.

The budget process for the Library begins each spring and is presented to the board in May for approval. The budget is then sent to the Cleveland Metropolitan School District (CMSD) Board of Education and a public hearing is held at its June meeting. The CMSD Board of Education has fiduciary responsibility to move the Library's budget through the hearing and approval process but cannot alter the budget nor provide input to the budget. Once the Library's budget is approved at the CMSD June meeting, the CMSD Board of Education forwards the budget to the Cuyahoga County Budget Commission. The County Budget Commission presents the budgets for all libraries in the county at a September public meeting. This public meeting is not to decide Cleveland Public Library's budget; the Library has an agreement with the Cuyahoga County Budget Commission County through December 2025 as to how the Public Library Fund (PLF) revenues should be distributed among the nine library systems within the County. Were this agreement not in place, a public hearing would be called to decide the distribution of funds. The Library's current agreement with the Cuyahoga County Budget Commission is the extension of a prior agreement stating that the Library receives 41.18430 percent of Cuyahoga County's PLF entitlement, up to the amount distributed in 2007 by what was then called the Library and Local Government Support Fund (LLGSF); should PLF receipts exceed the amount distributed to the libraries in the 2007 Base Year, Cleveland Public Library will receive 31.17 percent of the excess.

## **THE LIBRARY'S ECONOMIC CONDITION**

Cleveland's economy struggled to rebound in 2022 from the COVID-19 pandemic. According to the Bureau of Labor Statistics, the unemployment rate (6.0) was lower from a year ago yet still well above the national average (4.1). Like most cities, Cleveland residents struggled with inflation without an increase in wages. The average hourly wage was \$26.86. Food, energy, housing, and transportation costs were on the rise. Inflation forced Clevelanders to change spending habits and how they managed their budgets. Home and car sales slowed due to rising interest rates. Supply remained at an all-time low.

Despite an increase in building prices, Cleveland Public Library fulfilled its promise to the community to build inclusive and accessible neighborhood branches. The Library system celebrated the reopening of the new Jefferson and Hough campuses – marking a milestone in a 10-year plan to rebuild or renovate branch libraries to enhance the visitor experience. The grand opening events included balloon twisting, crafts, live entertainment, and food for the entire community. Library staff, city and community leaders, and patrons attended the neighborhood celebrations. Visitors to the new Hough Campus were greeted by world-renowned poet Nikki Giovanni who spoke about her writings and the books that inspired her life.

Also in 2022, Cleveland Public Library broke ground on four buildings: Martin Luther King, Jr., Brooklyn, Rockport, and Eastman.

The projects were led by a diverse group of architects such as Moody Nolan, the nation's largest African American architecture firm, and Vocon, a women-owned firm. Women-owned firms, Regency Construction Services and The AKA Team, were hired to serve as construction managers at risk for the following projects: Brooklyn, Eastman, Lorain, Rockport, and Sterling.

Cleveland Public Library formed new partnerships and strengthened existing ones to provide more access to our services. For the first time, Cleveland Metropolitan School District (CMSD) students can use their school ID or CMSD-issued RTA passes to check out books and access other materials at our locations.

The Library's CPL Play program teamed up with NFL star Denzel Ward and his foundation, Make Them Know Your Name, for an esports free play and tournament at our Main Campus. Powered by Union Home

Mortgage, professional gamers and local esports coaches offered tips and tricks and expert advice on career opportunities in gaming. Top gamers from the Cleveland Metropolitan School District participated in a Super Smash Bros. Ultimate tournament to win college scholarships.

The Make Them Know Your Name Foundation strives to help prevent heart related fatalities in communities across the nation. The Foundation provides resources to educate people about heart health.

To bridge the digital divide in the city, Cleveland Public Library provided access to low-cost internet services in the Central neighborhood as well as opened the first Cleveland Neighborhood Housing Court Kiosk at the South Branch. Clevelanders who are unable to go downtown for their court appearance can now use the kiosk. The new Verizon Community Forward Learning Center at the Fulton Branch offered free technology-focused training to Cleveland residents for STEM learning, industry-specific job development and small business growth. The Library received a \$3 million grant from the Jack, Joseph, and Morton Mandel Foundation for the creation of a Digital Innovation Center at the Glenville Branch.

TechCentral celebrated 10 years of innovative technology and creativity. Located in the Louis Stokes Wing, the technology, creative design, and learning center provides a variety of computer and technology-related services such as computer classes through My Digital Life, MakerSpace and virtual reality devices.

Public libraries are hubs to a host of resources including COVID-19 vaccinations and at-home test kits. Thanks to the Ohio Department of Health, Cleveland Public Library staff continued to distribute thousands of Abbott BinaxNOW Rapid, At-home, COVID-19 test kits through the Main Library drive-up window.

Cleveland Public Library partnered with the Cleveland Department of Public Health (CDPH) and the Greater Cleveland Regional Transit Authority (GCRTA) to bring the RTA Community Immunity Bus Tour to the following neighborhood branch libraries: Carnegie West, Martin Luther King, Jr., Memorial-Nottingham, Rice, and Rockport. Medical staff provided free Pfizer and Moderna vaccines to adults and children. The RTA Community Immunity Bus was made possible by the Ohio Department of Transportation.

As always, Cleveland Public Library inspired our community through the discovery of arts and culture. We formed a new partnership with Midtown Cleveland to bring library programming to AsiaTown. We opened an ArtBox to help people connect to library services and experience art and culture in the Midtown neighborhood. The ArtBox featured different local artists each month and a variety of educational, family fun programming.

The Library worked with six international artists for the Front International 2022: Cleveland Triennial for Contemporary Art (FRONT 2022). The theme was *Oh, Gods of Dust and Rainbows*, based on a poem by Langston Hughes. The Library's Literature Department staff also curated an exhibit titled *Langston Hughes: In Cleveland, In Context*, on the 3<sup>rd</sup> floor of the Main Library.

In collaboration with LAND studio, the annual See Also public art series returned to the Eastman Reading Garden with a colorful installation, titled *On End*, by New York-based artists and designers Yeju Choi and Chat Travieso. The installation was composed of hundreds of custom-made bookends—common objects in every library.

An extension of the See Also project can be found in the form of art walls at two neighborhood branches: Harvard-Lee and South Brooklyn.

The Harvard-Lee Branch mural, by Cleveland illustrator and designer Sequoia Bostick, is titled *Refresh the Soul*. And Cleveland-based artist and architect Andrew Reach is behind the new abstract 3D art wall, *Quadratalux*, on the South Brooklyn Branch.

Support for See Also comes from Cleveland Public Library's Lockwood Thompson Memorial Fund and the Char and Chuck Fowler Family Foundation, through the LAND studio's LANDFORM program.

From art to literacy, Cleveland Public Library stayed true to its core value by nurturing the love of reading in 2022. In collaboration with Cleveland Mayor Justin M. Bibb and 30 community partners, Cleveland Public Library launched the Cleveland READS challenge with a Book Bash at Public Auditorium. The family fun event consisted of a book giveaway by the American Federation of Teachers and the Cleveland Teachers Union, Storytime with Kelly Starling Lyons who wrote *Ty's Travels*, live music, roller skating, and cool prizes.

The goal of the citywide reading challenge is for the entire city to collectively read one million books and/or one million minutes in 2023. Readers will win fabulous prizes and a lifetime of positive results.

Authors took center stage at various Library programs throughout 2022. Cleveland Public Library honored authors, illustrators, and publishers at the 2022 Norman A. Sugarman Children's Biography Awards. Critically-acclaimed author Suzanne Slade and illustrator Cozbi A. Cabrera received the top prize for their book, *Exquisite: The Poetry and Life of Gwendolyn Brooks*. Published by Abrams Books, *Exquisite: The Poetry and Life of Gwendolyn Brooks* is about the first Black person to win a Pulitzer Prize.

Four authors received Norman A. Sugarman Children's Biography Honor Awards: *Nina: A Story of Nina Simone* by Traci N. Todd and illustrator Christian Robinson; published by G.P. Putnam's Son's Books for Young Readers, an imprint of Penguin Random House. *Lizzie Demands a Seat!* by Beth Anderson and artistator E.B. Lewis; published by Calkins Creek, an imprint of Astra Books for Young Readers. *The Water Lady: How Darlene Arviso Helps a Thirsty Navajo Nation* by Alice McGinty and illustrator Shonto Begay; published by Schwartz & Wade Books, an imprint of Penguin Random House. *The Elephants Come Home: A True Story of Seven Elephants, Two People, and One Extraordinary Friendship* by Kim Tomsic and illustrated by Hadley Hooper; published by Chronicle Books.

In partnership with College Now, Cleveland Public Library once again hosted the #CLEReads Young Adult Book Festival. The daylong book festival consisted of live panel discussions with over a dozen notable and award-winning writers including **Angeline Boulley** who wrote *Firekeeper's Daughter*, *Beasts of Ruin* author **Ayana Gray**, **George M. Johnson** who penned *We Are Not Broken* and *All Boys Aren't Blue*, **Jarrett Krosoczka**, author of *Hey, Kiddo*, *Lunch Lady*, and *Star Wars Jedi Academy* Series, and **Malindo Lo** who authored *A Scatter of Light* and *Last Night at the Telegraph Club*.

Other author talks included **J. Elle**, author of *Ashes of Gold* and the New York Times bestseller *Wings of Ebony*, **Edgar B. Jackson Jr., M.D.** who debuted his memoir, *A Way Up and A Way Out* at the Martin Luther King Jr. Branch of Cleveland Public Library, 1998 Anisfield-Wolf Book Award winner **Walter Mosely** who spoke at the 5<sup>th</sup> annual Great Lakes African American Writers Conference, and FOX8 News Anchor Wayne Dawson who wrote *The Seeds of Greatness are Within You: A Memoir*.

Cleveland Public Library also celebrated the opening of our first StoryWalk® at the Carnegie West Branch and encouraged children to keep reading during Summer Lit League, our summer reading program. The Library demonstrated the connection between literacy and play through programs such as Family Space, 0 to 3 Read to Me, Young Scholars Academy, and Sparkles of Joy.

Not only do our literacy programs nurture a love of reading, but they also create opportunities for conversations that matter. Cleveland Public Library's Writers and Readers series brought together authors, journalists, educators, and activists to discuss issues impacting our community. The theme of the 2022 series was *Courage, Commitment, and Change*. It featured four women who redefined standards for race, culture, and society: New York Times bestselling and award-winning author and American Ballet Theatre principal dancer **Misty Copeland** who wrote *Black Ballerinas: My Journey to Our Legacy*, **Anita Hill**, author of *Believing: Our Thirty-Year Journey to End Gender Violence*, writer and podcaster **Ashley C. Ford**, who penned New York Times bestselling memoir *Somebody's Daughter*, and Pulitzer Prize-winning journalist **Nikole Hannah-Jones** won the Pulitzer Prize for Commentary for her work on *The 1619 Project: A New Origin Story*.

As part of our mission to promote a diverse and inclusive community, Cleveland Public Library partnered with WOIO 19News, to produce a televised version of our 37<sup>th</sup> Annual Dr. Martin Luther King, Jr. Commemorative Program. The theme for the MLK 2022 program was "*Courage, Commitment, and Change*." The program inspired our community with words by Cleveland Public Library Drum Major for Change Award winner **Dr. Edgar Jackson** and intrigued by a conversation with **United Way of Greater Cleveland President and CEO Augie Napoli**. Program highlights also included *I Have a Dream* from a children's perspective, a special message from the Cleveland Public Library Board of Trustees, and a performance by Alpha Phi Alpha Fraternity, Inc., Delta Alpha Lambda Chapter.

And that's not all. Cleveland Public Library provided many more services and support to our community; we will continue to deliver five-star quality service to our customers for years to come.

### **Long-Term Financial Planning**

The Library places an emphasis on long-term planning and prepares five and ten-year financial forecasts that is shared regularly with the Board of Library Trustees. Assumptions are an integral part of the forecast and represent what the Library believes are significant factors impacting the forecast. It is updated as material changes to income and expenditures are determined, and it covers both operational and capital needs to maintain and enhance current services and facilities.

In addition to the long-range operating budget, the Library has developed a 10-year Facilities Master Plan ("FMP") for capital purposes. The FMP provides options for the renovation, expansion, consolidation, or relocation of all of the Library's buildings over the next decade in order to meet the Library's long-term goals. An implementation plan has also been created as part of the Facilities Master Plan, recommending that the entire FMP be phased in and that a certain number of facilities improvements be implemented initially as a part of Group 1, to allow the Library to work within a responsible budget necessary to support the financing for the projects.

In April 2019, the Library Board of Trustees approved the selection of branches in Group 1 at a total cost of \$62,000,000 and authorized the Executive Director to begin the implementation process. In June 2019, the Library Board of Trustees authorized the issuance of notes for Group 1 of the Master Plan. The Library's sale of \$62 million of Public Library Fund Notes on August 15, 2019 was a great success. The all-in interest rate, inclusive of interest costs and costs of issuance, was 2.91 percent for the 30-yr debt offering. These funds must be spent on capital improvements within the next five years.

We are currently engaged in Group 1 of the Facilities Master Plan, which includes the sale of notes to generate sufficient capital funds to complete Group 1 consisting of 11 Branches and a Central Distribution Facility.

### **Relevant Financial Policies**

All budgetary and financial policies are established by Ohio law and/or the Library Board of Trustees. Budgetary procedures are established by the Library's Fiscal Officer. The implementation of policies and procedures is the responsibility of the Library's Executive Director and Fiscal Officer.

A significant financial policy of the Library, the Capital Asset Policy, was revised and adopted by the Board of Trustees effective for the year ended December 31, 2022, to include a separate Land Improvements category with a capitalization threshold and useful life consistent with the Buildings/Improvements category, and to describe the effect of the implementation of Governmental Accounting Standards Board (GASB) Statement No. 87, Leases. This is the fourth revision to the original submitted policy dated April 17, 2003 (1st revision May 17, 2007; 2nd revision December 15, 2011; 3rd revision June 19, 2014).

### **AWARDS & ACKNOWLEDGMENTS**

#### **Awards**

The Government Finance Officers Association of the United States and Canada (GFOA) awarded a Certificate of Achievement for Excellence in Financial Reporting to the Cleveland Public Library for its Annual Comprehensive Financial Report for the year ended December 31, 2021. This was the eleventh year the Library has prepared an Annual Comprehensive Financial Report and has achieved this prestigious award. To be awarded a Certificate of Achievement, a government had to publish an easily readable and efficiently organized Annual Comprehensive Financial Report that satisfied both generally accepted accounting principles and applicable program requirements.

A Certificate of Achievement for Excellence in Financial Reporting is valid for a period of one year only. However, we believe that our current Annual Comprehensive Financial Report continues to meet the Certificate of Achievement for Excellence in Financial Reporting requirements, and we are submitting it to the GFOA to determine its eligibility for another certificate.

#### **Acknowledgments**

The preparation of this report would not have been possible without the skill, effort, and dedication of the entire staff of the Financial Services department and the Administrative staff. We wish to thank all Library departments for their assistance in providing the data necessary to prepare this report. Credit also is due to the Board of Library Trustees for their unfailing support for maintaining the highest standards of professionalism in the management of the Cleveland Public Library's finances.

The seven trustees who serve on the Board of the Cleveland Public Library generously give their time and energy to further the Library's mission. Their careful and judicious oversight continues to guide the Library through challenging times. For their service, the Library's management is most grateful.

The citizens of Cleveland have proudly supported their public library throughout its long history. They continue to challenge us to deliver the highest levels of library service. We thank them for their support as we strive to always be worthy of their trust.

Respectfully submitted,



Carrie Krenicky  
Chief Financial Officer/Fiscal Officer



Felton Thomas  
Executive Director

CLEVELAND PUBLIC LIBRARY

LIST OF PRINCIPAL OFFICIALS  
as of December 31, 2022

BOARD OF LIBRARY TRUSTEES

Maritza Rodriguez .....	President
John M. Hairston.....	Vice President
Thomas D. Corrigan .....	Secretary
Alice G. Butts .....	Member
Anthony T. Parker.....	Member
Alan Seifullah .....	Member
Teleange' Thomas.....	Member (1)
Jasmine N. Fryer .....	Member (2)

ADMINISTRATIVE STAFF

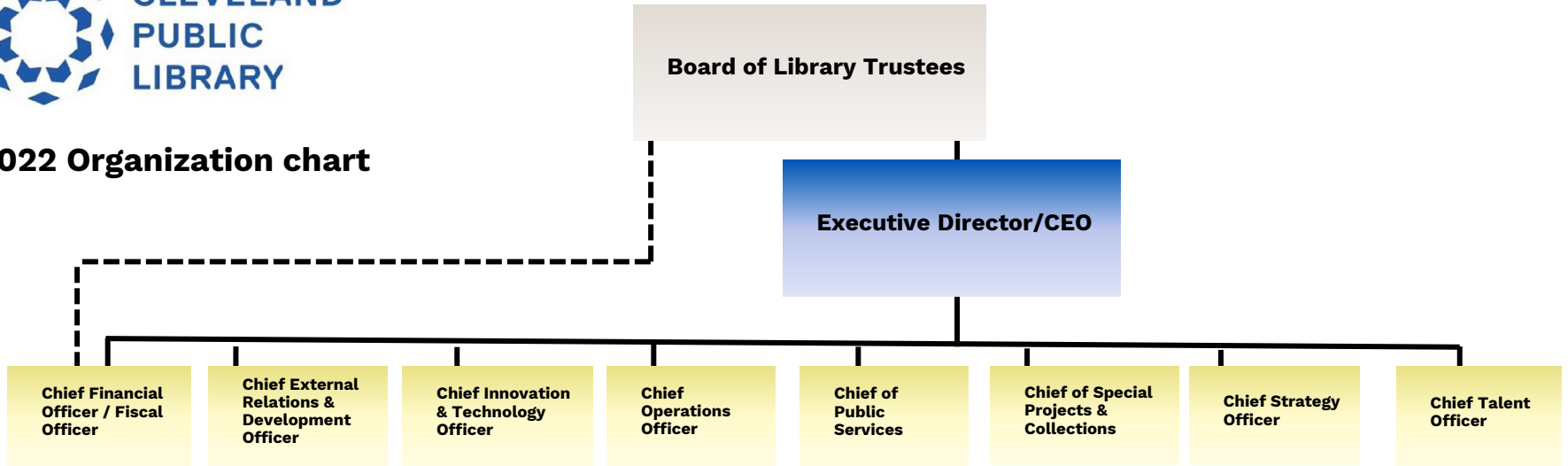
Felton Thomas .....	Executive Director/Chief Executive Officer
Carrie Krenicky.....	Chief Financial Officer/Fiscal Officer
Shenise Johnson Thomas.....	Chief External Relations & Development Officer
John Malcolm .....	Chief Innovation & Technology Officer
John Lang.....	Chief Operations Officer
Harriette Parks .....	Chief of Public Services
John Skrtic .....	Chief of Special Projects & Collections
Tana Peckham.....	Chief Strategy Officer
Lynn Sargi.....	Chief Talent Officer
Sadie Winlock.....	Chief Equity, Education & Engagement Officer (3)

- (1) Served through October 15, 2022
- (2) Effective December 15, 2022
- (3) Vacant as of November 1, 2022





## 2022 Organization chart





Government Finance Officers Association

Certificate of  
Achievement  
for Excellence  
in Financial  
Reporting

Presented to

**Cleveland Public Library  
Ohio**

For its Annual Comprehensive  
Financial Report  
For the Fiscal Year Ended

December 31, 2021

*Christopher P. Morill*

Executive Director/CEO



# FINANCIAL

FINANCIAL



**INDEPENDENT AUDITOR'S REPORT**

Cleveland Public Library  
Cuyahoga County  
525 Superior Ave.  
Cleveland, Ohio 44114

To the Board of Trustees:

***Report on the Audit of the Financial Statements***

***Opinions***

We have audited the financial statements of the governmental activities, each major fund, and the aggregate remaining fund information of the Cleveland Public Library, Cuyahoga County, Ohio (the Library), as of and for the year ended December 31, 2022, and the related notes to the financial statements, which collectively comprise the Library's basic financial statements as listed in the table of contents.

In our opinion, the accompanying financial statements referred to above present fairly, in all material respects, the respective financial position of the governmental activities, each major fund, and the aggregate remaining fund information of the Cleveland Public Library, Cuyahoga County, Ohio. as of December 31, 2022, and the respective changes in financial position, thereof and the respective budgetary comparisons for the General and CLEVNET funds for the year then ended in accordance with the accounting principles generally accepted in the United States of America.

***Basis for Opinions***

We conducted our audit in accordance with auditing standards generally accepted in the United States of America (GAAS) and the standards applicable to financial audits contained in *Government Auditing Standards*, issued by the Comptroller General of the United States. Our responsibilities under those standards are further described in the *Auditor's Responsibilities for the Audit of the Financial Statements* section of our report. We are required to be independent of the Library, and to meet our other ethical responsibilities, in accordance with the relevant ethical requirements relating to our audit. We believe that the audit evidence we have obtained is sufficient and appropriate to provide a basis for our audit opinions.

***Emphasis of Matters***

As discussed in Note 18 to the financial statements, the financial impact of COVID-19 and ensuing emergency measures will impact subsequent periods of the Library. As discussed in Note 3 to the financial statements, the Library adopted new accounting guidance in Governmental Accounting Standards Board (GASB) Statement No. 87, *Leases*. We did not modify our opinion regarding these matters.

***Responsibilities of Management for the Financial Statements***

Management is responsible for the preparation and fair presentation of the financial statements in accordance with accounting principles generally accepted in the United States of America, and for the design, implementation, and maintenance of internal control relevant to the preparation and fair presentation of financial statements that are free from material misstatement, whether due to fraud or error.

In preparing the financial statements, management is required to evaluate whether there are conditions or events, considered in the aggregate, that raise substantial doubt about the Library's ability to continue as a going concern for twelve months beyond the financial statement date, including any currently known information that may raise substantial doubt shortly thereafter.

### ***Auditor's Responsibilities for the Audit of the Financial Statements***

Our objectives are to obtain reasonable assurance about whether the financial statements as a whole are free from material misstatement, whether due to fraud or error, and to issue an auditor's report that includes our opinions. Reasonable assurance is a high level of assurance but is not absolute assurance and therefore is not a guarantee that an audit conducted in accordance with GAAS and *Government Auditing Standards* will always detect a material misstatement when it exists. The risk of not detecting a material misstatement resulting from fraud is higher than for one resulting from error, as fraud may involve collusion, forgery, intentional omissions, misrepresentations, or the override of internal control. Misstatements are considered material if there is a substantial likelihood that, individually or in the aggregate, they would influence the judgment made by a reasonable user based on the financial statements.

In performing an audit in accordance with GAAS and *Government Auditing Standards*, we

- exercise professional judgment and maintain professional skepticism throughout the audit.
- identify and assess the risks of material misstatement of the financial statements, whether due to fraud or error, and design and perform audit procedures responsive to those risks. Such procedures include examining, on a test basis, evidence regarding the amounts and disclosures in the financial statements.
- obtain an understanding of internal control relevant to the audit in order to design audit procedures that are appropriate in the circumstances, but not for the purpose of expressing an opinion on the effectiveness of the Library's internal control. Accordingly, no such opinion is expressed.
- evaluate the appropriateness of accounting policies used and the reasonableness of significant accounting estimates made by management, as well as evaluate the overall presentation of the financial statements.
- conclude whether, in our judgment, there are conditions or events, considered in the aggregate, that raise substantial doubt about the Library's ability to continue as a going concern for a reasonable period of time.

We are required to communicate with those charged with governance regarding, among other matters, the planned scope and timing of the audit, significant audit findings, and certain internal control-related matters that we identified during the audit.

### ***Required Supplementary Information***

Accounting principles generally accepted in the United States of America require that the management's discussion and analysis and schedules of net pension and other post-employment benefit assets/liabilities and pension and other post-employment benefit contributions be presented to supplement the basic financial statements. Such information is the responsibility of management and, although not a part of the basic financial statements, is required by the Governmental Accounting Standards Board who considers it to be an essential part of financial reporting for placing the basic financial statements in an appropriate operational, economic, or historical context. We have applied certain limited procedures to the required supplementary information in accordance with auditing standards generally accepted in the United States of America, which consisted of inquiries of management about the methods of preparing the information and comparing the information for consistency with management's responses to our inquiries, the basic financial statements, and other knowledge we obtained during our audit of the basic financial statements. We do not express an opinion or provide any assurance on the information because the limited procedures do not provide us with sufficient evidence to express an opinion or provide any assurance.

**Supplementary information**

Our audit was conducted for the purpose of forming opinions on the financial statements that collectively comprise the Library's basic financial statements. The combining and individual nonmajor fund financial statements and schedules and are presented for purposes of additional analysis and are not a required part of the basic financial statements.

Such information is the responsibility of management and was derived from and relates directly to the underlying accounting and other records used to prepare the basic financial statements. The information has been subjected to the auditing procedures applied in the audit of the basic financial statements and certain additional procedures, including comparing and reconciling such information directly to the underlying accounting and other records used to prepare the basic financial statements or to the basic financial statements themselves, and other additional procedures in accordance with auditing standards generally accepted in the United States of America. In our opinion, the combining and individual nonmajor fund financial statements and schedules is fairly stated, in all material respects, in relation to the basic financial statements as a whole.

**Other Information**

Management is responsible for the other information included in the annual financial report. The other information comprises the introductory and statistical sections but does not include the basic financial statements and our auditor's report thereon. Our opinions on the basic financial statements do not cover the other information, and we do not express an opinion or any form of assurance thereon.

In connection with our audit of the basic financial statements, our responsibility is to read the other information and consider whether a material inconsistency exists between the other information and the basic financial statements, or the other information otherwise appears to be materially misstated. If, based on the work performed, we conclude that an uncorrected material misstatement of the other information exists, we are required to describe it in our report.

**Other Reporting Required by Government Auditing Standards**

In accordance with *Government Auditing Standards*, we have also issued our report dated June 21, 2023, on our consideration of the Library's internal control over financial reporting and our tests of its compliance with certain provisions of laws, regulations, contracts and grant agreements and other matters. The purpose of that report is solely to describe the scope of our testing of internal control over financial reporting and compliance and the results of that testing, and not to provide an opinion on the effectiveness of the Library's internal control over financial reporting or on compliance. That report is an integral part of an audit performed in accordance with *Government Auditing Standards* in considering the Library's internal control over financial reporting and compliance.



**Charles E. Harris & Associates, Inc.**  
June 21, 2023

**Cleveland Public Library**  
**Cuyahoga County**  
*Management's Discussion and Analysis*  
*For the Year Ended December 31, 2022*  
*Unaudited*

---

The Discussion and Analysis of the Cleveland Public Library's (the "Library") financial performance provides an overall review of the Library's financial activities for the year ended December 31, 2022. The intent of this discussion and analysis is to look at the Library's financial performance as a whole. Readers should also review the basic financial statements and the notes to the basic financial statements to enhance their understanding of the Library's financial performance.

### **Financial Highlights**

Key financial highlights for 2022 are:

The assets and deferred outflows of resources of the Library exceeded its liabilities and deferred inflows of resources at the close of the most recent fiscal year by \$174,656,745 (*net position*). Of this amount, \$74,945,935 represents the Library's net investment in capital assets, \$37,808,581 represents restricted net position and \$61,902,229 represents unrestricted net position.

The Library's total net position increased by \$25,032,137 or 16.73 percent from 2021. Of this amount, total net investment in capital assets decreased by \$807,049 or 1.07 percent, restricted net position increased by \$3,426,839 or 9.97 percent, and unrestricted net position increased by \$22,412,347 or 56.75 percent.

At the close of 2022, the Cleveland Public Library's governmental funds reported combined fund balances of \$132,405,593, a decrease of \$17,366,647 in comparison with the prior year. Approximately 21 percent of this amount (\$27,460,613) is available for spending at the Library's discretion (*unassigned fund balance*).

At the end of 2022, unrestricted fund balance (the total of the *committed*, *assigned* and *unassigned* components of *fund balance*) for the general fund was \$37,224,693, or approximately 69 percent of total general fund expenditures.

The Library continued work on Group 1 of the Facilities Master Plan that was developed for the renovation, expansion, consolidation, or relocation of 11 branches along with a new central distribution facility. At the close of 2022 under Phase 1A, the Library was in the construction phase for the Martin Luther King, Jr. Branch, Woodland Branch, Central Distribution Facility, and West Park Branch. Under Phase 1B, the Brooklyn Branch, Rockport Branch, Lorain Branch and Eastman Branch are in the construction phase. The Walz Branch design was completed and bid, but bids came in over budget causing one of the Library's partners, Northwest Neighborhoods Community Development Organization, to explore funding options.

**Cleveland Public Library**  
**Cuyahoga County**  
*Management's Discussion and Analysis*  
*For the Year Ended December 31, 2022*  
*Unaudited*

---

### **Using These Basic Financial Statements**

This annual report consists of a series of financial statements and notes to those statements. These statements are prepared and organized so the reader can understand the Cleveland Public Library as a financial whole or as an entire operating entity. The statements proceed to provide an increasingly detailed look at our specific financial condition.

The Statement of Net Position and Statement of Activities provide information about the activities of the whole Library, presenting both an aggregate view of the Library's finances and a longer-term view of those assets. Major fund financial statements provide the next level of detail. For governmental funds, these statements tell how services were financed in the short term as well as what dollars remain for future spending. The fund financial statements also look at the Library's most significant funds with all other non-major funds presented in total in one column.

### **Reporting the Library as a Whole**

#### *Statement of Net Position and Statement of Activities*

While this document contains information about the funds used by the Library to provide services to our citizens, the view of the Library as a whole looks at all financial transactions and asks the question, "How did the Library do financially during 2022?" The Statement of Net Position and the Statement of Activities answer this question. These statements include all assets and deferred outflows of resources and liabilities and deferred inflows of resources using the accrual basis of accounting similar to the accounting method used by the private sector. The accrual basis of accounting takes into account all of the current year's revenues and expenses regardless of when the cash is received or paid.

These two statements report the Library's net position and the changes in its position. The change in net position is important because it tells the reader whether, for the Library as a whole, the financial position of the Library has improved or diminished. However, in evaluating the overall position of the Library, non-financial information such as changes in the Library's tax base and the condition of the Library's capital assets will also need to be evaluated. The Statement of Net Position and the Statement of Activities are divided into the following categories:

- Assets
- Deferred Outflows of Resources
- Liabilities
- Deferred Inflows of Resources
- Net Position (Assets plus Deferred Outflows of Resources minus Liabilities minus Deferred Inflows of Resources)
- Program Revenue and Expenses
- General Revenues
- Net Position Beginning of Year and Year's End



**Cleveland Public Library**  
**Cuyahoga County**  
*Management's Discussion and Analysis*  
*For the Year Ended December 31, 2022*  
*Unaudited*

---

**Reporting the Cleveland Public Library's Most Significant Funds**

*Fund Financial Statements*

The presentation of the Library's major funds begins on page 19. Fund financial reports provide detailed information about the Library's major funds based on the restrictions on the use of monies. The Library has established many funds that account for the multitude of services and facilities provided for our patrons. However, these fund financial statements focus on the Library's most significant funds. In the case of the Library, the major funds are the general fund, the CLEVNET special revenue fund and the construction and the building and repair capital projects funds.

**Government Funds**

All of the Library's activities are reported in the governmental funds focusing on how money flows into and out of those funds and the balances left at year-end available for spending in future periods. Governmental funds are reported using an accounting method called modified accrual accounting, which measures cash and all other financial assets that are expected to be readily converted to cash. The governmental fund statements provide a detailed short-term view of the Library's general operations and the basic services it provides. Governmental fund information helps you determine whether there are more or fewer financial resources that can be spent in the near future on services provided to our residents. The relationship (or differences) between governmental activities (reported in the Statement of Net Position and the Statement of Activities) and governmental funds is reconciled in the financial statements.

**Fiduciary Funds**

Fiduciary funds are used to account for resources held for the benefit of parties outside the government. Fiduciary funds are not reflected in the government-wide financial statements because the resources of those funds are not available to support the Library's own programs.

**The Library as a Whole**

Recall that the Statement of Net Position provides the perspective of the Library as a whole. Table 1 provides a summary of the Library's net position for 2022 compared to 2021.

**Cleveland Public Library**  
**Cuyahoga County**  
*Management's Discussion and Analysis*  
*For the Year Ended December 31, 2022*  
*Unaudited*

**Table 1**  
*Net Position*

	Governmental Activities		
	2022	2021	Change
<b>Assets</b>			
Current and Other Assets	\$200,526,520	\$214,740,215	(\$14,213,695)
Net Pension Asset	670,100	463,175	206,925
Net OPEB Asset	5,977,276	3,322,842	2,654,434
Capital Assets, Net	113,071,792	88,976,856	24,094,936
<i>Total Assets</i>	<u>320,245,688</u>	<u>307,503,088</u>	<u>12,742,600</u>
<b>Deferred Outflows of Resources</b>			
Pension	7,805,846	4,127,612	3,678,234
OPEB	107,536	1,664,938	(1,557,402)
<i>Total Deferred Outflows of Resources</i>	<u>7,913,382</u>	<u>5,792,550</u>	<u>2,120,832</u>
<b>Liabilities</b>			
Current and Other Liabilities	7,272,452	6,850,705	421,747
Long-Term Liabilities:			
Due Within One Year	1,435,352	1,412,302	23,050
Due In More Than One Year:			
Net Pension Liability	16,902,884	28,129,088	(11,226,204)
Other Amounts	64,599,386	65,980,885	(1,381,499)
<i>Total Liabilities</i>	<u>90,210,074</u>	<u>102,372,980</u>	<u>(12,162,906)</u>
<b>Deferred Inflows of Resources</b>			
Property Taxes	35,225,821	35,224,235	1,586
Pension	21,419,552	14,603,734	6,815,818
OPEB	6,646,878	11,470,081	(4,823,203)
<i>Total Deferred Inflows of Resources</i>	<u>63,292,251</u>	<u>61,298,050</u>	<u>1,994,201</u>
<b>Net Position</b>			
Net Investment in Capital Assets	74,945,935	75,752,984	(807,049)
Restricted	37,808,581	34,381,742	3,426,839
Unrestricted	61,902,229	39,489,882	22,412,347
<i>Total Net Position</i>	<u><u>\$174,656,745</u></u>	<u><u>\$149,624,608</u></u>	<u><u>\$25,032,137</u></u>

**Cleveland Public Library**  
**Cuyahoga County**  
*Management's Discussion and Analysis*  
*For the Year Ended December 31, 2022*  
*Unaudited*

---

Current assets decreased significantly due to the decrease in equity in pooled cash and investments because of the Facilities Master Plan and a decrease in the market value of investments held by the Library at year end.

Capital Assets, net increased significantly due to the current year capital asset additions, as the Facilities Master Plan construction projects progress, exceeding depreciation and disposals.

The net pension liability (NPL) is one of the larger liabilities reported by the Library at December 31, 2022. GASB notes that pension and OPEB obligations, whether funded or unfunded, are part of the “employment exchange” – that is, the employee is trading his or her labor in exchange for wages, benefits, and the promise of a future pension and other postemployment benefits. GASB noted that the unfunded portion of this promise is a present obligation of the government, part of a bargained-for benefit to the employee, and should accordingly be reported by the government as a liability since they received the benefit of the exchange. However, the Library is not responsible for certain key factors affecting the balance of these liabilities. In Ohio, the employee shares the obligation of funding pension benefits with the employer. Both employer and employee contribution rates are capped by State statute. A change in these caps requires action of both Houses of the General Assembly and approval of the Governor. Benefit provisions are also determined by State statute. The Ohio Revised Code permits, but does not require the retirement systems to provide healthcare to eligible benefit recipients. The retirement systems may allocate a portion of the employer contributions to provide for these OPEB benefits.

Most long-term liabilities have set repayment schedules or, in the case of compensated absences (i.e. sick and vacation leave), are satisfied through paid time-off or termination payments. There is no repayment schedule for the net pension liability or the net OPEB liability. As explained above, changes in benefits, contribution rates, and return on investments affect the balance of these liabilities, but are outside the control of the local government. In the event that contributions, investment returns, and other changes are insufficient to keep up with required payments, State statute does not assign/identify the responsible party for the unfunded portion. Due to the unique nature of how the net pension liability and the net OPEB liability are satisfied, these liabilities are separately identified within the long-term liability section of the statement of net position.

In order to further understand what makes up the changes in net position for the current year, the following table gives readers further details regarding the results of activities for 2022 and 2021.

**Cleveland Public Library**  
**Cuyahoga County**  
*Management's Discussion and Analysis*  
*For the Year Ended December 31, 2022*  
*Unaudited*

**Table 2**  
*Changes in Net Position*

	Governmental Activities		
	2022	2021*	Change
<b>Revenues</b>			
Program Revenues:			
Charges for Services	\$5,157,323	\$4,941,896	\$215,427
Operating Grants, Contributions and Interest	(2,046,597)	6,522,571	(8,569,168)
Capital Grants and Contributions	8,513,270	70,254	8,443,016
<i>Total Program Revenues</i>	<u>11,623,996</u>	<u>11,534,721</u>	<u>89,275</u>
General Revenues:			
Property and Other Taxes	37,634,654	35,742,203	1,892,451
Grants and Entitlements	32,050,159	29,742,216	2,307,943
Unrestricted Donations	60,945	418	60,527
Investment Earnings/Interest	(2,226,855)	(287,196)	(1,939,659)
Gain on Sale of Capital Assets	291,073	43,488	247,585
Miscellaneous	842,612	923,907	(81,295)
<i>Total General Revenues</i>	<u>68,652,588</u>	<u>66,165,036</u>	<u>2,487,552</u>
<i>Total Revenues</i>	<u>80,276,584</u>	<u>77,699,757</u>	<u>2,576,827</u>
<b>Program Expenses</b>			
Library Services:		22,118,484	22,118,484
Public Service and Programs	31,027,925		(31,027,925)
Collection Development and Processing	2,949,461		(2,949,461)
Support Services:		16,077,024	16,077,024
Facilities Operation and Maintenance	7,273,702		(7,273,702)
Information Services	6,388,766		(6,388,766)
Business Administration	5,345,169		(5,345,169)
Interest	2,259,424	2,264,552	5,128
<i>Total Program Expenses</i>	<u>55,244,447</u>	<u>40,460,060</u>	<u>(14,784,387)</u>
<i>Change in Net Position</i>	25,032,137	37,239,697	(12,207,560)
<i>Net Position Beginning of Year</i>	<u>149,624,608</u>	<u>112,384,911</u>	<u>37,239,697</u>
<i>Net Position End of Year</i>	<u>\$174,656,745</u>	<u>\$149,624,608</u>	<u>\$25,032,137</u>

\*In 2022, the expenditures were further detailed but it was not practical to identify 2021 expenditures at the detailed level.

**Cleveland Public Library**  
**Cuyahoga County**  
*Management's Discussion and Analysis*  
*For the Year Ended December 31, 2022*  
*Unaudited*

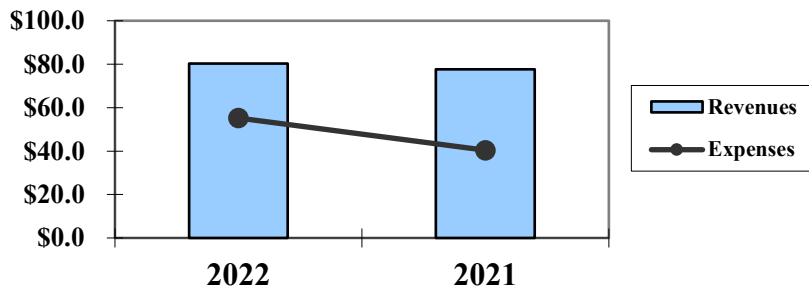
Interest and investment earnings decreased significantly compared to the prior year due to the decline in interest rates and the market value of investments held.

Capital grants and contributions increased significantly due to contributions to further support the Library's Facilities Master Plan for the construction of the new Martin Luther King, Jr. Branch and for the construction of an adult and senior digital innovation lab within the Glenville Branch.

**Graph 1**  
 Revenues and Expenses  
 (In Millions)

	2022	2021
Revenues	\$80.3	\$77.7
Expenses	55.2	40.5

**Revenues and Expenses**  
 (in millions)



**GOVERNMENTAL ACTIVITIES**

For the most part, support service expenses are underwritten by the general revenues of the Library, rather than program revenues except for the usage and processing fees received by Cleveland Public Library for automated library services provided to the 47 contracting CLEVNET libraries spread over twelve counties in northern Ohio. Like the support service expenses, the library services expenses are also mainly supported by the general revenues of the Library. However, the Library has been successful in being awarded a number of grants to help support the free and equitable access to programming and services.

General revenues from property and other taxes continue to be a primary source of revenue, making up 55 percent of general revenues for governmental activities for the Library in 2022. General revenues from grants and entitlements, including the funds received by the State through the Public Library Fund (“PLF”), are the next largest source of revenue, making up 47 percent of general revenues.

The Library had a significant decrease in investment earnings due to the overall economy and interest rates along with the progress of the Facilities Master Plan and spending down the notes; and had a significant

**Cleveland Public Library**  
**Cuyahoga County**  
*Management's Discussion and Analysis*  
*For the Year Ended December 31, 2022*  
*Unaudited*

increase in grants and entitlements due to the increase in the intergovernmental revenue from the Public Library Fund, which increased as a result of the State's tax revenues increasing from 2021.

Table 3 presents a summary for governmental activities, the total cost of services and the net cost of providing those services for the years ending December 31, 2022, and December 31, 2021.

**Table 3**  
*Governmental Activities*

Programs	Total Cost of Services 2022	Net Cost of Services 2022	Total Cost of Services 2021*	Net Cost of Services 2021*
Library Services:	n/a	n/a	\$22,118,484	(\$15,441,989)
Public Service and Programs	31,027,925	(24,397,798)	n/a	n/a
Collection Development and Processing	2,949,461	(2,949,461)	n/a	n/a
Support Services:	n/a	n/a	16,077,024	(11,218,798)
Facilities Operation and Maintenance	7,273,702	(7,273,702)	n/a	n/a
Information Services	6,388,766	(6,388,766)	n/a	n/a
Business Administration	5,345,169	(351,300)	n/a	n/a
Interest	2,259,424	(2,259,424)	2,264,552	(2,264,552)
<i>Total</i>	<u>\$55,244,447</u>	<u>(\$43,620,451)</u>	<u>\$40,460,060</u>	<u>(\$28,925,339)</u>

\*In 2022, the expenditures were further detailed but it was not practical to identify 2021 expenditures at the detailed level.

**The Library's Funds**

Information about the Library's governmental funds begins on page 19. These funds are accounted for by using the modified accrual basis of accounting. All governmental funds had total revenues of \$76,865,947 and expenditures of \$94,620,708. The general fund had an unassigned fund balance at year-end of \$27,609,643 compared to annual expenditures of \$53,849,044. The most significant increase in general fund revenues came from intergovernmental revenue which increased in 2022 by \$1,698,011. The general fund had a decrease in fund balance directly due to an increase in expenditures. The CLEVNET fund remained relatively stable. The Construction fund decreased significantly as work progresses on Group 1 of the Facilities Master Plan. The building and repair fund increased due to transfers and contributions to support the 10-year Facilities Mater Plan. Other governmental funds had a decrease in fund balance primarily due to investment earnings.

**Cleveland Public Library**  
**Cuyahoga County**  
*Management's Discussion and Analysis*  
*For the Year Ended December 31, 2022*  
*Unaudited*

**General Fund Budgeting Highlights**

The Library's budget is prepared according to provisions of the Ohio Administrative Code based on accounting for certain transactions on a basis of cash receipts, disbursements, and encumbrances. The most significant budgeted fund is the general fund. The original budgeted revenues were \$64,394,503 and the final budgeted amount was \$70,911,976. This \$6,517,473 net increase was due to conservative estimates on property tax collections and not including delinquent property tax collections as certified revenue until received along with the increase in the intergovernmental revenue for the Public Library Fund. The original appropriations were adjusted from \$68,516,785 to \$68,566,786 in the final amendment due to an increase in capital outlay. The Library's actual revenues came in just above budgeted revenues by \$8,047 and actual expenditures were \$2,551,462 lower than the final estimate. The Library is striving to control cost while continuing to provide extraordinary service and keeping the promise made to the voters in 2017 with the tax increase of 2 mills that will allow the Library to embark on a comprehensive neighborhood capital improvement plan to provide Cleveland residents with more effective access to the Library's services, collections, and technology in the communities where they live, work, and raise their families. The Library maintained a respectable level of liquidity in the general fund by maintaining unencumbered cash at the end of the year of 36.5 percent of those revenues.

**Capital Assets and Debt Administration**

***Capital Assets***

**Table 4**  
*Capital Assets*  
*(Net of Depreciation)*

	Governmental Activities	
	2022	2021
Land	\$3,401,721	\$3,462,287
Construction in Progress	31,831,329	11,571,836
Land Improvements	1,053,406	0
Buildings	74,255,677	71,318,531
Furniture/Equipment	726,949	539,271
Computer Equipment	264,927	231,521
Software	128,676	210,358
Vehicles	32,402	49,883
Intangible Right to Use Lease - Buildings	1,061,718	1,118,565
Intangible Right to Use Lease - Equipment	257,484	403,629
Intangible Right to Use Lease - Vehicles	57,503	70,975
<i>Total</i>	<u>\$113,071,792</u>	<u>\$88,976,856</u>

Total capital assets for the Library as of December 31, 2022 were \$113,071,792, an increase of \$24,094,936 from 2021. The increase in capital assets came in the construction in progress due to the activity of the Facilities Master Plan. See Note 12 for additional information on capital assets.

**Cleveland Public Library**  
**Cuyahoga County**  
*Management's Discussion and Analysis*  
*For the Year Ended December 31, 2022*  
*Unaudited*

***Debt***

Table 5 summarizes the long-term debt outstanding:

**Table 5**  
*Outstanding Long-term Debt*  
*Governmental Activities*

	2022	2021	Change
Library Fund Facilities Notes	\$62,675,506	\$63,735,506	(\$1,060,000)
Leases Payable	1,364,918	1,581,781	(216,863)
Total	\$64,040,424	\$65,317,287	(\$1,276,863)

The Library issued the Library Fund Facilities Notes to finance the implementation of Group 1 of the Facilities Master Plan which began in 2020. The Notes will be paid out of the debt service fund.

See Note 16 for additional information on the Library's long-term obligations.

**Current Financial Related Activities**

The Cleveland Public Library, "The People's University," celebrated its 153<sup>rd</sup> year in 2022 and we are very proud of the accomplishments that have taken place over those years. The Library's Main Library is situated on Lake Erie in the heart of Cleveland, Ohio, and the 27 neighborhood branch libraries are the beating heart of this organization. They provide vital library services throughout the city. Many of these buildings, however, are showing their age. More than three decades have passed since the Library embarked on a system-wide campaign to update its branches, but we have begun to step boldly into the future by updating our facilities.

The voters of the Cleveland Metropolitan School District, the Library's taxing district, approved on November 7, 2017 the renewal of the expiring 5.8 mills in collection year 2018 along with an increase of 2.0 mills, a total of 7.8 mills, for a continuing period of time with the increase commencing this year for the operation and improvement of the Cleveland Public Library. The levy will help secure the Library's future for years to come, and has allowed the Library to develop a 10-year Facilities Master Plan for capital purposes.

Cleveland Public Library's Facilities Master Plan focuses on meeting emerging service patterns and usage needs and considers the renovation, expansion, or relocation of all of the Library's neighborhood branch libraries. These efforts will ensure the Library can successfully provide contemporary library services to Cleveland residents well into the future. The Facilities Master Plan emphasizes forward-thinking, human-centered design to create functional, efficient library spaces that will benefit the Cleveland community for years to come.

Our commitment to our patrons has always been one of full disclosure of the financial position of the Library. We make available this report to all patrons who wish to review it.



**Cleveland Public Library**  
**Cuyahoga County**  
*Management's Discussion and Analysis*  
*For the Year Ended December 31, 2022*  
*Unaudited*

---

**Contacting the Library's Finance Department**

This financial report is designed to provide our citizens, taxpayers, creditors and investors with a general overview of the Library's finances and show the Library's accountability for all money it receives, spends or invests. If you have any questions about this report or need financial information, contact the Chief Financial Officer, Carrie Krenicky, Cleveland Public Library, 325 Superior Avenue, Cleveland, Ohio 44114, telephone 216-623-2830. We also offer information regarding our Library on our website, which is at [www.cpl.org](http://www.cpl.org).

(This page intentionally left blank)

**Cleveland Public Library**  
**Cuyahoga County**  
*Statement of Net Position*  
*December 31, 2022*

	Governmental Activities
<b>Assets</b>	
Equity in Pooled Cash and Cash Equivalents	\$130,463,259
Accrued Interest Receivable	334,618
Accounts Receivable	3,547,770
Intergovernmental Receivable	15,861,668
Materials and Supplies Inventory	214,611
Prepaid Items	1,991,017
Property and Other Taxes Receivable	48,113,577
Net Pension Asset	670,100
Net OPEB Asset	5,977,276
Nondepreciable Capital Assets	35,233,050
Depreciable Capital Assets, Net	77,838,742
<i>Total Assets</i>	320,245,688
<b>Deferred Outflows of Resources</b>	
Pension	7,805,846
OPEB	107,536
<i>Total Deferred Outflows of Resources</i>	7,913,382
<b>Liabilities</b>	
Accounts Payable	781,383
Retainage Payable	944,994
Contracts Payable	2,561,049
Accrued Wages and Benefits	1,202,727
Intergovernmental Payable	507,346
Unearned Revenue	881,793
Matured Compensated Absences Payable	196,033
Current Lease Payable	11,787
Matured Interest Payable	661
Accrued Interest Payable	184,679
Long-Term Liabilities:	
Due Within One Year	1,435,352
Due In More Than One Year:	
Net Pension Liability (See Note 14)	16,902,884
Other Amounts Due in More Than One Year	64,599,386
<i>Total Liabilities</i>	90,210,074
<b>Deferred Inflows of Resources</b>	
Property Taxes	35,225,821
Pension	21,419,552
OPEB	6,646,878
<i>Total Deferred Inflows of Resources</i>	\$63,292,251

(continued)

**Cleveland Public Library**  
**Cuyahoga County**  
*Statement of Net Position (continued)*  
*December 31, 2022*

<b>Net Position</b>	
Net Investment in Capital Assets	\$74,945,935
Restricted for:	
Capital Projects	16,109,701
John G. White--Special Collections	
Non-Expendable	374,887
Expendable	3,185,714
Center for the Book Activities	
Non-Expendable	110,000
Expendable	301,968
Abel--Photography	
Non-Expendable	10,000
Expendable	360,559
Sugarman--Children's Biography Awards	
Non-Expendable	148,377
Expendable	123,595
Library for the Blind and Physically Disabled	14,075,133
Fine Arts and Special Collections	
Non-Expendable	192,538
Expendable	500,006
Youth Services/Business Departments	
Non-Expendable	5,000
Expendable	388,412
Unclaimed Funds	12,841
Floral and Plant Decorations	
Non-Expendable	76,167
Expendable	121,824
Walz Branch	
Non-Expendable	8,932
Expendable	304,230
History Department	
Non-Expendable	6,000
Expendable	63,567
Architecture	180,398
Early Literacy	98,557
Immigration Books	146,715
Donations for Specific Library Purposes	167,482
Pension Plans	600,293
Other Purposes	
Non-Expendable	1,200
Expendable	134,485
Unrestricted	61,902,229
<i>Total Net Position</i>	<i>\$174,656,745</i>

See accompanying notes to the basic financial statements

**Cleveland Public Library**  
**Cuyahoga County**  
*Statement of Activities*  
For the Year Ended December 31, 2022

	Program Revenues				Net (Expense) and Changes in Net Position
	Expenses	Charges for Services	Operating Grants, Contributions and Investment Earnings	Capital Grants and Contributions	Governmental Activities
<b>Governmental Activities</b>					
Library Services:					
Public Service and Programs	\$31,027,925	\$160,249	(\$2,043,392)	\$8,513,270	(\$24,397,798)
Collection Development and Processing	2,949,461	0	0	0	(2,949,461)
Support Services:					
Facilities Operation and Maintenance	7,273,702	0	0	0	(7,273,702)
Information Services	6,388,766	0	0	0	(6,388,766)
Business Administration	5,345,169	4,997,074	(3,205)	0	(351,300)
Interest	2,259,424	0	0	0	(2,259,424)
<i>Totals</i>	<u>\$55,244,447</u>	<u>\$5,157,323</u>	<u>(\$2,046,597)</u>	<u>\$8,513,270</u>	<u>(43,620,451)</u>
<b>General Revenues</b>					
Property and Other Taxes Levied for:					
					37,634,654
General Purposes					
Grants and Entitlements not Restricted					
					32,050,159
to Specific Programs					
					60,945
Unrestricted Donations					
					(2,226,855)
Investment Earnings/Interest					
					291,073
Gain on Sale of Capital Assets					
					842,612
Miscellaneous					
					<u>68,652,588</u>
<i>Total General Revenues</i>					
					25,032,137
<i>Change in Net Position</i>					
					<u>149,624,608</u>
<i>Net Position Beginning of Year - Restated (see Note 3)</i>					
					<u>\$174,656,745</u>
<i>Net Position End of Year</i>					

See accompanying notes to the basic financial statements

**Cleveland Public Library**  
**Cuyahoga County**  
*Balance Sheet*  
*Governmental Funds*  
*December 31, 2022*

	General	CLEVNET	Construction	Building and Repair	Other Governmental Funds	Total Governmental Funds
<b>Assets</b>						
Equity in Pooled Cash and Cash Equivalents	\$34,041,112	\$2,015,953	\$29,789,827	\$35,338,899	\$29,264,627	\$130,450,418
Restricted Assets:						
Equity in Pooled Cash and Cash Equivalents	12,841	0	0	0	0	12,841
Receivables:						
Property and Other Taxes	48,113,577	0	0	0	0	48,113,577
Accounts	19,354	0	6,795	3,300,000	221,621	3,547,770
Intergovernmental	15,162,919	360,160	0	0	338,589	15,861,668
Accrued Interest	238,792	0	95,826	0	0	334,618
Materials and Supplies Inventory	214,611	0	0	0	0	214,611
Interfund Receivable	341,380	0	0	0	0	341,380
Prepaid Items	1,522,064	427,556	24,729	0	16,668	1,991,017
<i>Total Assets</i>	<u>\$99,666,650</u>	<u>\$2,803,669</u>	<u>\$29,917,177</u>	<u>\$38,638,899</u>	<u>\$29,841,505</u>	<u>\$200,867,900</u>
<b>Liabilities</b>						
Accounts Payable	\$627,184	\$57,254	\$27,718	\$0	\$69,227	\$781,383
Retainage Payable	0	0	926,445	18,549	0	944,994
Contracts Payable	0	0	2,142,249	418,800	0	2,561,049
Accrued Wages and Benefits	1,124,162	46,949	0	0	31,616	1,202,727
Intergovernmental Payable	471,128	21,082	0	0	15,136	507,346
Unearned Revenue	0	0	0	0	881,793	881,793
Interfund Payable	0	0	0	0	341,380	341,380
Matured Compensated Absences Payable	162,313	22,018	0	0	11,702	196,033
Current Lease Payable	11,787	0	0	0	0	11,787
Matured Interest Payable	661	0	0	0	0	661
<i>Total Liabilities</i>	<u>2,397,235</u>	<u>147,303</u>	<u>3,096,412</u>	<u>437,349</u>	<u>1,350,854</u>	<u>7,429,153</u>
<b>Deferred Inflows of Resources</b>						
Property Tax	35,225,821	0	0	0	0	35,225,821
Unavailable Revenue	23,069,385	75,973	6,795	2,400,000	255,180	25,807,333
<i>Total Deferred Inflows of Resources</i>	<u>58,295,206</u>	<u>75,973</u>	<u>6,795</u>	<u>2,400,000</u>	<u>255,180</u>	<u>61,033,154</u>
<b>Fund Balances</b>						
Nonspendable	1,749,516	427,556	24,729	0	949,769	3,151,570
Restricted	0	0	26,789,241	3,819,784	20,103,382	50,712,407
Committed	2,178,459	2,152,837	0	6,297,689	7,136,040	17,765,025
Assigned	7,436,591	0	0	25,684,077	195,310	33,315,978
Unassigned (Deficit)	27,609,643	0	0	0	(149,030)	27,460,613
<i>Total Fund Balances</i>	<u>38,974,209</u>	<u>2,580,393</u>	<u>26,813,970</u>	<u>35,801,550</u>	<u>28,235,471</u>	<u>132,405,593</u>
<i>Total Liabilities, Deferred Inflows of Resources and Fund Balances</i>	<u>\$99,666,650</u>	<u>\$2,803,669</u>	<u>\$29,917,177</u>	<u>\$38,638,899</u>	<u>\$29,841,505</u>	<u>\$200,867,900</u>

See accompanying notes to the basic financial statements

**Cleveland Public Library**  
**Cuyahoga County**  
*Reconciliation of Total Governmental Fund Balances to*  
*Net Position of Governmental Activities*  
*December 31, 2022*

<b>Total Governmental Funds Balances</b>		\$132,405,593
 <i>Amounts reported for governmental activities in the statement of net position are different because</i>		
Capital assets used in governmental activities are not financial resources and therefore are not reported in the funds.		113,071,792
Other long-term assets are not available to pay for current-period expenditures and therefore are reported as unavailable revenue in the funds.		
Delinquent Property and Other Taxes	12,887,756	
Intergovernmental	10,301,665	
Charges for Services	75,973	
Fines and Fees	4,865	
Donations	2,517,180	
Miscellaneous	19,894	25,807,333
The net pension asset, net pension liability, and net OPEB asset is not due and payable in the current period; therefore, the asset, liability and related deferred inflows/outflows are not reported in governmental funds.		
Net Pension Asset	670,100	
Net OPEB Asset	5,977,276	
Deferred Outflows - Pension	7,805,846	
Deferred Outflows - OPEB	107,536	
Deferred Inflows - Pension	(21,419,552)	
Deferred Inflows - OPEB	(6,646,878)	
Net Pension Liability	(16,902,884)	(30,408,556)
In the statement of activities, interest is accrued on outstanding notes, whereas in governmental funds, an interest expenditure is reported when due.		(184,679)
Long-term liabilities are not due and payable in the current period and therefore are not reported in the funds.		
Library Fund Facilities Notes	(62,675,506)	
Leases Payable	(1,364,918)	
Compensated Absences	(1,994,314)	(66,034,738)
 <i>Net Position of Governmental Activities</i>		 <b>\$174,656,745</b>

See accompanying notes to the basic financial statements

**Cleveland Public Library**  
**Cuyahoga County**  
*Statement of Revenues, Expenditures and Changes in Fund Balances*  
*Governmental Funds*  
*For the Year Ended December 31, 2022*

	General	CLEVNET	Construction	Building and Repair	Other Governmental Funds	Total Governmental Funds
<b>Revenues</b>						
Property and Other Taxes	\$38,347,376	\$0	\$0	\$0	\$0	\$38,347,376
Fines and Fees	159,960	0	0	0	0	159,960
Charges for Services	0	5,030,325	0	0	0	5,030,325
Intergovernmental	31,051,786	0	0	0	1,738,598	32,790,384
Investment Earnings/Interest	(2,438,920)	0	193,177	0	(5,444,778)	(7,690,521)
Contributions and Donations	60,945	0	0	5,715,000	1,606,601	7,382,546
Miscellaneous	845,877	0	0	0	0	845,877
<i>Total Revenues</i>	<u>68,027,024</u>	<u>5,030,325</u>	<u>193,177</u>	<u>5,715,000</u>	<u>(2,099,579)</u>	<u>76,865,947</u>
<b>Expenditures</b>						
Current:						
Library Services:						
Public Services and Programs	31,375,189	0	0	0	3,226,843	34,602,032
Collection Development and Processing	3,107,286	0	0	0	0	3,107,286
Support Services:						
Facilities Operation and Maintenance	9,469,148	0	0	0	13,864	9,483,012
Information Services	2,306,758	4,685,190	0	0	0	6,991,948
Business Administration	6,799,261	0	0	0	123,335	6,922,596
Capital Outlay	548,091	57,686	25,411,143	3,672,682	286,415	29,976,017
Debt Service:						
Principal Retirement	216,863	0	0	0	1,060,000	1,276,863
Interest	26,448	0	0	0	2,234,506	2,260,954
<i>Total Expenditures</i>	<u>53,849,044</u>	<u>4,742,876</u>	<u>25,411,143</u>	<u>3,672,682</u>	<u>6,944,963</u>	<u>94,620,708</u>
<i>Excess of Revenues Over (Under) Expenditures</i>	<u>14,177,980</u>	<u>287,449</u>	<u>(25,217,966)</u>	<u>2,042,318</u>	<u>(9,044,542)</u>	<u>(17,754,761)</u>
<b>Other Financing Sources (Uses)</b>						
Sale of Capital Assets	3,114	0	0	385,000	0	388,114
Transfers In	0	0	0	14,000,000	3,294,215	17,294,215
Transfers Out	(17,294,215)	0	0	0	0	(17,294,215)
<i>Total Other Financing Sources (Uses)</i>	<u>(17,291,101)</u>	<u>0</u>	<u>0</u>	<u>14,385,000</u>	<u>3,294,215</u>	<u>388,114</u>
<i>Net Change in Fund Balances</i>	<u>(3,113,121)</u>	<u>287,449</u>	<u>(25,217,966)</u>	<u>16,427,318</u>	<u>(5,750,327)</u>	<u>(17,366,647)</u>
<i>Fund Balances Beginning of Year, Restated (See Note 3)</i>	<u>42,087,330</u>	<u>2,292,944</u>	<u>52,031,936</u>	<u>19,374,232</u>	<u>33,985,798</u>	<u>149,772,240</u>
<i>Fund Balances End of Year</i>	<u>\$38,974,209</u>	<u>\$2,580,393</u>	<u>\$26,813,970</u>	<u>\$35,801,550</u>	<u>\$28,235,471</u>	<u>\$132,405,593</u>

See accompanying notes to the basic financial statements



**Cleveland Public Library**  
**Cuyahoga County**  
*Reconciliation of the Statement of Revenues, Expenditures and Changes  
in Fund Balances of Governmental Funds to the Statement of Activities  
For the Year Ended December 31, 2022*

---

**Net Change in Fund Balances - Total Governmental Funds** (\$17,366,647)

*Amounts reported for governmental activities in the  
statement of activities are different because*

Governmental funds report capital outlays as expenditures.  
However, in the statement of activities, the cost of those  
assets is allocated over their estimated useful lives as  
depreciation expense. This is the amount by which capital  
outlay exceeded depreciation in the current period.

Capital Asset Additions:		
Capital Outlays	28,393,715	
Capital Contributions	398,270	
Current Year Depreciation	(4,261,716)	24,530,269

Governmental funds only report the disposal of capital assets  
to the extent proceeds are received from the sale. In the  
statement of activities, a gain or loss is reported for each  
disposal. (435,333)

Revenues in the statement of activities that do not provide current  
financial resources are not reported as revenues.

Delinquent Property and Other Taxes	(712,722)	
Intergovernmental	1,136,373	
Charges for Services	(33,251)	
Fines and Fees	289	
Donations	2,333,870	
Miscellaneous	(3,265)	
Business Administration	6,795	2,728,089

Contractually required contributions are reported as expenditures in  
governmental funds; however, the statement of net position reports  
these amounts as deferred outflows.

Pension	4,236,076	
OPEB	34,770	4,270,846

Except for amounts reported as deferred inflows/outflows, changes  
in the net pension/OPEB asset/liability are reported as  
pension/OPEB expense in the statement of activities.

Pension	4,059,469	
OPEB	5,885,465	9,944,934

Repayment of long-term debt is an expenditure in the governmental funds, but  
the repayment reduces long-term liabilities in the statement of net position. 1,276,863

Some expenses reported in the statement of activities, such as accrued interest,  
do not require the use of current financial resources and therefore are not  
reported as expenditures in governmental funds. 1,530

Some expenses reported in the statement of activities, do not require the use of  
current financial resources and therefore are not reported as expenditures in  
governmental funds, such as compensated absences, 81,586

*Change in Net Position of Governmental Activities* **\$25,032,137**

See accompanying notes to the basic financial statements

**Cleveland Public Library**  
**Cuyahoga County**  
*Statement of Revenues, Expenditures and Changes*  
*in Fund Balance - Budget (Non-GAAP Basis) and Actual*  
*General Fund*  
*For the Year Ended December 31, 2022*

	Budgeted Amounts		Actual	Variance with Final Budget
	Original	Final		
<b>Revenues</b>				
Property and Other Taxes	\$35,317,742	\$38,347,376	\$38,347,376	\$0
Fines and Fees	119,635	151,685	161,311	9,626
Intergovernmental	27,788,857	30,828,428	30,828,428	0
Investment Earnings/Interest	354,077	699,010	692,111	(6,899)
Contributions and Donations	0	60,470	60,945	475
Miscellaneous	814,192	825,007	829,852	4,845
<i>Total Revenues</i>	<u>64,394,503</u>	<u>70,911,976</u>	<u>70,920,023</u>	<u>8,047</u>
<b>Expenditures</b>				
Current:				
Library Services:				
Public Service and Programs	41,050,239	40,939,248	40,011,269	927,979
Collection Development and Processing	3,802,996	3,817,039	3,731,273	85,766
Support Services:				
Facilities Operation and Maintenance	11,872,780	11,738,682	11,019,568	719,114
Information Services	2,358,838	2,490,810	2,405,116	85,694
Business Administration	8,381,232	8,480,306	7,890,885	589,421
Capital Outlay	1,050,700	1,100,701	957,213	143,488
<i>Total Expenditures</i>	<u>68,516,785</u>	<u>68,566,786</u>	<u>66,015,324</u>	<u>2,551,462</u>
<i>Excess of Revenues Over (Under) Expenditures</i>	<u>(4,122,282)</u>	<u>2,345,190</u>	<u>4,904,699</u>	<u>2,559,509</u>
<b>Other Financing Sources (Uses)</b>				
Sale of Capital Assets	0	0	3,114	3,114
Advances In	0	0	85,000	85,000
Advances Out	0	0	(213,000)	(213,000)
Transfers Out	(3,294,215)	(17,294,215)	(17,294,215)	0
<i>Total Other Financing Sources (Uses)</i>	<u>(3,294,215)</u>	<u>(17,294,215)</u>	<u>(17,419,101)</u>	<u>(124,886)</u>
<i>Net Change in Fund Balance</i>	<u>(7,416,497)</u>	<u>(14,949,025)</u>	<u>(12,514,402)</u>	<u>2,434,623</u>
<i>Fund Balance Beginning of Year</i>	28,526,049	28,526,049	28,526,049	0
Prior Year Encumbrances Appropriated	9,891,670	9,891,670	9,891,670	0
<i>Fund Balance End of Year</i>	<u>\$31,001,222</u>	<u>\$23,468,694</u>	<u>\$25,903,317</u>	<u>\$2,434,623</u>

See accompanying notes to the basic financial statements

**Cleveland Public Library**  
**Cuyahoga County**  
*Statement of Revenues, Expenditures and Changes*  
*in Fund Balance - Budget (Non-GAAP Basis) and Actual*  
**CLEVNET Fund**  
*For the Year Ended December 31, 2022*

	<u>Budgeted Amounts</u>		<u>Actual</u>	<u>Variance with Final Budget</u>
	<u>Original</u>	<u>Final</u>		
<b>Revenues</b>				
Charges for Services	\$5,423,411	\$4,992,080	\$5,051,919	\$59,839
<b>Expenditures</b>				
Current:				
Support Services:				
Information Services	5,422,523	6,274,554	5,415,042	859,512
Capital Outlay	328,162	420,075	330,383	89,692
<i>Total Expenditures</i>	<u>5,750,685</u>	<u>6,694,629</u>	<u>5,745,425</u>	<u>949,204</u>
<i>Net Change in Fund Balance</i>	(327,274)	(1,702,549)	(693,506)	1,009,043
<i>Fund Balance Beginning of Year</i>	1,375,275	1,375,275	1,375,275	0
Prior Year Encumbrances Appropriated	<u>327,274</u>	<u>327,274</u>	<u>327,274</u>	<u>0</u>
<i>Fund Balance End of Year</i>	<u>\$1,375,275</u>	<u>\$0</u>	<u>\$1,009,043</u>	<u>\$1,009,043</u>

See accompanying notes to the basic financial statements

**Cleveland Public Library**  
**Cuyahoga County**  
*Statement of Fiduciary Net Position*  
*Custodial Fund*  
*December 31, 2022*

---

---

<b>Assets</b>	
Equity in Pooled Cash and Cash Equivalents	\$4,439
<b>Liabilities</b>	
Intergovernmental Payable	<u>4,439</u>
<b>Net Position</b>	
Restricted for Other Governments	<u><u>\$0</u></u>

See accompanying notes to the basic financial statements

**Cleveland Public Library**  
**Cuyahoga County**  
*Statement of Changes in Fiduciary Net Position*  
*Custodial Fund*  
*For the Year Ended December 31, 2022*

---



---

<b>Additions</b>	
Fines and Fees for Other Governments	\$64,615
 <b>Deductions</b>	
Fines and Fees Distributions to Other Governments	<u>64,615</u>
<i>Net Increase (Decrease) in Fiduciary Net Position</i>	<i>0</i>
<i>Net Position Beginning of Year</i>	<u><u>0</u></u>
<i>Net Position End of Year</i>	<u><u>\$0</u></u>

See accompanying notes to the basic financial statements

**Cleveland Public Library**  
**Cuyahoga County**  
*Notes to the Basic Financial Statements*  
*For Year Ended December 31, 2022*

---

**Note 1 – Description of Library and Reporting Entity**

The Cleveland Public Library (the "Library") is organized as a school district public library under the laws of the State of Ohio. The Library has its own Board of Library Trustees of seven members who are appointed by the Cleveland Metropolitan School District Board of Education. Appointments are for seven-year terms and members serve without compensation. Under Ohio statutes, the Library is a body politic and corporate, capable of suing and being sued, contracting, acquiring, holding, possessing and disposing of real property and exercising such other powers and privileges conferred upon it by law. The Library also determines and operates under its own budget. Control and management of the Library is governed by Sections 3375.33 to 3375.39 of the *Ohio Revised Code* with the administration of the day-to-day operations of the Library being the responsibility of the Director and financial accountability being solely that of the Fiscal Officer.

The Library is fiscally independent of the Cleveland Metropolitan School District Board of Education, although the Cleveland Metropolitan School District Board of Education serves in a ministerial capacity as the taxing authority for the Library and issues all tax-related debt on behalf of the Library. The determination to request approval of a tax levy and the role and purpose(s) of the levy, are discretionary decisions made solely by the Board of Library Trustees. Once those decisions are made, the Cleveland Metropolitan School District Board of Education must put the levy on the ballot. There is no potential for the Library to provide a financial benefit to or impose a financial burden on the Cleveland Metropolitan School District Board of Education.

Under the provisions of Statement No. 14 of the Governmental Accounting Standards Board (GASB), "The Financial Reporting Entity," as amended by GASB Statement No. 39, "Determining Whether Certain Organizations Are Component Units" and GASB Statement No. 61, "The Financial Reporting Entity: Omnibus," the Library is considered to be a related organization of the Board of Education.

Component units are legally separate organizations for which the Library is financially accountable. The Library is financially accountable for an organization if the Library appoints a voting majority of the organization's governing board and (1) the Library is able to significantly influence the programs or services performed or provided by the organization; or (2) the Library is legally entitled to or can otherwise access the organization's resources; the Library is legally obligated or has otherwise assumed the responsibility to finance the deficits of, or provide financial support to, the organization; or the Library is obligated for the debt of the organization. Component units may also include organizations for which the Library approves the budget, the issuance of debt or the levying of taxes and there is a potential for the organization to provide specific financial benefits to, or impose specific financial burdens on, the primary government. The Library has no component units.

The Cleveland Public Library Foundation is a not-for-profit organization with a self-appointing board. The Library is not financially accountable for the organization, nor does the Library approve the budget or the issuance of debt of the organization. Further, this organization is not accumulating large resources for the benefit of the Library. Therefore, this organization has been excluded from the reporting entity of the Library.

The Library's management believes these financial statements present all activities for which the Library is financially accountable.

**Cleveland Public Library**  
**Cuyahoga County**  
*Notes to the Basic Financial Statements*  
*For Year Ended December 31, 2022*

---

**Note 2 – Summary of Significant Accounting Policies**

The financial statements of the Library have been prepared in conformity with generally accepted accounting principles (GAAP) as applied to governmental units. The Governmental Accounting Standards Board (GASB) is the accepted standard-setting body for establishing governmental accounting and financial reporting principles. The more significant of the Library's accounting policies are described below.

***Basis of Presentation***

The Library's basic financial statements consist of government-wide statements, including a statement of net position and a statement of activities, and fund financial statements, which provide a more detailed level of financial information.

***Government-wide Financial Statements*** The statement of net position and the statement of activities display information about the Library as a whole. These statements include the financial activities of the Library, except for fiduciary activities.

The statement of net position presents the financial condition of the governmental activities of the Library at year end. The statement of activities presents a comparison between direct expenses and program revenues for each program or function of the Library's governmental activities. Direct expenses are those that are specifically associated with a service, program or department and therefore clearly identifiable to a particular function. Program revenues include charges paid by the recipient of the goods or services offered by the program, and grants and contributions that are restricted to meeting the operational or capital requirements of a particular program. Program revenues also include interest earned on grants and endowments that is required to be used to support a particular program. Revenues which are not classified as program revenues are presented as general revenues of the Library, with certain limited exceptions. The comparison of direct expenses with program revenues identifies the extent to which each governmental program is self-financing or draws from the general revenues of the Library.

***Fund Financial Statements*** During the year, the Library segregates transactions related to certain Library functions or activities in separate funds in order to aid financial management and to demonstrate legal compliance. Fund financial statements are designed to present financial information of the Library at this more detailed level. The focus of governmental fund financial statements is on major funds. Each major fund is presented in a separate column. Nonmajor funds are aggregated and presented in a single column. Fiduciary funds are reported by type.

***Fund Accounting***

The Library uses funds to maintain its financial records during the year. A fund is defined as a fiscal and accounting entity with a self-balancing set of accounts. There are three categories of funds: governmental, proprietary and fiduciary. The Library has no proprietary funds.

***Governmental Funds*** Governmental funds are those through which most governmental functions are financed. Governmental fund reporting focuses on the sources, uses and balances of current financial resources. Expendable assets are assigned to the various governmental funds according to the purposes

**Cleveland Public Library**  
**Cuyahoga County**  
*Notes to the Basic Financial Statements*  
*For Year Ended December 31, 2022*

---

for which they may or must be used. Current liabilities are assigned to the fund from which they will be paid. The difference between governmental fund assets and deferred outflows of resources and liabilities and deferred inflows of resources is reported as fund balance. The following are the Library's major governmental funds:

**General Fund** The general fund accounts for and reports all financial resources except those required to be accounted for and reported in another fund. The general fund balance is available to the Library for any purpose provided it is expended or transferred according to the provisions of the Ohio Revised Code.

**CLEVNET Fund** The CLEVNET fund accounts for and reports financial resources received from other libraries and entities on a contractual basis that include itemized fees assessed during the contract term and charges for additional products, materials or services that are not contemplated in the itemized fees. The Library's Board of Trustees imposed internal constraints on the use of these resources beginning with the 2015 calendar year. The CLEVNET fund balance is committed to the Library for the purpose of CLEVNET associated activities.

**Construction Fund** The construction fund is comprised of two individual funds (tax-exempt and taxable) that are reported in one fund and accounts for financial resources from Library Facilities Notes restricted for the acquisition or construction of major capital facilities.

**Building and Repair Fund** The building and repair fund accounts for specific purposes imposed by formal action (resolution) of the Library's Board of Trustees that are committed and for assigned monies set aside by the Board of Library Trustees specifically for major capital and technology improvements and other capital assets that include the renovation and construction of the Library's branches and donations that are received and restricted for capital enhancements.

The other governmental funds of the Library account for grants and other resources whose uses are restricted, committed, or assigned to a particular purpose.

**Fiduciary Funds** Fiduciary fund reporting focuses on net position and changes in net position. The fiduciary fund category is split into four classifications: pension (and other employee benefit) trust funds, investment trust funds, private-purpose trust funds and custodial funds. Trust funds are distinguished from custodial funds by the existence of a trust agreement or equivalent arrangement that has certain characteristics. The Library does not have any trust funds. Custodial funds are used to report fiduciary activities that are not required to be reported in a trust fund.

The Library's fiduciary funds are custodial funds. The Library's custodial fund accounts for fines and fees collected and distributed on behalf of member libraries of the CLEVNET consortium. The liabilities represent amounts where no further action is needed to release the assets to the member libraries.



**Cleveland Public Library**  
**Cuyahoga County**  
*Notes to the Basic Financial Statements*  
*For Year Ended December 31, 2022*

---

***Measurement Focus***

***Government-wide Financial Statements*** The government-wide financial statements are prepared using a flow of economic resources measurement focus. All assets and all deferred outflows of resources and all liabilities and all deferred inflows of resources associated with the operation of the Library are included on the Statement of Net Position. The Statement of Activities presents increases (e.g. revenues) and decreases (e.g. expenses) in total net position.

***Fund Financial Statements*** All governmental funds are accounted for using a flow of current financial resources measurement focus. With this measurement focus, only current assets and deferred outflows of resources and current liabilities and deferred inflows of resources generally are included on the balance sheet. The statement of revenues, expenditures and changes in fund balances reports on the sources (i.e., revenues and other financing sources) and uses (i.e., expenditures and other financing uses) of current financial resources. This approach differs from the manner in which the governmental activities of the government-wide financial statements are prepared. Governmental fund financial statements therefore include a reconciliation with brief explanations to better identify the relationship between the government-wide statements and the statements for governmental funds.

Like the government-wide statements, all fiduciary funds are accounted for on a flow of economic resources measurement focus. All assets and deferred outflows of resources and all liabilities and deferred inflows of resources associated with the operation of these funds are included on the statement of fund net position. In fiduciary funds, a liability to the beneficiaries of fiduciary activity is recognized when an event has occurred that compels the government to disburse fiduciary resources. Fiduciary fund liabilities other than those to beneficiaries are recognized using the economic resources measurement focus.

Fiduciary funds present a statement of changes in fiduciary net position which reports additions to and deductions custodial funds.

***Basis of Accounting***

Basis of accounting determines when transactions are recorded in the financial records and reported on the financial statements. Government-wide financial statements and the statements presented for the fiduciary funds are prepared using the accrual basis of accounting. Governmental funds use the modified accrual basis of accounting. Differences in the accrual and modified accrual basis of accounting arise in the recognition of revenue, the recording of deferred inflows/outflows of resources and in the presentation of expenses versus expenditures.

***Revenues - Exchange and Nonexchange Transactions*** Revenue resulting from exchange transactions, in which each party gives and receives essentially equal value, is recorded on the accrual basis when the exchange takes place. On a modified accrual basis, revenue is recorded in the year in which the resources are measurable and become available. Available means that the resources will be collected within the current year or are expected to be collected soon enough thereafter to be used to pay liabilities of the current year. For the Library, available means expected to be received within sixty days of year-end.

**Cleveland Public Library**  
**Cuyahoga County**  
*Notes to the Basic Financial Statements*  
*For Year Ended December 31, 2022*

---

Nonexchange transactions, in which the Library receives value without directly giving equal value in return, include property and other taxes, Public Library Fund payments (PLF), grants, entitlements and donations. Revenue from property taxes is recognized in the year for which the taxes are levied (See Note 9). Revenue from PLF payments, grants, entitlements and donations is recognized in the year in which all eligibility requirements have been satisfied. Eligibility requirements include timing requirements, which specify the year when the resources are required to be used or the year when use is first permitted; matching requirements, in which the Library must provide local resources to be used for a specified purpose; and expenditure requirements, in which the resources are provided to the Library on a reimbursement basis. On the modified accrual basis, revenue from nonexchange transactions must also be available before it can be recognized.

Under the modified accrual basis, the following revenue sources are considered to be both measurable and available at year-end: interest, grants, entitlements and rentals.

***Unearned Revenue*** Unearned revenue arises when assets are recognized before revenue recognition criteria have been satisfied. The Library recognizes unearned revenue for intergovernmental revenue from grants and donations received before the eligibility requirements are met.

***Deferred Outflows/Inflows of Resources*** In addition to assets, the statements of financial position will sometimes report a separate section for deferred outflows of resources. Deferred outflows of resources represent a consumption of net assets that applies to a future period and will not be recognized as an outflow of resources (expense/expenditure) until then. For the Library, deferred outflows of resources are reported on the government-wide statement of net position for pension and other postemployment benefits plans. The deferred outflows of resources related to pension and other postemployment benefits plans are explained in Notes 14 and 15.

In addition to liabilities, the statements of financial position report a separate section for deferred inflows of resources. Deferred inflows of resources represent an acquisition of net assets that applies to a future period and will not be recognized until that time. For the Library, deferred inflows of resources include property taxes, pension, other postemployment benefits and unavailable revenue. Property taxes represent amounts for which there is an enforceable legal claim as of December 31, 2022, but which were levied to finance 2023 operations. These amounts have been recorded as a deferred inflow on both the government-wide statement of net position and the governmental fund financial statements. Unavailable revenue is reported only on the governmental funds balance sheet and represents receivables which will not be collected within the available period. For the Library, unavailable revenue includes Public Library Fund (PLF) payments, homestead/rollback reimbursements, delinquent property taxes, charges for services, fines and fees, donations, miscellaneous revenue and business administration expenditure. These amounts are deferred and recognized as an inflow of resources in the period the amounts become available. The details of these unavailable revenues are identified on the Reconciliation of Total Governmental Fund Balances to Net Position of Governmental Activities found on page 20. Deferred inflows of resources related to pension and other postemployment benefits plans are reported on the government-wide statement of net position. (See Notes 14 and 15).

***Expenses/Expenditures*** On the accrual basis of accounting, expenses are recognized at the time they are incurred.

**Cleveland Public Library**  
**Cuyahoga County**  
*Notes to the Basic Financial Statements*  
*For Year Ended December 31, 2022*

---

The measurement focus of governmental fund accounting is on decreases in net financial resources (expenditures) rather than expenses. Expenditures are generally recognized in the accounting period in which the related fund liability is incurred, if measurable. Allocations of cost, such as depreciation and amortization, are not recognized in governmental funds.

***Cash and Cash Equivalents***

To improve cash management, cash received by the Library is pooled. Monies for all funds are maintained in this pool. Individual fund integrity is maintained through Library records. Interest in the pool is presented as “equity in pooled cash and cash equivalents”.

During 2022, investments were limited to federal home loan bank bonds, federal farm credit bank bonds, Farmer Mac bonds, STAR Ohio, municipal bonds, money market/principal cash, money market mutual fund, commercial paper, common and convertible preferred stock, federal national mortgage association bonds, federal home loan mortgage corporation bonds, corporate bonds, negotiable certificates of deposit, United States treasury notes, agency bonds, exchange-traded funds, and other fixed income assets.

STAR Ohio (the State Treasury Asset Reserve of Ohio), is an investment pool managed by the State Treasurer’s Office which allows governments within the State to pool their funds for investment purposes. STAR Ohio is not registered with the SEC as an investment company, but has adopted Governmental Accounting Standards Board (GASB), Statement No. 79, *Certain External Investment Pools and Pool Participants*. The Library measures their investment in STAR Ohio at the net asset value (NAV) per share provided by STAR Ohio. The NAV per share is calculated on an amortized cost basis that provides an NAV per share that approximates fair value.

For 2022, there were no limitations or restrictions on any participant withdrawals due to redemption notice periods, liquidity fees, or redemption gates. However, twenty-four hours advance notice for deposits and withdrawals of \$100 million or more is encouraged. STAR Ohio reserves the right to limit the transaction to \$250 million per day, requiring the excess amount to be transacted the following business day(s), but only to the \$250 million limit. All accounts of the participant will be combined for these purposes.

Interest and dividends earned on all funds when the use of such earnings is not restricted by law are recorded in the general fund except investment earnings attributable to endowment fund balances which are recorded in the endowment funds, a subset of funds classified as either special revenue funds or permanent funds.

Investments, except STAR Ohio, commercial paper, and mortgages, are reported at fair value, which is based on quoted market prices. The fair value of the money market mutual fund is determined by the fund’s share price at December 31, 2022. STAR Ohio is reported at net asset value per share. The Library’s commercial paper is measured at amortized cost as it is a highly liquid debt instrument with a remaining maturity at the time of purchase of less than one year. Gains (or losses) to fair value are booked annually as “Investment Earnings”. The fair value of investments related to endowment funds decreased during 2022 resulting in negative investment earnings of \$5,463,781.

**Cleveland Public Library**  
**Cuyahoga County**  
*Notes to the Basic Financial Statements*  
*For Year Ended December 31, 2022*

---

Following Ohio statutes, the Board has, by resolution, identified the funds to receive an allocation of interest. Investment earnings/interest revenue credited to the general fund during 2022 amounted to (\$2,438,920), which includes (\$1,704,479) assigned from other Library funds. The fair value of investments related to the operating portfolio declined during 2022 resulting in negative investment earnings of \$3,477,587.

Investments with original maturities of three months or less at the time they are purchased, and investments of the cash management pool, are presented on the financial statements as cash equivalents.

***Inventory***

Inventories are presented at cost on a first-in, first-out basis and are expended/expensed when used. Inventory consists of expendable supplies held for consumption.

***Prepaid Items***

Payments made to vendors for services that will benefit periods beyond December 31, 2022 are recorded as prepaid items using the consumption method by recording a current asset for the prepaid amount and reflecting the expenditure/expense in the year in which services are consumed.

***Restricted Assets***

Assets are reported as restricted when limitations on their use change in nature or normal understanding of the availability of the asset. Such constraints are either externally imposed by creditors, contributors, grantors, or laws of other governments or imposed by law through constitutional provisions. Restricted assets in the general fund represent money set aside for unclaimed funds.

***Capital Assets***

The Library's only capital assets are general capital assets. General capital assets are capital assets that are associated with and generally arise from governmental activities. They generally result from expenditures in the governmental funds. General capital assets are reported in the governmental activities column of the government-wide statement of net position but are not reported in the fund financial statements.

All capital assets (except for intangible right-to-use lease assets which are discussed below) are capitalized at cost (or estimated historical cost) and updated for additions and retirements during the year. Donated capital assets are recorded at their acquisition values as of the date received. The Library maintains capitalization thresholds as displayed in the following table. Improvements are capitalized; the costs of normal maintenance and repairs that do not add to the value of the asset or materially extend an asset's life are not.

**Cleveland Public Library**  
**Cuyahoga County**  
*Notes to the Basic Financial Statements*  
*For Year Ended December 31, 2022*

---

<u>Description</u>	<u>Capitalization Thresholds</u>
Land	All Land Acquisitions
Construction in Progress	All Major Projects Not Completed by Year End
Land Improvements	\$100,000
Buildings/Improvements	\$100,000
Movable Assets	\$ 5,000
Software/Other Intangibles	\$ 5,000

All capital assets are depreciated and amortized except for land and construction in progress. Improvements are depreciated over the remaining useful lives of the related capital assets. Depreciation and amortization are computed using the straight-line method over the following useful lives:

Land Improvements	15 - 40 Years
Buildings/Improvements	15 - 40 Years
Furniture/Equipment	5 - 25 Years
Computers	5 - 25 Years
Software	5 - 25 Years
Vehicles	5 Years

The Library is reporting intangible right-to-use assets related to leased vehicles, a building, and equipment. The intangible assets are initially measured as the initial amount of the lease liability, adjusted for lease payments made at or before the lease commencement date, plus certain initial direct costs. Subsequently, these intangible assets are being amortized in a systematic and rational manner over the shorter of the lease term or the useful life of the underlying assets.

***Leases***

The Library serves as lessee in various noncancellable leases. These leases are accounted for as follows:

At the commencement of a lease, the Library initially measures the lease liability at the present value of payments expected to be made during the lease term. Subsequently, the lease liability is reduced by the principal portion of lease payments made. The lease asset is initially measured as the initial amount of the lease liability, adjusted for lease payments made at or before the lease commencement date, plus certain initial direct costs. Subsequently, the lease asset is amortized in a systematic and rational manner over the shorter of the lease term or the useful life of the underlying asset. Lease assets are reported with other capital assets and lease liabilities are reported with long-term debt on the statement of net position.

***Inexhaustible Collections and Books***

Collections (works of art and historical artifacts, for example) meet the definition of a capital asset and normally should be reported in the financial statements. GASB Statement No. 34 does not require capitalization of collections that meet all of the following criteria: 1) the collection is held for reasons other than financial gain, 2) the collection is protected, kept unencumbered, cared for, and preserved, and 3) the collection is subject to an organizational policy requiring that the proceeds from sales of collection items be used to acquire other items for the collections. Because the Library's inexhaustible collections, including research books and other rare library materials, meet the above requirements, the Library has

**Cleveland Public Library**  
**Cuyahoga County**  
*Notes to the Basic Financial Statements*  
*For Year Ended December 31, 2022*

---

not capitalized them. Other library materials used in the circulating collections have not been capitalized because their estimated useful lives or values are less than the Library's capitalization threshold.

***Compensated Absences***

Vacation benefits are accrued as a liability as the benefits are earned if the employees' rights to receive compensation are attributable to services already rendered and it is probable that the employer will compensate the employees for the benefits through paid time off or some other means. The Library records a liability for all accumulated unused vacation time when earned for all non-bargaining unit employees after three months of employment and for bargaining unit employees, the liability is recorded for employees with more than six months of service. Accumulated but unused vacation time will be paid for upon termination of employment for non-bargaining unit employees, and for bargaining unit employees provided the employee has worked six months or more.

Sick leave benefits are accrued as a liability using the termination method. An accrual for earned sick leave is made to the extent that it is probable that benefits will result in termination payments. The liability is an estimate based on the Library's past experience of making termination payments. The amount is based on accumulated sick leave and employee wage rates at year end, taking into consideration any limits specified in the Library's termination policy. The Library's termination policy allowed for payment of unused sick time at the time of retirement, as governed by the provisions of the Ohio Public Employees Retirement System through June 30, 2022, for employees who have ten (10) years of service or more on their retirement date. From January 1, 2022 through December 31, 2022, the termination policy capped unused sick hours to five hundred (500) hours and is paid out at twenty five percent (25%) at the time of retirement.

The entire compensated absences liability is reported on the government-wide financial statements.

On the governmental fund financial statements, compensated absences are recognized as liabilities and expenditures to the extent payments came due each period upon the occurrence of employee resignations and retirements. These amounts are recorded in the account "matured compensated absences payable" in the funds from which the employees who have resigned or retired will be paid.

***Pensions/Other Postemployment Benefits***

For purposes of measuring the net pension/other postemployment benefit asset/liability, deferred outflows of resources and deferred inflows of resources related to pension/other postemployment benefits expense, and pension/other postemployment benefit expense, information about the fiduciary net position of the pension/other postemployment benefit plans and additions to/deductions from their fiduciary net position have been determined on the same basis as they are reported by the pension/other postemployment benefit plan. For this purpose, benefit payments (including refunds of employee contributions) are recognized when due and payable in accordance with the benefit terms. The pension/other postemployment benefit plans report investments at fair value.

***Accrued Liabilities and Long-term Obligations***

All payables, accrued liabilities and long-term obligations are reported in the government-wide financial statements.

**Cleveland Public Library**  
**Cuyahoga County**  
*Notes to the Basic Financial Statements*  
*For Year Ended December 31, 2022*

---

In general, governmental fund payables and accrued liabilities that, once incurred, are paid in a timely manner and in full from current financial resources, are reported as obligations of the funds. However, claims and judgments and compensated absences that will be paid from governmental funds are reported as a liability in the fund financial statements only to the extent that they are due for payment during the current year. Bonds and leases are recognized as a liability on the governmental fund financial statements when due. Net pension/other postemployment benefit liabilities should be recognized in the governmental funds to the extent that benefit payments are due and payable and the pension/other postemployment benefit plan's fiduciary net position is not sufficient for payment of those benefits.

***Fund Balance***

Fund balance is divided into five classifications based primarily on the extent to which the Library is bound to observe constraints imposed upon the use of the resources in the governmental funds. The classifications are as follows:

***Nonspendable:*** The nonspendable fund balance classification includes amounts that cannot be spent because they are not in spendable form, or are legally or contractually required to be maintained intact. The "not in spendable form" criterion includes items that are not expected to be converted to cash.

***Restricted:*** Fund balance is reported as restricted when constraints placed on the use of resources are either externally imposed by creditors (such as through debt covenants), grantors, contributors, or laws or regulations of other governments; or are imposed by law through constitutional provisions.

***Committed:*** The committed fund balance classification includes amounts that can be used only for the specific purposes imposed by formal action (resolution) of the Library's Board of Trustees. Those committed amounts cannot be used for any other purpose unless the Board of Trustees removes or changes the specified use by taking the same type of action (resolution) it employed to previously commit those amounts. Committed fund balance also incorporates contractual obligations to the extent that existing resources in the fund have been specifically committed for use in satisfying those contractual requirements.

***Assigned:*** Amounts in the assigned fund balance classification are intended to be used by the Library for specific purposes but do not meet the criteria to be classified as restricted or committed. In governmental funds other than the general fund, assigned fund balance represents the remaining amount that is not restricted or committed. These amounts are assigned by the Library Board of Trustees. In the general fund, assigned amounts represent intended uses established by the Library Board of Trustees or a Library official delegated that authority by resolution or by State statute. State statute authorizes the Chief Financial Officer to assign fund balance for purchases on order provided such amounts have been lawfully appropriated. The Library Board of Trustees adopted a fund balance policy authorizing the Chief Financial Officer to assign fund balance for purchases on order by the character or major category of the object code for the general fund, which includes salaries and benefits, supplies, purchased/contracted services, library materials, capital outlay and other.

***Unassigned:*** Unassigned fund balance is the residual classification for the general fund and includes all spendable amounts not contained in the other classifications. In other governmental funds, the unassigned classification is used only to report a deficit balance.

**Cleveland Public Library**  
**Cuyahoga County**  
*Notes to the Basic Financial Statements*  
*For Year Ended December 31, 2022*

---

The Library applies restricted resources first when expenditures are incurred for purposes for which either restricted or unrestricted (committed, assigned, and unassigned) amounts are available. Similarly, within unrestricted fund balance, committed amounts are reduced first followed by assigned, and then unassigned amounts when expenditures are incurred for purposes for which amounts in any of the unrestricted fund balance classifications could be used.

***Net Position***

Net position represents the difference between all other elements in a statement of financial position. Net investment in capital assets consists of capital assets, net of accumulated depreciation, reduced by the outstanding balances of any borrowing used for the acquisition, construction or improvement of those assets. Net position is reported as restricted when there are limitations imposed on their use either through constitutional provisions or through external restrictions imposed by creditors, grantors or laws or regulations of other governments. Restricted Net Position for Pension plans represent the corresponding restricted asset amounts after considering the related deferred outflows and deferred inflows. Net position restricted for other purposes include resources restricted for grant-designated activities and specific library collections.

The Library applies restricted resources when an expense is incurred for purposes for which both restricted and unrestricted net position is available.

***Interfund Balances***

On fund financial statements, outstanding interfund loans and unpaid amounts for interfund services are reported as “interfund receivables/payables”. Interfund balance amounts are eliminated in the statement of net position.

***Estimates***

The preparation of the financial statements in conformity with generally accepted accounting principles requires management to make estimates and assumptions that affect the amounts reported in the financial statements and accompanying notes. Actual results may differ from those estimates.

***Internal Activity***

Transfers between governmental activities are eliminated on the government wide financial statements. Internal allocations of overhead expenses from one function to another or within the same function are eliminated on the statement of activities. Interfund payments for services provided and used are not eliminated.

Exchange transactions between funds are reported as revenues in the seller funds and as expenditures/expenses in the purchaser funds. Flows of cash or goods from one fund to another without a requirement for repayment are reported as interfund transfers. Interfund transfers are reported as other financing sources/uses in governmental funds. Repayments from funds responsible for particular expenditures/expenses to the funds that initially paid for them are not presented on the financial statements.



**Cleveland Public Library**  
**Cuyahoga County**  
*Notes to the Basic Financial Statements*  
*For Year Ended December 31, 2022*

---

***Premiums***

On the government wide financial statements, premiums are deferred and amortized for the term of the debt issuance using the effective interest method. Premiums are presented as an increase of the face amount of the debt issuance payable. On governmental fund statements, premiums are received in the year the debt issuances are issued. Under Ohio law, premiums on the original issuance of debt are to be deposited to the debt service fund to be used for debt retirement and are precluded from being applied to the project fund.

***Budgetary Data***

All funds, except custodial funds, are legally required to be budgeted and appropriated. The budgetary process is prescribed by provisions of the Ohio Administrative Code and entails the preparation of budgetary documents within an established timetable. The Ohio Administrative Code section 117-8 does not require public libraries to budget receipts. However, sound budgeting suggests a government cannot appropriate responsibly unless they have an estimate of resources to support the appropriations. The Board of Library Trustees must annually approve appropriation measures and subsequent amendments. The major documents prepared are the tax budget, the certificate of estimated resources, and the appropriations resolution, all of which are prepared on the budgetary basis of accounting. The tax budget demonstrates a need for existing or increased tax rates.

The certificate of estimated resources establishes a limit on the amount the Board of Library Trustees may appropriate. The appropriations resolution is the Board of Library Trustees' authorization to spend resources and sets annual limits on expenditures plus encumbrances at the level of control selected by the Board of Library Trustees. The legal level of control has been established at the character or major category of the object code for the general fund. For all other funds, the legal level of control has been established at the fund level. Budgetary modifications at the legal level of control may only be made by resolution of the Board of Library Trustees.

The certificate of estimated resources may be amended during the year if projected increases or decreases in revenue are identified by the Chief Financial Officer. The amounts reported as the original budgeted amounts on the budgetary statements reflect the amounts on the certificate of estimated resources when the original appropriations were adopted. The amounts reported as the final budgeted amounts on the budgetary statements reflect the amounts on the amended certificate of estimated resources in effect at the time the final appropriations were enacted by the Board of Library Trustees.

The appropriation resolution is subject to amendment throughout the year with the restriction that appropriations cannot exceed estimated revenues by fund. The amounts reported as the original budgeted amounts reflect the first appropriation resolution for that fund that covered the entire year, including amounts automatically carried over from prior years. The amounts reported as the final budgeted amounts represent the final appropriation amounts passed by the Board of Library Trustees during the year.

**Cleveland Public Library**  
**Cuyahoga County**  
*Notes to the Basic Financial Statements*  
*For Year Ended December 31, 2022*

---

**Note 3 – Change in Accounting Principle and Restatement of Net Position and Fund Balances**

***Change in Accounting Principles***

For fiscal year 2022, the Library implemented Governmental Accounting Standards Board (GASB) Statement No. 87, *Leases* and related guidance from GASB Implementation Guide No. 2019-3, *Leases*. The Library also implemented GASB Statement No. 91, *Conduit Debt Obligations*, GASB Statement No. 92, *Omnibus 2020*, GASB Statement No. 97, *Certain Component Unit Criteria, and Accounting and Financial Reporting for Internal Revenue Code Section 457 Deferred Compensation Plans*, and *Implementation Guide No. 2020-1*.

GASB Statement 87 enhances the relevance and consistency of information of the government’s leasing activities. It establishes requirements for lease accounting based on the principle that leases are financings of the right to use an underlying asset. A lessee is required to recognize a lease liability and an intangible right-to-use lease asset, and a lessor is required to recognize a lease receivable and a deferred inflow of resources. These changes were incorporated in the Library’s 2022 financial statements. The library recognized \$1,593,169 in governmental activities in leases payable at January 1, 2022. Of this amount, \$11,388 was due and payable at December 31, 2022. \$1,060 in related interest was also due and payable. This lease liability was offset by an intangible right-to-use lease asset.

GASB 91 clarifies the existing definition of a conduit debt obligation; establishing that a conduit debt obligation is not a liability of the issuer; establishing standards for accounting and financial reporting of additional commitments and voluntary commitments extended by issuers and arrangements associated with conduit debt obligations; and improving required note disclosures.

GASB 92 addresses a variety of topics including reporting by public entity risk pools for amounts that are recoverable from reinsurers or excess insurers and references to nonrecurring fair value measurements of assets or liabilities in authoritative literature. These changes did not impact the Library's financial statements.

GASB 97, among other items, requires that a Section 457 plan be classified as either a pension plan or an other employee benefit plan depending on whether the plan meets the definition of a pension plan.

The changes for GASB 91 and GASB 97 were incorporated in the Library’s 2022 financial statements; however, there was no effect on beginning net position/fund balance.

***Restatement of Fund Balance and Net Position***

The implementation of GASB Statement No. 87 had the following effect on fund balances and net position as of December 31, 2021:

**Cleveland Public Library**  
**Cuyahoga County**  
*Notes to the Basic Financial Statements*  
*For Year Ended December 31, 2022*

	General	CLEVNET	Construction	Building and Repair	Other Governmental Funds	Total Governmental Funds
Fund Balance, December 31, 2021	\$42,099,778	\$2,292,944	\$52,031,936	\$19,374,232	\$33,985,798	\$149,784,688
GASB Statement 87	(12,448)	0	0	0	0	(12,448)
Restated Fund Balance, December 31, 2021	<u>\$42,087,330</u>	<u>\$2,292,944</u>	<u>\$52,031,936</u>	<u>\$19,374,232</u>	<u>\$33,985,798</u>	<u>\$149,772,240</u>

Net Position, December 31, 2021	<u>\$149,625,668</u>
GASB Statement 87	<u>(1,060)</u>
Restated Net Position, December 31, 2021	<u>\$149,624,608</u>

**Note 4 - Budgetary Basis of Accounting**

While reporting financial position, results of operations, and changes in fund balance on the basis of generally accepted accounting principles (GAAP), the budgetary basis as provided by law is based upon accounting for certain transactions on a basis of cash receipts, disbursements, and encumbrances. The Statement of Revenues, Expenditures and Changes in Fund Balance - Budget (Non-GAAP Basis) and Actual for the general and major special revenue funds is presented on the budgetary basis to provide a meaningful comparison of actual results with the budget. The major differences between the budgetary basis and the GAAP basis are as follows:

1. Revenues are recorded when received in cash (budgetary) as opposed to when susceptible to accrual (GAAP).
2. Expenditures are recorded when paid in cash (budgetary) as opposed to when the liability is incurred (GAAP).
3. Encumbrances are treated as expenditures (budgetary) rather than as restricted, committed, or assigned (GAAP).
4. Unrecorded cash represents amounts expended but not included as expenditures on the budgetary basis operating statement. These amounts are included as expenditures on the GAAP basis operating statements.
5. Advances-In and Advances-Out are operating transactions (budget basis) as opposed to balance sheet transactions (GAAP basis).
6. Investments are reported at cost (budget basis) rather than fair value (GAAP basis).

**Cleveland Public Library**  
**Cuyahoga County**  
*Notes to the Basic Financial Statements*  
*For Year Ended December 31, 2022*

The following table summarizes the adjustments necessary to reconcile the GAAP basis statements to the budgetary basis statements for the general and major special revenue funds.

Net Change in Fund Balance

	<u>General</u>	<u>CLEVNET</u>
GAAP Basis	(\$3,113,121)	\$287,449
Net Adjustment for Revenue Accruals	(393,726)	21,587
Beginning Fair Value of Adjustment for Investments	(201,886)	0
Ending Fair Value of Adjustment for Investments	3,501,578	0
Beginning Unrecorded Cash	66,168	207
Ending Unrecorded Cash	(79,135)	(200)
Net Adjustment for Expenditure Accruals	(593,198)	4,161
Advances In	85,000	0
Advances Out	(213,000)	0
Adjustment for Encumbrances	<u>(11,573,082)</u>	<u>(1,006,710)</u>
Budgetary Basis	<u>(\$12,514,402)</u>	<u>(\$693,506)</u>

**Note 5 – Interfund Transfers and Balances**

The general fund transferred \$3,294,215 to the debt service fund to meet debt service obligations and \$14,000,000 to the building and repair fund for capital and technology improvements and other capital projects that include the repair, renovation and construction of the Library’s buildings.

The general fund advanced \$75,000 to the MyCom special revenue fund and \$266,380 to the Coronavirus Relief special revenue fund for grant monies that the funds will receive at a later date. The interfund balances will be repaid within the following year.

**Note 6 – Compensated Absences**

Full-time employees are entitled to up to 15 sick days per year and may earn and carry forward up to 120 days of sick leave at the end of the fiscal year. Employees who had at least ten (10) years of service and who retired from January 1, 2022 through December 31, 2022, were paid for twenty-five percent (25%) of unused sick hours up to five hundred (500) hours in cash at their current salary rate. Vacation is earned based upon length of service and may be taken once earned for all non-bargaining unit employees after three months of service and for bargaining unit employees after six months of service. Employees may carry forward up to 150 percent of their annual earned vacation leave at the end of any fiscal year. Accrued vacation leave is paid upon retirement, termination, or death of the employee.

**Note 7 – Deposits and Investments**

State statutes classify public monies held by the Library into three categories.

Active deposits are public deposits necessary to meet current demands on the treasury. Active deposits must be maintained either as cash in the Library treasury, in commercial accounts payable or

**Cleveland Public Library**  
**Cuyahoga County**  
*Notes to the Basic Financial Statements*  
*For Year Ended December 31, 2022*

---

withdrawable on demand, including negotiable order of withdrawal (NOW) accounts, or in money market deposit accounts.

Inactive deposits are public deposits that the Board of Library Trustees has identified as not required for use within the current five-year period of designation of depositories. Inactive deposits must either be evidenced by certificates of deposit maturing not later than the end of the current period of designation of depositories, or by savings or deposit accounts including, but not limited to, passbook accounts.

Interim deposits are deposits of interim monies. Interim monies are those monies which are not needed for immediate use but which will be needed before the end of the current period of designation of depositories. A list of permissible investments for interim deposits follows.

***Deposits***

Custodial credit risk for deposits is the risk that in the event of a bank failure, the Library will not be able to recover deposits or collateral securities that are in the possession of an outside party. At December 31, 2022, \$146,457 of the Library's total bank balance of \$710,106 was exposed to custodial credit risk because those deposits were uninsured and uncollateralized. Two of the Library's financial institutions participate in the Ohio Pooled Collateral System (OPCS) and were approved for a reduced collateral floor of 50 percent resulting in the uninsured and uncollateralized balance.

The Library has a deposit policy for custodial risk in conjunction with the requirements of State statute. Ohio law requires that deposits either be insured or be protected by:

Eligible securities pledged to the Library and deposited with a qualified trustee by the financial institution as security for repayment whose market value at all times shall be at least 105 percent of the deposits being secured; or

Participation in the Ohio Pooled Collateral System (OPCS), a collateral pool of eligible securities deposited with a qualified trustee and pledged to the Treasurer of State to secure the repayment of all public monies deposited in the financial institution. OPCS requires the total market value of the securities pledged to be 102 percent of the deposits being secured or a rate set by the Treasurer of State.

Interim monies may be deposited or invested in the following securities:

1. United States Treasury notes, bills, bonds, or any other obligation or security issued by the United States Treasury or any other obligation guaranteed as to principal and interest by the United States;
2. Bonds, notes, debentures, or any other obligations or securities issued by any federal government agency or instrumentality, including but not limited to, the Federal National Mortgage Association, Federal Home Loan Bank, Federal Farm Credit Bank, Federal Home Loan Mortgage Corporation, and Government National Mortgage Association. All federal agency securities shall be direct issuances of federal government agencies or instrumentalities;

**Cleveland Public Library**  
**Cuyahoga County**  
*Notes to the Basic Financial Statements*  
*For Year Ended December 31, 2022*

---

3. Written repurchase agreements in the securities listed above provided the market value of the securities subject to the repurchase agreement exceeds the principal value of the agreement by at least two percent and be marked to market daily, and the term of the agreement must not exceed thirty days;
4. Interim deposits in the eligible institutions applying for interim monies to be evidenced by time certificates of deposit or by savings or deposit accounts, including, but not limited to, passbook accounts;
5. Bonds and other obligations of the State of Ohio, or political subdivisions of Ohio, provided that, with respect to bonds or other obligations of political subdivisions, (a) the bonds or other obligations are payable from general revenues of the political subdivision and backed by the full faith and credit of the political subdivision, (b) the bonds or other obligations are rated at the time of purchase in the three highest classifications established by at least one nationally recognized standard rating service and purchased through a registered securities broker or dealer, (c) the aggregate value of the bonds or other obligations does not exceed twenty percent of interim monies available for investment at the time of purchase, and (d) the Library is not the sole purchaser of the bonds or other obligations at original issuance;
6. No-load money market mutual funds, rated in the highest category at the time of purchase by at least one nationally recognized rating agency, investing exclusively in obligations described in division (1) or (2) above and repurchase agreements secured by such obligations, provided that investments in securities described in this division are made only through eligible institutions;
7. The State Treasurer's investment pool (STAR Ohio) and any other investment alternative offered to political subdivisions by the Treasurer of State;
8. Up to forty percent of interim monies available for investment in either commercial paper notes or bankers acceptances. Investment in commercial paper notes is limited to notes issued by an entity that is defined in section 1705.01(D) of the Ohio Revised Code and that has assets exceeding five hundred million dollars, and (a) the notes are rated at the time of purchase in the highest classification established by at least two nationally recognized standard rating services,  
(b) the aggregate value of the notes does not exceed ten percent of the aggregate value of the outstanding commercial paper of the issuing corporation, (c) the notes mature not later than two hundred seventy days after purchase, and (d) the investment in commercial paper notes of a single issuer shall not exceed in the aggregate five percent of interim monies available for investment at the time of purchase. Investment in bankers acceptances is limited to acceptances of banks that are insured by the FDIC and that mature not later than one hundred eighty days after purchase; and
9. Under limited circumstances, debt interests rated in either of the two highest rating classifications by at least two nationally recognized rating agencies.

Investments in stripped principal or interest obligations, reverse repurchase agreements and derivatives are prohibited. The issuance of taxable notes for the purpose of arbitrage, the use of leverage and short selling are also prohibited. An investment must mature within five years from the date of purchase unless matched to a specific obligation or debt of the Library, and must be purchased with the expectation that it will be held to maturity.

**Cleveland Public Library**  
**Cuyahoga County**  
*Notes to the Basic Financial Statements*  
*For Year Ended December 31, 2022*

---

Investments may only be made through specified dealers and institutions. Payment for investments may be made only upon delivery of the securities representing the investments to the Chief Financial Officer or, if the securities are not represented by certificate, upon receipt of confirmation of transfer from the custodian.

At year end, the Library had \$2,060 in undeposited cash on hand, which is included as part of "Equity in Pooled Cash and Cash Equivalents."

The Library, a fiduciary, having monies belonging to a trust which are to be invested, may invest those monies, except as otherwise provided by law or by the instrument creating the trust, in the following:

1. Bonds or other obligations of the United States or the State of Ohio;
2. Bonds or other interest-bearing obligations of any county, municipal corporation, school district, or other legally constituted political taxing subdivision within the State provided that the subdivision has not defaulted in the payment of the interest on any of its bonds or interest-bearing obligations for more than 120 days during the ten years immediately preceding the investment and provided that the subdivision is not, at the time of investment, in default in the payment of principal or interest on any of its bonds or other interest-bearing obligations;
3. Bonds or other interest-bearing obligations of any other state of the United States, which within 20 years prior to the making of such investment, has not defaulted for more than 90 days in the payment of principal or interest on any of its bonds or other interest-bearing obligations;
4. Any bonds issued by or for federal land banks and any debentures issued by or for federal intermediate credit banks under the "Federal Farm Loan Act of 1916" or any debentures issued by or for banks for cooperatives under the "Farm Credit Act of 1933";
5. Notes which are: (a) secured by a first mortgage on real estate held in fee and located in the State, improved by a unit designed principally for residential use for not more than four families or by a combination of such dwelling units and business property, the area designed or used for nonresidential purposes not to exceed 50 percent of the total floor area; (b) secured by a first mortgage on real estate held in fee and located in the State, improved with a building designed for residential use for more than four families or with a building used primarily for business purposes, if the unpaid principal of the notes secured by such mortgage does not exceed ten percent of the value of the estate or trust or does not exceed \$5,000, whichever is greater; or (c) secured by a first mortgage on an improved farm held in fee and located in the State, provided that such mortgage requires that the buildings on the mortgaged property shall be well insured against loss by fire, and so kept, for the benefit of the mortgagee, until the debt is paid, and provided that the unpaid principal of the notes secured by the mortgage shall not exceed 50 percent of the fair value of the mortgaged real estate at the time the investment is made; except that the unpaid principal of the notes may equal 60 percent of the fair value of the mortgaged real estate at the time the investment is made, and may be payable over a period of 15 years following the date of the investment by the fiduciary if regular installment payments are required sufficient to amortize four percent or more of the principal of the outstanding notes per annum and if the unpaid principal and interest become due and payable at the option of the

**Cleveland Public Library**  
**Cuyahoga County**  
*Notes to the Basic Financial Statements*  
*For Year Ended December 31, 2022*

---

holder upon any default in the payment of any installment of interest or principal upon the notes, or of taxes, assessments, or insurance premiums upon the mortgaged premises or upon the failure to cure any such default within any grace period provided therein not exceeding 90 days in duration;

6. Life, endowment, or annuity contracts of legal reserve life insurance companies and licensed by the superintendent of insurance to transact business within the State provided that the purchase of contracts authorized by this division shall be limited to executors or the successors to their power when specifically authorized by will and to guardians and trustees, which contracts may be issued on the life of a ward, a beneficiary of a trust fund, or according to a will, or upon the life of a person in whom such ward or beneficiary has an insurable interest and the contracts shall be drawn by the insuring company so that the proceeds shall be the sole property of the person whose funds are so invested;
7. Notes or bonds secured by mortgages and insured by the federal housing administrator or debentures issued by such administrator;
8. Obligations issued by a federal home loan bank created under the "Federal Home Loan Bank Act of 1932";
9. Shares and certificates or other evidences of deposits issued by a federal savings and loan association organized and incorporated under the "Home Owners' Loan Act of 1933" to the extent and only to the extent that those shares or certificates or other evidences of deposits are insured pursuant to the "Financial Institutions Reform, Recovery, and Enforcement Act of 1989";
10. Bonds issued by the home owners' loan corporation created under the "Home Owners' Loan Act of 1933";
11. Obligations issued by the national mortgage association created under the "National Housing Act";
12. Shares and certificates or other evidences of deposits issued by a domestic savings and loan association organized under the laws of the State, which association has obtained insurance accounts pursuant to the "Financial Institutions Reform, Recovery, and Enforcement Act of 1989" or as may be otherwise provided by law, only to the extent that such evidences of deposits are insured under that act;
13. Shares and certificates or other evidences of deposits issued by a domestic savings and loan association organized under the laws of the State, provided that no fiduciary may invest such deposits except with the approval of the probate court, and then in an amount not to exceed the amount which the fiduciary is permitted to invest under division (A)(12);
14. In savings accounts in, or certificates or other evidences of deposits issued by, a national bank located in the State or a state bank located in and organized under the laws of the State by depositing the funds in the bank, and such national or state bank when itself acting in a fiduciary capacity may deposit the funds in savings accounts in, or certificates or other



**Cleveland Public Library**  
**Cuyahoga County**  
*Notes to the Basic Financial Statements*  
*For Year Ended December 31, 2022*

---

evidences of deposits issued by, its own savings department or any bank subsidiary corporation owned or controlled by the bank holding company that owns or controls such national or state bank; provided that no deposit shall be made by any fiduciary, individual, or corporate, unless the deposits of the depository bank are insured by the Federal Deposit Insurance Corporation (FDIC) and provided that the deposit of the funds of any one trust in any such savings accounts in, or certificates or other evidences of deposits issued by, any one bank shall not exceed the sum insured under the "Federal Deposit Insurance Corporation Act of 1933";

15. Obligations consisting of notes, bonds, debentures, or equipment trust certificates issued under an indenture, which are the direct obligations, or in the case of equipment trust certificates are secured by direct obligations, of a railroad or industrial corporation, or a corporation engaged directly and primarily in the production, transportation, distribution or sale of electricity or gas, or the operation of telephone or telegraph systems or waterworks, or in some combination of them; provided that the obligor corporation is one which is incorporated under the laws of the United States, any state, or the District of Columbia, and the obligations are rated at the time of purchase in the highest or next highest classification established by at least two standard rating services selected from a list of the standard rating services which shall be prescribed by the superintendent of financial institutions; provided that every such list shall be certified by the superintendent to the clerk of each probate court in the State, and shall continue in effect until a different list is prescribed and certified;
16. Obligations issued, assumed, or guaranteed by the international finance corporation or by the international bank for reconstruction and development, the Asian development bank, the inter-American development bank, the African development bank, or other similar development bank in which the president, as authorized by congress and on behalf of the United States, has accepted membership, provided that the obligations are rated at the time of purchase in the highest or next highest classification established by at least one standard rating service selected from a list of standard rating services which shall be prescribed by the superintendent of financial institutions;
17. Securities of any investment company, as defined in and registered under sections 3 and 8 of the "Investment Company Act of 1940" that are invested exclusively in forms of investment or in instruments that are fully collateralized by forms of investment in which the fiduciary is permitted to invest pursuant to 1 through 16 above, provided that, in addition to such forms of investments, the investment company may, for the purpose of reducing risk of loss or of stabilizing investment returns, engage in hedging transactions.

In addition to the preceding investments, a fiduciary other than a guardian may make investments in any of the following kinds and classes of securities, provided that it may be lawfully sold in Ohio and investment is made only in such securities as would be acquired by prudent persons of discretion and intelligence in such matters who are seeking a reasonable income and the preservation of their capital:

1. Securities of corporations organized and existing under the laws of the United States, the District of Columbia, of any state in the United States including, but not limited to bonds, debentures, notes, equipment trust obligations, or other evidences of indebtedness, and shares of common and preferred stocks of such corporations;

**Cleveland Public Library**  
**Cuyahoga County**  
*Notes to the Basic Financial Statements*  
*For Year Ended December 31, 2022*

2. Collective investment funds or securities of any investment company whether or not the fiduciary has invested other funds held by it in an agency or other nonfiduciary capacity in the securities of the same investment company. Such investments may be made regardless of the eligibility of the underlying assets held by the fund portfolios of the investment company;
3. Bonds or other interest-bearing obligations of any state or territory of the United States, or of any county, city, village, school district, or other legally constituted political taxing subdivision of any state or territory of the United States, not otherwise eligible under 2 or 3 in the preceding investment list;
4. Debt or equity securities of foreign corporations that trade on recognized United States domiciled exchanges.

These investments are subject to a restriction placed on an administrator or executor which states that no administrator or executor may invest funds belonging to an estate in an asset other than a direct obligation of the United States that has a maturity date not exceeding one year from the date of investment, or other than in a short term investment fund that is invested exclusively in obligations of the United States or of its agencies, or primarily in such obligations and otherwise only in variable demand notes, corporate money market instruments including, but not limited to, commercial paper, or fully collateralized repurchase agreements or other evidences of indebtedness that are payable on demand or generally have a maturity date not exceeding 91 days from the date of investment except with the approval of the probate court or with the permission of the instruments creating the trust.

***Investments***

Investments are reported at fair value. As of December 31, 2022, the Library had the following investments:

Measurement/Investment:	Ohio Revised Code 135		Ohio Revised Code 2109	
	Measurement Amount	Average Maturity	Measurement Amount	Average Maturity
Net Asset Value Per Share:				
Star Ohio	\$13,897,513	32 days	\$0	
Amortized Cost:				
Commercial Paper - Operating Fund	3,725,591	205 days	0	
Commercial Paper - Tax-Exempt Fund	5,389,857	68 days	0	
Total Amortized Cost	9,115,448		0	
Fair Value - Level One Inputs				
Money Market/Principal Cash	6,902,407	13-17 days	0	
Money Market Mutual Fund	0		8,972,307	n/a
Common and Convertible Preferred Stock	0		5,618,265	n/a
Exchange-Traded Funds	0		7,909,487	n/a
Total Fair Value - Level One Inputs	\$6,902,407		\$22,500,059	

(continued)

**Cleveland Public Library**  
**Cuyahoga County**  
*Notes to the Basic Financial Statements*  
*For Year Ended December 31, 2022*

Measurement/Investment:	Ohio Revised Code 135		Ohio Revised Code 2109	
	Measurement Amount	Average Maturity	Measurement Amount	Average Maturity
Fair Value - Level Two Inputs				
United States Treasury Notes				
Operating Fund	\$23,801,566	872 days	\$1,217,970	08/15/23-02/15/32
Tax-Exempt Fund	8,977,753	116 days	0	
Taxable Fund	3,874,785	187 days	0	
Corporate Bonds	0		799,667	09/15/23-02/03/32
Agency Bonds	0		402,511	08/24/23-11/01/52
Other Fixed Income Assets	0		9,100	7/25/2025
Negotiable Certificates of Deposit				
Operating Fund	6,148,586	572 days	0	
Municipal Bonds				
Operating Fund	320,973	121 days	0	
Federal Home Loan Bank Bonds				
Operating Fund	10,089,524	1,049 days	0	
Taxable Fund	735,824	593 days	0	
Federal National Mortgage Association Bonds				
Operating Fund	1,817,366	1,003 days	0	
Federal Home Loan Mortgage Corporation Bonds				
Operating Fund	6,904,370	737 days	0	
Federal Farm Credit Bank Bonds				
Operating Fund	10,333,789	976 days	0	
Taxable Fund	964,970	275 days	0	
Farmer Mac Bonds				
Operating Fund	445,040	1,152 days	0	
Taxable Fund	1,488,900	79 days	0	
Total Fair Value - Level Two Inputs	75,903,446		2,429,248	
Total Investments	\$105,818,814		\$24,929,307	

Investments are restricted by the provisions of the Ohio Revised Code. During 2022, investments of the cash management pool were limited to federal agency securities, municipal bonds, treasury notes, commercial paper, negotiable certificates of deposit, STAR Ohio, and a money market, with the exception of the Library's endowment monies. The endowment monies are able to invest in common and preferred stock as upheld by a 1975 Cuyahoga County Probate Court Order granting authority to invest. For these endowment monies, according to the Probate Court Order and a ruling from the Cuyahoga County Prosecutor, the Library may invest under *Ohio Revised Code* Sections 2109.37 and 2109.371. In addition to common and preferred stock, endowment monies are invested in corporate bonds, treasury notes, agency bonds, exchange-traded funds, other fixed income assets, and a money market/mutual fund.

**Cleveland Public Library**  
**Cuyahoga County**  
*Notes to the Basic Financial Statements*  
*For Year Ended December 31, 2022*

---

The Library categorizes its fair value measurements within the fair value hierarchy established by generally accepted accounting principles. The hierarchy is based on the valuation inputs used to measure the fair value of the asset. Level 1 inputs are quoted prices in active markets for identical assets. Level 2 inputs are significant other observable inputs. Level 3 inputs are significant unobservable inputs. The above chart identifies the Library's recurring fair value measurements as of December 31, 2022. The money market/principal cash, money market mutual fund, common and convertible preferred stock, and exchange-traded funds are valued using quoted market prices (Level 1 inputs). The Library's remaining investments, with the exception of STAR Ohio and commercial paper, are valued using methodologies that incorporate market inputs such as benchmark yields, reported trades, broker/dealer quotes, issuer spreads, two-sided markets, benchmark securities, bids, offers and reference data including market research publications. Market indicators and industry and economic events are also monitored, which could require the need to acquire further market data (Level 2 inputs).

**Interest Rate Risk** As a means of limiting its exposure to fair value losses caused by rising interest rates, the Library's investment policy requires that operating funds be invested primarily in investments so that securities mature to meet cash requirements for ongoing operations. The stated intent of the policy is to avoid the need to sell securities prior to maturity. To date, no investments have been purchased with a life greater than five years for the non-endowment funds.

**Credit Risk** The Federal Home Loan Bank Bonds, Federal National Mortgage Association Bonds, Federal Home Loan Mortgage Corporation Bonds, Federal Farm Credit Bank Bonds, Farmer Mac Bonds, and United States Treasury Notes all carry a rating of Aaa by Moody's Investors Service. The State of Ohio Municipal Bonds carry a rating of AA+ by Standard & Poor's, and Aa1 by Moody's Investors Service. The commercial paper carries ratings of A1+ or A-1 by Standard and Poor's, and P-1 by Moody's. STAR Ohio carries a rating of AAAM by Standard & Poor's. Ohio law requires that STAR Ohio maintain the highest rating provided by at least one nationally recognized standard rating service. The money market mutual fund accounts at PNC and Huntington Bank carry a rating of AAAM by Standard and Poor's. The money market accounts at US Bank carry a rating of AAAM by Standard and Poor's. Other money market/principal cash, the money market mutual fund, and the negotiable certificates of deposit are unrated. The corporate bonds carry ratings of Aaa through Baa1 by Moody's, with 10 of 70 unrated. The agency bonds carry ratings of Aaa by Moody's, with 26 of 29 unrated. The other fixed income assets carry a rating of Aaa by Moody's. The Library's investment policy states that credit risk will be minimized by (1) diversifying the portfolio so that potential losses on individual securities will be minimized; (2) ensuring that required, minimum credit quality ratings exist prior to the purchase of commercial paper and bankers acceptances; (3) maintaining adequate collateralization of certificates of deposit and other deposit accounts pursuant to the method as determined by the Fiscal Officer; and (4) pre-qualifying the financial institutions, broker/dealers, and advisers with which the Library does business.

**Concentration of Credit Risk** is defined by the Governmental Accounting Standards Board as having five percent or more invested in the securities of a single issuer. The Library's investment policy places no limit on the amount it may invest in any one issuer. The following are the Library's major investment holdings as of December 31, 2022:

**Cleveland Public Library**  
**Cuyahoga County**  
*Notes to the Basic Financial Statements*  
*For Year Ended December 31, 2022*

---

	Percentage of Investments
Money Market/Principal Cash	5.28%
Federal Home Loan Mortgage Corporation Bonds	5.28%
Exchange-Traded Funds	6.05%
Money Market Mutual Fund	6.86%
Commercial Paper	6.97%
Federal Home Loan Bank Bonds	8.28%
Federal Farm Credit Bank Bonds	8.64%
United States Treasury Notes	28.97%

**Custodial Credit Risk** For an investment, custodial credit risk is the risk that, in the event of the failure of the counterparty, the Library will not be able to recover the value of its investments or collateral securities that are in the possession of an outside party. The Federal Home Loan Bank Bonds, Federal National Mortgage Association Bonds, Federal Home Loan Mortgage Corporation Bonds, Federal Farm Credit Bank Bonds, Farmer Mac Bonds, municipal bonds, corporate bonds, commercial paper, United States Treasury Notes, negotiable certificates of deposit, other fixed income assets, and the various agency bonds are exposed to custodial credit risk in that they are uninsured, unregistered and held by the counterparty's trust department or agent but not in the Library's name. The Library has no investment policy dealing with investment custodial credit risk beyond the requirement in State statute that prohibits payment for investments prior to the delivery of the securities representing such investments to the Chief Financial Officer or qualified trustee. To mitigate such custodial risk, the Library has appointed a qualified trustee as provided for in *Ohio Revised Code* Section 135.37, a financial institution with trust powers in the State of Ohio as custodian for the separate safekeeping of investment assets. Securities owned by the Library are held by the Library's custodian and the records of the custodian identify the Library's securities in the custodian's monthly statement to the Library. Under no circumstances are the Library's investment assets held in safekeeping by a broker/dealer firm, or a firm acting on behalf of a broker/dealer firm.

**Note 8 - Property Taxes**

Property taxes include amounts levied against all real and public utility property located in the Library district. Property tax revenue received during 2022 for real and public utility property taxes represents collections of 2021 taxes.

The 2022 real property taxes are levied after October 1, 2022, on the assessed value as of January 1, 2022, the lien date. Assessed values are established by State law at 35 percent of appraised market value. The 2022 real property taxes are collected in and intended to finance 2023.

Real property taxes are payable annually or semi-annually. If paid annually, payment is due December 31; if paid semi-annually, the first payment is due December 31, with the remainder payable by June 20. Under certain circumstances, State statute permits later payment dates to be established.

Public utility tangible personal property currently is assessed at varying percentages of true value; public utility real property is assessed at 35 percent of true value. 2022 public utility property taxes which

**Cleveland Public Library**  
**Cuyahoga County**  
*Notes to the Basic Financial Statements*  
*For Year Ended December 31, 2022*

became a lien December 31, 2021, are levied after October 1, 2022, and are collected in 2023 with real property taxes.

The full tax rate for all Library operations for the year ended December 31, 2022, was \$8.80 per \$1,000 of assessed value. The assessed values of real and tangible personal property upon which 2022 property tax receipts were based are as follows:

Category	Assessed Value
Real Estate	
Residential/Agricultural/Other	\$2,860,216,260
Other Real Estate	2,534,848,870
Tangible Personal Property	
Public Utility	523,079,850
Total Assessed Values	\$5,918,144,980

The Cuyahoga County Fiscal Officer collects property taxes on behalf of all taxing districts in the County, including the Cleveland Public Library. The County Fiscal Officer periodically remits to the Library its portion of the taxes collected. Property taxes receivable represents real and public utility taxes and outstanding delinquencies which are measurable as of December 31, 2022, and for which there is an enforceable legal claim. In the general fund, the portion of the receivable not levied to finance 2022 operations is offset to deferred inflows of resources – property taxes. On the accrual basis, collectible delinquent property taxes have been recorded as a receivable and revenue while on the modified accrual basis the revenue has been reported as deferred inflows of resources – unavailable revenue.

***Tax Abatements***

For 2022, the Library’s property taxes were reduced by \$3,223,461 under various tax abatement agreements entered into by the City of Cleveland.

**Note 9 - Receivables**

Receivables at December 31, 2022, consisted of taxes, accounts (billings for user charged services), interest, and intergovernmental receivables. All receivables are deemed collectible in full. All receivables except for delinquent property taxes are expected to be collected within one year. Property taxes, although ultimately collectible, include some portion of delinquencies that will not be collected within one year.

The Library receives a substantial portion of its intergovernmental revenue from the Public Library Fund (PLF), (formerly the Library and Local Government Support fund or LLGSF), a State of Ohio fund based on a portion of the general revenues of Ohio as written in State law. The Cuyahoga County Budget Commission, consisting of the County Fiscal Officer, the County Executive and the County Prosecutor, allocate PLF monies to the nine library districts within Cuyahoga County, based on a determination of need. In 2022, the Library received 41.1843 percent of the Countywide total, or \$28,375,981.

**Cleveland Public Library**  
**Cuyahoga County**  
*Notes to the Basic Financial Statements*  
*For Year Ended December 31, 2022*

---

A summary of the principal items of intergovernmental receivables follows:

	<u>Amount</u>
PLF	\$13,939,103
Homestead and Rollback	1,223,811
CLEVNET	360,160
MyCom	72,209
Emergency Connectivity Funds	266,380
Medicare	<u>5</u>
Total	<u>\$15,861,668</u>

**Note 10 – Donor-Restricted Endowments**

The Library's permanent funds include donor-restricted endowments. The Net Position-Non-Expendable amounts of \$933,101 represent the principal portions of the endowments. The Net Position – Expendable amount of \$5,484,360 includes \$4,808,831 of the interest earnings on donor- restricted investments and is available for expenditure by the governing board, for purposes consistent with the endowment's intent. State law permits the governing board to appropriate, for purposes consistent with the endowment's intent, net appreciation, realized and unrealized, unless the endowment terms specify otherwise.

**Note 11 – Contingencies**

***Grants***

The Library receives financial assistance from federal and state agencies in the forms of grants. The disbursement of funds received under these programs generally requires compliance with terms and conditions specified in the grant agreements and are subject to audit by the grantor agencies. Any disallowed claims resulting from such audits could become a liability of the general fund or any other applicable funds. However, in the opinion of management, any such disallowed claims will not have a material adverse effect on the overall financial position of the Library.

***Litigation***

The Library was a party to one pending administrative claim and zero lawsuits as of December 31, 2022. The administrative claim has since been dismissed, and a lawsuit has been filed in the US District Court for the Northern District of Ohio. The ultimate disposition of the litigation is not now determinable, but will not, in the opinion of Library management, have a material adverse effect on the financial position of the Library.

**Cleveland Public Library**  
**Cuyahoga County**  
*Notes to the Basic Financial Statements*  
For Year Ended December 31, 2022

**Note 12 – Capital Assets**

A summary of changes in capital assets during 2022 follows:

	Balance 12/31/2021	Additions	Deletions	Balance 12/31/2022
<b>Governmental Activities</b>				
<i>Nondepreciable Capital Assets</i>				
Land	\$3,462,287	\$36,475	(\$97,041)	\$3,401,721
Construction in Progress	11,571,836	22,563,941	(2,304,448)	31,831,329
<i>Total Nondepreciable Capital Assets</i>	<u>15,034,123</u>	<u>22,600,416</u>	<u>(2,401,489)</u>	<u>35,233,050</u>
<i>Depreciable Capital Assets</i>				
Land Improvements	0	1,059,155	0	1,059,155
Buildings/Improvements	171,916,414	6,909,645	(649,286)	178,176,773
Furniture/Equipment	3,376,497	379,674	(47,728)	3,708,443
Computers	3,809,295	147,543	(335,384)	3,621,454
Software	2,285,308	0	0	2,285,308
Vehicles	434,716	0	0	434,716
Intangible Right to Use Lease - Buildings	1,118,565	0	0	1,118,565
Intangible Right to Use Lease - Equipment	403,629	0	0	403,629
Intangible Right to Use Lease - Vehicles	70,975	0	0	70,975
<i>Total Depreciable Capital Assets</i>	<u>183,415,399</u>	<u>8,496,017</u>	<u>(1,032,398)</u>	<u>190,879,018</u>
<i>Less Accumulated Depreciation and Amortization</i>				
Land Improvements	0	(5,749)	0	(5,749)
Buildings/Improvements	(100,597,883)	(3,634,207)	310,994	(103,921,096)
Furniture/Equipment	(2,837,226)	(191,996)	47,728	(2,981,494)
Computers	(3,577,774)	(114,137)	335,384	(3,356,527)
Software	(2,074,950)	(81,682)	0	(2,156,632)
Vehicles	(384,833)	(17,481)	0	(402,314)
Intangible Right to Use Lease - Buildings	0	(56,847)	0	(56,847)
Intangible Right to Use Lease - Equipment	0	(146,145)	0	(146,145)
Intangible Right to Use Lease - Vehicles	0	(13,472)	0	(13,472)
<i>Total Accumulated Depreciation and Amortization</i>	<u>(109,472,666)</u>	<u>(4,261,716) **</u>	<u>694,106</u>	<u>(113,040,276)</u>
<i>Total Depreciable Capital Assets, Net</i>	<u>73,942,733</u>	<u>4,234,301</u>	<u>(338,292)</u>	<u>77,838,742</u>
<i>Governmental Activities Capital Assets, Net</i>	<u>\$88,976,856</u>	<u>\$26,834,717</u>	<u>(\$2,739,781)</u>	<u>\$113,071,792</u>



**Cleveland Public Library**  
**Cuyahoga County**  
*Notes to the Basic Financial Statements*  
*For Year Ended December 31, 2022*

---

During 2022, the Library received building improvements housing the Community Innovation Center, which consists of 1,543 square feet at the Fulton Branch valued at \$398,270 in governmental activities.

The value of all right to use lease assets at the end of 2022 was \$1,593,169 with an accumulated amortization of \$216,464.

\* Depreciation and amortization expense was charged to governmental activities as follows:

Library Services:	
Public Service and Programs	\$3,554,748
Collection Development and Processing	277,299
Support Services:	
Facilities Operation and Maintenance	80,249
Information Services	301,596
Business Administration	47,824
Total	<u><u>\$4,261,716</u></u>

\*\* Of this amount, \$81,682 is presented as amortization expense on the Statement of Activities relating to the Library's intangible asset of purchased software which is included in the above table. Additionally, \$138,841 is presented as Information Services, \$56,847 as Public Service and Programs and \$20,776 as Facilities Operation and Maintenance expense on the Statement of Activities related to the Library's intangible assets of leased vehicles, a building, and equipment, which are included as Intangible Right-to-Use Leases. With the implementation of Governmental Accounting Standards Board Statement No. 87, *Leases*, a lease meeting the criteria of this statement requires the lessee to recognize the lease liability and an intangible right-to-use asset.

### **Note 13 - Risk Management**

The Library is exposed to various risks of loss related to torts; theft of, damage to, and destruction of assets; errors and omissions; injuries to employees and natural disasters. The Library maintains a variety of insurance policies, including coverage for automobiles and equipment, general liability, public officials, property, boilers and machinery as indicated in the table below. The general liability coverage is \$1 million with excess umbrella coverage of an additional \$10 million. Settled claims have not exceeded this commercial coverage in any of the past three years and there has not been a significant reduction in the coverage from the prior year.

**Cleveland Public Library**  
**Cuyahoga County**  
*Notes to the Basic Financial Statements*  
*For Year Ended December 31, 2022*

Company / Type	Deductible	Coverage
Affiliated FM Insurance Company		
Property, Boiler & Machinery	\$10,000/\$100,000	\$500,000,000
Flood/Earthquake	\$100,000	\$100,000,000/\$200,000,000
Liberty Mutual Insurance Company		
Umbrella Liability	\$0	\$10,000,000
General Liability	\$0	\$1,000,000/\$2,000,000
Law Enforcement Professional and Abuse and Molestation Liability	\$2,500	\$1,000,000
Automobile Liability	\$500/\$1,000	\$1,000,000
Uninsured/Underinsured	\$0	\$100,000
Travelers Insurance Company		
Crime	\$500/\$10,000	\$2,000,000/\$1,000,000/\$100,000
Inland Marine (Fine Arts Collection)	\$5,000	\$2,299,460/\$100,000
Chubb		
Public Officials/Employment Practices Liability	\$50,000	\$2,000,000
North American Capacity Insurance Co.		
Cyber Liability	\$30,000	\$1,000,000/\$2,000,000

Workers' compensation is provided by the State. The Library pays the State Workers' Compensation system a premium based on a rate per \$100 of salaries. This rate is calculated based on accident history and administrative costs.

The Library provides medical, dental, and vision insurance on a paid premium basis. Other employee benefits include life insurance, short-term disability insurance and an IRC Section 125 flexible benefit plan.

**Note 14 – Defined Benefit Pension Plans**

The Statewide retirement systems provide both pension benefits and other postemployment benefits (OPEB).

***Net Pension Liability (Asset)/Net OPEB Asset***

The net pension liability (asset) and the net OPEB asset reported on the statement of net position represent liabilities to employees for pensions and OPEB, respectively. Pensions/OPEB are a component of exchange transactions—between an employer and its employees—of salaries and benefits for employee services. Pensions/OPEB are provided to an employee—on a deferred-payment basis—as part of the total compensation package offered by an employer for employee services each financial period. The obligation to sacrifice resources for pensions is a present obligation because it was created as a result of employment exchanges that already have occurred.

The net pension/OPEB liability (asset) represent the Library's proportionate share of each pension/OPEB plan's collective actuarial present value of projected benefit payments attributable to past periods of service, net of each pension/OPEB plan's fiduciary net position. The net pension/OPEB

**Cleveland Public Library**  
**Cuyahoga County**  
*Notes to the Basic Financial Statements*  
*For Year Ended December 31, 2022*

---

liability (asset) calculation is dependent on critical long-term variables, including estimated average life expectancies, earnings on investments, cost of living adjustments and others. While these estimates use the best information available, unknowable future events require adjusting these estimates annually.

The Ohio Revised Code limits the Library's obligation for this liability to annually required payments. The Library cannot control benefit terms or the manner in which pensions are financed; however, the Library does receive the benefit of employees' services in exchange for compensation including pension and OPEB.

GASB 68/75 assumes the liability is solely the obligation of the employer, because (1) they benefit from employee services; and (2) State statute requires funding to come from these employers. All pension contributions to date have come solely from these employers (which also includes pension costs paid in the form of withholdings from employees). The retirement systems may allocate a portion of the employer contributions to provide for these OPEB benefits. In addition, health care plan enrollees pay a portion of the health care costs in the form of a monthly premium. State statute requires the retirement systems to amortize unfunded pension liabilities within 30 years. If the pension amortization period exceeds 30 years, each retirement system's board must propose corrective action to the State legislature. Any resulting legislative change to benefits or funding could significantly affect the net pension/OPEB liability (asset). Resulting adjustments to the net pension/OPEB liability (asset) would be effective when the changes are legally enforceable. The Ohio revised Code permits, but does not require the retirement systems to provide healthcare to eligible benefit recipients.

The proportionate share of each plan's unfunded benefits is presented as a *net pension/OPEB asset* or a long-term *net pension liability* on the accrual basis of accounting. Any liability for the contractually-required pension/OPEB contribution outstanding at the end of the year is included in *intergovernmental payable* on both the accrual and modified accrual bases of accounting. The remainder of this note includes the required pension disclosures. See Note 15 for the required OPEB disclosures.

***Plan Description – Ohio Public Employees Retirement System (OPERS)***

Library Employees participate in the Ohio Public Employees Retirement System (OPERS). OPERS administers three separate pension plans. The traditional pension plan is a cost-sharing, multiple-employer defined benefit pension plan. The member-directed plan is a defined contribution plan and the combined plan is a combination cost-sharing, multiple-employer defined benefit/defined contribution pension plan.

OPERS provides retirement, disability, survivor and death benefits, and annual cost of living adjustments to members of the traditional and combined plans. Authority to establish and amend benefits is provided by Chapter 145 of the Ohio Revised Code. OPERS issues a stand-alone financial report that includes financial statements, required supplementary information and detailed information about OPERS' fiduciary net position that may be obtained by visiting <https://www.opers.org/financial/reports.shtml>, by writing to the Ohio Public Employees Retirement System, 277 East Town Street, Columbus, Ohio 43215-4642, or by calling 800-222-7377.

Senate Bill (SB) 343 was enacted into law with an effective date of January 7, 2013. In the legislation, members in the traditional and combined plans were categorized into three groups with varying provisions of the law applicable to each group. The following table provides age and service

**Cleveland Public Library**  
**Cuyahoga County**  
*Notes to the Basic Financial Statements*  
*For Year Ended December 31, 2022*

requirements for retirement and the retirement formula applied to final average salary (FAS) for the three member groups under the traditional and combined plans as per the reduced benefits adopted by SB 343 (see OPERS Annual Comprehensive Financial Report referenced above for additional information, including requirements for reduced and unreduced benefits):

<b>Group A</b>	<b>Group B</b>	<b>Group C</b>
Eligible to retire prior to January 7, 2013 or five years after January 7, 2013	20 years of service credit prior to January 7, 2013 or eligible to retire ten years after January 7, 2013	Members not in other Groups and members hired on or after January 7, 2013
<b>State and Local</b>	<b>State and Local</b>	<b>State and Local</b>
<b>Age and Service Requirements:</b> Age 60 with 60 months of service credit or Age 55 with 25 years of service credit	<b>Age and Service Requirements:</b> Age 60 with 60 months of service credit or Age 55 with 25 years of service credit	<b>Age and Service Requirements:</b> Age 57 with 25 years of service credit or Age 62 with 5 years of service credit
<b>Traditional Plan Formula:</b> 2.2% of FAS multiplied by years of service for the first 30 years and 2.5% for service years in excess of 30	<b>Traditional Plan Formula:</b> 2.2% of FAS multiplied by years of service for the first 30 years and 2.5% for service years in excess of 30	<b>Traditional Plan Formula:</b> 2.2% of FAS multiplied by years of service for the first 35 years and 2.5% for service years in excess of 35
<b>Combined Plan Formula:</b> 1% of FAS multiplied by years of service for the first 30 years and 1.25% for service years in excess of 30	<b>Combined Plan Formula:</b> 1% of FAS multiplied by years of service for the first 30 years and 1.25% for service years in excess of 30	<b>Combined Plan Formula:</b> 1% of FAS multiplied by years of service for the first 35 years and 1.25% for service years in excess of 35

Final Average Salary (FAS) represents the average of the three highest years of earnings over a member's career for Groups A and B. Group C is based on the average of the five highest years of earnings over a member's career.

Members who retire before meeting the age and years of service credit requirement for unreduced benefits receive a percentage reduction in the benefit amount. The amount of a member's pension benefit vests upon receipt of the initial benefit payment.

When a traditional plan benefit recipient has received benefits for 12 months, the member is eligible for an annual cost of living adjustment (COLA). This COLA is calculated on the base retirement benefit at the date of retirement and is not compounded. Members retiring under the combined plan receive a cost-of-living adjustment on the defined benefit portion of their pension benefit. For those who retired prior to January 7, 2013, the cost-of-living adjustment is 3 percent. For those retiring on or after January 7, 2013, beginning in calendar year 2019, the adjustment is based on the average percentage increase in the Consumer Price Index, capped at 3 percent.

Defined contribution plan benefits are established in the plan documents, which may be amended by the Board. Member-directed plan and combined plan members who have met the retirement eligibility requirements may apply for retirement benefits. The amount available for defined contribution benefits in the combined plan consists of the member's contributions plus or minus the investment gains or losses resulting from the member's investment selections. Combined plan members wishing to receive benefits must meet the requirements for both the defined benefit and defined contribution plans. Member-directed participants must have attained the age of 55, have money on deposit in the defined contribution plan and have terminated public service to apply for retirement benefits. The amount available for defined contribution benefits in the member-directed plan consists of the members' contributions, vested

**Cleveland Public Library**  
**Cuyahoga County**  
*Notes to the Basic Financial Statements*  
*For Year Ended December 31, 2022*

employer contributions and investment gains or losses resulting from the members' investment selections. Employer contributions and associated investment earnings vest over a five-year period, at a rate of 20 percent each year. At retirement, members may select one of several distribution options for payment of the vested balance in their individual OPERS accounts. Options include the annuitization of the benefit (which includes joint and survivor options), partial lump-sum payments (subject to limitations), a rollover of the vested account balance to another financial institution, receipt of entire account balance, net of taxes withheld, or a combination of these options. When members choose to annuitize their defined contribution benefit, the annuitized portion of the benefit is reclassified to a defined benefit.

Effective January 1, 2022, the Combined Plan is no longer available for member selection.

Funding Policy - The Ohio Revised Code (ORC) provides statutory authority for member and employer contributions as follows:

	State and Local
<b>2022 Statutory Maximum Contribution Rates</b>	
Employer	14.0 %
Employee *	10.0 %
 <b>2022 Actual Contribution Rates</b>	
Employer:	
Pension **	14.0 %
Post-employment Health Care Benefits **	0.0
Total Employer	14.0 %
Employee	10.0 %

\* Member contributions within the combined plan are not used to fund the defined benefit retirement allowance.

\*\* These pension and employer health care rates are for the traditional and combined plans. The employer contributions rate for the member-directed plan is allocated 4 percent for health care with the remainder going to pension.

Employer contribution rates are actuarially determined and are expressed as a percentage of covered payroll.

For 2022, The Library's contractually required contribution was \$4,125,208 for the traditional plan, \$110,868 for the combined plan and \$86,926 for the member-directed plan. Of these amounts, \$455,525 is reported as an intergovernmental payable for the traditional plan, \$12,222 for the combined plan, and \$13,425 for the member-directed plan.

**Cleveland Public Library**  
**Cuyahoga County**  
*Notes to the Basic Financial Statements*  
*For Year Ended December 31, 2022*

***Pension Liabilities, Pension Expense, and Deferred Outflows of Resources and Deferred Inflows of Resources Related to Pensions***

The net pension liability (asset) for OPERS was measured as of December 31, 2021, and the total pension liability used to calculate the net pension liability (asset) was determined by an actuarial valuation as of that date. The Library's proportion of the net pension liability (asset) was based on the Library's share of contributions to the pension plan relative to the contributions of all participating entities. Following is information related to the proportionate share and pension expense of the Library's defined benefit pension plans:

	<u>OPERS Traditional Plan</u>	<u>OPERS Combined Plan</u>	<u>Total</u>
Proportion of the Net Pension Liability/Asset:			
Current Measurement Date	0.194277%	0.170074%	
Prior Measurement Date	<u>0.189961%</u>	<u>0.160455%</u>	
Change in Proportionate Share	<u>0.004316%</u>	<u>0.009619%</u>	
Proportionate Share of the:			
Net Pension Liability	\$16,902,884	\$0	\$16,902,884
Net Pension Asset	0	670,100	670,100
Pension Expense	(4,034,282)	(25,187)	(4,059,469)

2022 pension expense for the member-directed defined contribution plan was \$86,926. The aggregate pension expense for all pension plans was (\$3,972,543) for 2022.

At December 31, 2022, the Library reported deferred outflows of resources and deferred inflows of resources related to defined benefit pensions from the following sources:

**Cleveland Public Library**  
**Cuyahoga County**  
*Notes to the Basic Financial Statements*  
*For Year Ended December 31, 2022*

	OPERS Traditional Plan	OPERS Combined Plan	Total
<b>Deferred Outflows of Resources</b>			
Differences between expected and actual experience	\$861,684	\$4,157	\$865,841
Changes of assumptions	2,113,688	33,674	2,147,362
Changes in proportion and differences between Library contributions and proportionate share of contributions	534,067	22,500	556,567
Library contributions subsequent to the measurement date	<u>4,125,208</u>	<u>110,868</u>	<u>4,236,076</u>
Total Deferred Outflows of Resources	<u>\$7,634,647</u>	<u>\$171,199</u>	<u>\$7,805,846</u>
<b>Deferred Inflows of Resources</b>			
Differences between expected and actual experience	\$370,722	\$74,948	\$445,670
Net difference between projected and actual earnings on pension plan investments	20,105,367	143,659	20,249,026
Changes in proportion and differences between Library contributions and proportionate share of contributions	<u>702,457</u>	<u>22,399</u>	<u>724,856</u>
Total Deferred Inflows of Resources	<u>\$21,178,546</u>	<u>\$241,006</u>	<u>\$21,419,552</u>

\$4,236,076 reported as deferred outflows of resources related to pension resulting from Library contributions subsequent to the measurement date will be recognized as a reduction of the net pension liability or increase to the net pension asset in 2023. Other amounts reported as deferred outflows of resources and deferred inflows of resources related to pension will be recognized in pension expense as follows:

	OPERS Traditional Plan	OPERS Combined Plan	Total
Year Ending December 31:			
2023	(\$2,980,757)	(\$43,853)	(\$3,024,610)
2024	(6,762,468)	(60,694)	(6,823,162)
2025	(4,727,585)	(39,748)	(4,767,333)
2026	(3,198,297)	(29,335)	(3,227,632)
2027	0	(2,993)	(2,993)
Thereafter	<u>0</u>	<u>(4,052)</u>	<u>(4,052)</u>
Total	<u>(\$17,669,107)</u>	<u>(\$180,675)</u>	<u>(\$17,849,782)</u>

**Cleveland Public Library**  
**Cuyahoga County**  
*Notes to the Basic Financial Statements*  
*For Year Ended December 31, 2022*

***Actuarial Assumptions - OPERS***

Actuarial valuations of an ongoing plan involve estimates of the values of reported amounts and assumptions about the probability of occurrence of events far into the future. Examples include assumptions about future employment, mortality, and cost trends. Actuarially determined amounts are subject to continual review or modification as actual results are compared with past expectations and new estimates are made about the future.

Projections of benefits for financial reporting purposes are based on the substantive plan (the plan as understood by the employers and plan members) and include the types of benefits provided at the time of each valuation. The total pension liability was determined by an actuarial valuation as of December 31, 2021, using the following key actuarial assumptions and methods applied to all periods included in the measurement in accordance with the requirements of GASB 67. In 2021, the Board's actuarial consultants conducted an experience study for the period 2016 through 2020, comparing assumptions to actual results. The experience study incorporates both a historical review and forward-looking projections to determine the appropriate set of assumptions to keep the plan on a path toward full funding. Information from this study led to changes in both demographic and economic assumptions, with the most notable being a reduction in the actuarially assumed rate of return from 7.2 percent down to 6.9 percent, for the defined benefit investments. Key actuarial assumptions and methods used in the latest actuarial valuation, prepared as of December 31, 2021, reflecting experience study results, are presented below:

	<u>OPERS Traditional Plan</u>	<u>OPERS Combined Plan</u>
Wage Inflation	2.75 percent	2.75 percent
Future Salary Increases, including inflation	2.75 to 10.75 percent including wage inflation	2.75 to 8.25 percent including wage inflation
COLA or Ad Hoc COLA:		
Pre-January 7, 2013 Retirees	3 percent, simple	3 percent, simple
Post-January 7, 2013 Retirees	3.0 percent, simple through 2022, then 2.05 percent, simple	3.0 percent, simple through 2022, then 2.05 percent, simple
Investment Rate of Return	6.9 percent	6.9 percent
Actuarial Cost Method	Individual Entry Age	Individual Entry Age

Key actuarial assumptions and methods used in the prior actuarial valuation, prepared as of December 31, 2020, are presented below:



**Cleveland Public Library**  
**Cuyahoga County**  
*Notes to the Basic Financial Statements*  
*For Year Ended December 31, 2022*

	OPERS Traditional Plan	OPERS Combined Plan
Wage Inflation	3.25 percent	3.25 percent
Future Salary Increases, including inflation	3.25 to 10.75 percent including wage inflation	3.25 to 8.25 percent including wage inflation
COLA or Ad Hoc COLA:		
Pre-January 7, 2013 Retirees	3.0 percent, simple	3.0 percent, simple
Post-January 7, 2013 Retirees	0.5 percent, simple through 2021, then 2.15 percent, simple	0.5 percent, simple through 2021, then 2.15 percent, simple
Investment Rate of Return	7.2 percent	7.2 percent
Actuarial Cost Method	Individual Entry Age	Individual Entry Age

For 2021, pre-retirement mortality rates are based on 130 percent of the Pub-2010 General Employee Mortality tables (males and females) for State and Local Government divisions and 170 percent of the Pub-2010 Safety Employee Mortality tables (males and females) for the Public Safety and Law Enforcement divisions. Post-retirement mortality rates are based on 115 percent of the PubG-2010 Retiree Mortality Tables (males and females) for all divisions. Post-retirement mortality rates for disabled retirees are based on the PubNS-2010 Disabled Retiree Mortality Tables (males and females) for all divisions. For all the previously described tables, the base year is 2010 and mortality rates for a particular calendar year are determined by applying the MP-2020 mortality improvement scales (males and females) to all these tables.

For 2020, pre-retirement mortality rates are based on the RP-2014 Employees mortality table for males and females, adjusted for mortality improvement back to the observation period base year of 2006. The base year for males and females was then established to be 2015 and 2010, respectively. Post-retirement mortality rates are based on the RP-2014 Healthy Annuitant mortality table for males and females, adjusted for mortality improvement back to the observation period base year of 2006. The base year for males and females was then established to be 2015 and 2010, respectively. Post-retirement mortality rates for disabled retirees are based on the RP-2014 Disabled mortality table for males and females, adjusted for mortality improvement back to the observation period base year of 2006. The base year for males and females was then established to be 2015 and 2010, respectively. Mortality rates for a particular calendar year are determined by applying the MP-2015 mortality improvement scale to all the above-described tables.

The most recent experience study was completed for the five-year period ended December 31, 2020.

During 2021, OPERS managed investments in three investment portfolios: the Defined Benefit portfolio, the Health Care portfolio, and the Defined Contribution portfolio. The Defined Benefit portfolio contains the investment assets for the Traditional Pension Plan, the defined benefit component of the Combined Plan and the annuitized accounts of the Member-Directed Plan. Within the Defined Benefit portfolio contributions into the plans are all recorded at the same time, and benefit payments all occur on the first of the month. Accordingly, the money-weighted rate of return is considered to be the same for all plans within the portfolio. The annual money-weighted rate of return expressing investment performance, net of investment expenses and adjusted for the changing amounts actually invested, for the Defined Benefit portfolio was 15.3 percent for 2021.

**Cleveland Public Library**  
**Cuyahoga County**  
*Notes to the Basic Financial Statements*  
*For Year Ended December 31, 2022*

The allocation of investment assets with the Defined Benefit portfolio is approved by the Board of Trustees as outlined in the annual investment plan. Plan assets are managed on a total return basis with a long-term objective of achieving and maintaining a fully funded status for the benefits provided through the defined benefit pension plans. The long-term expected rate of return on defined benefit investment assets was determined using a building-block method in which best-estimate ranges of expected future real rates of return are developed for each major asset class. These ranges are combined to produce the long-term expected real rate of return by weighting the expected future real rates of return by the target asset allocation percentage, adjusted for inflation. Best estimates of arithmetic real rates of return were provided by the Board's investment consultant. For each major asset class that is included in the Defined Benefit portfolio's target asset allocation as of December 31, 2021, these best estimates are summarized in the following table:

<u>Asset Class</u>	<u>Target Allocation</u>	<u>Weighted Average Long-Term Expected Real Rate of Return (Arithmetic)</u>
Fixed Income	24.00 %	1.03 %
Domestic Equities	21.00	3.78
Real Estate	11.00	3.66
Private Equity	12.00	7.43
International Equities	23.00	4.88
Risk Parity	5.00	2.92
Other investments	4.00	2.85
Total	<u>100.00 %</u>	<u>4.21 %</u>

**Discount Rate** The discount rate used to measure the total pension liability for the current year was 6.9 percent for the traditional plan and the combined plan. The discount rate for the prior year was 7.2 percent. The projection of cash flows used to determine the discount rate assumed that contributions from plan members and those of the contributing employers are made at the contractually required rates, as actuarially determined. Based on those assumptions, the pension plan's fiduciary net position was projected to be available to make all projected future benefits payments of current plan members. Therefore, the long-term expected rate of return on pension plan investments for the traditional pension plan, combined plan and member-directed plan was applied to all periods of projected benefit payments to determine the total pension liability.

**Sensitivity of the Library's Proportionate Share of the Net Pension Liability (Asset) to Changes in the Discount Rate** The following table presents the Library's proportionate share of the net pension liability (asset) calculated using the current period discount rate assumption of 6.9 percent, as well as what the Library's proportionate share of the net pension liability (asset) would be if it were calculated using a discount rate that is one-percentage-point lower (5.9 percent) or one-percentage-point higher (7.9 percent) than the current rate:

**Cleveland Public Library**  
**Cuyahoga County**  
*Notes to the Basic Financial Statements*  
*For Year Ended December 31, 2022*

	1% Decrease (5.90%)	Discount Rate (6.90%)	1% Increase (7.90%)
<b>Library's proportionate share of the net pension liability (asset)</b>			
OPERS Traditional Plan	\$44,565,201	\$16,902,884	(\$6,115,840)
OPERS Combined Plan	(500,018)	(670,100)	(802,749)

**Note 15 – Defined Benefit OPEB Plans**

See Note 14 for a description of the net OPEB asset.

***Plan Description - Ohio Public Employees Retirement System (OPERS)***

The Ohio Public Employees Retirement System (OPERS) administers three separate pension plans: the traditional pension plan, a cost-sharing, multiple-employer defined benefit pension plan; the member-directed plan, a defined contribution plan; and the combined plan, a cost-sharing, multiple-employer defined benefit pension plan that has elements of both a defined benefit and defined contribution plan.

OPERS maintains a cost-sharing, multiple-employer defined benefit post-employment health care trust, which funds multiple health care plans including medical coverage, prescription drug coverage and deposits to a Health Reimbursement Arrangement (HRA) to qualifying benefit recipients of both the traditional pension and the combined plans. Currently, Medicare-eligible retirees are able to select medical and prescription drug plans from a range of options and may elect optional vision and dental plans. Retirees and eligible dependents enrolled in Medicare Parts A and B have the option to enroll in a Medicare supplemental plan with the assistance of the OPERS Medicare Connector. The OPERS Medicare Connector is a relationship with a vendor selected by OPERS to assist retirees, spouses and dependents with selecting a medical and pharmacy plan. Monthly allowances, based on years of service and the age at which the retiree first enrolled in OPERS coverage, are deposited into an HRA. For non-Medicare retirees and eligible dependents, OPERS sponsors medical and prescription coverage through a professionally managed self-insured plan. An allowance to offset a portion of the monthly premium is offered to retirees and eligible dependents. The allowance is based on the retiree's years of service and age when they first enrolled in OPERS coverage.

OPERS provides a monthly allowance for health care coverage for eligible retirees and their eligible dependents. The base allowance is determined by OPERS. For those retiring on or after January 1, 2015, the allowance has been determined by applying a percentage to the base allowance. The percentage applied is based on years of qualifying service credit and age when the retiree first enrolled in OPERS health care. Monthly allowances range between 51 percent and 90 percent of the base allowance. Those who retired prior to January 1, 2015, will have an allowance of at least 75 percent of the base allowance.

The health care trust is also used to fund health care for member-directed plan participants, in the form of a Retiree Medical Account (RMA). At retirement or separation, member directed plan participants may be eligible for reimbursement of qualified medical expenses from their vested RMA balance.

Effective January 1, 2022, OPERS discontinued the group plans currently offered to non-Medicare retirees and re-employed retirees. Instead, eligible non-Medicare retirees will select an individual

**Cleveland Public Library**  
**Cuyahoga County**  
*Notes to the Basic Financial Statements*  
*For Year Ended December 31, 2022*

---

medical plan. OPERS will provide a subsidy or allowance via an HRA allowance to those retirees who meet health care eligibility requirements. Retirees will be able to seek reimbursement for plan premiums and other qualified medical expenses.

In order to qualify for postemployment health care coverage, age and service retirees under the traditional pension and combined plans must have twenty or more years of qualifying Ohio service credit with a minimum age of 60. Members in Group A are eligible for coverage at any age with 30 or more years of qualifying service. Members in Group B are eligible at any age with 32 years of qualifying service, or at age 52 with 31 years of qualifying service. Members in Group C are eligible for coverage with 32 years of qualifying service and a minimum age of 55. Current retirees eligible (or who became eligible prior to January 1, 2022) to participate in the OPERS health care program will continue to be eligible after January 1, 2022. Eligibility requirements change for those retiring after January 1, 2022, with differing eligibility requirements for Medicare retirees and non-Medicare retirees. The health care coverage provided by OPERS meets the definition of an Other Post Employment Benefit (OPEB) as described in GASB Statement 75. See OPERS' Annual Comprehensive Financial Report referenced below for additional information.

The Ohio Revised Code permits, but does not require, OPERS to provide health care to its eligible benefit recipients. Authority to establish and amend health care coverage is provided to the Board in Chapter 145 of the Ohio Revised Code.

Disclosures for the health care plan are presented separately in the OPERS financial report. Interested parties may obtain a copy by visiting <https://www.opers.org/financial/reports.shtml>, by writing to OPERS, 277 East Town Street, Columbus, Ohio 43215-4642, or by calling (614) 222-5601 or 800-222-7377.

Funding Policy - The Ohio Revised Code provides the statutory authority allowing public employers to fund postemployment health care through their contributions to OPERS. When funding is approved by OPERS Board of Trustees, a portion of each employer's contribution to OPERS is set aside to fund OPERS health care plans. Beginning in 2018, OPERS no longer allocated a portion of its employer contributions to health care for the traditional plan and the combined plan.

Employer contribution rates are expressed as a percentage of the earnable salary of active members. In 2022, state and local employers contributed at a rate of 14.0 percent of earnable salary. These are the maximum employer contribution rates permitted by the Ohio Revised Code. Active member contributions do not fund health care.

Each year, the OPERS Board determines the portion of the employer contribution rate that will be set aside to fund health care plans. For 2022, OPERS did not allocate any employer contribution to health care for members in the Traditional Pension Plan and Combined Plan. The OPERS Board is also authorized to establish rules for the retiree or their surviving beneficiaries to pay a portion of the health care provided. Payment amounts vary depending on the number of covered dependents and the coverage selected. The employer contribution as a percentage of covered payroll deposited into the RMA for participants in the member-directed plan for 2022 was 4.0 percent.

**Cleveland Public Library**  
**Cuyahoga County**  
*Notes to the Basic Financial Statements*  
*For Year Ended December 31, 2022*

Employer contribution rates are actuarially determined and are expressed as a percentage of covered payroll. The Library's contractually required contribution was \$34,770 for 2022. Of this amount, \$3,836 is reported as an intergovernmental payable.

***OPEB Liabilities, OPEB Expense, and Deferred Outflows of Resources and Deferred Inflows of Resources Related to OPEB***

The net OPEB asset and total OPEB liability for OPERS were determined by an actuarial valuation as of December 31, 2020, rolled forward to the measurement date of December 31, 2021, by incorporating the expected value of health care cost accruals, the actual health care payment, and interest accruals during the year. The Library's proportion of the net OPEB asset was based on the Library's share of contributions to the retirement plan relative to the contributions of all participating entities. Following is information related to the proportionate share and OPEB expense:

	OPERS
Proportion of the Net OPEB Liability:	
Current Measurement Date	0.190836%
Prior Measurement Date	0.186511%
Change in Proportionate Share	0.004325%
Proportionate Share of the Net OPEB Asset	\$5,977,276
OPEB Expense	(\$5,885,465)

At December 31, 2022, the Library reported deferred outflows of resources and deferred inflows of resources related to OPEB from the following sources:

	OPERS
<b>Deferred Outflows of Resources</b>	
Changes in proportion and differences between Library contributions and proportionate share of contributions	\$72,766
Library contributions subsequent to the measurement date	34,770
Total Deferred Outflows of Resources	\$107,536
<b>Deferred Inflows of Resources</b>	
Differences between expected and actual experience	\$906,661
Changes of assumptions	2,419,533
Net difference between projected and actual earnings on OPEB plan investments	2,849,543
Changes in proportion and differences between Library contributions and proportionate share of contributions	471,141
Total Deferred Inflows of Resources	\$6,646,878

**Cleveland Public Library**  
**Cuyahoga County**  
*Notes to the Basic Financial Statements*  
*For Year Ended December 31, 2022*

\$34,770 reported as deferred outflows of resources related to OPEB resulting from Library contributions subsequent to the measurement date will be recognized as an increase to the net pension asset in 2023. Other amounts reported as deferred outflows of resources and deferred inflows of resources related to OPEB will be recognized in OPEB expense as follows:

	OPERS
Year Ending December 31:	
2023	(\$4,242,767)
2024	(1,299,495)
2025	(622,611)
2026	(409,239)
Total	(\$6,574,112)

***Actuarial Assumptions - OPERS***

Actuarial valuations of an ongoing plan involve estimates of the values of reported amounts and assumptions about the probability of occurrence of events far into the future. Examples include assumptions about future employment, mortality, and cost trends. Actuarially determined amounts are subject to continual review or modification as actual results are compared with past expectations and new estimates are made about the future.

Projections of health care costs for financial reporting purposes are based on the substantive plan (the plan as understood by the employers and plan members) and include the types of coverage provided at the time of each valuation and the historical pattern of sharing of costs between OPERS and plan members. In 2021, the Board's actuarial consultants conducted an experience study for the period 2016 through 2020, comparing historical assumptions to actual results. The experience study incorporates both a historical review and forward-looking projections to determine the appropriate set of assumptions to keep the plan on a path toward full funding. Information from this study led to changes in both demographic and economic assumptions. The actuarial valuation used for 2021 compared to those used for 2020 are as follows:

	December 31, 2021	December 31, 2020
Wage Inflation	2.75 percent	3.25 percent
Projected Salary Increases,	2.75 to 10.75 percent	3.25 to 10.75 percent
	including wage inflation	including wage inflation
Single Discount Rate	6.00 percent	6.00 percent
Investment Rate of Return	6.00 percent	6.00 percent
Municipal Bond Rate	1.84 percent	2.00 percent
Health Care Cost Trend Rate	5.5 percent, initial	8.5 percent, initial
	3.50 percent, ultimate in 2034	3.50 percent, ultimate in 2035
Actuarial Cost Method	Individual Entry Age	Individual Entry Age

**Cleveland Public Library**  
**Cuyahoga County**  
*Notes to the Basic Financial Statements*  
*For Year Ended December 31, 2022*

---

For 2021, pre-retirement mortality rates are based on 130 percent of the Pub-2010 General Employee Mortality tables (males and females) for State and Local Government divisions and 170 percent of the Pub-2010 Safety Employee Mortality tables (males and females) for the Public Safety and Law Enforcement divisions. Post-retirement mortality rates are based on 115 percent of the PubG-2010 Retiree Mortality Tables (males and females) for all divisions. Post-retirement mortality rates for disabled retirees are based on the PubNS-2010 Disabled Retiree Mortality Tables (males and females) for all divisions. For all the previously described tables, the base year is 2010 and mortality rates for a particular calendar year are determined by applying the MP-2020 mortality improvement scales (males and females) to all these tables.

For 2020, pre-retirement mortality rates are based on the RP-2014 Employees mortality table for males and females, adjusted for mortality improvement back to the observation period base year of 2006. The base year for males and females was then established to be 2015 and 2010, respectively. Post-retirement mortality rates are based on the RP-2014 Healthy Annuitant mortality table for males and females, adjusted for mortality improvement back to the observation period base year of 2006. The base year for males and females was then established to be 2015 and 2010, respectively. Post-retirement mortality rates for disabled retirees are based on the RP-2014 Disabled mortality table for males and females, adjusted for mortality improvement back to the observation period base year of 2006. The base year for males and females was then established to be 2015 and 2010, respectively. Mortality rates for a particular calendar year are determined by applying the MP-2015 mortality improvement scale to all the above-described tables.

The most recent experience study was completed for the five-year period ended December 31, 2020.

During 2021, OPERS managed investments in three investment portfolios: the Defined Benefit portfolio, the Health Care portfolio and the Defined Contribution portfolio. The Health Care portfolio includes the assets for health care expenses for the Traditional Pension Plan, Combined Plan and Member-Directed Plan eligible members. Within the Health Care portfolio, if any contributions are made into the plans, the contributions are assumed to be received continuously throughout the year based on the actual payroll payable at the time contributions are made. Health care-related payments are assumed to occur mid-year. Accordingly, the money-weighted rate of return is considered to be the same for all plans within the portfolio. The annual money-weighted rate of return expressing investment performance, net of investment expenses and adjusted for the changing amounts actually invested, for the Health Care portfolio was 14.3 percent for 2021.

The allocation of investment assets within the Health Care portfolio is approved by the Board of Trustees as outlined in the annual investment plan. Assets are managed on a total return basis with a long-term objective of continuing to offer a sustainable health care program for current and future retirees. OPERS' primary goal is to achieve and maintain a fully funded status for the benefits provided through the defined pension plans. Health care is a discretionary benefit. The long-term expected rate of return on health care investment assets was determined using a building-block method in which best-estimate ranges of expected future rates of return are developed for each major asset class. These ranges are combined to produce the long-term expected rate of return by weighting the expected future rates of return by the target asset allocation percentage, adjusted for inflation. Best estimates of geometric rates of return were provided by the Board's investment consultant. For each major asset class that is included in the Health Care's portfolio's target asset allocation as of December 31, 2021, these best estimates are summarized in the following table:

**Cleveland Public Library**  
**Cuyahoga County**  
*Notes to the Basic Financial Statements*  
*For Year Ended December 31, 2022*

Asset Class	Target Allocation	Weighted Average Long-Term Expected Real Rate of Return (Geometric)
Fixed Income	34.00%	0.91%
Domestic Equities	25.00	3.78
Real Estate Investment Trust	7.00	3.71
International Equities	25.00	4.88
Risk Parity	2.00	2.92
Other investments	7.00	1.93
<b>Total</b>	<b>100.00%</b>	<b>3.45%</b>

**Discount Rate** A single discount rate of 6.0 percent was used to measure the OPEB liability on the measurement date of December 31, 2021. Projected benefit payments are required to be discounted to their actuarial present value using a single discount rate that reflects (1) a long-term expected rate of return on OPEB plan investments (to the extent that the health care fiduciary net position is projected to be sufficient to pay benefits), and (2) tax-exempt municipal bond rate based on an index of 20-year general obligation bonds with an average AA credit rating as of the measurement date (to the extent that the contributions for use with the long-term expected rate are not met). This single discount rate was based on an expected rate of return on the health care investment portfolio of 6.00 percent and a municipal bond rate of 1.84 percent (Fidelity Index’s “20-Year Municipal GO AA Index”). The projection of cash flows used to determine this single discount rate assumed that employer contributions will be made at rates equal to the actuarially determined contribution rate. Based on these assumptions, the health care fiduciary net position and future contributions were sufficient to finance health care costs through 2121. As a result, the actuarial assumed long-term expected rate of return on health care investments was applied to projected costs through the year 2121, the duration of the projection period through which projected health care payments are fully funded

**Sensitivity of the Library’s Proportionate Share of the Net OPEB Asset to Changes in the Discount Rate** The following table presents the Library’s proportionate share of the net OPEB asset calculated using the single discount rate of 6.00 percent, as well as what the Library’s proportionate share of the net OPEB asset would be if it were calculated using a discount rate that is one-percentage-point lower (5.00 percent) or one-percentage-point higher (7.00 percent) than the current rate:

	1% Decrease (5.00%)	Discount Rate (6.00%)	1% Increase (7.00%)
Library's proportionate share of the net OPEB asset	\$3,515,199	\$5,977,276	\$8,020,837

**Sensitivity of the Library’s Proportionate Share of the Net OPEB Asset to Changes in the Health Care Cost Trend Rate** Changes in the health care cost trend rate may also have a significant impact on the net OPEB asset. The following table presents the net OPEB asset calculated using the assumed trend rates, and the expected net OPEB asset if it were calculated using a health care cost trend rate that is 1.0 percent lower or 1.0 percent higher than the current rate.



**Cleveland Public Library**  
**Cuyahoga County**  
*Notes to the Basic Financial Statements*  
*For Year Ended December 31, 2022*

Retiree health care valuations use a health care cost-trend assumption that changes over several years built into the assumption. The near-term rates reflect increases in the current cost of health care; the trend starting in 2022 is 5.50 percent. If this trend continues for future years, the projection indicates that years from now virtually all expenditures will be for health care. A more reasonable alternative is the health plan cost trend will decrease to a level at, or near, wage inflation. On this basis, the actuaries project premium rate increases will continue to exceed wage inflation for approximately the next decade, but by less each year, until leveling off at an ultimate rate, assumed to be 3.50 percent in the most recent valuation.

	Current Health Care Cost Trend Rate		
	1% Decrease	Assumption	1% Increase
Library's proportionate share of the net OPEB asset	\$6,041,868	\$5,977,276	\$5,900,649

**Note 16 – Long-Term Obligations**

Original issue amounts and interest rates of the Library's debt issues were as follows:

Debt Issue	Interest Rate	Original Issue	Year of Maturity
Library Fund Facilities Notes, Series 2019A			
Tax-exempt Serial Notes	3.00% to 5.00%	\$28,510,000	2040
Tax-exempt Term Notes	4.00%	12,535,000	2045
Tax-exempt Term Notes	4.00%	11,955,000	2049
Library Fund Facilities Notes, Series 2019B			
Federally Taxable Serial Notes	1.84% to 2.00%	9,000,000	2023

The changes in the Library's long-term obligations during the year consist of the following:

**Cleveland Public Library**  
**Cuyahoga County**  
*Notes to the Basic Financial Statements*  
*For Year Ended December 31, 2022*

	Principal Outstanding 12/31/2021	Additions	Deletions	Principal Outstanding 12/31/2022	Amounts Due In One Year
<b>Governmental Activities</b>					
2019 Library Fund Facilities Notes, Series 2019A					
Tax-exempt Serial Notes	\$28,510,000	\$0	\$0	\$28,510,000	\$400,000
Tax-exempt Term Notes	24,490,000	0	0	24,490,000	0
Premium on Tax-exempt Notes	8,995,506	0	0	8,995,506	0
Total Tax-exempt Serial Notes	<u>61,995,506</u>	<u>0</u>	<u>0</u>	<u>61,995,506</u>	<u>400,000</u>
2019 Library Fund Facilities Notes, Series 2019B					
Federally Taxable Serial Notes	1,740,000	0	1,060,000	680,000	680,000
Total Library Fund Facilities Notes	<u>63,735,506</u>	<u>0</u>	<u>1,060,000</u>	<u>62,675,506</u>	<u>1,080,000</u>
<b>Other Long Term Obligations</b>					
Net Pension Liability - OPERS	28,129,088	0	11,226,204	16,902,884	0
Compensated Absences	2,075,900	67,599	149,185	1,994,314	132,194
Leases Payable	1,581,781	0	216,863	1,364,918	223,158
Total Other Long Term Obligations	<u>31,786,769</u>	<u>67,599</u>	<u>11,592,252</u>	<u>20,262,116</u>	<u>355,352</u>
Total General Long-term Obligations	<u><u>\$95,522,275</u></u>	<u><u>\$67,599</u></u>	<u><u>\$12,652,252</u></u>	<u><u>\$82,937,622</u></u>	<u><u>\$1,435,352</u></u>

The Library pays obligations related to employee compensation from the fund benefitting from their service. The leases payable will be paid from the general fund.

There is no repayment schedule for the net pension liability. However, employer pension contributions are made from the general fund. For additional information related to the net pension liability see Note 14.

On September 5, 2019, the Library issued \$62,000,000 in Library Fund Facilities Notes for the purpose of constructing, remodeling, renovating and otherwise improving, equipping and furnishing library buildings and parts of library buildings and other real property, and purchasing personal property, necessary for the proper maintenance and operation of the library. The notes include tax-exempt serial notes, tax-exempt term notes and federally taxable serial notes in the amounts of \$28,510,000, \$24,490,000 and \$9,000,000, respectively. The tax-exempt notes were issued at a premium of \$8,995,506. The notes were issued for a thirty year period with final maturity at December 1, 2049. The notes will be retired from the note retirement debt service fund from Public Library Fund revenue. The 2019 Library Fund Facilities Notes has \$19,682,311 in unspent proceeds (before related accounts, contracts and retainage payables of \$24,380, \$2,142,249 and \$926,445, respectively).

The Library has pledged a portion of public library fund revenue to repay the Library Fund Facilities Notes. The notes are paid solely from public library fund revenue and payable through 2049. Annual principal and interest payments on the notes are to require less than 15 percent of public library fund revenue. The total principal and interest remaining to be paid on the notes is \$88,923,659. Principal and interest paid for the current year were \$3,294,506 and total revenue was \$28,375,981.

**Cleveland Public Library**  
**Cuyahoga County**  
*Notes to the Basic Financial Statements*  
*For Year Ended December 31, 2022*

Principal and interest requirements to maturity for the Library Fund Facilities Notes, outstanding at December 31, 2022, are as follows:

	Notes		
	Serial	Term	Interest
2023	\$1,080,000	\$0	\$2,214,959
2024	1,110,000	0	2,182,250
2025	1,165,000	0	2,126,750
2026	1,225,000	0	2,068,500
2027	1,285,000	0	2,007,250
2028-2032	7,465,000	0	9,004,750
2033-2037	9,340,000	0	7,130,550
2038-2042	6,520,000	4,720,000	5,222,050
2043-2047	0	13,560,000	2,911,600
2048-2049	0	6,210,000	375,000
Total	<u>\$29,190,000</u>	<u>\$24,490,000</u>	<u>\$35,243,659</u>

The Library entered into lease agreements for vehicles, a building, and equipment. Due to the implementation of GASB Statement No. 87, these leases met the criteria of leases thus requiring them to be recorded by the Library. The future lease payments were discounted based on the interest rate imputed in the lease, the rate stated in the lease, or an incremental borrowing rate. A summary of the principal and interest amounts for the remaining leases is as follows:

Year	Principal	Interest
2023	\$223,158	\$20,241
2024	155,401	14,364
2025	83,936	12,212
2026	82,049	10,764
2027	64,963	9,719
2028-2032	354,583	35,970
2033-2037	400,828	12,587
Total	<u>\$1,364,918</u>	<u>\$115,857</u>

**Cleveland Public Library**  
**Cuyahoga County**  
*Notes to the Basic Financial Statements*  
*For Year Ended December 31, 2022*

**Note 17 – Significant Commitments**

***Contractual Commitments***

At December 31, 2022, the Library’s significant contractual commitments consisted of the following:

Project	Amount	Paid to Date	Remaining on Contract
Facilities Master Plan Phase 1A:			
Central Distribution Facility	\$6,753,769	\$5,840,773	\$912,996
Hough Branch	5,832,892	5,341,594	491,298
Jefferson Branch	2,440,590	2,290,529	150,061
Martin Luther King, Jr. Branch	18,166,847	3,876,335	14,290,512
Walz Branch	1,124,180	741,657	382,523
West Park Branch	5,274,115	4,675,514	598,601
Woodland Branch	7,942,345	6,543,887	1,398,458
Access Control and Security Hardware and Software	490,616	284,806	205,810
Facilities Master Plan Phase 1B:			
Brooklyn Branch	2,267,840	744,216	1,523,624
Eastman Branch	2,816,463	2,012,102	804,361
Lorain Branch	3,621,833	2,443,276	1,178,557
Rockport Branch	7,703,419	632,275	7,071,144
Sterling Branch (1)	330,472	48,143	282,329
Access Control and Security Hardware and Software	338,077	0	338,077
Louis Stokes Wing High Density Shelving Project	6,977,380	987,029	5,990,351
Lake Shore Chiller Replacement	379,106	331,207	47,899
Jack, Joseph and Morton Mandel Workforce and Senior Digital Innovation Lab at the Glenville Branch	582,865	0	582,865
	<u>\$73,042,809</u>	<u>\$36,793,343</u>	<u>\$36,249,466</u>

(1) On September 16, 2021, the Board of Library Trustees approved moving to Phase 2 to allow the opportunity to explore additional options with CMHA

All the contractual commitments were encumbered. The amounts of \$24,380, \$2,142,249 and \$926,445 in accounts, contracts and retainage payables, respectively, have been capitalized.

**Cleveland Public Library**  
**Cuyahoga County**  
*Notes to the Basic Financial Statements*  
*For Year Ended December 31, 2022*

---

***Encumbrances***

Encumbrances are commitments related to unperformed contracts for goods or services. Encumbrance accounting is utilized to the extent necessary to assure effective budgetary control and accountability and to facilitate effective cash planning and control. At year end, the amount of encumbrances expected to be honored upon performance by the vendor were as follows:

General	\$11,573,082
CLEVNET	1,006,710
Construction	25,555,004
Building and Repair	10,539,152
Other Governmental Funds	<u>537,625</u>
Total	<u>\$49,211,573</u>

**Note 18 – COVID-19**

The United States and the State of Ohio declared a state of emergency in March of 2020 due to the COVID-19 pandemic. Ohio's state of emergency ended in June 2021 while the national state of emergency ended in April 2023. During 2022, the Library received COVID-19 funding. The Library will continue to spend available COVID-19 funding consistent with the applicable program guidelines. The Library's investment portfolio fluctuates with market conditions, and due to market volatility, the amount of gains or losses that will be realized in subsequent periods, if any, cannot be determined.

The 2022 activity includes the close-out of the \$70,254 American Rescue Plan Act grant passed through the State of Ohio from the Institute of Museum and Library Services in 2021. \$70,254 was spent in 2022 to finalize the grant. This amount is recorded in the Building Repair Capital Projects Fund. The Library also spent \$266,380 in COVID-19 Emergency Connectivity Funds from a direct grant through the Federal Communications Commission. These amounts are recorded in the Coronavirus Relief Special Revenue Fund. The Library recorded an intergovernmental receivable of \$266,380 in this fund at December 31, 2022 because the grant is funded on a reimbursement basis and the Library had not received reimbursement as of year end.

**Note 19 – Fund Balances**

Fund balance is classified as nonspendable, restricted, committed, assigned and/or unassigned based primarily on the extent to which the Library is bound to observe constraints imposed upon the use of the resources in the governmental funds. The constraints placed on fund balance for the major governmental funds and all other governmental funds are presented below:

**Cleveland Public Library**  
**Cuyahoga County**  
*Notes to the Basic Financial Statements*  
*For Year Ended December 31, 2022*

Fund Balances	General	CLEVNET	Construction	Building and Repair	Nonmajor Governmental Funds	Total
<b><i>Nonspendable</i></b>						
Inventory	\$214,611	\$0	\$0	\$0	\$0	\$214,611
Prepaid Items	1,522,064	427,556	24,729	0	16,668	1,991,017
Unclaimed Funds	12,841	0	0	0	0	12,841
Endowments--Non-Expendable	0	0	0	0	933,101	933,101
<b><i>Total Nonspendable</i></b>	<b>1,749,516</b>	<b>427,556</b>	<b>24,729</b>	<b>0</b>	<b>949,769</b>	<b>3,151,570</b>
<b><i>Restricted for</i></b>						
Capital Projects - Facilities Master						
Plan/Senior Digital Innovation						
Lab at the Glenville Branch	0	0	26,789,241	3,819,784	0	30,609,025
Debt Service	0	0	0	0	18,931	18,931
John G. White Special Collections	0	0	0	0	3,185,714	3,185,714
Ohio Center for the Book	0	0	0	0	301,968	301,968
Photography	0	0	0	0	360,559	360,559
Children's Biography Awards	0	0	0	0	123,595	123,595
Library for the Blind and Physically Disabled	0	0	0	0	14,064,877	14,064,877
Fine Arts and Special Collections	0	0	0	0	509,248	509,248
Youth Services/Business						
Departments	0	0	0	0	388,412	388,412
Floral and Plant Decorations	0	0	0	0	121,824	121,824
Walz Branch	0	0	0	0	304,230	304,230
History	0	0	0	0	63,567	63,567
Architecture	0	0	0	0	180,398	180,398
Early Literacy	0	0	0	0	31,377	31,377
Immigration Books	0	0	0	0	146,715	146,715
Program/Branch/Agency Support	0	0	0	0	61,972	61,972
Dentistry	0	0	0	0	3,834	3,834
Homebound Services	0	0	0	0	110,451	110,451
Judaica	0	0	0	0	20,200	20,200
Rice Solar Panel System	0	0	0	0	105,510	105,510
<b><i>Total Restricted</i></b>	<b>\$0</b>	<b>\$0</b>	<b>\$26,789,241</b>	<b>\$3,819,784</b>	<b>\$20,103,382</b>	<b>\$50,712,407</b>

(continued)

**Cleveland Public Library**  
**Cuyahoga County**  
*Notes to the Basic Financial Statements*  
*For Year Ended December 31, 2022*

Fund Balances	General	CLEVNET	Construction	Building and Repair	Nonmajor Governmental Funds	Total
<b><i>Committed to</i></b>						
CLEVNET Operations	\$0	\$2,152,837	\$0	\$0	\$0	\$2,152,837
Capital Improvement Projects:						
LSW High Density Shelving Projec	0	0	0	5,767,617	0	5,767,617
Lake Shore Chiller Replacement	0	0	0	47,156	0	47,156
Access Control/Security Cameras	0	0	0	435,416	0	435,416
Staff breakroom relocation at Main	0	0	0	47,500	0	47,500
Education--Government and						
Social Science	0	0	0	0	501,689	501,689
Reserved by Board of Trustees						
(Founders fund)	0	0	0	0	6,376,618	6,376,618
Employee Engagement	0	0	0	0	257,733	257,733
Archival Display Cases	34,515	0	0	0	0	34,515
Agent and Lobbyist Services	4,000	0	0	0	0	4,000
Benefit Consulting Services	44,852	0	0	0	0	44,852
Book Binding Services	9,891	0	0	0	0	9,891
Branch Security Guard and Night						
Alarms	784,128	0	0	0	0	784,128
Cataloging, Worldshare ILL and						
Access Subscription Services	168,823	0	0	0	0	168,823
Chilled Water	125,226	0	0	0	0	125,226
Cobra Services	4,290	0	0	0	0	4,290
Collection Services	17,476	0	0	0	0	17,476
Construction Photography for						
FMP Projects	9,221	0	0	0	0	9,221
Consulting Services for:						
ERP Planning	85,000	0	0	0	0	85,000
Facilities Master Plan	24,000	0	0	0	0	24,000
Custodial Services	2,478	0	0	0	0	2,478
Elevator Maintenance and Service	168,066	0	0	0	0	168,066
Employee Engagement	0	0	0	0	257,733	257,733
Financial Audits for 2021-2025	84,700	0	0	0	0	84,700
Flexible Spending and Commuter						
Accounts Service	13,257	0	0	0	0	13,257
FMLA Case Management Services	17,575	0	0	0	0	17,575
Legal Advice and Services	47,463	0	0	0	0	47,463
Maintenance Agreements	108,171	0	0	0	0	108,171
Moving Services - High Density						
Shelving Proejct	218,860	0	0	0	0	218,860
Purchase/Repair Cameras, Access						
Control/Software	60,077	0	0	0	0	60,077
Rent for Garden Valley Branch	7,617	0	0	0	0	7,617
Surveying/Environmental/Geotechnical						
Services for Collinwood Branch	6,000	0	0	0	0	6,000

(continued)

**Cleveland Public Library**  
**Cuyahoga County**  
*Notes to the Basic Financial Statements*  
*For Year Ended December 31, 2022*

Fund Balances	General	CLEVNET	Construction	Building and Repair	Nonmajor Governmental Funds	Total
<b><i>Committed to (continued)</i></b>						
Training						
Harrasment Prevention	\$40,000	\$0	\$0	\$0	\$0	\$40,000
Coaching Services	15,000	0	0	0	0	15,000
Uniform Rental Services	48,037	0	0	0	0	48,037
Vehicle Leases	7,588	0	0	0	0	7,588
Waste Material Services	22,148	0	0	0	0	22,148
<i>Total Committed</i>	<u>2,178,459</u>	<u>2,152,837</u>	<u>0</u>	<u>6,297,689</u>	<u>7,136,040</u>	<u>17,765,025</u>
<b><i>Assigned to</i></b>						
Capital Improvement Projects	0	0	0	25,684,077	0	25,684,077
Program/Branch/Agency Support	0	0	0	0	195,310	195,310
Purchases on Order:						
Salaries and Benefits	244,975	0	0	0	0	244,975
Supplies	40,303	0	0	0	0	40,303
Purchased/Contracted Services	635,528	0	0	0	0	635,528
Library Materials	6,431,338	0	0	0	0	6,431,338
Capital Outlay	77,006	0	0	0	0	77,006
Miscellaneous Expenses	7,441	0	0	0	0	7,441
<i>Total Assigned</i>	<u>7,436,591</u>	<u>0</u>	<u>0</u>	<u>25,684,077</u>	<u>195,310</u>	<u>33,315,978</u>
<b><i>Unassigned (Deficit)</i></b>	<u>27,609,643</u>	<u>0</u>	<u>0</u>	<u>0</u>	<u>(149,030)</u>	<u>27,460,613</u>
<i>Total Fund Balances</i>	<u><u>\$38,974,209</u></u>	<u><u>\$2,580,393</u></u>	<u><u>\$26,813,970</u></u>	<u><u>\$35,801,550</u></u>	<u><u>\$28,235,471</u></u>	<u><u>\$132,405,593</u></u>

**Note 20 – Fund Deficit**

The MyCom and the Coronavirus Relief special revenue funds and the Paulson permanent fund had deficit fund balances of \$1,788, \$138,000 and \$9,242, respectively as of December 31, 2022. The special revenue funds have deficits caused by short-term interfund loans from the general fund needed for operations until the receipt of grant monies. The general fund is liable for any deficit in these funds and provides transfers when cash is required, rather than when accruals occur. The permanent fund had a deficit caused by negative investment earnings.



(This page intentionally left blank)

**Required Supplementary**

**Information**

**Cleveland Public Library**  
**Cuyahoga County**  
*Required Supplementary Information*  
*Schedule of the Library's Proportionate Share of the*  
*Net Pension Liability*  
*Ohio Public Employees Retirement System - Traditional Plan*  
*Last Nine Years (1)*

	2022	2021	2020	2019
Library's Proportion of the Net Pension Liability	0.194277%	0.189961%	0.205113%	0.209678%
Library's Proportionate Share of the Net Pension Liability	\$16,902,884	\$28,129,088	\$40,541,977	\$57,426,553
Library's Covered Payroll	\$28,317,829	\$26,808,021	\$28,859,157	\$28,319,971
Library's Proportionate Share of the Net Pension Liability as a Percentage of its Covered Payroll	59.69%	104.93%	140.48%	202.78%
Plan Fiduciary Net Position as a Percentage of the Total Pension Liability	92.62%	86.88%	82.17%	74.70%

(1) Although this schedule is intended to reflect information for ten years, information prior to 2014 is not available. An additional column will be added each year.

Amounts presented for each year were determined as of the Library's measurement date which is the prior year end.

See accompanying notes to the required supplementary information

2018	2017	2016	2015	2014
0.209457%	0.211980%	0.212781%	0.209577%	0.209577%
\$32,859,743	\$48,137,052	\$36,856,352	\$25,277,328	\$24,706,398
\$27,684,954	\$27,402,725	\$26,483,178	\$25,694,247	\$28,189,850
118.69%	175.67%	139.17%	98.38%	87.64%
84.66%	77.25%	81.08%	86.45%	86.36%

**Cleveland Public Library**  
**Cuyahoga County**  
*Required Supplementary Information*  
*Schedule of the Library's Proportionate Share of the*  
*Net Pension Asset*  
*Ohio Public Employees Retirement System - Combined Plan*  
*Last Five Years (1)*

	2022	2021	2020	2019	2018
Library's Proportion of the Net Pension Asset	0.170074%	0.160455%	0.172522%	0.176791%	0.187151%
Library's Proportionate Share of the Net Pension Asset	\$670,100	\$463,175	\$359,750	\$197,691	\$254,772
Library's Covered Payroll	\$771,329	\$710,179	\$767,993	\$756,121	\$762,746
Library's Proportionate Share of the Net Pension Asset as a Percentage of its Covered Payroll	-86.88%	-65.22%	-46.84%	-26.15%	-33.40%
Plan Fiduciary Net Position as a Percentage of the Total Pension Liability	169.88%	157.67%	145.28%	126.64%	137.28%

(1) Amounts for the combined plan are not presented prior to 2018 as the Library's participation in this plan was considered immaterial in previous years.

Amounts presented for each year were determined as of the Library's measurement date which is the prior year end.

See accompanying notes to the required supplementary information

**Cleveland Public Library**  
**Cuyahoga County**  
*Required Supplementary Information*  
*Schedule of the Library's Proportionate Share of the*  
*Net OPEB Liability (Asset)*  
*Ohio Public Employees Retirement System - OPEB Plan*  
*Last Six Years (1)*

	2022	2021	2020	2019	2018	2017
Library's Proportion of the Net OPEB Liability (Asset)	0.190836%	0.186511%	0.200903%	0.204253%	0.204610%	0.207100%
Library's Proportionate Share of the Net OPEB Liability (Asset)	(\$5,977,276)	(\$3,322,842)	\$27,749,924	\$26,629,770	\$22,219,140	\$20,917,803
Library's Covered Payroll	\$29,873,908	\$28,265,775	\$30,352,175	\$29,625,467	\$28,982,250	\$28,619,917
Library's Proportionate Share of the Net OPEB Liability (Asset) as a Percentage of its Covered Payroll	-20.01%	-11.76%	91.43%	89.89%	76.66%	73.09%
Plan Fiduciary Net Position as a Percentage of the Total OPEB Liability	128.23%	115.57%	47.80%	46.33%	54.14%	54.04%

(1) Although this schedule is intended to reflect information for ten years, information prior to 2017 is not available. An additional column will be added each year.

Amounts presented for each year were determined as of the Library's measurement date which is the prior year end.

See accompanying notes to the required supplementary information

**Cleveland Public Library**  
**Cuyahoga County**  
*Required Supplementary Information*  
*Schedule of the Library's Contributions*  
*Ohio Public Employees Retirement System*  
*Last Ten Years*

	2022	2021	2020	2019
<b>Net Pension Liability - Traditional Plan</b>				
Contractually Required Contribution	\$4,125,208	\$3,964,496	\$3,753,123	\$4,040,282
Contributions in Relation to the Contractually Required Contribution	<u>(4,125,208)</u>	<u>(3,964,496)</u>	<u>(3,753,123)</u>	<u>(4,040,282)</u>
Contribution Deficiency (Excess)	<u>\$0</u>	<u>\$0</u>	<u>\$0</u>	<u>\$0</u>
Library Covered Payroll	\$29,465,771	\$28,317,829	\$26,808,021	\$28,859,157
Pension Contributions as a Percentage of Covered Payroll	<u>14.00%</u>	<u>14.00%</u>	<u>14.00%</u>	<u>14.00%</u>
<b>Net Pension Asset - Combined Plan</b>				
Contractually Required Contribution	\$110,868	\$107,986	\$99,425	\$107,519
Contributions in Relation to the Contractually Required Contribution	<u>(110,868)</u>	<u>(107,986)</u>	<u>(99,425)</u>	<u>(107,519)</u>
Contribution Deficiency (Excess)	<u>\$0</u>	<u>\$0</u>	<u>\$0</u>	<u>\$0</u>
Library Covered Payroll	\$791,914	\$771,329	\$710,179	\$767,993
Pension Contributions as a Percentage of Covered Payroll	<u>14.00%</u>	<u>14.00%</u>	<u>14.00%</u>	<u>14.00%</u>
<b>Net OPEB Liability (Asset) - OPEB Plan (1)</b>				
Contractually Required Contribution	\$34,770	\$31,390	\$29,903	\$29,001
Contributions in Relation to the Contractually Required Contribution	<u>(34,770)</u>	<u>(31,390)</u>	<u>(29,903)</u>	<u>(29,001)</u>
Contribution Deficiency (Excess)	<u>\$0</u>	<u>\$0</u>	<u>\$0</u>	<u>\$0</u>
Library Covered Payroll (2)	\$31,126,935	\$29,873,908	\$28,265,775	\$30,352,175
OPEB Contributions as a Percentage of Covered Payroll	<u>0.11%</u>	<u>0.11%</u>	<u>0.11%</u>	<u>0.10%</u>

(1) Information prior to 2016 is not presented for the OPEB plan.

(2) The OPEB plan includes the members from the traditional plan, the combined plan and the member directed plan. The member directed pension plan is a defined contribution pension plan; therefore, the pension side is not included above.

See accompanying notes to the required supplementary information

2018	2017	2016	2015	2014	2013
\$3,964,796	\$3,599,044	\$3,288,327	\$3,177,981	\$3,083,310	\$3,664,681
<u>(3,964,796)</u>	<u>(3,599,044)</u>	<u>(3,288,327)</u>	<u>(3,177,981)</u>	<u>(3,083,310)</u>	<u>(3,664,681)</u>
<u>\$0</u>	<u>\$0</u>	<u>\$0</u>	<u>\$0</u>	<u>\$0</u>	<u>\$0</u>
\$28,319,971	\$27,684,954	\$27,402,725	\$26,483,178	\$25,694,247	\$28,189,850
<u>14.00%</u>	<u>13.00%</u>	<u>12.00%</u>	<u>12.00%</u>	<u>12.00%</u>	<u>13.00%</u>
\$105,857	\$99,157	\$78,701	\$74,517	\$59,985	\$61,334
<u>(105,857)</u>	<u>(99,157)</u>	<u>(78,701)</u>	<u>(74,517)</u>	<u>(59,985)</u>	<u>(61,334)</u>
<u>\$0</u>	<u>\$0</u>	<u>\$0</u>	<u>\$0</u>	<u>\$0</u>	<u>\$0</u>
\$756,121	\$762,746	\$655,842	\$620,975	\$499,875	\$471,800
<u>14.00%</u>	<u>13.00%</u>	<u>12.00%</u>	<u>12.00%</u>	<u>12.00%</u>	<u>13.00%</u>
\$21,975	\$305,859	\$583,625			
<u>(21,975)</u>	<u>(305,859)</u>	<u>(583,625)</u>			
<u>\$0</u>	<u>\$0</u>	<u>\$0</u>			
\$29,625,467	\$28,982,250	\$28,619,917			
<u>0.07%</u>	<u>1.06%</u>	<u>2.04%</u>			



**Cleveland Public Library**  
**Cuyahoga County**  
*Notes to Required Supplementary Information*  
*For Year Ended December 31, 2022*

**Changes in Assumptions – OPERS Pension– Traditional Plan**

Amounts reported beginning in 2022 incorporate changes in assumptions used by OPERS in calculating the total pension liability in the latest actuarial valuation. These new assumptions compared with those used in prior years are presented below:

	2022	2019	2018 and 2017	2016 and prior
Wage Inflation	2.75 percent	3.25 percent	3.25 percent	3.75 percent
Future Salary Increases	2.75 to 10.75 percent including wage inflation	3.25 to 10.75 percent including wage inflation	3.25 to 10.75 percent including wage inflation	4.25 to 10.05 percent including wage inflation
COLA or Ad Hoc COLA:				
Pre-January 7, 2013 Retirees	3 percent, simple	3 percent, simple	3 percent, simple	3 percent, simple
Post-January 7, 2013 Retirees	see below	see below	see below	see below
Investment Rate of Return	6.9 percent	7.2 percent	7.5 percent	8 percent
Actuarial Cost Method	Individual Entry Age	Individual Entry Age	Individual Entry Age	Individual Entry Age

The assumptions related COLA or Ad Hoc COLA for Post-January 7, 2013 Retirees are as follows:

COLA or Ad Hoc COLA, Post-January 7, 2013 Retirees:

2022	3.0 percent, simple through 2022 then 2.05 percent, simple
2021	0.5 percent, simple through 2021 then 2.15 percent, simple
2020	1.4 percent, simple through 2020 then 2.15 percent, simple
2017 through 2019	3.0 percent, simple through 2018 then 2.15 percent, simple
2016 and prior	3.0 percent, simple through 2018 then 2.80 percent, simple 5.50 to 5.00 percent

Amounts reported beginning in 2022 use pre-retirement mortality rates based on 130 percent of the Pub-2010 General Employee Mortality tables (males and females) for State and Local Government divisions and 170 percent of the Pub-2010 Safety Employee Mortality tables (males and females) for the Public Safety and Law Enforcement divisions. Post-retirement mortality rates are based on 115 percent of the PubG-2010 Retiree Mortality Tables (males and females) for all divisions. Post-retirement mortality rates for disabled retirees are based on the PubNS-2010 Disabled Retiree Mortality Tables (males and females) for all divisions. For all the previously described tables, the base year is 2010 and mortality rates for a particular calendar year are determined by applying the MP-2020 mortality improvement scales (males and females) to all these tables.

Amounts reported beginning in 2017 use pre-retirement mortality rates are based on the RP-2014 Employees mortality table for males and females, adjusted for mortality improvement back to the observation period base year of 2006. The base year for males and females was then established to be 2015 and 2010, respectively. Post-retirement mortality rates are based on the RP-2014 Healthy Annuitant

**Cleveland Public Library**  
**Cuyahoga County**  
*Notes to Required Supplementary Information*  
*For Year Ended December 31, 2022*

mortality table for males and females, adjusted for mortality improvement back to the observation period base year of 2006. The base year for males and females was then established to be 2015 and 2010, respectively. Post-retirement mortality rates for disabled retirees are based on the RP-2014 Disabled mortality table for males and females, adjusted for mortality improvement back to the observation period base year of 2006. The base year for males and females was then established to be 2015 and 2010, respectively. Mortality rates for a particular calendar year are determined by applying the MP-2015 mortality improvement scale to all of the above described tables.

Amounts reported for 2016 and prior use mortality rates based on the RP-2000 Mortality Table projected 20 years using Projection Scale AA. For males, 105 percent of the combined healthy male mortality rates were used. For females, 100 percent of the combined healthy female mortality rates were used. The mortality rates used in evaluating disability allowances were based on the RP-2000 mortality table with no projections. For males 120 percent of the disabled female mortality rates were used set forward two years. For females, 100 percent of the disabled female mortality rates were used.

**Changes in Assumptions – OPERS Pension – Combined Plan**

	2022	2019	2018
Wage Inflation	2.75 percent	3.25 percent	3.25 percent
Future Salary Increases	2.75 to 8.25 percent including wage inflation	3.25 to 8.25 percent including wage inflation	3.25 to 8.25 percent including wage inflation
COLA or Ad Hoc COLA:			
Pre-January 7, 2013 Retirees	3 percent, simple	3 percent, simple	3 percent, simple
Post-January 7, 2013 Retirees	see below	see below	see below
Investment Rate of Return	6.9 percent	7.2 percent	7.5 percent
Actuarial Cost Method	Individual Entry Age	Individual Entry Age	Individual Entry Age

For 2022, 2021 and 2020, the Combined Plan had the same change in COLA or Ad Hoc COLA for Post-January 2, 2013, retirees as the Traditional Plan.

**Cleveland Public Library**  
**Cuyahoga County**  
*Notes to Required Supplementary Information*  
*For Year Ended December 31, 2022*

---

**Changes in Assumptions – OPERS OPEB**

Wage Inflation:	
2022	2.75 percent
2021 and prior	3.25 percent
Projected Salary Increases (including wage inflation):	
2022	2.75 to 10.75 percent
2021 and prior	3.25 to 10.75 percent
Investment Return Assumption:	
Beginning in 2019	6.00 percent
2018	6.50 percent
Municipal Bond Rate:	
2022	1.84 percent
2021	2.00 percent
2020	2.75 percent
2019	3.71 percent
2018	3.31 percent
Single Discount Rate:	
2022	6.00 percent
2021	6.00 percent
2020	3.16 percent
2019	3.96 percent
2018	3.85 percent
Health Care Cost Trend Rate:	
2022	5.5 percent, initial 3.5 percent, ultimate in 2034
2021	8.5 percent, initial 3.5 percent, ultimate in 2035
2020	10.5 percent, initial 3.5 percent, ultimate in 2030
2019	10.0 percent, initial 3.25 percent, ultimate in 2029
2018	7.5 percent, initial 3.25 percent, ultimate in 2028

**Changes in Benefit Terms – OPERS OPEB**

On January 15, 2020, the Board approved several changes to the health care plan offered to Medicare and non-Medicare retirees in efforts to decrease costs and increase the solvency of the health care plan. These changes are effective January 1, 2022, and include changes to base allowances and eligibility for Medicare retirees, as well as replacing OPERS-sponsored medical plans for non-Medicare retirees with monthly allowances, similar to the program for Medicare retirees. These changes are reflected in 2021.

(This page intentionally left blank)

## Combining and Individual Fund Statements and Schedules

### Combining Statements – Nonmajor Governmental Funds

#### *Nonmajor Special Revenue Funds*

The Special Revenue Funds are used to account for and report the proceeds of specific revenue sources that are restricted or committed to expenditures for specified purposes other than debt service or capital projects. Following is a description of the Library's nonmajor special revenue funds.

***Anderson Fund*** – This fund was established in 1958 from a contribution from the estate of Lumyra S. Anderson (died 1956). The principal amount is committed by the Library Board of Trustees and the income earned is committed to the furtherance of the work of the Education Section of the Government, Education and Social Science Department for purchases which would not normally be made from the General Fund.

***Endowment for the Blind Fund*** – This fund was established in 1929 by the Library Board of Trustees for the provision of service to the blind and the Library continues to account for revenue received from various donors for large contributions and is restricted for service to the blind in this fund.

***Founders Fund*** – This fund was established in 1989 combining small committed fund balances of special revenue funds and also accounts for larger donations and small grants. The principal balance was made non-expendable by the Library Board of Trustees.

***Kaiser Fund*** – This fund was established in 1981 from a contribution from the estate of Charles A. Kaiser that is restricted to the purchase of equipment and supplies for blind and handicapped individuals.

***Kraley Fund*** – This fund was established in 1997 from a contribution from the estate of Irene Kraley (1910-1997) that is restricted to the support of the Music Section of the Fine Arts Department.

***Library Fund*** – This fund was established in 1978 and accounts for small donations that are given to a branch or department; some assigned and those that are restricted support the specified purpose or if no purpose is specified, at the discretion of the branch or department.

***Pepke Fund*** – This fund was established in 1983 from an expendable gift that is restricted to the support of the Youth Services and the Business Department.

***Wickwire Fund*** – This fund was established in 1935 from a portion of the estate of Metelene E. Wickwire. From 1936 through 1940, partial distributions were received. In 1940, the Library Board of Trustees authorized "that the income from the Wickwire Estate when and as received be appropriated [and restricted] for the Library for the Blind."

(continued)

## Combining Statements – Nonmajor Governmental Funds (continued)

### *Nonmajor Special Revenue Funds (continued)*

**Wittke Fund** – This fund was established in 1971 from contributions in memory of Carl Frederick Wittke that is restricted to immigration books. Carl F. Wittke (1892-1971) was a noted historian, author, college professor (OSU, Oberlin College, Western Reserve University) and college administrator (Western Reserve University). Among his many achievements, Wittke wrote more than 80 articles, edited numerous historical publications, and authored 14 books, including *History of Canada* (1928); *We Who Built America: The Saga of the Immigrant* (1939); *Against the Current: The Life of Karl Heinzen* (1945); and *Refugees of Revolution: The German Forty-eighters in America* (1952).

**Young Fund** – This fund was established in 1973 from the estate of Winifred Beech Young. The principal is managed by KeyBank Trust Department and the Library receives quarterly distributions restricted to providing goods and services for blind persons.

**Judd Fund** – This fund was established in 1941 for annual grants from the Judd Trust administered by the Cleveland Foundation restricted to the support of services to shut-ins.

**Ohio Library for the Blind and Print Disabled (OLBPD) Fund** – This fund accounts for revenue received from the State that is restricted to provide library services to the blind and physically disabled residents.

**Lockwood Thompson Memorial Fund** – This fund was established in 2003 to disburse annual grants from the Cleveland Foundation’s Lockwood Thompson Fund. Its income is restricted to the following four purposes: art books or exhibit work of contemporary artists; expenses of staff travel related to attending learned conferences; lectures in the field of literature or the visual arts; and staff recognition. A lawyer by training, Lockwood Thompson served on the Library Board from 1955 to 1969 and 1990-1992. He served as Board President from 1964 to 1969 and Vice President from 1956 to 1959 and in 1963. He was also an avid collector of modern art and an active participant in the civic life of the community. For selection guidelines relating to the trust’s first purpose (“art books or exhibit work of contemporary artists”), see the following separate document: *Lockwood Thompson Memorial Fund of the Cleveland Foundation, Library Materials Selection Guidelines* (adopted 2004).

**Schweinfurth Fund** – This fund was established in 1991 to process purchases and reimbursement from the Anna M. Schweinfurth Trust, for which the Library is the sole recipient of its income, which is restricted to the purchase of material on architecture. Following the death of noted Cleveland architect Charles Frederick Schweinfurth (1857-1919) in 1919, his personal library of 800 volumes was donated to Cleveland Public Library by his widow, Anna (Mitchell) Jopling Schweinfurth (1870-1928, m. 1910), along with the promise of a permanent trust fund for the purchase of architectural research materials after the last of her children had died. The Library began receiving trust income in 1991, after the death in 1988 of Anita Jopling Melstrom (1902-1988). For specific selection guidelines, see the following separate document: *Anna M. Schweinfurth Trust, Cleveland Public Library, Collection Development Guidelines for the Trust Fund* (rev. November 9, 2012).

(continued)

## Combining Statements – Nonmajor Governmental Funds (continued)

### *Nonmajor Special Revenue Funds (continued)*

***MyCom Fund*** – This fund was established in 2010 with a grant from the Cleveland Foundation along with financial support from the Board of Cuyahoga County Commissioners/Family and Children First Council restricted to support and develop services for youth in targeted areas who are in transition from one stage of education or development to the next.

***Early Literacy Fund*** – This fund was established in 2017 with a grant from the Eva L. and Joseph M. Bruening Foundation restricted to deliver literacy interventions to the youngest children, ages 0-3 years, and their families and has expanded to include other resources and restricted grants whose uses are committed to supporting early literacy.

***Tech Centers Fund*** – This fund was established in 2017 with a grant from Best Buy, in partnership with the international Clubhouse Network, restricted to open a Teen Tech Center at the Rockport Branch in 2018 where teens can develop critical skills through hands-on activities exploring their interests in programming, filmmaking, music production and design and future resources whose uses are committed to this purpose.

***Rice Solar Panel System Fund*** – This fund was established in 2019 from a construction donation from Cleveland Thermal Energy LLC restricted for a photo voltaic solar system for the Rice Branch with three educational kiosks to be placed at the Rice Branch, the Carnegie West Branch and the Main Library, including a twenty-five year performance warranty, for which the Library entered into an agreement with Third Sun Solar LLC.

***Coronavirus Relief Fund*** – This fund was established in 2020 for the purpose of tracking receipt and expenditure activity of coronavirus relief funding from funds that were awarded to the State of Ohio as Federal Financial Assistance from the U.S. Department of Treasury. Funds were awarded under the Social Security Act, as amended by section 5001 of the Coronavirus Aid, Relief, and Economic Security Act (“CARES Act”) as the Coronavirus Relief Fund (CRF). Ohio's public libraries were invited to apply for CARES Act funds that were approved by the Ohio Controlling Board. The Coronavirus Relief Fund (CRF) - Public Library Assistance Program is administered by the Ohio Office of Budget and Management (OBM). These funds are restricted to help offset the unanticipated costs of safely operating library facilities during the pandemic. In March, 2021, when Congress passed the American Rescue Plan, the Emergency Connectivity Fund was created to support remote learning through the federal E-Rate program at a 100% discount and the Library applied for funding. A separate project code was created within this fund to account for these funds separately.

***Stevens Employee Engagement Fund*** – This fund was established in 2022 from the Estate of Joan D. Stevens. Joan Stevens was a life-long resident of Lorain, Ohio and taught for 31 years in the Lorain City School System. Ms. Stevens proudly served in the United States Air Force and obtained a bachelor's degree in economics and philosophy from the University of Dayton and a master's degree in business education from Kent State University. In recognition of the great importance that Ms. Stevens placed on education and enrichment in her own life, the Library Board of Trustees committed the generous bequest to use for employee engagement and enrichment and possible other resources whose uses are committed to the purpose of offsetting the costs of employee engagement and enrichment.

(continued)

## Combining Statements – Nonmajor Governmental Funds (continued)

### *Nonmajor Debt Service Fund*

The debt service fund is used to account for and report financial resources that are restricted, committed or assigned to expenditures for principal and interest.

***Debt Service Fund*** – This fund accounts for and reports resources restricted for the payment of general long-term debt principal, interest and related costs.

### *Nonmajor Permanent Funds*

The Permanent funds are used to account and report financial resources that are legally restricted to the extent that only earnings and not principal may be used for purposes that support the Library's programs and/or specified purposes.

***Abel Fund*** – This fund was established in 1958 from a bequest left to the Library as part of the estate of Charles Abel. The principal amount is nonspendable and the income earned is restricted to Photography. Cleveland resident Charles Leopold Abel (1891-1961), along with his father, Juan Carlos Abel (1869-1960), were among the world's leading authorities on amateur, portrait, and commercial photography during their lifetimes. Between 1898 and 1961, working alone and jointly, the Abels authored 15 books and edited and/or published numerous periodicals on photography, including *Abel's Photographic Weekly* (later renamed *Photographers Weekly*), considered at the time to be among the most important photographic magazines in the world.

***Ambler Fund*** – This fund was established from a contribution left to the Library from Dr. Henry Ambler. The principal amount is nonspendable and the income earned is restricted to Dentistry. Henry Ambler was a dentist, inventor, and author of numerous books, including *Facts, fads and fancies about teeth* (Cleveland: The Helman-Taylor Company, 1899) and *History of dentistry in Cleveland, Ohio* (Cleveland: Publishing House of the Evangelical Association, 1911).

***Beard Fund*** – This fund was established in 1973 from a contribution from the estate of Edmund Beard. The principal amount is nonspendable and the income earned is restricted to providing floral and plant decorations for display or as exhibits in any or all of the library buildings.

***Klein Fund*** – This fund was established in 1930 with a \$500 contribution in memory of Alan Edward Klein. The principal amount is nonspendable and the income earned is restricted to Judaica. Alan Edward Klein (1897-1929) was the vice president of the Goldsmith Publishing Company in Cleveland. He died in the well-known Study Club fire in Detroit, Michigan, on September 20, 1929.

***Malon/Schroeder Fund*** – This fund was established in 1995 from a contribution in memory of Edna Malon and Hilda Schroeder. The principal amount is nonspendable and the income earned is restricted to activities related to the Center for the Book concept, encouraging people to develop their interests in reading, writing, publishing and using books.

(continued)



## Combining Statements – Nonmajor Governmental Funds (continued)

### *Nonmajor Permanent Funds (continued)*

**McDonald Fund** – This fund was established in 1971 from a contribution in memory of Thomas McDonald. The principal amount is nonspendable and the income earned is restricted to the purchase of books and equipment for the Walz Branch.

**Ratner Fund** – This fund was established in 1979 from a bequest as part of the estate of Faye Katz Ratner (1931-1978). The principal amount is nonspendable and the income earned is restricted to youth services. Faye Katz Ratner was a psychologist in Cleveland Public Schools and the wife of Albert B. Ratner, president of Forest City Enterprises. She was a member of the Association for Humanitarian Psychology and the Cleveland Psychological Association and served on the board of overseers of Case Western Reserve University. She died on May 11, 1978, from injuries suffered in a car accident.

**Root Fund** – This fund was established in 1982 from a contribution in memory of Donna L. Root. The principal amount is nonspendable and the income earned is restricted to works on history. Donna Louise Root (1896-1982) was a longtime employee of Cleveland Public Library and was head of the History & Geography Department from 1944-1966.

**Sugarman Fund** – This fund was established in 1998 from a contribution in memory of Norman Sugarman and honoring children’s librarians. The principal amount is nonspendable and the income earned is restricted to the awards in the field of children’s biography.

**Thompson Fund** – This fund was established in 1968 from a contribution by Lockwood Thompson in memory of his parents: Amos Burt (1871-1965) and Jeanne Lockwood (1874-1954) Thompson. Additional annual contributions to the fund were made by Lockwood Thompson (per letter from Lockwood Thompson to Marilyn Mason, December 18, 1990, source: CPL Archives), until his death. The principal amount is nonspendable. Per Lockwood Thompson’s December 18, 1990, letter, income from the fund is to be used “for the Art Department, with the principal being kept intact and the income to be furnished for the purpose of important art books which the Library would like to have in order to build as fine and complete a Department of Art as can be found in this region.” Income from this fund is combined with and spent according to the guidelines of the Lockwood Thompson Memorial Fund, whose collecting goals are the same as this fund’s goals. Prominent Cleveland lawyer Amos “A.B.” Burt Thompson (1871-1965) co-founded the law firm of Thompson, Hine & Flory in 1907. A graduate of Smith College, Jeanne Lockwood Thompson was a member of an early Cleveland family and was an advocate and volunteer for many civic and welfare groups. The Thompsons were the parents of CPL Trustee Lockwood Thompson (1901-1992).

**Weidenthal Fund** – This fund was established in 1955 with a contribution from the estate of Lizzie Weidenthal as a memorial to her daughters, Rita Weidenthal (1896-1913), who died at age 17 from tuberculosis, and Alice C. Weidenthal (1905-1922), who died at age 17 from meningitis. The principal amount is nonspendable and the income earned is restricted to Judaica. Lizzie Kuttner Weidenthal (1872-1952) was a member of two early Jewish families in Cleveland and the daughter of a Civil War veteran who enlisted from Cleveland. She was active in civic affairs and an early member of the Temple—Tifereth Israel.

(continued)

## Combining Statements – Nonmajor Governmental Funds (continued)

### *Nonmajor Permanent Funds (continued)*

***White Fund*** – This fund was established in 1928 from a contribution from the estate of John Griswold White. The principal amount is nonspendable and the income earned is restricted to support John G. White special collections, including the JGW Folklore Collection, the JGW Orientalia Collection, and the JGW Chess Collection--the world's largest collection of print materials on chess and checkers.

***Beard Anna Young Fund*** – This fund was established in 2012 from a contribution from the estate of Anna Young Beard. The principal amount is nonspendable and the income earned is restricted to providing floral and plant decorations for display or as exhibits in any or all of the Library buildings.

***Paulson Fund*** – This fund was accepted by the Cleveland Public Library Board of Trustees at its January 18, 2020, meeting. The fund was established by Francis M. Paulson (1918-2017) in memory of his first wife, Marcella Vilt Paulson (1920-1986) and is funded by the Francis M. Paulson Trust. The purpose of the fund is to “defray the cost of books, art materials, librarian travel, and all efforts by the Fine Arts Department that aid art teachers in area schools in grades one through 12.” Marcella Vilt Paulson was an art teacher who taught grades one through six in Mentor, Ohio, in the early 1960s.

**Cleveland Public Library**  
**Cuyahoga County**  
*Combining Balance Sheet*  
*Nonmajor Governmental Funds*  
*December 31, 2022*

	Nonmajor Special Revenue Funds	Nonmajor Debt Service Fund	Nonmajor Permanent Funds	Total Nonmajor Governmental Funds
<b>Assets</b>				
Equity in Pooled Cash and Cash Equivalents	\$23,501,562	\$18,931	\$5,744,134	\$29,264,627
Accounts Receivable	221,621	0	0	221,621
Intergovernmental Receivable	338,589	0	0	338,589
Prepaid Items	16,668	0	0	16,668
<i>Total Assets</i>	<u>\$24,078,440</u>	<u>\$18,931</u>	<u>\$5,744,134</u>	<u>\$29,841,505</u>
<b>Liabilities</b>				
Accounts Payable	\$67,872	\$0	\$1,355	\$69,227
Accrued Wages and Benefits	31,026	0	590	31,616
Intergovernmental Payable	14,879	0	257	15,136
Unearned Revenue	881,793	0	0	881,793
Interfund Payable	341,380	0	0	341,380
Matured Compensated Absences Payable	11,702	0	0	11,702
<i>Total Liabilities</i>	<u>1,348,652</u>	<u>0</u>	<u>2,202</u>	<u>1,350,854</u>
<b>Deferred Inflows of Resources</b>				
Unavailable Revenue	255,180	0	0	255,180
<b>Fund Balances</b>				
Nonspendable	16,668	0	933,101	949,769
Restricted	15,266,378	18,931	4,818,073	20,103,382
Committed	7,136,040	0	0	7,136,040
Assigned	195,310	0	0	195,310
Unassigned (Deficit)	(139,788)	0	(9,242)	(149,030)
<i>Total Fund Balances</i>	<u>22,474,608</u>	<u>18,931</u>	<u>5,741,932</u>	<u>28,235,471</u>
<i>Total Liabilities, Deferred Inflows of Resources and Fund Balances</i>	<u>\$24,078,440</u>	<u>\$18,931</u>	<u>\$5,744,134</u>	<u>\$29,841,505</u>

**Cleveland Public Library**  
**Cuyahoga County**  
*Combining Statement of Revenues, Expenditures and Changes in Fund Balances*  
*Nonmajor Governmental Funds*  
*For the Year Ended December 31, 2022*

	Nonmajor Special Revenue Funds	Nonmajor Debt Service Fund	Nonmajor Permanent Funds	Total Nonmajor Governmental Funds
<b>Revenues</b>				
Intergovernmental	\$1,738,598	\$0	\$0	\$1,738,598
Investment Earnings/Interest	(4,289,072)	18,888	(1,174,594)	(5,444,778)
Contributions and Donations	1,606,601	0	0	1,606,601
<i>Total Revenues</i>	<u>(943,873)</u>	<u>18,888</u>	<u>(1,174,594)</u>	<u>(2,099,579)</u>
<b>Expenditures</b>				
Current:				
Library Services:				
Public Services and Programs	3,132,057	0	94,786	3,226,843
Support Services:				
Facilities Operation and Maintenance	7,900	0	5,964	13,864
Business Administration	123,335	0	0	123,335
Capital Outlay	286,415	0	0	286,415
Debt Service:				
Principal Retirement	0	1,060,000	0	1,060,000
Interest	0	2,234,506	0	2,234,506
<i>Total Expenditures</i>	<u>3,549,707</u>	<u>3,294,506</u>	<u>100,750</u>	<u>6,944,963</u>
<i>Excess of Revenues Under Expenditures</i>	(4,493,580)	(3,275,618)	(1,275,344)	(9,044,542)
<b>Other Financing Sources</b>				
Transfers In	0	3,294,215	0	3,294,215
<i>Net Change in Fund Balances</i>	(4,493,580)	18,597	(1,275,344)	(5,750,327)
<i>Fund Balances Beginning of Year</i>	<u>26,968,188</u>	<u>334</u>	<u>7,017,276</u>	<u>33,985,798</u>
<i>Fund Balances End of Year</i>	<u>\$22,474,608</u>	<u>\$18,931</u>	<u>\$5,741,932</u>	<u>\$28,235,471</u>

**Cleveland Public Library**  
**Cuyahoga County**  
*Combining Balance Sheet*  
*Nonmajor Special Revenue Funds*  
*December 31, 2022*

	Anderson	Endowment for the Blind	Founders
<b>Assets</b>			
Equity in Pooled Cash and Cash Equivalents	\$501,689	\$3,866,601	\$6,374,668
Accounts Receivable	0	0	122,250
Intergovernmental Receivable	0	0	0
Prepaid Items	0	0	6,412
<i>Total Assets</i>	<u>\$501,689</u>	<u>\$3,866,601</u>	<u>\$6,503,330</u>
<b>Liabilities</b>			
Accounts Payable	\$0	\$0	\$43,075
Accrued Wages and Benefits	0	0	0
Intergovernmental Payable	0	0	0
Unearned Revenue	0	0	27,225
Interfund Payable	0	0	0
Matured Compensated Absences Payable	0	0	0
<i>Total Liabilities</i>	<u>0</u>	<u>0</u>	<u>70,300</u>
<b>Deferred Inflows of Resources</b>			
Unavailable Revenue	0	0	50,000
<b>Fund Balances</b>			
Nonspendable	0	0	6,412
Restricted	0	3,866,601	0
Committed	501,689	0	6,376,618
Assigned	0	0	0
Unassigned (Deficit)	0	0	0
<i>Total Fund Balances (Deficit)</i>	<u>501,689</u>	<u>3,866,601</u>	<u>6,383,030</u>
<i>Total Liabilities, Deferred Inflows of Resources and Fund Balances</i>	<u>\$501,689</u>	<u>\$3,866,601</u>	<u>\$6,503,330</u>

<u>Kaiser</u>	<u>Kraley</u>	<u>Library</u>	<u>Pepke</u>	<u>Wickwire</u>
\$167,641	\$238,560	\$257,940	\$229,395	\$2,362,062
0	0	814	0	0
0	0	0	0	0
0	0	0	0	0
<u>\$167,641</u>	<u>\$238,560</u>	<u>\$258,754</u>	<u>\$229,395</u>	<u>\$2,362,062</u>
\$0	\$2,000	\$0	\$0	\$0
0	0	0	0	0
0	0	0	0	0
0	0	1,472	0	0
0	0	0	0	0
0	0	0	0	0
0	2,000	1,472	0	0
0	0	0	0	0
0	0	0	0	0
167,641	236,560	61,972	229,395	2,362,062
0	0	0	0	0
0	0	195,310	0	0
0	0	0	0	0
<u>167,641</u>	<u>236,560</u>	<u>257,282</u>	<u>229,395</u>	<u>2,362,062</u>
<u>\$167,641</u>	<u>\$238,560</u>	<u>\$258,754</u>	<u>\$229,395</u>	<u>\$2,362,062</u>

(continued)

**Cleveland Public Library**  
**Cuyahoga County**  
*Combining Balance Sheet*  
*Nonmajor Special Revenue Funds (continued)*  
*December 31, 2022*

	Wittke	Young	Judd
<b>Assets</b>			
Equity in Pooled Cash and			
Cash Equivalents	\$146,715	\$7,359,863	\$367,681
Accounts Receivable	0	0	0
Intergovernmental Receivable	0	0	0
Prepaid Items	0	0	0
<i>Total Assets</i>	<u>\$146,715</u>	<u>\$7,359,863</u>	<u>\$367,681</u>
<b>Liabilities</b>			
Accounts Payable	\$0	\$0	\$1,581
Accrued Wages and Benefits	0	0	4,452
Intergovernmental Payable	0	0	1,918
Unearned Revenue	0	0	249,279
Interfund Payable	0	0	0
Matured Compensated Absences Payable	0	0	0
<i>Total Liabilities</i>	<u>0</u>	<u>0</u>	<u>257,230</u>
<b>Deferred Inflows of Resources</b>			
Unavailable Revenue	0	0	0
<b>Fund Balances</b>			
Nonspendable	0	0	0
Restricted	146,715	7,359,863	110,451
Committed	0	0	0
Assigned	0	0	0
Unassigned (Deficit)	0	0	0
<i>Total Fund Balances (Deficit)</i>	<u>146,715</u>	<u>7,359,863</u>	<u>110,451</u>
<i>Total Liabilities, Deferred Inflows of Resources and Fund Balances</i>	<u>\$146,715</u>	<u>\$7,359,863</u>	<u>\$367,681</u>

<u>OLBPD</u>	<u>Lockwood Thompson Memorial</u>	<u>Schweinfurth</u>	<u>MyCom</u>	<u>Early Literacy</u>
\$535,952	\$301,057	\$265,993	\$2,791	\$78,418
0	0	0	0	98,557
0	0	0	72,209	0
10,256	0	0	0	0
<u>\$546,208</u>	<u>\$301,057</u>	<u>\$265,993</u>	<u>\$75,000</u>	<u>\$176,975</u>
\$7,670	\$0	\$0	\$1,788	\$10,197
24,369	0	0	0	0
10,999	0	0	0	0
172,502	201,934	85,595	0	68,221
0	0	0	75,000	0
11,702	0	0	0	0
<u>227,242</u>	<u>201,934</u>	<u>85,595</u>	<u>76,788</u>	<u>78,418</u>
<u>0</u>	<u>0</u>	<u>0</u>	<u>0</u>	<u>67,180</u>
10,256	0	0	0	0
308,710	99,123	180,398	0	31,377
0	0	0	0	0
0	0	0	0	0
0	0	0	(1,788)	0
<u>318,966</u>	<u>99,123</u>	<u>180,398</u>	<u>(1,788)</u>	<u>31,377</u>
<u>\$546,208</u>	<u>\$301,057</u>	<u>\$265,993</u>	<u>\$75,000</u>	<u>\$176,975</u>

(continued)



**Cleveland Public Library**  
**Cuyahoga County**  
*Combining Balance Sheet*  
*Nonmajor Special Revenue Funds (continued)*  
*December 31, 2022*

	Tech Centers	Rice Solar Panel System	Coronavirus Relief	Stevens Employee Engagement	Total Nonmajor Special Revenue Funds
<b>Assets</b>					
Equity in Pooled Cash and					
Cash Equivalents	\$81,293	\$105,510	\$0	\$257,733	\$23,501,562
Accounts Receivable	0	0	0	0	221,621
Intergovernmental Receivable	0	0	266,380	0	338,589
Prepaid Items	0	0	0	0	16,668
<i>Total Assets</i>	<u>\$81,293</u>	<u>\$105,510</u>	<u>\$266,380</u>	<u>\$257,733</u>	<u>\$24,078,440</u>
<b>Liabilities</b>					
Accounts Payable	\$1,561	\$0	\$0	\$0	\$67,872
Accrued Wages and Benefits	2,205	0	0	0	31,026
Intergovernmental Payable	1,962	0	0	0	14,879
Unearned Revenue	75,565	0	0	0	881,793
Interfund Payable	0	0	266,380	0	341,380
Matured Compensated Absences Payable	0	0	0	0	11,702
<i>Total Liabilities</i>	<u>81,293</u>	<u>0</u>	<u>266,380</u>	<u>0</u>	<u>1,348,652</u>
<b>Deferred Inflows of Resources</b>					
Unavailable Revenue	0	0	138,000	0	255,180
<b>Fund Balances</b>					
Nonspendable	0	0	0	0	16,668
Restricted	0	105,510	0	0	15,266,378
Committed	0	0	0	257,733	7,136,040
Assigned	0	0	0	0	195,310
Unassigned (Deficit)	0	0	(138,000)	0	(139,788)
<i>Total Fund Balances (Deficit)</i>	<u>0</u>	<u>105,510</u>	<u>(138,000)</u>	<u>257,733</u>	<u>22,474,608</u>
<i>Total Liabilities, Deferred Inflows of Resources and Fund Balances</i>	<u>\$81,293</u>	<u>\$105,510</u>	<u>\$266,380</u>	<u>\$257,733</u>	<u>\$24,078,440</u>

**Cleveland Public Library**  
**Cuyahoga County**  
*Combining Statement of Revenues, Expenditures and Changes in Fund Balances*  
*Nonmajor Special Revenue Funds*  
*For the Year Ended December 31, 2022*

	Anderson	Endowment for the Blind	Founders	Kaiser
<b>Revenues</b>				
Intergovernmental	\$0	\$0	\$0	\$0
Investment Earnings/Interest	(103,731)	(796,655)	(1,168,026)	(35,010)
Contributions and Donations	0	54,307	524,421	83
<i>Total Revenues</i>	<u>(103,731)</u>	<u>(742,348)</u>	<u>(643,605)</u>	<u>(34,927)</u>
<b>Expenditures</b>				
Current:				
Library Services:				
Public Services and Programs	0	0	795,769	0
Support Services:				
Facilities Operation and Maintenance	0	0	0	0
Business Administration	0	0	111,848	0
Capital Outlay	0	0	249,583	0
<i>Total Expenditures</i>	<u>0</u>	<u>0</u>	<u>1,157,200</u>	<u>0</u>
<i>Net Change in Fund Balances</i>	(103,731)	(742,348)	(1,800,805)	(34,927)
<i>Fund Balances Beginning of Year</i>	<u>605,420</u>	<u>4,608,949</u>	<u>8,183,835</u>	<u>202,568</u>
<i>Fund Balances (Deficit) End of Year</i>	<u>\$501,689</u>	<u>\$3,866,601</u>	<u>\$6,383,030</u>	<u>\$167,641</u>

(continued)

**Cleveland Public Library  
Cuyahoga County**

*Combining Statement of Revenues, Expenditures and Changes in Fund Balances  
Nonmajor Special Revenue Funds (continued)  
For the Year Ended December 31, 2022*

	Kralej	Library	Pepke	Wickwire
<b>Revenues</b>				
Intergovernmental	\$0	\$0	\$0	\$0
Investment Earnings/Interest	(45,893)	(44,976)	(47,931)	(493,600)
Contributions and Donations	0	5,164	0	0
<i>Total Revenues</i>	<u>(45,893)</u>	<u>(39,812)</u>	<u>(47,931)</u>	<u>(493,600)</u>
<b>Expenditures</b>				
Current:				
Library Services:				
Public Services and Programs	16,808	3,061	0	0
Support Services:				
Facilities Operation and Maintenance	0	0	0	0
Business Administration	0	0	0	0
Capital Outlay	0	0	0	0
<i>Total Expenditures</i>	<u>16,808</u>	<u>3,061</u>	<u>0</u>	<u>0</u>
<i>Net Change in Fund Balances</i>	(62,701)	(42,873)	(47,931)	(493,600)
<i>Fund Balances Beginning of Year</i>	<u>299,261</u>	<u>300,155</u>	<u>277,326</u>	<u>2,855,662</u>
<i>Fund Balances (Deficit) End of Year</i>	<u>\$236,560</u>	<u>\$257,282</u>	<u>\$229,395</u>	<u>\$2,362,062</u>

Wittke	Young	Judd	OLBPD
\$0	\$0	\$0	\$1,555,070
(30,644)	(1,522,720)	0	0
0	60,161	254,349	0
(30,644)	(1,462,559)	254,349	1,555,070
0	0	188,333	1,375,070
0	0	0	0
0	0	0	0
0	0	0	20,830
0	0	188,333	1,395,900
(30,644)	(1,462,559)	66,016	159,170
177,359	8,822,422	44,435	159,796
\$146,715	\$7,359,863	\$110,451	\$318,966

(continued)

**Cleveland Public Library**  
**Cuyahoga County**  
*Combining Statement of Revenues, Expenditures and Changes in Fund Balances*  
*Nonmajor Special Revenue Funds (continued)*  
*For the Year Ended December 31, 2022*

	Lockwood Thompson Memorial	Schweinfurth	MyCom	Early Literacy
<b>Revenues</b>				
Intergovernmental	\$0	\$0	\$55,148	\$0
Investment Earnings/Interest	0	0	0	0
Contributions and Donations	177,847	72,882	0	45,371
<i>Total Revenues</i>	<u>177,847</u>	<u>72,882</u>	<u>55,148</u>	<u>45,371</u>
<b>Expenditures</b>				
Current:				
Library Services:				
Public Services and Programs	166,083	45,680	70,701	13,065
Support Services:				
Facilities Operation and Maintenance	7,900	0	0	0
Business Administration	11,487	0	0	0
Capital Outlay	0	0	0	929
<i>Total Expenditures</i>	<u>185,470</u>	<u>45,680</u>	<u>70,701</u>	<u>13,994</u>
<i>Net Change in Fund Balances</i>	(7,623)	27,202	(15,553)	31,377
<i>Fund Balances Beginning of Year</i>	<u>106,746</u>	<u>153,196</u>	<u>13,765</u>	<u>0</u>
<i>Fund Balances (Deficit) End of Year</i>	<u>\$99,123</u>	<u>\$180,398</u>	<u>(\$1,788)</u>	<u>\$31,377</u>

Tech Centers	Rice Solar Panel System	Coronavirus Relief	Stevens Employee Engagement	Total Nonmajor Special Revenue Funds
\$0	\$0	\$128,380	\$0	\$1,738,598
0	114	0	0	(4,289,072)
154,283	0	0	257,733	1,606,601
154,283	114	128,380	257,733	(943,873)
185,449	5,658	266,380	0	3,132,057
0	0	0	0	7,900
0	0	0	0	123,335
15,073	0	0	0	286,415
200,522	5,658	266,380	0	3,549,707
(46,239)	(5,544)	(138,000)	257,733	(4,493,580)
46,239	111,054	0	0	26,968,188
\$0	\$105,510	(\$138,000)	\$257,733	\$22,474,608

**Cleveland Public Library**  
**Cuyahoga County**  
*Combining Balance Sheet*  
*Nonmajor Permanent Funds*  
*December 31, 2022*

	Abel	Ambler	Beard	Klein
<b>Assets</b>				
Equity in Pooled Cash and Cash Equivalents	<u>\$370,559</u>	<u>\$4,034</u>	<u>\$74,392</u>	<u>\$9,510</u>
<b>Liabilities</b>				
Accounts Payable	\$0	\$0	\$0	\$0
Accrued Wages and Benefits	0	0	0	0
Intergovernmental Payable	<u>0</u>	<u>0</u>	<u>0</u>	<u>0</u>
<i>Total Liabilities</i>	<u>0</u>	<u>0</u>	<u>0</u>	<u>0</u>
<b>Fund Balances</b>				
Nonspendable	10,000	200	8,886	500
Restricted	360,559	3,834	65,506	9,010
Unassigned (Deficit)	<u>0</u>	<u>0</u>	<u>0</u>	<u>0</u>
<i>Total Fund Balances</i>	<u>370,559</u>	<u>4,034</u>	<u>74,392</u>	<u>9,510</u>
<i>Total Liabilities and Fund Balances</i>	<u>\$370,559</u>	<u>\$4,034</u>	<u>\$74,392</u>	<u>\$9,510</u>

<u>Malon/ Schroeder</u>	<u>McDonald</u>	<u>Ratner</u>	<u>Root</u>	<u>Sugarman</u>	<u>Thompson</u>
<u>\$412,815</u>	<u>\$313,472</u>	<u>\$164,017</u>	<u>\$69,567</u>	<u>\$273,017</u>	<u>\$217,319</u>
\$0	\$310	\$0	\$0	\$1,045	\$0
590	0	0	0	0	0
257	0	0	0	0	0
<u>847</u>	<u>310</u>	<u>0</u>	<u>0</u>	<u>1,045</u>	<u>0</u>
110,000	8,932	5,000	6,000	148,377	43,754
301,968	304,230	159,017	63,567	123,595	173,565
<u>0</u>	<u>0</u>	<u>0</u>	<u>0</u>	<u>0</u>	<u>0</u>
<u>411,968</u>	<u>313,162</u>	<u>164,017</u>	<u>69,567</u>	<u>271,972</u>	<u>217,319</u>
<u>\$412,815</u>	<u>\$313,472</u>	<u>\$164,017</u>	<u>\$69,567</u>	<u>\$273,017</u>	<u>\$217,319</u>

(continued)



**Cleveland Public Library**  
**Cuyahoga County**  
*Combining Balance Sheet*  
*Nonmajor Permanent Funds (continued)*  
*December 31, 2022*

	<u>Weidenthal</u>	<u>White</u>	<u>Beard Anna Young</u>	<u>Paulson</u>	<u>Total Nonmajor Permanent Funds</u>
<b>Assets</b>					
Equity in Pooled Cash and Cash Equivalents	<u>\$11,690</u>	<u>\$3,560,601</u>	<u>\$123,599</u>	<u>\$139,542</u>	<u>\$5,744,134</u>
<b>Liabilities</b>					
Accounts Payable	\$0	\$0	\$0	\$0	\$1,355
Accrued Wages and Benefits	0	0	0	0	590
Intergovernmental Payable	<u>0</u>	<u>0</u>	<u>0</u>	<u>0</u>	<u>257</u>
<i>Total Liabilities</i>	<u>0</u>	<u>0</u>	<u>0</u>	<u>0</u>	<u>2,202</u>
<b>Fund Balances</b>					
Nonspendable	500	374,887	67,281	148,784	933,101
Restricted	11,190	3,185,714	56,318	0	4,818,073
Unassigned (Deficit)	<u>0</u>	<u>0</u>	<u>0</u>	<u>(9,242)</u>	<u>(9,242)</u>
<i>Total Fund Balances</i>	<u>11,690</u>	<u>3,560,601</u>	<u>123,599</u>	<u>139,542</u>	<u>5,741,932</u>
<i>Total Liabilities and Fund Balances</i>	<u>\$11,690</u>	<u>\$3,560,601</u>	<u>\$123,599</u>	<u>\$139,542</u>	<u>\$5,744,134</u>

**Cleveland Public Library**  
**Cuyahoga County**  
*Combining Statement of Revenues, Expenditures and Changes in Fund Balances*  
*Nonmajor Permanent Funds*  
*For the Year Ended December 31, 2022*

	<u>Abel</u>	<u>Ambler</u>	<u>Beard</u>
<b>Revenues</b>			
Investment Earnings/Interest	<u>(\$76,725)</u>	<u>(\$829)</u>	<u>(\$14,220)</u>
<b>Expenditures</b>			
Current:			
Library Services:			
Public Services and Programs	31,674	0	0
Support Services:			
Facilities Operation and Maintenance	<u>0</u>	<u>0</u>	<u>5,964</u>
<i>Total Expenditures</i>	<u>31,674</u>	<u>0</u>	<u>5,964</u>
<i>Net Change in Fund Balances</i>	(108,399)	(829)	(20,184)
<i>Fund Balances Beginning of Year</i>	<u>478,958</u>	<u>4,863</u>	<u>94,576</u>
<i>Fund Balances End of Year</i>	<u>\$370,559</u>	<u>\$4,034</u>	<u>\$74,392</u>

(continued)

**Cleveland Public Library**  
**Cuyahoga County**  
*Combining Statement of Revenues, Expenditures and Changes in Fund Balances*  
*Nonmajor Permanent Funds (continued)*  
*For the Year Ended December 31, 2022*

	<u>Klein</u>	<u>Malon/ Schroeder</u>	<u>McDonald</u>
<b>Revenues</b>			
Investment Earnings/Interest	<u>(\$1,954)</u>	<u>(\$84,039)</u>	<u>(\$65,360)</u>
<b>Expenditures</b>			
Current:			
Library Services:			
Public Services and Programs	0	17,563	3,720
Support Services:			
Facilities Operation and Maintenance	<u>0</u>	<u>0</u>	<u>0</u>
<i>Total Expenditures</i>	<u>0</u>	<u>17,563</u>	<u>3,720</u>
<i>Net Change in Fund Balances</i>	(1,954)	(101,602)	(69,080)
<i>Fund Balances Beginning of Year</i>	<u>11,464</u>	<u>513,570</u>	<u>382,242</u>
<i>Fund Balances End of Year</i>	<u>\$9,510</u>	<u>\$411,968</u>	<u>\$313,162</u>

---



---

<u>Ratner</u>	<u>Root</u>	<u>Sugarman</u>	<u>Thompson</u>	<u>Weidental</u>
<u>(\$34,268)</u>	<u>(\$14,461)</u>	<u>(\$55,569)</u>	<u>(\$45,405)</u>	<u>(\$2,412)</u>
0	0	9,045	0	0
<u>0</u>	<u>0</u>	<u>0</u>	<u>0</u>	<u>0</u>
<u>0</u>	<u>0</u>	<u>9,045</u>	<u>0</u>	<u>0</u>
(34,268)	(14,461)	(64,614)	(45,405)	(2,412)
<u>198,285</u>	<u>84,028</u>	<u>336,586</u>	<u>262,724</u>	<u>14,102</u>
<u>\$164,017</u>	<u>\$69,567</u>	<u>\$271,972</u>	<u>\$217,319</u>	<u>\$11,690</u>

(continued)

**Cleveland Public Library**  
**Cuyahoga County**  
*Combining Statement of Revenues, Expenditures and Changes in Fund Balances*  
*Nonmajor Permanent Funds (continued)*  
*For the Year Ended December 31, 2022*

	White	Beard Anna Young	Paulson	Total Nonmajor Permanent Funds
<b>Revenues</b>				
Investment Earnings/Interest	(\$727,569)	(\$22,623)	(\$29,160)	(\$1,174,594)
<b>Expenditures</b>				
Current:				
Library Services:				
Public Services and Programs	32,784	0	0	94,786
Support Services:				
Facilities Operation and Maintenance	0	0	0	5,964
<i>Total Expenditures</i>	<u>32,784</u>	<u>0</u>	<u>0</u>	<u>100,750</u>
<i>Net Change in Fund Balances</i>	(760,353)	(22,623)	(29,160)	(1,275,344)
<i>Fund Balances Beginning of Year</i>	<u>4,320,954</u>	<u>146,222</u>	<u>168,702</u>	<u>7,017,276</u>
<i>Fund Balances End of Year</i>	<u>\$3,560,601</u>	<u>\$123,599</u>	<u>\$139,542</u>	<u>\$5,741,932</u>

**Individual Fund Schedules of Revenues, Expenditures/Expenses  
and Changes in Fund Balances/Equity –  
Budget (Non-GAAP Basis) and Actual**

**Cleveland Public Library**  
**Cuyahoga County**  
*Schedule of Revenues, Expenditures and Changes*  
*in Fund Balance - Budget (Non-GAAP Basis) and Actual*  
*General Fund*  
*For the Year Ended December 31, 2022*

	Budgeted Amounts		Actual	Variance with Final Budget
	Original	Final		
<b>Revenues</b>				
Property and Other Taxes	\$35,317,742	\$38,347,376	\$38,347,376	\$0
Fines and Fees	119,635	151,685	161,311	9,626
Intergovernmental	27,788,857	30,828,428	30,828,428	0
Investment Earnings/Interest	354,077	699,010	692,111	(6,899)
Contributions and Donations	0	60,470	60,945	475
Miscellaneous	814,192	825,007	829,852	4,845
<i>Total Revenues</i>	<u>64,394,503</u>	<u>70,911,976</u>	<u>70,920,023</u>	<u>8,047</u>
<b>Expenditures</b>				
<b>Current:</b>				
Library Services:				
Public Services and Programs				
Salaries and Wages	25,415,361	25,300,190	24,464,164	836,026
Supplies	115,766	281,311	281,311	0
Purchased Services	3,786,290	3,610,061	3,538,287	71,774
Library Materials	11,711,026	11,723,977	11,703,798	20,179
Other	21,796	23,709	23,709	0
Total Public Service and Programs	<u>41,050,239</u>	<u>40,939,248</u>	<u>40,011,269</u>	<u>927,979</u>
Collection Development and Processing				
Salaries and Wages	2,614,457	2,589,640	2,545,024	44,616
Supplies	25,161	56,382	56,382	0
Purchased Services	955,133	975,525	934,404	41,121
Library Materials	205,245	192,294	192,265	29
Other	3,000	3,198	3,198	0
Total Collection Development and Processing	<u>3,802,996</u>	<u>3,817,039</u>	<u>3,731,273</u>	<u>85,766</u>
Total Library Services	<u>44,853,235</u>	<u>44,756,287</u>	<u>43,742,542</u>	<u>1,013,745</u>
Support Services:				
Facilities Operation and Maintenance				
Salaries and Wages	7,938,710	7,653,001	7,492,543	160,458
Supplies	453,602	471,602	346,283	125,319
Purchased Services	3,480,384	3,613,685	3,180,348	433,337
Other	84	394	394	0
Total Facilities Operation and Maintenance	<u>\$11,872,780</u>	<u>\$11,738,682</u>	<u>\$11,019,568</u>	<u>\$719,114</u>

(continued)

**Cleveland Public Library**  
**Cuyahoga County**  
*Schedule of Revenues, Expenditures and Changes*  
*in Fund Balance - Budget (Non-GAAP Basis) and Actual*  
*General Fund (continued)*  
*For the Year Ended December 31, 2022*

	Budgeted Amounts		Actual	Variance with Final Budget
	Original	Final		
Information Services				
Salaries and Wages	\$152,127	\$284,099	\$282,191	\$1,908
Supplies	15,000	15,000	13,093	1,907
Purchased Services	2,191,711	2,191,711	2,109,832	81,879
<b>Total Information Services</b>	<b>2,358,838</b>	<b>2,490,810</b>	<b>2,405,116</b>	<b>85,694</b>
Business Administration				
Salaries and Wages	4,818,341	5,037,065	4,940,598	96,467
Supplies	347,589	132,823	61,517	71,306
Purchased Services	3,043,393	3,065,930	2,700,027	365,903
Other	171,909	244,488	188,743	55,745
<b>Total Business Administration</b>	<b>8,381,232</b>	<b>8,480,306</b>	<b>7,890,885</b>	<b>589,421</b>
<b>Total Support Services</b>	<b>22,612,850</b>	<b>22,709,798</b>	<b>21,315,569</b>	<b>1,394,229</b>
Capital Outlay				
Furniture and Equipment	432,387	548,817	453,677	95,140
Computer Hardware/Software	528,313	528,314	497,062	31,252
Motor Vehicles	90,000	23,570	6,474	17,096
<b>Total Capital Outlay</b>	<b>1,050,700</b>	<b>1,100,701</b>	<b>957,213</b>	<b>143,488</b>
<b>Total Expenditures</b>	<b>68,516,785</b>	<b>68,566,786</b>	<b>66,015,324</b>	<b>2,551,462</b>
<i>Excess of Revenues Over (Under) Expenditures</i>	<i>(4,122,282)</i>	<i>2,345,190</i>	<i>4,904,699</i>	<i>2,559,509</i>
<b>Other Financing Sources (Uses)</b>				
Sale of Capital Assets	0	0	3,114	3,114
Advances In	0	0	85,000	85,000
Advances Out	0	0	(213,000)	(213,000)
Transfers Out	(3,294,215)	(17,294,215)	(17,294,215)	0
<b>Total Other Financing Sources (Uses)</b>	<b>(3,294,215)</b>	<b>(17,294,215)</b>	<b>(17,419,101)</b>	<b>(124,886)</b>
<b>Net Change in Fund Balance</b>	<b>(7,416,497)</b>	<b>(14,949,025)</b>	<b>(12,514,402)</b>	<b>2,434,623</b>
<b>Fund Balance Beginning of Year</b>	<b>28,526,049</b>	<b>28,526,049</b>	<b>28,526,049</b>	<b>0</b>
<b>Prior Year Encumbrances Appropriated</b>	<b>9,891,670</b>	<b>9,891,670</b>	<b>9,891,670</b>	<b>0</b>
<b>Fund Balance End of Year</b>	<b>\$31,001,222</b>	<b>\$23,468,694</b>	<b>\$25,903,317</b>	<b>\$2,434,623</b>



**Cleveland Public Library**  
**Cuyahoga County**  
*Schedule of Revenues, Expenditures and Changes*  
*in Fund Balance - Budget (Non-GAAP Basis) and Actual*  
**CLEVNET Fund**  
*For the Year Ended December 31, 2022*

	<u>Budgeted Amounts</u>		<u>Actual</u>	<u>Variance with Final Budget</u>
	<u>Original</u>	<u>Final</u>		
<b>Revenues</b>				
Charges for Services	\$5,423,411	\$4,992,080	\$5,051,919	\$59,839
<b>Expenditures</b>				
Current:				
Support Services:				
Information Services				
Salaries and Wages	2,141,704	2,141,704	1,882,004	259,700
Supplies	17,069	17,069	5,250	11,819
Purchased Services	1,729,449	2,112,778	1,988,412	124,366
Library Materials	1,171,807	1,171,807	1,171,790	17
Other	362,494	831,196	367,586	463,610
Total Support Services	<u>5,422,523</u>	<u>6,274,554</u>	<u>5,415,042</u>	<u>859,512</u>
Capital Outlay				
Furniture and Equipment	5,000	5,000	1,068	3,932
Computer Hardware/Software	323,162	415,075	329,315	85,760
Total Capital Outlay	<u>328,162</u>	<u>420,075</u>	<u>330,383</u>	<u>89,692</u>
<i>Total Expenditures</i>	<u>5,750,685</u>	<u>6,694,629</u>	<u>5,745,425</u>	<u>949,204</u>
<i>Net Change in Fund Balance</i>	(327,274)	(1,702,549)	(693,506)	1,009,043
<i>Fund Balance Beginning of Year</i>	1,375,275	1,375,275	1,375,275	0
Prior Year Encumbrances Appropriated	<u>327,274</u>	<u>327,274</u>	<u>327,274</u>	<u>0</u>
<i>Fund Balance End of Year</i>	<u><u>\$1,375,275</u></u>	<u><u>\$0</u></u>	<u><u>\$1,009,043</u></u>	<u><u>\$1,009,043</u></u>

**Cleveland Public Library**  
**Cuyahoga County**  
*Schedule of Revenues, Expenditures and Changes*  
*in Fund Balance - Budget (Non-GAAP Basis) and Actual*  
*Construction Fund*  
*For the Year Ended December 31, 2022*

	<u>Budgeted Amounts</u>		<u>Actual</u>	<u>Variance with Final Budget</u>
	<u>Original</u>	<u>Final</u>		
<b>Revenues</b>				
Investment Earnings/Interest	\$0	\$388,250	\$417,405	\$29,155
<b>Expenditures</b>				
Current:				
Library Services:				
Public Services and Programs				
Supplies	0	18,207	17,782	425
Purchased Services	9,190	1,815	1,815	0
Total Library Services	9,190	20,022	19,597	425
Support Services:				
Business Administration				
Purchased Services	14,372	22,535	21,420	1,115
Capital Outlay				
Land	168,135	174,610	174,610	0
Improvements	24,670,119	52,509,895	48,686,040	3,823,855
Furniture and Equipment	349,999	1,309,768	1,161,408	148,360
Computer Hardware/Software	0	252,137	250,705	1,432
Total Capital Outlay	25,188,253	54,246,410	50,272,763	3,973,647
<i>Total Expenditures</i>	25,211,815	54,288,967	50,313,780	3,975,187
<i>Net Change in Fund Balance</i>	(25,211,815)	(53,900,717)	(49,896,375)	4,004,342
<i>Fund Balance Beginning of Year</i>	29,125,295	29,125,295	29,125,295	0
Prior Year Encumbrances Appropriated	25,186,195	25,186,195	25,186,195	0
<i>Fund Balance End of Year</i>	<u>\$29,099,675</u>	<u>\$410,773</u>	<u>\$4,415,115</u>	<u>\$4,004,342</u>

**Cleveland Public Library**  
**Cuyahoga County**  
*Schedule of Revenues, Expenditures and Changes*  
*in Fund Balance - Budget (Non-GAAP Basis) and Actual*  
*Building and Repair Fund*  
*For the Year Ended December 31, 2022*

	Budgeted Amounts		Actual	Variance with Final Budget
	Original	Final		
<b>Revenues</b>				
Contributions and Donations	\$0	\$4,815,000	\$4,815,000	\$0
<b>Expenditures</b>				
Capital Outlay				
Improvements	49,750	14,431,068	13,771,296	659,772
Furniture and Equipment	6,733,826	73,446	73,446	0
<i>Total Expenditures</i>	<u>6,783,576</u>	<u>14,504,514</u>	<u>13,844,742</u>	<u>659,772</u>
<i>Excess of Revenues Over (Under) Expenditures</i>	<u>(6,783,576)</u>	<u>(9,689,514)</u>	<u>(9,029,742)</u>	<u>659,772</u>
<b>Other Financing Sources</b>				
Sale of Capital Assets	0	385,000	385,000	0
Transfers In	0	14,000,000	14,000,000	0
<i>Total Other Financing Sources</i>	<u>0</u>	<u>14,385,000</u>	<u>14,385,000</u>	<u>0</u>
<i>Net Change in Fund Balance</i>	(6,783,576)	4,695,486	5,355,258	659,772
<i>Fund Balance Beginning of Year</i>	19,374,233	19,374,233	19,374,233	0
Prior Year Encumbrances Appropriated	70,254	70,254	70,254	0
<i>Fund Balance End of Year</i>	<u>\$12,660,911</u>	<u>\$24,139,973</u>	<u>\$24,799,745</u>	<u>\$659,772</u>

**Cleveland Public Library**  
**Cuyahoga County**  
*Schedule of Revenues, Expenditures and Changes*  
*in Fund Balance - Budget (Non-GAAP Basis) and Actual*  
*Anderson Fund*  
*For the Year Ended December 31, 2022*

	<u>Budgeted Amounts</u>		<u>Actual</u>	<u>Variance with Final Budget</u>
	<u>Original</u>	<u>Final</u>		
<b>Revenues</b>				
Investment Earnings/Interest	\$0	\$3,039	\$8,653	\$5,614
<b>Expenditures</b>				
Current:				
Library Services:				
Public Services and Programs				
Purchased Services	<u>5,000</u>	<u>5,000</u>	<u>0</u>	<u>5,000</u>
<i>Net Change in Fund Balance</i>	(5,000)	(1,961)	8,653	10,614
<i>Fund Balance Beginning of Year</i>	<u>415,695</u>	<u>415,695</u>	<u>415,695</u>	<u>0</u>
<i>Fund Balance End of Year</i>	<u><u>\$410,695</u></u>	<u><u>\$413,734</u></u>	<u><u>\$424,348</u></u>	<u><u>\$10,614</u></u>

**Cleveland Public Library**  
**Cuyahoga County**  
*Schedule of Revenues, Expenditures and Changes*  
*in Fund Balance - Budget (Non-GAAP Basis) and Actual*  
*Endowment for the Blind Fund*  
*For the Year Ended December 31, 2022*

	<u>Budgeted Amounts</u>		<u>Actual</u>	<u>Variance with Final Budget</u>
	<u>Original</u>	<u>Final</u>		
<b>Revenues</b>				
Investment Earnings/Interest	\$0	\$11,301	\$54,417	\$43,116
Contributions and Donations	<u>0</u>	<u>54,310</u>	<u>54,307</u>	<u>(3)</u>
<i>Total Revenues</i>	0	65,611	108,724	43,113
<b>Expenditures</b>	<u>0</u>	<u>0</u>	<u>0</u>	<u>0</u>
<i>Net Change in Fund Balance</i>	0	65,611	108,724	43,113
<i>Fund Balance Beginning of Year</i>	<u>3,209,639</u>	<u>3,209,639</u>	<u>3,209,639</u>	<u>0</u>
<i>Fund Balance End of Year</i>	<u><u>\$3,209,639</u></u>	<u><u>\$3,275,250</u></u>	<u><u>\$3,318,363</u></u>	<u><u>\$43,113</u></u>

**Cleveland Public Library**  
**Cuyahoga County**  
*Schedule of Revenues, Expenditures and Changes*  
*in Fund Balance - Budget (Non-GAAP Basis) and Actual*  
*Founders Fund*  
*For the Year Ended December 31, 2022*

	<u>Budgeted Amounts</u>		<u>Actual</u>	<u>Variance with Final Budget</u>
	<u>Original</u>	<u>Final</u>		
<b>Revenues</b>				
Investment Earnings/Interest	\$0	\$156,855	\$220,071	\$63,216
Contributions and Donations	107,750	230,180	230,180	0
<i>Total Revenues</i>	<u>107,750</u>	<u>387,035</u>	<u>450,251</u>	<u>63,216</u>
<b>Expenditures</b>				
Current:				
Library Services:				
Public Services and Programs				
Salaries and Wages	153,950	153,950	7,963	145,987
Supplies	292,937	282,823	282,823	0
Purchased Services	832,807	875,357	686,459	188,898
Library Materials	0	10,000	5,942	4,058
Total Library Services	<u>1,279,694</u>	<u>1,322,130</u>	<u>983,187</u>	<u>338,943</u>
Support Services:				
Facilities Operation and Maintenance				
Purchased Services	52,035	52,035	0	52,035
Business Administration				
Salaries and Wages	35,855	31,633	31,633	0
Purchased Services	119,626	107,535	107,535	0
Other	0	4,223	4,223	0
Total Business Administration	<u>155,481</u>	<u>143,391</u>	<u>143,391</u>	<u>0</u>
Total Support Services	<u>207,516</u>	<u>195,426</u>	<u>143,391</u>	<u>52,035</u>
Capital Outlay				
Improvements	0	62,576	62,576	0
Furniture and Equipment	150,237	183,681	183,681	0
Computer Hardware/Software	38,288	34,352	3,326	31,026
Total Capital Outlay	<u>188,525</u>	<u>280,609</u>	<u>249,583</u>	<u>31,026</u>
<i>Total Expenditures</i>	<u>1,675,735</u>	<u>1,798,165</u>	<u>1,376,161</u>	<u>422,004</u>
<i>Net Change in Fund Balance</i>	(1,567,985)	(1,411,130)	(925,910)	485,220
<i>Fund Balance Beginning of Year</i>	6,052,730	6,052,730	6,052,730	0
Prior Year Encumbrances Appropriated	<u>297,905</u>	<u>297,905</u>	<u>297,905</u>	<u>0</u>
<i>Fund Balance End of Year</i>	<u><u>\$4,782,650</u></u>	<u><u>\$4,939,505</u></u>	<u><u>\$5,424,725</u></u>	<u><u>\$485,220</u></u>

**Cleveland Public Library**  
**Cuyahoga County**  
*Schedule of Revenues, Expenditures and Changes*  
*in Fund Balance - Budget (Non-GAAP Basis) and Actual*  
*Kaiser Fund*  
*For the Year Ended December 31, 2022*

	<u>Budgeted Amounts</u>		<u>Actual</u>	<u>Variance with Final Budget</u>
	<u>Original</u>	<u>Final</u>		
<b>Revenues</b>				
Investment Earnings/Interest	\$0	\$496	\$2,391	\$1,895
Contributions and Donations	<u>0</u>	<u>83</u>	<u>83</u>	<u>0</u>
<i>Total Revenues</i>	0	579	2,474	1,895
<b>Expenditures</b>	<u>0</u>	<u>0</u>	<u>0</u>	<u>0</u>
<i>Net Change in Fund Balance</i>	0	579	2,474	1,895
<i>Fund Balance Beginning of Year</i>	<u>161,124</u>	<u>161,124</u>	<u>161,124</u>	<u>0</u>
<i>Fund Balance End of Year</i>	<u><u>\$161,124</u></u>	<u><u>\$161,703</u></u>	<u><u>\$163,598</u></u>	<u><u>\$1,895</u></u>

**Cleveland Public Library**  
**Cuyahoga County**  
*Schedule of Revenues, Expenditures and Changes*  
*in Fund Balance - Budget (Non-GAAP Basis) and Actual*  
*Kralej Fund*  
*For the Year Ended December 31, 2022*

	<u>Budgeted Amounts</u>		<u>Actual</u>	<u>Variance with Final Budget</u>
	<u>Original</u>	<u>Final</u>		
<b>Revenues</b>				
Investment Earnings/Interest	\$0	\$2,150	\$4,633	\$2,483
<b>Expenditures</b>				
Current:				
Library Services:				
Public Services and Programs				
Purchased Services	25,000	25,245	25,245	0
Library Materials	5,084	4,839	563	4,276
<i>Total Expenditures</i>	<u>30,084</u>	<u>30,084</u>	<u>25,808</u>	<u>4,276</u>
<i>Net Change in Fund Balance</i>	(30,084)	(27,934)	(21,175)	6,759
<i>Fund Balance Beginning of Year</i>	232,471	232,471	232,471	0
Prior Year Encumbrances Appropriated	84	84	84	0
<i>Fund Balance End of Year</i>	<u>\$202,471</u>	<u>\$204,621</u>	<u>\$211,380</u>	<u>\$6,759</u>



**Cleveland Public Library**  
**Cuyahoga County**  
*Schedule of Revenues, Expenditures and Changes*  
*in Fund Balance - Budget (Non-GAAP Basis) and Actual*  
*Library Fund*  
*For the Year Ended December 31, 2022*

	<u>Budgeted Amounts</u>		<u>Actual</u>	<u>Variance with Final Budget</u>
	<u>Original</u>	<u>Final</u>		
<b>Revenues</b>				
Investment Earnings/Interest	\$0	\$638	\$3,072	\$2,434
Contributions and Donations	0	5,747	5,822	75
<i>Total Revenues</i>	<u>0</u>	<u>6,385</u>	<u>8,894</u>	<u>2,509</u>
<b>Expenditures</b>				
Current:				
Library Services:				
Public Services and Programs				
Supplies	0	3,358	2,485	873
Purchased Services	0	1,175	600	575
Library Materials	20,000	18,841	0	18,841
<i>Total Expenditures</i>	<u>20,000</u>	<u>23,374</u>	<u>3,085</u>	<u>20,289</u>
<i>Net Change in Fund Balance</i>	(20,000)	(16,989)	5,809	22,798
<i>Fund Balance Beginning of Year</i>	<u>218,303</u>	<u>218,303</u>	<u>218,303</u>	<u>0</u>
<i>Fund Balance End of Year</i>	<u><u>\$198,303</u></u>	<u><u>\$201,314</u></u>	<u><u>\$224,112</u></u>	<u><u>\$22,798</u></u>

**Cleveland Public Library**  
**Cuyahoga County**  
*Schedule of Revenues, Expenditures and Changes*  
*in Fund Balance - Budget (Non-GAAP Basis) and Actual*  
*Pepke Fund*  
*For the Year Ended December 31, 2022*

	<u>Budgeted Amounts</u>		<u>Actual</u>	<u>Variance with Final Budget</u>
	<u>Original</u>	<u>Final</u>		
<b>Revenues</b>				
Investment Earnings/Interest	\$0	\$680	\$3,274	\$2,594
<b>Expenditures</b>	<u>0</u>	<u>0</u>	<u>0</u>	<u>0</u>
<i>Net Change in Fund Balance</i>	0	680	3,274	2,594
<i>Fund Balance Beginning of Year</i>	<u>191,290</u>	<u>191,290</u>	<u>191,290</u>	<u>0</u>
<i>Fund Balance End of Year</i>	<u><u>\$191,290</u></u>	<u><u>\$191,970</u></u>	<u><u>\$194,564</u></u>	<u><u>\$2,594</u></u>

**Cleveland Public Library**  
**Cuyahoga County**  
*Schedule of Revenues, Expenditures and Changes*  
*in Fund Balance - Budget (Non-GAAP Basis) and Actual*  
*Wickwire Fund*  
*For the Year Ended December 31, 2022*

	<u>Budgeted Amounts</u>		<u>Actual</u>	<u>Variance with Final Budget</u>
	<u>Original</u>	<u>Final</u>		
<b>Revenues</b>				
Investment Earnings/Interest	\$0	\$6,375	\$33,090	\$26,715
<b>Expenditures</b>	<u>0</u>	<u>0</u>	<u>0</u>	<u>0</u>
<i>Net Change in Fund Balance</i>	0	6,375	33,090	26,715
<i>Fund Balance Beginning of Year</i>	<u>1,961,621</u>	<u>1,961,621</u>	<u>1,961,621</u>	<u>0</u>
<i>Fund Balance End of Year</i>	<u><u>\$1,961,621</u></u>	<u><u>\$1,967,996</u></u>	<u><u>\$1,994,711</u></u>	<u><u>\$26,715</u></u>

**Cleveland Public Library**  
**Cuyahoga County**  
*Schedule of Revenues, Expenditures and Changes*  
*in Fund Balance - Budget (Non-GAAP Basis) and Actual*  
*Wittke Fund*  
*For the Year Ended December 31, 2022*

	<u>Budgeted Amounts</u>		<u>Actual</u>	<u>Variance with Final Budget</u>
	<u>Original</u>	<u>Final</u>		
<b>Revenues</b>				
Investment Earnings/Interest	\$0	\$435	\$2,093	\$1,658
<b>Expenditures</b>	<u>0</u>	<u>0</u>	<u>0</u>	<u>0</u>
<i>Net Change in Fund Balance</i>	0	435	2,093	1,658
<i>Fund Balance Beginning of Year</i>	<u>121,718</u>	<u>121,718</u>	<u>121,718</u>	<u>0</u>
<i>Fund Balance End of Year</i>	<u>\$121,718</u>	<u>\$122,153</u>	<u>\$123,811</u>	<u>\$1,658</u>

**Cleveland Public Library**  
**Cuyahoga County**  
*Schedule of Revenues, Expenditures and Changes*  
*in Fund Balance - Budget (Non-GAAP Basis) and Actual*  
*Young Fund*  
*For the Year Ended December 31, 2022*

	<u>Budgeted Amounts</u>		<u>Actual</u>	<u>Variance with Final Budget</u>
	<u>Original</u>	<u>Final</u>		
<b>Revenues</b>				
Investment Earnings/Interest	\$0	\$6,128	\$88,540	\$82,412
Contributions and Donations	<u>50,000</u>	<u>60,161</u>	<u>60,161</u>	<u>0</u>
<i>Total Revenues</i>	50,000	66,289	148,701	82,412
<b>Expenditures</b>	<u>0</u>	<u>0</u>	<u>0</u>	<u>0</u>
<i>Net Change in Fund Balance</i>	50,000	66,289	148,701	82,412
<i>Fund Balance Beginning of Year</i>	<u>6,196,611</u>	<u>6,196,611</u>	<u>6,196,611</u>	<u>0</u>
<i>Fund Balance End of Year</i>	<u><u>\$6,246,611</u></u>	<u><u>\$6,262,900</u></u>	<u><u>\$6,345,312</u></u>	<u><u>\$82,412</u></u>

**Cleveland Public Library**  
**Cuyahoga County**  
*Schedule of Revenues, Expenditures and Changes*  
*in Fund Balance - Budget (Non-GAAP Basis) and Actual*  
*Judd Fund*  
*For the Year Ended December 31, 2022*

	<u>Budgeted Amounts</u>		<u>Actual</u>	<u>Variance with Final Budget</u>
	<u>Original</u>	<u>Final</u>		
<b>Revenues</b>				
Contributions and Donations	\$245,000	\$257,230	\$257,230	\$0
<b>Expenditures</b>				
Current:				
Library Services:				
Public Services and Programs				
Salaries and Wages	145,559	150,114	150,114	0
Purchased Services	112,532	403,787	52,568	351,219
<i>Total Expenditures</i>	258,091	553,901	202,682	351,219
<i>Net Change in Fund Balance</i>	(13,091)	(296,671)	54,548	351,219
<i>Fund Balance Beginning of Year</i>	283,580	283,580	283,580	0
Prior Year Encumbrances Appropriated	13,091	13,091	13,091	0
<i>Fund Balance End of Year</i>	\$283,580	\$0	\$351,219	\$351,219

**Cleveland Public Library**  
**Cuyahoga County**  
*Schedule of Revenues, Expenditures and Changes*  
*in Fund Balance - Budget (Non-GAAP Basis) and Actual*  
*Ohio Library for the Blind and Print Disabled (OLBPD) Fund*  
*For the Year Ended December 31, 2022*

	Budgeted Amounts		Actual	Variance with Final Budget
	Original	Final		
<b>Revenues</b>				
Intergovernmental	\$1,508,194	\$1,508,194	\$1,508,194	\$0
<b>Expenditures</b>				
Current:				
Library Services:				
Public Services and Programs				
Salaries and Wages	1,052,753	1,089,588	1,050,140	39,448
Supplies	17,500	20,626	9,580	11,046
Purchased Services	450,410	760,090	338,713	421,377
Library Materials	0	10,125	10,125	0
Other	22,463	23,555	23,555	0
Total Library Services	1,543,126	1,903,984	1,432,113	471,871
Capital Outlay				
Furniture and Equipment	20,108	20,108	13,030	7,078
Computer Hardware/Software	7,800	7,800	7,800	0
Total Capital Outlay	27,908	27,908	20,830	7,078
<i>Total Expenditures</i>	1,571,034	1,931,892	1,452,943	478,949
<i>Net Change in Fund Balance</i>	(62,840)	(423,698)	55,251	478,949
<i>Fund Balance Beginning of Year</i>	360,859	360,859	360,859	0
Prior Year Encumbrances Appropriated	62,839	62,839	62,839	0
<i>Fund Balance End of Year</i>	\$360,858	\$0	\$478,949	\$478,949

**Cleveland Public Library**  
**Cuyahoga County**  
*Schedule of Revenues, Expenditures and Changes*  
*in Fund Balance - Budget (Non-GAAP Basis) and Actual*  
*Lockwood Thompson Memorial Fund*  
*For the Year Ended December 31, 2022*

	<u>Budgeted Amounts</u>		<u>Actual</u>	<u>Variance with Final Budget</u>
	<u>Original</u>	<u>Final</u>		
<b>Revenues</b>				
Contributions and Donations	\$190,000	\$201,934	\$201,934	\$0
<b>Expenditures</b>				
Current:				
Library Services:				
Public Services and Programs				
Purchased Services	220,000	281,934	147,683	134,251
Library Materials	80,534	94,870	78,209	16,661
Total Library Services	300,534	376,804	225,892	150,912
Support Services:				
Facilities Operation and Maintenance				
Purchased Services	0	7,900	7,900	0
Business Administration				
Supplies	4,693	4,756	4,541	215
Purchased Services	50,000	117,035	11,639	105,396
Total Business Administration	54,693	121,791	16,180	105,611
Total Support Services	54,693	129,691	24,080	105,611
<i>Total Expenditures</i>	<u>355,227</u>	<u>506,495</u>	<u>249,972</u>	<u>256,523</u>
<i>Net Change in Fund Balance</i>	(165,227)	(304,561)	(48,038)	256,523
<i>Fund Balance Beginning of Year</i>	139,334	139,334	139,334	0
Prior Year Encumbrances Appropriated	165,227	165,227	165,227	0
<i>Fund Balance End of Year</i>	<u>\$139,334</u>	<u>\$0</u>	<u>\$256,523</u>	<u>\$256,523</u>



**Cleveland Public Library**  
**Cuyahoga County**  
*Schedule of Revenues, Expenditures and Changes*  
*in Fund Balance - Budget (Non-GAAP Basis) and Actual*  
*Schweinfurth Fund*  
*For the Year Ended December 31, 2022*

	<u>Budgeted Amounts</u>		<u>Actual</u>	<u>Variance with Final Budget</u>
	<u>Original</u>	<u>Final</u>		
<b>Revenues</b>				
Contributions and Donations	\$50,000	\$85,575	\$85,595	\$20
<b>Expenditures</b>				
Current:				
Library Services:				
Public Services and Programs				
Library Materials	<u>50,000</u>	<u>50,000</u>	<u>45,680</u>	<u>4,320</u>
<i>Net Change in Fund Balance</i>	0	35,575	39,915	4,340
<i>Fund Balance Beginning of Year</i>	<u>226,078</u>	<u>226,078</u>	<u>226,078</u>	<u>0</u>
<i>Fund Balance End of Year</i>	<u><u>\$226,078</u></u>	<u><u>\$261,653</u></u>	<u><u>\$265,993</u></u>	<u><u>\$4,340</u></u>

**Cleveland Public Library**  
**Cuyahoga County**  
*Schedule of Revenues, Expenditures and Changes*  
*in Fund Balance - Budget (Non-GAAP Basis) and Actual*  
*MyCom Fund*  
*For the Year Ended December 31, 2022*

	<u>Budgeted Amounts</u>		<u>Actual</u>	<u>Variance with Final Budget</u>
	<u>Original</u>	<u>Final</u>		
<b>Revenues</b>				
Intergovernmental	\$75,000	\$102,651	\$25,845	(\$76,806)
<b>Expenditures</b>				
Current:				
Library Services:				
Public Services and Programs				
Supplies	2,038	66,585	63,830	2,755
Purchased Services	0	8,415	8,415	0
<i>Total Expenditures</i>	<u>2,038</u>	<u>75,000</u>	<u>72,245</u>	<u>2,755</u>
<i>Excess of Revenues Over (Under) Expenditures</i>	<u>72,962</u>	<u>27,651</u>	<u>(46,400)</u>	<u>(74,051)</u>
<b>Other Financing Sources (Uses)</b>				
Advances In	0	0	75,000	75,000
Advances Out	0	0	(75,000)	(75,000)
<i>Total Other Financing Sources (Uses)</i>	<u>0</u>	<u>0</u>	<u>0</u>	<u>0</u>
<i>Net Change in Fund Balance</i>	72,962	27,651	(46,400)	(74,051)
<i>Fund Balance Beginning of Year</i>	45,311	45,311	45,311	0
Prior Year Encumbrances Appropriated	<u>2,038</u>	<u>2,038</u>	<u>2,038</u>	<u>0</u>
<i>Fund Balance End of Year</i>	<u>\$120,311</u>	<u>\$75,000</u>	<u>\$949</u>	<u>(\$74,051)</u>

**Cleveland Public Library**  
**Cuyahoga County**  
*Schedule of Revenues, Expenditures and Changes*  
*in Fund Balance - Budget (Non-GAAP Basis) and Actual*  
*Early Literacy Fund*  
*For the Year Ended December 31, 2022*

	<u>Budgeted Amounts</u>		<u>Actual</u>	<u>Variance with Final Budget</u>
	<u>Original</u>	<u>Final</u>		
<b>Revenues</b>				
Contributions and Donations	\$82,215	\$82,215	\$82,215	\$0
<b>Expenditures</b>				
Current:				
Library Services:				
Public Services and Programs				
Supplies	61,499	61,499	7,187	54,312
Purchased Services	6,075	6,075	0	6,075
Total Library Services	67,574	67,574	7,187	60,387
Capital Outlay				
Furniture and Equipment	14,641	14,641	7,344	7,297
<i>Total Expenditures</i>	82,215	82,215	14,531	67,684
<i>Net Change in Fund Balance</i>	0	0	67,684	67,684
<i>Fund Balance Beginning of Year</i>	0	0	0	0
<i>Fund Balance End of Year</i>	\$0	\$0	\$67,684	\$67,684

**Cleveland Public Library**  
**Cuyahoga County**  
*Schedule of Revenues, Expenditures and Changes*  
*in Fund Balance - Budget (Non-GAAP Basis) and Actual*  
*Tech Centers Fund*  
*For the Year Ended December 31, 2022*

	<u>Budgeted Amounts</u>		<u>Actual</u>	<u>Variance with Final Budget</u>
	<u>Original</u>	<u>Final</u>		
<b>Revenues</b>				
Contributions and Donations	\$45,000	\$166,000	\$166,500	\$500
<b>Expenditures</b>				
Current:				
Library Services:				
Public Services and Programs				
Salaries and Wages	36,713	233,844	178,459	55,385
Supplies	25,585	11,308	8,620	2,688
Purchased Services	10,000	7,018	767	6,251
Total Library Services	72,298	252,170	187,846	64,324
Capital Outlay				
Furniture and Equipment	41,826	15,118	14,434	684
Computer Hardware/Software	40,000	10,800	2,568	8,232
Total Capital Outlay	81,826	25,918	17,002	8,916
<i>Total Expenditures</i>	154,124	278,088	204,848	73,240
<i>Excess of Revenues Over (Under) Expenditures</i>	(109,124)	(112,088)	(38,348)	73,740
<b>Other Financing Uses</b>				
Advances Out	0	0	(10,000)	(10,000)
<i>Net Change in Fund Balance</i>	(109,124)	(112,088)	(48,348)	63,740
<i>Fund Balance Beginning of Year</i>	115,964	115,964	115,964	0
Prior Year Encumbrances Appropriated	6,124	6,124	6,124	0
<i>Fund Balance End of Year</i>	\$12,964	\$10,000	\$73,740	\$63,740

**Cleveland Public Library**  
**Cuyahoga County**  
*Schedule of Revenues, Expenditures and Changes*  
*in Fund Balance - Budget (Non-GAAP Basis) and Actual*  
*Rice Solar Panel System Fund*  
*For the Year Ended December 31, 2022*

	<u>Budgeted Amounts</u>		<u>Actual</u>	<u>Variance with Final Budget</u>
	<u>Original</u>	<u>Final</u>		
<b>Revenues</b>				
Investment Earnings/Interest	<u>\$0</u>	<u>\$100</u>	<u>\$114</u>	<u>\$14</u>
<b>Expenditures</b>				
Current:				
Library Services:				
Public Services and Programs				
Purchased Services	<u>108,050</u>	<u>108,050</u>	<u>108,050</u>	<u>0</u>
<i>Net Change in Fund Balance</i>	(108,050)	(107,950)	(107,936)	14
<i>Fund Balance Beginning of Year</i>	481	481	481	0
Prior Year Encumbrances Appropriated	<u>108,050</u>	<u>108,050</u>	<u>108,050</u>	<u>0</u>
<i>Fund Balance End of Year</i>	<u>\$481</u>	<u>\$581</u>	<u>\$595</u>	<u>\$14</u>

**Cleveland Public Library**  
**Cuyahoga County**  
*Schedule of Revenues, Expenditures and Changes*  
*in Fund Balance - Budget (Non-GAAP Basis) and Actual*  
*Coronavirus Relief Fund*  
*For the Year Ended December 31, 2022*

	<u>Budgeted Amounts</u>		<u>Actual</u>	<u>Variance with Final Budget</u>
	<u>Original</u>	<u>Final</u>		
<b>Revenues</b>				
Intergovernmental	\$128,380	\$128,380	\$0	(\$128,380)
<b>Expenditures</b>				
Current:				
Library Services:				
Public Services and Programs				
Library Materials	<u>58,687</u>	<u>266,380</u>	<u>266,380</u>	<u>0</u>
<i>Excess of Revenues Over (Under) Expenditures</i>	69,693	(138,000)	(266,380)	(128,380)
<b>Other Financing Sources</b>				
Advances In	<u>0</u>	<u>0</u>	<u>138,000</u>	<u>138,000</u>
<i>Net Change in Fund Balance</i>	69,693	(138,000)	(128,380)	9,620
<i>Fund Balance Beginning of Year</i>	69,693	69,693	69,693	0
Prior Year Encumbrances Appropriated	<u>58,687</u>	<u>58,687</u>	<u>58,687</u>	<u>0</u>
<i>Fund Balance (Deficit) End of Year</i>	<u><u>\$198,073</u></u>	<u><u>(\$9,620)</u></u>	<u><u>\$0</u></u>	<u><u>\$9,620</u></u>

**Cleveland Public Library**  
**Cuyahoga County**  
*Schedule of Revenues, Expenditures and Changes*  
*in Fund Balance - Budget (Non-GAAP Basis) and Actual*  
*Stevens Employee Engagement Fund*  
*For the Year Ended December 31, 2022*

	<u>Budgeted Amounts</u>		<u>Actual</u>	<u>Variance with Final Budget</u>
	<u>Original</u>	<u>Final</u>		
<b>Revenues</b>				
Contributions and Donations	\$257,733	\$257,733	\$257,733	\$0
<b>Expenditures</b>	<u>0</u>	<u>0</u>	<u>0</u>	<u>0</u>
<i>Net Change in Fund Balance</i>	257,733	257,733	257,733	0
<i>Fund Balance Beginning of Year</i>	<u>0</u>	<u>0</u>	<u>0</u>	<u>0</u>
<i>Fund Balance End of Year</i>	<u>\$257,733</u>	<u>\$257,733</u>	<u>\$257,733</u>	<u>\$0</u>

**Cleveland Public Library**  
**Cuyahoga County**  
*Schedule of Revenues, Expenditures and Changes*  
*in Fund Balance - Budget (Non-GAAP Basis) and Actual*  
*Debt Service Fund*  
*For the Year Ended December 31, 2022*

	Budgeted Amounts		Actual	Variance with Final Budget
	Original	Final		
<b>Revenues</b>				
Investment Earnings/Interest	\$0	\$12,766	\$18,888	\$6,122
<b>Expenditures</b>				
Debt Service:				
Principal Retirement	1,060,000	1,060,000	1,060,000	0
Interest	2,234,506	2,234,506	2,234,506	0
<i>Total Expenditures</i>	3,294,506	3,294,506	3,294,506	0
<i>Excess of Revenues Under Expenditures</i>	(3,294,506)	(3,281,740)	(3,275,618)	6,122
<b>Other Financing Sources</b>				
Transfers In	3,294,215	3,294,215	3,294,215	0
<i>Net Change in Fund Balance</i>	(291)	12,475	18,597	6,122
<i>Fund Balance Beginning of Year</i>	334	334	334	0
<i>Fund Balance End of Year</i>	\$43	\$12,809	\$18,931	\$6,122



**Cleveland Public Library**  
**Cuyahoga County**  
*Schedule of Revenues, Expenditures and Changes*  
*in Fund Balance - Budget (Non-GAAP Basis) and Actual*  
*Abel Fund*  
*For the Year Ended December 31, 2022*

	<u>Budgeted Amounts</u>		<u>Actual</u>	<u>Variance with Final Budget</u>
	<u>Original</u>	<u>Final</u>		
<b>Revenues</b>				
Investment Earnings/Interest	\$0	\$12,079	\$16,232	\$4,153
<b>Expenditures</b>				
Current:				
Library Services:				
Public Services and Programs				
Library Materials	<u>35,000</u>	<u>35,000</u>	<u>31,674</u>	<u>3,326</u>
<i>Net Change in Fund Balance</i>	(35,000)	(22,921)	(15,442)	7,479
<i>Fund Balance Beginning of Year</i>	<u>328,606</u>	<u>328,606</u>	<u>328,606</u>	<u>0</u>
<i>Fund Balance End of Year</i>	<u><u>\$293,606</u></u>	<u><u>\$305,685</u></u>	<u><u>\$313,164</u></u>	<u><u>\$7,479</u></u>

**Cleveland Public Library**  
**Cuyahoga County**  
*Schedule of Revenues, Expenditures and Changes*  
*in Fund Balance - Budget (Non-GAAP Basis) and Actual*  
*Ambler Fund*  
*For the Year Ended December 31, 2022*

	<u>Budgeted Amounts</u>		<u>Actual</u>	<u>Variance with Final Budget</u>
	<u>Original</u>	<u>Final</u>		
<b>Revenues</b>				
Investment Earnings/Interest	\$0	\$12	\$57	\$45
<b>Expenditures</b>	<u>0</u>	<u>0</u>	<u>0</u>	<u>0</u>
<i>Net Change in Fund Balance</i>	0	12	57	45
<i>Fund Balance Beginning of Year</i>	<u>3,352</u>	<u>3,352</u>	<u>3,352</u>	<u>0</u>
<i>Fund Balance End of Year</i>	<u><u>\$3,352</u></u>	<u><u>\$3,364</u></u>	<u><u>\$3,409</u></u>	<u><u>\$45</u></u>

**Cleveland Public Library**  
**Cuyahoga County**  
*Schedule of Revenues, Expenditures and Changes*  
*in Fund Balance - Budget (Non-GAAP Basis) and Actual*  
*Beard Fund*  
*For the Year Ended December 31, 2022*

	<u>Budgeted Amounts</u>		<u>Actual</u>	<u>Variance with Final Budget</u>
	<u>Original</u>	<u>Final</u>		
<b>Revenues</b>				
Investment Earnings/Interest	\$0	\$2,277	\$3,047	\$770
<b>Expenditures</b>				
Current:				
Support Services:				
Facilities Operation and Maintenance				
Supplies	3,813	3,751	501	3,250
Purchased Services	5,650	5,712	5,463	249
<i>Total Expenditures</i>	<u>9,463</u>	<u>9,463</u>	<u>5,964</u>	<u>3,499</u>
<i>Net Change in Fund Balance</i>	(9,463)	(7,186)	(2,917)	4,269
<i>Fund Balance Beginning of Year</i>	65,632	65,632	65,632	0
Prior Year Encumbrances Appropriated	<u>1,000</u>	<u>1,000</u>	<u>1,000</u>	<u>0</u>
<i>Fund Balance End of Year</i>	<u><u>\$57,169</u></u>	<u><u>\$59,446</u></u>	<u><u>\$63,715</u></u>	<u><u>\$4,269</u></u>

**Cleveland Public Library**  
**Cuyahoga County**  
*Schedule of Revenues, Expenditures and Changes*  
*in Fund Balance - Budget (Non-GAAP Basis) and Actual*  
*Klein Fund*  
*For the Year Ended December 31, 2022*

	<u>Budgeted Amounts</u>		<u>Actual</u>	<u>Variance with Final Budget</u>
	<u>Original</u>	<u>Final</u>		
<b>Revenues</b>				
Investment Earnings/Interest	\$0	\$28	\$134	\$106
<b>Expenditures</b>	<u>0</u>	<u>0</u>	<u>0</u>	<u>0</u>
<i>Net Change in Fund Balance</i>	0	28	134	106
<i>Fund Balance Beginning of Year</i>	<u>7,925</u>	<u>7,925</u>	<u>7,925</u>	<u>0</u>
<i>Fund Balance End of Year</i>	<u><u>\$7,925</u></u>	<u><u>\$7,953</u></u>	<u><u>\$8,059</u></u>	<u><u>\$106</u></u>

**Cleveland Public Library**  
**Cuyahoga County**  
*Schedule of Revenues, Expenditures and Changes*  
*in Fund Balance - Budget (Non-GAAP Basis) and Actual*  
*Malon/Schroeder Fund*  
*For the Year Ended December 31, 2022*

	<u>Budgeted Amounts</u>		<u>Actual</u>	<u>Variance with Final Budget</u>
	<u>Original</u>	<u>Final</u>		
<b>Revenues</b>				
Investment Earnings/Interest	<u>\$0</u>	<u>\$4,941</u>	<u>\$9,489</u>	<u>\$4,548</u>
<b>Expenditures</b>				
Current:				
Library Services:				
Public Services and Programs				
Salaries and Wages	17,587	17,587	16,470	1,117
Supplies	0	125	115	10
Purchased Services	<u>10,453</u>	<u>10,328</u>	<u>1,443</u>	<u>8,885</u>
<i>Total Expenditures</i>	<u>28,040</u>	<u>28,040</u>	<u>18,028</u>	<u>10,012</u>
<i>Net Change in Fund Balance</i>	(28,040)	(23,099)	(8,539)	14,560
<i>Fund Balance Beginning of Year</i>	380,557	380,557	380,557	0
Prior Year Encumbrances Appropriated	<u>340</u>	<u>340</u>	<u>340</u>	<u>0</u>
<i>Fund Balance End of Year</i>	<u><u>\$352,857</u></u>	<u><u>\$357,798</u></u>	<u><u>\$372,358</u></u>	<u><u>\$14,560</u></u>

**Cleveland Public Library**  
**Cuyahoga County**  
*Schedule of Revenues, Expenditures and Changes*  
*in Fund Balance - Budget (Non-GAAP Basis) and Actual*  
*McDonald Fund*  
*For the Year Ended December 31, 2022*

	<u>Budgeted Amounts</u>		<u>Actual</u>	<u>Variance with Final Budget</u>
	<u>Original</u>	<u>Final</u>		
<b>Revenues</b>				
Investment Earnings/Interest	<u>\$0</u>	<u>\$1,964</u>	<u>\$5,502</u>	<u>\$3,538</u>
<b>Expenditures</b>				
Current:				
Library Services:				
Public Services and Programs				
Supplies	100	100	0	100
Purchased Services	<u>4,110</u>	<u>4,110</u>	<u>4,030</u>	<u>80</u>
<i>Total Expenditures</i>	<u>4,210</u>	<u>4,210</u>	<u>4,030</u>	<u>180</u>
<i>Net Change in Fund Balance</i>	(4,210)	(2,246)	1,472	3,718
<i>Fund Balance Beginning of Year</i>	262,455	262,455	262,455	0
Prior Year Encumbrances Appropriated	<u>310</u>	<u>310</u>	<u>310</u>	<u>0</u>
<i>Fund Balance End of Year</i>	<u><u>\$258,555</u></u>	<u><u>\$260,519</u></u>	<u><u>\$264,237</u></u>	<u><u>\$3,718</u></u>

**Cleveland Public Library**  
**Cuyahoga County**  
*Schedule of Revenues, Expenditures and Changes*  
*in Fund Balance - Budget (Non-GAAP Basis) and Actual*  
*Ratner Fund*  
*For the Year Ended December 31, 2022*

	<u>Budgeted Amounts</u>		<u>Actual</u>	<u>Variance with Final Budget</u>
	<u>Original</u>	<u>Final</u>		
<b>Revenues</b>				
Investment Earnings/Interest	\$0	\$486	\$2,341	\$1,855
<b>Expenditures</b>	<u>0</u>	<u>0</u>	<u>0</u>	<u>0</u>
<i>Net Change in Fund Balance</i>	0	486	2,341	1,855
<i>Fund Balance Beginning of Year</i>	<u>135,033</u>	<u>135,033</u>	<u>135,033</u>	<u>0</u>
<i>Fund Balance End of Year</i>	<u><u>\$135,033</u></u>	<u><u>\$135,519</u></u>	<u><u>\$137,374</u></u>	<u><u>\$1,855</u></u>

**Cleveland Public Library**  
**Cuyahoga County**  
*Schedule of Revenues, Expenditures and Changes*  
*in Fund Balance - Budget (Non-GAAP Basis) and Actual*  
*Root Fund*  
*For the Year Ended December 31, 2022*

	<u>Budgeted Amounts</u>		<u>Actual</u>	<u>Variance with Final Budget</u>
	<u>Original</u>	<u>Final</u>		
<b>Revenues</b>				
Investment Earnings/Interest	\$0	\$205	\$988	\$783
<b>Expenditures</b>	<u>0</u>	<u>0</u>	<u>0</u>	<u>0</u>
<i>Net Change in Fund Balance</i>	0	205	988	783
<i>Fund Balance Beginning of Year</i>	<u>58,134</u>	<u>58,134</u>	<u>58,134</u>	<u>0</u>
<i>Fund Balance End of Year</i>	<u><u>\$58,134</u></u>	<u><u>\$58,339</u></u>	<u><u>\$59,122</u></u>	<u><u>\$783</u></u>



**Cleveland Public Library**  
**Cuyahoga County**  
*Schedule of Revenues, Expenditures and Changes*  
*in Fund Balance - Budget (Non-GAAP Basis) and Actual*  
*Sugarman Fund*  
*For the Year Ended December 31, 2022*

	<u>Budgeted Amounts</u>		<u>Actual</u>	<u>Variance with Final Budget</u>
	<u>Original</u>	<u>Final</u>		
<b>Revenues</b>				
Investment Earnings/Interest	<u>\$0</u>	<u>\$2,441</u>	<u>\$5,449</u>	<u>\$3,008</u>
<b>Expenditures</b>				
Current:				
Library Services:				
Public Services and Programs				
Supplies	0	1,045	1,045	0
Purchased Services	<u>15,000</u>	<u>13,955</u>	<u>8,000</u>	<u>5,955</u>
<i>Total Expenditures</i>	<u>15,000</u>	<u>15,000</u>	<u>9,045</u>	<u>5,955</u>
<i>Net Change in Fund Balance</i>	(15,000)	(12,559)	(3,596)	8,963
<i>Fund Balance Beginning of Year</i>	<u>254,387</u>	<u>254,387</u>	<u>254,387</u>	<u>0</u>
<i>Fund Balance End of Year</i>	<u><u>\$239,387</u></u>	<u><u>\$241,828</u></u>	<u><u>\$250,791</u></u>	<u><u>\$8,963</u></u>

**Cleveland Public Library**  
**Cuyahoga County**  
*Schedule of Revenues, Expenditures and Changes*  
*in Fund Balance - Budget (Non-GAAP Basis) and Actual*  
*Thompson Fund*  
*For the Year Ended December 31, 2022*

	<u>Budgeted Amounts</u>		<u>Actual</u>	<u>Variance with Final Budget</u>
	<u>Original</u>	<u>Final</u>		
<b>Revenues</b>				
Investment Earnings/Interest	\$0	\$644	\$3,101	\$2,457
<b>Expenditures</b>	<u>0</u>	<u>0</u>	<u>0</u>	<u>0</u>
<i>Net Change in Fund Balance</i>	0	644	3,101	2,457
<i>Fund Balance Beginning of Year</i>	<u>184,691</u>	<u>184,691</u>	<u>184,691</u>	<u>0</u>
<i>Fund Balance End of Year</i>	<u><u>\$184,691</u></u>	<u><u>\$185,335</u></u>	<u><u>\$187,792</u></u>	<u><u>\$2,457</u></u>

**Cleveland Public Library**  
**Cuyahoga County**  
*Schedule of Revenues, Expenditures and Changes*  
*in Fund Balance - Budget (Non-GAAP Basis) and Actual*  
*Weidenthal Fund*  
*For the Year Ended December 31, 2022*

	<u>Budgeted Amounts</u>		<u>Actual</u>	<u>Variance with Final Budget</u>
	<u>Original</u>	<u>Final</u>		
<b>Revenues</b>				
Investment Earnings/Interest	\$0	\$34	\$165	\$131
<b>Expenditures</b>	<u>0</u>	<u>0</u>	<u>0</u>	<u>0</u>
<i>Net Change in Fund Balance</i>	0	34	165	131
<i>Fund Balance Beginning of Year</i>	<u>9,811</u>	<u>9,811</u>	<u>9,811</u>	<u>0</u>
<i>Fund Balance End of Year</i>	<u><u>\$9,811</u></u>	<u><u>\$9,845</u></u>	<u><u>\$9,976</u></u>	<u><u>\$131</u></u>

**Cleveland Public Library**  
**Cuyahoga County**  
*Schedule of Revenues, Expenditures and Changes*  
*in Fund Balance - Budget (Non-GAAP Basis) and Actual*  
*White Fund*  
*For the Year Ended December 31, 2022*

	<u>Budgeted Amounts</u>		<u>Actual</u>	<u>Variance with Final Budget</u>
	<u>Original</u>	<u>Final</u>		
<b>Revenues</b>				
Investment Earnings/Interest	\$0	\$26,008	\$65,385	\$39,377
<b>Expenditures</b>				
Current:				
Library Services:				
Public Services and Programs				
Library Materials	<u>107,251</u>	<u>107,251</u>	<u>94,579</u>	<u>12,672</u>
<i>Net Change in Fund Balance</i>	(107,251)	(81,243)	(29,194)	52,049
<i>Fund Balance Beginning of Year</i>	2,937,977	2,937,977	2,937,977	0
Prior Year Encumbrances Appropriated	<u>57,251</u>	<u>57,251</u>	<u>57,251</u>	<u>0</u>
<i>Fund Balance End of Year</i>	<u><u>\$2,887,977</u></u>	<u><u>\$2,913,985</u></u>	<u><u>\$2,966,034</u></u>	<u><u>\$52,049</u></u>

**Cleveland Public Library**  
**Cuyahoga County**  
*Schedule of Revenues, Expenditures and Changes*  
*in Fund Balance - Budget (Non-GAAP Basis) and Actual*  
*Beard Anna Young Fund*  
*For the Year Ended December 31, 2022*

	<u>Budgeted Amounts</u>		<u>Actual</u>	<u>Variance with Final Budget</u>
	<u>Original</u>	<u>Final</u>		
<b>Revenues</b>				
Investment Earnings/Interest	\$0	\$3,615	\$4,839	\$1,224
<b>Expenditures</b>				
Current:				
Business Administration				
Purchased Services	<u>15,000</u>	<u>15,000</u>	<u>0</u>	<u>15,000</u>
<i>Net Change in Fund Balance</i>	(15,000)	(11,385)	4,839	16,224
<i>Fund Balance Beginning of Year</i>	114,182	114,182	114,182	0
Prior Year Encumbrances Appropriated	<u>0</u>	<u>0</u>	<u>0</u>	<u>0</u>
<i>Fund Balance End of Year</i>	<u><u>\$99,182</u></u>	<u><u>\$102,797</u></u>	<u><u>\$119,021</u></u>	<u><u>\$16,224</u></u>

**Cleveland Public Library**  
**Cuyahoga County**  
*Schedule of Revenues, Expenditures and Changes*  
*in Fund Balance - Budget (Non-GAAP Basis) and Actual*  
*Paulson Fund*  
*For the Year Ended December 31, 2022*

	<u>Budgeted Amounts</u>		<u>Actual</u>	<u>Variance with Final Budget</u>
	<u>Original</u>	<u>Final</u>		
<b>Revenues</b>				
Investment Earnings/Interest	\$0	\$413	\$1,992	\$1,579
<b>Expenditures</b>	<u>0</u>	<u>0</u>	<u>0</u>	<u>0</u>
<i>Net Change in Fund Balance</i>	0	413	1,992	1,579
<i>Fund Balance Beginning of Year</i>	<u>155,783</u>	<u>155,783</u>	<u>155,783</u>	<u>0</u>
<i>Fund Balance End of Year</i>	<u><u>\$155,783</u></u>	<u><u>\$156,196</u></u>	<u><u>\$157,775</u></u>	<u><u>\$1,579</u></u>

(This page intentionally left blank)



# STATISTICAL



STATISTICAL





## Statistical Section

This part of the Cleveland Public Library's Annual Comprehensive Financial Report presents detailed information as a context for understanding what the information in the financial statements, note disclosures and required supplementary information says about the Library's overall financial health.

---

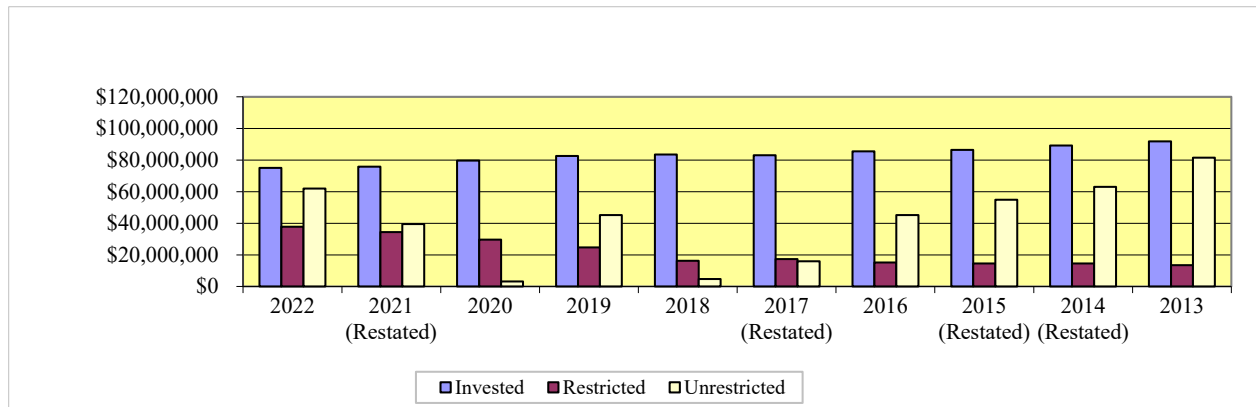
<b>Contents</b>	<b>Pages(s)</b>
<b><i>Financial Trends</i></b> .....	<b><i>S2 – S9</i></b>
These schedules contain trend information to help the reader understand how the Library's financial performance and well-being have changed over time.	
<b><i>Revenue Capacity</i></b> .....	<b><i>S10 – S18</i></b>
These schedules contain information to help the reader assess the Library's most significant local revenue, the property tax.	
<b><i>Debt Capacity</i></b> .....	<b><i>S19 – S21</i></b>
These schedules present information to help the reader assess the affordability of the Library's current levels of outstanding debt and the Library's ability to issue additional debt in the future.	
<b><i>Economic and Demographic Information</i></b> .....	<b><i>S22 – S23</i></b>
These schedules offer economic and demographic indicators to help the reader understand the environment within which the Library's financial activities take place.	
<b><i>Operating Information</i></b> .....	<b><i>S24 – S39</i></b>
These schedules contain service and infrastructure data to help the reader understand how the information in the Library's financial report relates to the services the Library provides and the activities it performs.	

**Sources:** Unless otherwise noted, the information in these schedules is derived from the Basic Financial Statements / General Purpose Financial Statements for the relevant year.

**Cleveland Public Library**  
**Cuyahoga County**  
*Net Position By Component*  
*Last Ten Years*  
*(Accrual Basis of Accounting)*

	2022	2021 (Restated)	2020	2019	2018
<b>Governmental Activities</b>					
Net Investment in Capital Assets	\$74,945,935	\$75,752,984	\$79,559,600	\$82,599,142	\$83,447,433
Restricted	37,808,581	34,381,742	29,646,487	24,694,636	16,167,823
Unrestricted (Deficit)	61,902,229	39,489,882	3,178,824	(4,648,414)	4,706,545
<i>Total Governmental Activities</i>					
<i>Net Position</i>	<u>\$174,656,745</u>	<u>\$149,624,608</u>	<u>\$112,384,911</u>	<u>\$102,645,364</u>	<u>\$104,321,801</u>

Note: The Library reported the impact of GASB Statement No. 68 beginning in 2015.  
The Library reported the impact of GASB Statement No. 75 beginning in 2018.



<u>2017 (Restated)</u>	<u>2016</u>	<u>2015 (Restated)</u>	<u>2014 (Restated)</u>	<u>2013</u>
\$82,948,642	\$85,511,515	\$86,424,294	\$89,206,483	\$91,848,752
17,329,320	15,143,336	14,554,036	14,542,182	13,526,515
<u>15,870,912</u>	<u>45,186,525</u>	<u>54,805,670</u>	<u>62,968,171</u>	<u>81,421,117</u>
<u>\$116,148,874</u>	<u>\$145,841,376</u>	<u>\$155,784,000</u>	<u>\$166,716,836</u>	<u>\$186,796,384</u>

**Cleveland Public Library**  
**Cuyahoga County**  
*Changes in Net Position*  
*Last Ten Years*  
*(Accrual Basis of Accounting)*

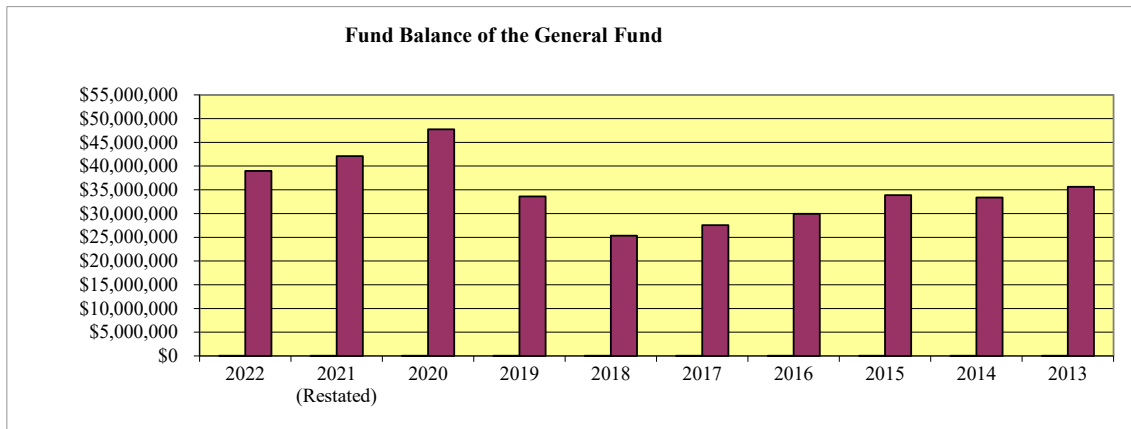
	2022	2021 (Restated)	2020	2019	2018
<b>Program Revenues</b>					
Governmental Activities:					
Charges for Services:					
Library Services					
Public Service and Programs	\$160,249	n/a	n/a	n/a	n/a
Support Services:					
Business Administration	4,997,074	n/a	n/a	n/a	n/a
Administration and Support	n/a	4,809,021	5,535,639	5,431,779	5,256,064
Public Services	n/a	132,875	114,969	312,304	325,691
Subtotal - Charges for Services	<u>5,157,323</u>	<u>4,941,896</u>	<u>5,650,608</u>	<u>5,744,083</u>	<u>5,581,755</u>
Operating Grants, Contributions and Investment Earnings:					
Library Services					
Public Service and Programs	(2,043,392)	n/a	n/a	n/a	n/a
Support Services:					
Business Administration	(3,205)	n/a	n/a	n/a	n/a
Administration and Support	n/a	49,205	12,289	57,867	11,922
Public Services	n/a	6,473,366	6,488,964	6,440,127	1,087,488
Subtotal - Operating Grants and Contributions	<u>(2,046,597)</u>	<u>6,522,571</u>	<u>6,501,253</u>	<u>6,497,994</u>	<u>1,099,410</u>
Capital Grants and Contributions:					
Library Services					
Public Service and Programs	8,513,270	n/a	n/a	n/a	n/a
Public Services	n/a	70,254	766,314	0	50,000
Subtotal - Capital Grants and Contributions	<u>8,513,270</u>	<u>70,254</u>	<u>766,314</u>	<u>0</u>	<u>50,000</u>
Capital Grants and Contributions					
<i>Total Governmental Activities Program Revenues</i>	<u>11,623,996</u>	<u>11,534,721</u>	<u>12,918,175</u>	<u>12,242,077</u>	<u>6,731,165</u>
<b>Expenses</b>					
Governmental Activities:					
Library Services	n/a	22,118,484	41,326,731	50,851,367	46,671,206
Public Service and Programs	31,027,925	n/a	n/a	n/a	n/a
Collection Development and Processing	2,949,461	n/a	n/a	n/a	n/a
Support Services:	n/a	16,077,024	26,763,054	30,154,969	27,309,640
Facilities Operation and Maintenance	7,273,702	n/a	n/a	n/a	n/a
Information Services	6,388,766	n/a	n/a	n/a	n/a
Business Administration	5,345,169	n/a	n/a	n/a	n/a
Interest	2,259,424	2,264,552	2,274,058	754,088	0
<i>Total Governmental Activities Expenses</i>	<u>55,244,447</u>	<u>40,460,060</u>	<u>70,363,843</u>	<u>81,760,424</u>	<u>73,980,846</u>
<b>Net Expense</b>					
Governmental Activities	<u>(43,620,451)</u>	<u>(28,925,339)</u>	<u>(57,445,668)</u>	<u>(69,518,347)</u>	<u>(67,249,681)</u>
<b>General Revenues</b>					
Governmental Activities					
Taxes:					
Property and Other Taxes Levied For:					
General Purposes	37,634,654	35,742,203	37,642,398	38,336,636	27,881,289
Grants and Entitlements not Restricted to Specific Programs	32,050,159	29,742,216	25,813,767	26,522,643	25,231,672
Unrestricted Donations	60,945	418	405	1,817	120,852
Investment Earnings/Interest	(2,226,855)	(287,196)	2,192,461	1,729,413	653,343
Gain on Sale of Capital Assets	291,073	43,488	12,435	3,926	6,300
Miscellaneous	842,612	923,907	1,512,361	1,247,475	1,529,152
<i>Total Governmental Activities</i>	<u>68,652,588</u>	<u>66,165,036</u>	<u>67,173,827</u>	<u>67,841,910</u>	<u>55,422,608</u>
<b>Change in Net Position</b>					
Governmental Activities	<u>\$25,032,137</u>	<u>\$37,239,697</u>	<u>\$9,728,159</u>	<u>(\$1,676,437)</u>	<u>(\$11,827,073)</u>

Note: Expenses are first impacted by the implementation of GASB Statement No. 68 beginning in 2015.  
Expenses are first impacted by the implementation of GASB Statement No. 75 beginning in 2018.  
Detailed program codes implemented beginning in 2022. It was not practical to identify expenditures for 2021 and prior at the detailed level.

<u>2017 (Restated)</u>	<u>2016</u>	<u>2015 (Restated)</u>	<u>2014 (Restated)</u>	<u>2013</u>
n/a	n/a	n/a	n/a	n/a
n/a	n/a	n/a	n/a	n/a
5,180,554	5,027,028	5,066,928	3,362,720	3,045,659
359,472	383,431	406,800	406,918	392,289
<u>5,540,026</u>	<u>5,410,459</u>	<u>5,473,728</u>	<u>3,769,638</u>	<u>3,437,948</u>
n/a	n/a	n/a	n/a	n/a
n/a	n/a	n/a	n/a	n/a
64,540	68,363	46,583	95,667	107,065
<u>5,743,571</u>	<u>3,687,574</u>	<u>3,380,979</u>	<u>4,169,486</u>	<u>5,556,587</u>
<u>5,808,111</u>	<u>3,755,937</u>	<u>3,427,562</u>	<u>4,265,153</u>	<u>5,663,652</u>
n/a	n/a	n/a	n/a	n/a
0	0	0	189,751	50,000
<u>0</u>	<u>0</u>	<u>0</u>	<u>189,751</u>	<u>50,000</u>
<u>11,348,137</u>	<u>9,166,396</u>	<u>8,901,290</u>	<u>8,224,542</u>	<u>9,151,600</u>
44,013,755	43,110,485	39,756,122	38,109,756	39,240,774
n/a	n/a	n/a	n/a	n/a
n/a	n/a	n/a	n/a	n/a
27,922,074	25,237,576	24,401,806	22,543,315	21,376,607
n/a	n/a	n/a	n/a	n/a
n/a	n/a	n/a	n/a	n/a
n/a	n/a	n/a	n/a	n/a
0	0	0	0	0
<u>71,935,829</u>	<u>68,348,061</u>	<u>64,157,928</u>	<u>60,653,071</u>	<u>60,617,381</u>
<u>(60,587,692)</u>	<u>(59,181,665)</u>	<u>(55,256,638)</u>	<u>(52,428,529)</u>	<u>(51,465,781)</u>
26,167,690	23,680,400	17,795,265	27,151,087	22,311,584
23,626,983	23,919,769	25,081,090	25,843,274	23,898,031
2,555	1,415	7,265	0	0
416,215	370,362	340,175	241,905	150,389
0	6,705	24,000	1,000	7,413
<u>1,293,691</u>	<u>1,260,390</u>	<u>1,076,007</u>	<u>734,803</u>	<u>778,257</u>
<u>51,507,134</u>	<u>49,239,041</u>	<u>44,323,802</u>	<u>53,972,069</u>	<u>47,145,674</u>
<u>(\$9,080,558)</u>	<u>(\$9,942,624)</u>	<u>(\$10,932,836)</u>	<u>\$1,543,540</u>	<u>(\$4,320,107)</u>

**Cleveland Public Library**  
**Cuyahoga County**  
*Fund Balances, Governmental Funds*  
*Last Ten Years*  
*(Modified Accrual Basis of Accounting)*

	2022	2021 (Restated)	2020	2019	2018
<b>General Fund</b>					
Nonspendable	\$1,749,516	\$1,523,649	\$1,536,808	\$782,526	\$743,929
Committed	2,178,459	1,867,047	1,042,229	769,109	1,076,212
Assigned	7,436,591	7,432,916	20,798,713	4,028,248	4,268,486
Unassigned	27,609,643	31,263,718	24,359,519	28,045,558	19,247,676
<b>Total General Fund</b>	<b>38,974,209</b>	<b>42,087,330</b>	<b>47,737,269</b>	<b>33,625,441</b>	<b>25,336,303</b>
<b>All Other Governmental Funds</b>					
Nonspendable	1,402,054	1,406,303	1,436,475	1,381,872	1,145,913
Restricted	50,712,407	76,020,414	82,663,271	82,910,888	15,377,600
Committed	15,586,566	10,643,018	10,374,407	9,325,243	9,631,187
Assigned	25,879,387	19,615,175	2,012,953	2,222,944	2,766,899
Unassigned (Deficit)	(149,030)	0	(114)	(133,788)	(144,053)
<b>Total All Other Governmental Funds</b>	<b>93,431,384</b>	<b>107,684,910</b>	<b>96,486,992</b>	<b>95,707,159</b>	<b>28,777,546</b>
<b>Total Governmental Funds</b>	<b>\$132,405,593</b>	<b>\$149,772,240</b>	<b>\$144,224,261</b>	<b>\$129,332,600</b>	<b>\$54,113,849</b>

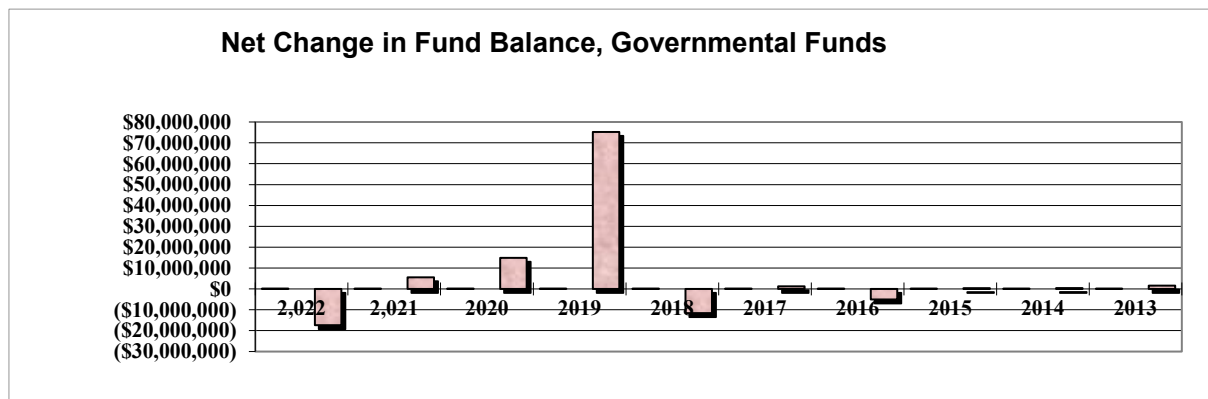


2017	2016	2015	2014	2013
\$782,558	\$691,484	\$707,801	\$1,088,531	\$1,503,768
731,079	1,162,571	1,171,198	1,080,905	791,954
12,082,953	11,163,459	11,936,330	8,337,028	10,075,197
13,961,626	16,944,427	20,064,929	22,892,279	23,268,411
27,558,216	29,961,941	33,880,258	33,398,743	35,639,330
1,391,071	1,250,948	1,152,181	830,772	837,025
16,538,125	14,350,889	13,746,883	13,726,005	12,716,960
14,672,586	10,031,530	11,622,583	7,693,604	7,289,131
5,711,298	9,037,316	9,255,104	13,711,769	12,460,807
(173,648)	(185,498)	(163,450)	(219,187)	(193,550)
38,139,432	34,485,185	35,613,301	35,742,963	33,110,373
\$65,697,648	\$64,447,126	\$69,493,559	\$69,141,706	\$68,749,703

**Cleveland Public Library**  
**Cuyahoga County**  
*Changes in Fund Balances, Governmental Funds*  
*Last Ten Years*  
*(Modified Accrual Basis of Accounting)*

	2022	2021	2020	2019	2018
<b>Revenues</b>					
Property and Other Taxes	\$38,347,376	\$37,304,357	\$37,057,038	\$35,858,652	\$26,955,795
Fines and Fees	159,960	131,901	118,830	312,823	318,827
Charges for Services	5,030,325	4,859,436	5,461,436	5,603,469	5,164,359
Intergovernmental	32,790,384	31,204,541	28,018,464	27,596,331	26,385,175
Investment Earnings/Interest	(7,690,521)	3,507,394	5,714,805	5,934,849	(1,088,147)
Contributions and Donations	7,382,546	859,798	823,275	777,712	1,464,787
Miscellaneous	845,877	970,632	1,468,768	1,317,978	1,470,049
<i>Total Revenues</i>	<u>76,865,947</u>	<u>78,838,059</u>	<u>78,662,616</u>	<u>77,401,814</u>	<u>60,670,845</u>
<b>Expenditures</b>					
Current:					
Library Services:					
Public Services and Programs	34,602,032	n/a	n/a	n/a	n/a
Collection Development and Processing	3,107,286	n/a	n/a	n/a	n/a
Support Services:					
Facilities Operation and Maintenance	9,483,012	n/a	n/a	n/a	n/a
Information Services	6,991,948	n/a	n/a	n/a	n/a
Business Administration	6,922,596	n/a	n/a	n/a	n/a
Administration and Support	n/a	25,109,590	23,811,098	24,724,635	24,403,871
Public Service	n/a	34,212,266	33,884,476	39,370,169	36,938,415
Capital Outlay	29,976,017	10,710,560	2,795,781	2,949,227	10,918,658
Debt Service:					
Principal Retirement	1,276,863	1,040,000	1,020,000	5,200,000	0
Interest	2,260,954	2,253,704	2,272,635	567,702	0
Issuance Costs	0	0	0	370,762	0
<i>Total Expenditures</i>	<u>94,620,708</u>	<u>73,326,120</u>	<u>63,783,990</u>	<u>73,182,495</u>	<u>72,260,944</u>
<i>Excess of Revenues Over (Under) Expenditures</i>	<u>(17,754,761)</u>	<u>5,511,939</u>	<u>14,878,626</u>	<u>4,219,319</u>	<u>(11,590,099)</u>
<b>Other Financing Sources (Uses)</b>					
Library Facilities Notes Issued	0	0	0	62,000,000	0
Premium on Library Facilities Notes Issued	0	0	0	8,995,506	0
Sale of Capital Assets	388,114	48,488	13,035	3,926	6,300
Transfers In	17,294,215	20,588,330	1,090,385	0	2,050,000
Transfers Out	(17,294,215)	(20,588,330)	(1,090,385)	0	(2,050,000)
<i>Total Other Financing Sources (Uses)</i>	<u>388,114</u>	<u>48,488</u>	<u>13,035</u>	<u>70,999,432</u>	<u>6,300</u>
<i>Net Change in Fund Balances</i>	<u>(\$17,366,647)</u>	<u>\$5,560,427</u>	<u>\$14,891,661</u>	<u>\$75,218,751</u>	<u>(\$11,583,799)</u>
Debt Service as a Percentage of Noncapital Expenditures	5.3%	5.2%	5.4%	8.1%	0.0%

Note: Detailed program codes implemented beginning in 2022.





2017	2016	2015	2014	2013
\$26,407,991	\$25,338,596	\$25,482,287	\$25,132,257	\$25,429,115
368,031	381,029	408,800	409,394	391,849
5,172,664	4,933,005	5,029,219	3,361,641	3,110,804
25,688,752	25,937,389	27,934,901	26,660,555	27,237,525
3,690,950	1,465,748	725,576	1,873,893	3,244,240
815,232	1,229,076	1,204,910	763,756	679,368
1,355,389	1,201,935	1,056,813	745,024	777,882
<u>63,499,009</u>	<u>60,486,778</u>	<u>61,842,506</u>	<u>58,946,520</u>	<u>60,870,783</u>
n/a	n/a	n/a	n/a	n/a
n/a	n/a	n/a	n/a	n/a
n/a	n/a	n/a	n/a	n/a
n/a	n/a	n/a	n/a	n/a
n/a	n/a	n/a	n/a	n/a
24,469,441	23,504,614	23,689,340	21,393,882	20,675,293
35,603,285	36,356,791	35,680,210	34,353,851	34,849,512
2,175,761	5,671,806	2,121,103	2,807,784	3,767,896
0	0	0	0	0
0	0	0	0	0
0	0	0	0	0
<u>62,248,487</u>	<u>65,533,211</u>	<u>61,490,653</u>	<u>58,555,517</u>	<u>59,292,701</u>
<u>1,250,522</u>	<u>(5,046,433)</u>	<u>351,853</u>	<u>391,003</u>	<u>1,578,082</u>
0	0	0	0	0
0	0	0	0	0
0	0	0	1,000	7,413
1,300,000	1,500,000	0	3,500,000	0
<u>(1,300,000)</u>	<u>(1,500,000)</u>	<u>0</u>	<u>(3,500,000)</u>	<u>0</u>
<u>0</u>	<u>0</u>	<u>0</u>	<u>1,000</u>	<u>7,413</u>
<u>\$1,250,522</u>	<u>(\$5,046,433)</u>	<u>\$351,853</u>	<u>\$392,003</u>	<u>\$1,585,495</u>
0.0%	0.0%	0.0%	0.0%	0.0%

**Cleveland Public Library**  
**Cuyahoga County**  
*Assessed and Estimated Actual Value of Taxable Property*  
*Last Ten Years*

Collection Year	Real Property			Tangible Personal Property	
	Assessed Value			Public Utility	
	Residential/ Agricultural	Commercial Industrial/PU	Estimated Actual Value	Assessed Value	Estimated Actual Value
2022	\$2,860,216,260	\$2,534,848,870	\$15,414,471,800	\$523,079,850	\$594,408,920
2021 (1)	2,275,192,580	2,450,617,730	13,502,315,171	498,951,530	566,990,375
2020	2,250,383,950	2,472,176,200	13,493,029,000	470,690,920	534,876,045
2019	2,253,637,700	2,629,944,530	13,953,092,086	439,426,410	499,348,193
2018	2,074,877,160	2,294,021,390	12,482,567,286	418,109,840	475,124,818
2017	2,090,575,250	2,207,187,580	12,279,322,371	390,043,860	443,231,659
2016	2,091,147,610	2,224,577,210	12,330,642,343	333,848,530	379,373,330
2015	2,127,960,040	2,558,282,800	13,389,265,257	320,762,670	364,503,034
2014	2,145,454,810	2,511,033,840	13,304,253,286	300,460,010	341,431,830
2013	2,169,817,680	2,484,935,110	13,299,293,686	273,122,230	310,366,170

(1) Corrected from what was reported in Cleveland Public Library Annual Comprehensive Financial Report for the year ended 12/31/2021.

Source: Cuyahoga County, Ohio; County Fiscal Officer

Real property is reappraised every six years with a State mandated update of the current market value in the third year following each reappraisal.

The assessed value of real property (including public utility real property) is 35 percent of estimated true value. The assessed value of public utility personal property ranges from 25 percent of true value for railroad property to 88 percent for electric transmission and distribution property.

The tangible personal property values associated with each year were the values that, when multiplied by the applicable rates, generated the property tax revenue billed in that year. For real property, the amounts generated by multiplying the assessed values by the applicable rates would be reduced by the 10 percent and a 2 1/2 percent and homestead exemptions before being billed.

Total			Weighted Average Tax Rate (per \$1,000 of Assessed Value)
Assessed Value	Estimated Actual Value	Ratio	
\$5,918,144,980	\$16,008,880,720	36.97 %	\$6.9807
5,224,761,840	14,069,305,546	37.14	7.8543
5,193,251,070	14,027,905,045	37.02	7.8520
5,323,008,640	14,452,440,279	36.83	7.7025
4,787,008,390	12,957,692,104	36.94	6.4208
4,687,806,690	12,722,554,031	36.85	6.4450
4,649,573,350	12,710,015,672	36.58	6.4500
5,007,005,510	13,753,768,291	36.40	6.4363
4,956,948,660	13,645,685,115	36.33	6.4240
4,927,875,020	13,609,659,856	36.21	6.4189

**Cleveland Public Library  
Cuyahoga County**  
*Property Tax Rates - Direct and Overlapping Governments  
(Per \$1,000 of Assessed Valuation)  
Last Ten Years*

	2022	2021 (1)	2020	2019	2018
<b>Voted Millage - by levy</b>					
1985 Current Expense					
Residential/Agricultural Real	\$0.4134	\$0.5108	\$0.5094	\$0.5088	\$0.5485
Commercial/Industrial and Public Utility Real	0.6027	0.6316	0.6337	0.6110	0.6872
General Business and Public Utility Personal	1.0000	1.0000	1.0000	1.0000	1.0000
2003 Current Expense - 5 Years/Continuing (2)					
Residential/Agricultural Real	4.3711	5.4013	5.3865	5.3800	5.8000
Commercial/Industrial and Public Utility Real	5.0257	5.2660	5.2836	5.0944	5.7298
General Business and Public Utility Personal	5.8000	5.8000	5.8000	5.8000	5.8000
2018 Current Expense					
Residential/Agricultural Real	1.5073	1.8625	1.8574	1.8552	0.0000
Commercial/Industrial and Public Utility Real	1.7542	1.8381	1.8442	1.7782	0.0000
General Business and Public Utility Personal	2.0000	2.0000	2.0000	2.0000	0.0000
<b>Total Millage</b>					
Residential/Agricultural Real	\$6.2917	\$7.7746	\$7.7532	\$7.7439	\$6.3485
Commercial/Industrial and Public Utility Real	7.3827	7.7357	7.7615	7.4836	6.4170
General Business and Public Utility Personal	8.8000	8.8000	8.8000	8.8000	6.8000
<b>Total Weighted Average Tax Rate</b>	<b>\$6.9807</b>	<b>\$7.8543</b>	<b>\$7.8520</b>	<b>\$7.7025</b>	<b>\$6.4208</b>
<b>Overlapping Rates by Taxing District</b>					
Cuyahoga County					
Residential/Agricultural Real	\$12.2552	\$14.0063	\$12.8012	\$12.7973	\$13.9141
Commercial/Industrial and Public Utility Real	13.6706	14.3037	13.2303	13.0770	14.0060
General Business and Public Utility Personal	14.8500	14.8500	14.0500	14.0500	14.0500
Cleveland Municipal School District					
Residential/Agricultural Real	45.7503	54.6352	49.3240	49.4754	52.6275
Commercial/Industrial and Public Utility Real	59.2688	61.8771	56.8531	55.3360	61.1031
General Business and Public Utility Personal	84.1000	84.3000	79.1000	79.3000	79.3000

2017	2016	2015	2014	2013
\$0.5465	\$0.5455	\$0.5380	\$0.5345	\$0.5284
0.6934	0.6956	0.6725	0.6560	0.6561
1.0000	1.0000	1.0000	1.0000	1.0000
5.8000	5.8000	5.8000	5.8000	5.8000
5.7822	5.8000	5.8000	5.7995	5.8000
5.8000	5.8000	5.8000	5.8000	5.8000
0.0000	0.0000	0.0000	0.0000	0.0000
0.0000	0.0000	0.0000	0.0000	0.0000
0.0000	0.0000	0.0000	0.0000	0.0000
\$6.3465	\$6.3455	\$6.3380	\$6.3345	\$6.3284
6.4756	6.4956	6.4725	6.4555	6.4561
6.8000	6.8000	6.8000	6.8000	6.8000
<b>\$6.4450</b>	<b>\$6.4500</b>	<b>\$6.4363</b>	<b>\$6.4240</b>	<b>\$6.4189</b>

\$13.8802	\$13.8698	\$14.0500	\$14.0500	\$13.2200
14.0124	14.0500	14.0195	13.9495	12.9968
14.0500	14.0500	14.0500	14.0500	13.2200
52.5272	52.4795	52.6999	52.4272	52.1165
61.5783	61.7401	61.1077	60.1246	60.1288
79.3000	79.3000	79.9000	79.8000	79.8000

**Cleveland Public Library**  
**Cuyahoga County**  
*Property Tax Rates - Direct and Overlapping Governments (continued)*  
*(Per \$1,000 of Assessed Valuation)*  
*Last Ten Years*

	2022	2021 (1)	2020	2019	2018
<b>Cleveland City</b>					
Residential/Agricultural Real	\$12.7000	\$12.7000	\$12.7000	\$12.7000	\$12.7000
Commercial/Industrial and Public Utility Real	12.7000	12.7000	12.7000	12.7000	12.7000
General Business and Public Utility Personal	12.7000	12.7000	12.7000	12.7000	12.7000
<b>Cleveland Metro Parks</b>					
Residential/Agricultural Real	2.1502	2.4849	2.4797	2.4827	2.7183
Commercial/Industrial and Public Utility Real	2.4563	2.5808	2.5747	2.5417	2.7403
General Business and Public Utility Personal	2.7500	2.7500	2.7500	2.7500	2.7500
<b>Cuyahoga Community College</b>					
Residential/Agricultural Real	3.9526	4.5121	4.5035	4.1023	4.4569
Commercial/Industrial and Public Utility Real	4.4445	4.6488	4.6398	4.1911	4.4860
General Business and Public Utility Personal	4.9000	4.9000	4.9000	4.5000	4.5000
<b>Cleveland-Cuyahoga Port Authority</b>					
Residential/Agricultural Real	0.0888	0.1032	0.1030	0.1029	0.1131
Commercial/Industrial and Public Utility Real	0.1047	0.1102	0.1099	0.1085	0.1171
General Business and Public Utility Personal	0.1300	0.1300	0.1300	0.1300	0.1300

Source: Cuyahoga County Fiscal Officer

(1) Corrected from what was reported in Cleveland Public Library Annual Comprehensive Financial Report for the year ended 12/31/2021.

(2) The 2003 Current Expense levy was renewed in 2013 for 5 years and in 2017 for a continuing period of time.

Note: The rates presented for a particular calendar year are the rates that, when applied to the assessed values presented in the Assessed Value Table, generated the property tax revenue billed in that year.

The Library's basic property tax rate may be increased only by a majority vote of the Library's residents.

Overlapping rates are those of local and county governments that apply to property owners within the Cities.

Real property tax rates are reduced so that inflationary increases in value do not generate additional taxes.

2017	2016	2015	2014	2013
\$12.7000	\$12.7000	\$12.7000	\$12.7000	\$12.7000
12.7000	12.7000	12.7000	12.7000	12.7000
12.7000	12.7000	12.7000	12.7000	12.7000
2.7112	2.7119	2.7500	2.7500	1.8500
2.7416	2.7500	2.7368	2.7046	1.7917
2.7500	2.7500	2.7500	2.7500	1.8500
3.9461	3.9428	4.0000	3.1000	3.1000
3.9881	4.0000	3.9906	3.0690	3.0606
4.0000	4.0000	4.0000	3.1000	3.1000
0.1128	0.1127	0.1143	0.1139	0.1135
0.1172	0.1176	0.1127	0.1106	0.1098
0.1300	0.1300	0.1300	0.1300	0.1300

**Cleveland Public Library**  
**Cuyahoga County**  
*Real Property and Public Utility Tax Levies And Collections*  
*Last Ten Years*

Collection Year	Current Tax Levy	Delinquent Tax Levy	Total Tax Levy(1)	Current Tax Collections(1)	Percent of Current Tax Collections To Current Tax Levy
2022	\$41,057,401	\$13,393,219	\$54,450,620	\$37,145,970	90.47%
2021	40,433,272	13,431,145	53,864,417	37,012,684	91.54
2020	40,360,428	15,034,221	55,394,649	36,723,586	90.99
2019	40,526,501	15,297,893	55,824,394	34,963,791	86.27
2018	30,881,801	11,252,069	42,133,870	27,140,641	87.89
2017	30,212,972	11,241,386	41,454,358	26,846,522	88.86
2016	29,683,447	9,018,062	38,701,509	25,896,763	87.24
2015	32,374,715	18,685,988	51,060,703	25,658,916	79.26
2014	31,834,150	18,913,775	50,747,925	25,367,914	79.69
2013	31,400,469	16,625,756	48,026,225	25,777,415	82.09

Source: Cuyahoga County, Ohio; County Fiscal Officer

(1) Information for Real and Public Utility Property Only

(2) State Reimbursements of Rollback and Homestead Exemptions are included

(3) The County does not identify delinquent collections by the year for which the tax was levied.

(4) Penalties and interest are included, since by Ohio Law, they become part of the tax obligation as assessment occurs.

(5) The Cleveland Clinic was included until the court case settled and they became exempt and were removed in 2016.

Note: The County's current reporting system does not track delinquency tax collections by tax year. Outstanding delinquencies are tracked in total by the date the parcel is first certified delinquent. Penalties and interest are applied to the total outstanding delinquent balance. The presentation will be updated as new information becomes available.



<u>Delinquent Tax Collection (3)</u>	<u>Total Tax Collections(2)(4)</u>	<u>Percent of Total Tax Collections To Tax Levy</u>	<u>Accumulated Outstanding Delinquent Taxes (5)</u>	<u>Percent of Delinquent Taxes to Total Tax Levy</u>
\$3,459,295	\$40,605,265	74.57%	\$12,887,756	23.67 %
2,818,551	39,831,235	73.95	13,600,478	25.25
2,811,148	39,534,734	71.37	15,162,632	27.37
3,299,024	38,262,815	68.54	14,577,272	26.11
2,150,668	29,291,309	69.52	12,099,288	28.72
1,927,200	28,773,722	69.41	11,173,794	26.95
1,837,697	27,734,460	71.66	11,414,095	29.49
2,295,798	27,954,714	54.75	23,805,985	46.62
2,250,019	27,617,933	54.42	20,759,313	40.91
2,187,411	27,964,826	58.23	18,607,883	38.75

**Cleveland Public Library**  
**Cuyahoga County**  
*Principal Real Property Taxpayers*  
2022 and 2013

Taxpayer	2022	
	Real Property Assessed Valuation	Percentage of Total Real Property Assessed Valuation
Cleveland Electric Illuminating Company	\$274,495,570	5.09 %
East Ohio Gas Company	152,469,400	2.83
American Transmission System	125,585,550	2.33
127 PS Fee Owner, LLC	87,820,780	1.63
K & D Properties	75,859,840	1.41
Cuyahoga County Port Authority	70,903,670	1.31
City of Cleveland	64,777,420	1.20
G&I IX 200 Public Square Garage LLC	51,380,950	0.95
Hertz Cleveland	49,079,890	0.91
Cleveland Propco II LLC	36,826,470	0.68
<b>Total</b>	<b>\$989,199,540</b>	<b>18.34 %</b>
<b>Total Real Property Assessed Valuation</b>	<b>\$5,395,065,130</b>	
Taxpayer	2013	
	Real Property Assessed Valuation	Percentage of Total Real Property Assessed Valuation
Cleveland Electric Illuminating Company	\$188,580,610	4.05 %
Cleveland Clinic Foundation	157,329,250	3.38
Key Center Properties LLC	80,559,150	1.73
East Ohio Gas Company	55,137,110	1.18
Cleveland Financial Associates, LLC	51,485,990	1.11
Cleveland Clinic	39,021,120	0.84
City of Cleveland	35,139,800	0.75
Hub North Point Properties	35,123,770	0.75
National City Bank	24,930,300	0.54
Optima 1375, LLC	23,054,650	0.50
<b>Total</b>	<b>\$690,361,750</b>	<b>14.83 %</b>
<b>Total Real Property Assessed Valuation</b>	<b>\$4,654,752,790</b>	

Source: Office of the Fiscal Officer Cuyahoga County - 2022 Collection Year  
Cleveland Public Library Annual Comprehensive Financial Report 2013 Collection Year

**Cleveland Public Library**  
**Cuyahoga County**  
*Ratios of Outstanding Debt to*  
*Total Personal Income and Debt Per Capita*  
*Last Four Years (1)*

Fiscal Year	Library Fund Facilities Notes	Total Personal Income	Percentage Of Personal Income	Population	Per Capita
2022	\$62,675,506	\$8,977,630,032	0.70%	372,624	\$168.20
2021	63,735,506	8,602,714,302	0.74	383,331	166.27
2020	64,775,506	8,298,702,398	0.78	380,989	170.02
2019	65,795,506	8,644,667,025	0.76	383,781	171.44

- (1) 2019 was the first year the Library had debt.  
(2) The Library has no direct debt limits.

**Cleveland Public Library**  
**Cuyahoga County**  
*Pledged Revenue Coverage*  
*Public Library Fund*  
*Last Four Years (1)*

Year	Public Library Fund (2)	Debt Service Requirements			Coverage
		Principal	Interest	Total	
2022	\$28,375,981	\$1,060,000	\$2,234,506	\$3,294,506	8.61
2021	26,230,690	1,040,000	2,253,704	3,293,704	7.96
2020	23,260,064	1,020,000	2,272,635	3,292,635	7.06
2019	23,303,557	5,200,000	567,702	5,767,702	4.04

(1) 2019 was the first year the Library had debt.

(2) Public Library Fund revenue is reported as a component of intergovernmental revenue.

**Cleveland Public Library**  
**Cuyahoga County**  
*Computation of Direct and Overlapping*  
*Debt Attributable to Governmental Activities*  
*December 31, 2022*

Jurisdiction	Governmental Activities Debt	Percentage Applicable to Library (1)	Amount Applicable to the Library
<b>Direct</b>			
Library Fund Facilities Notes	\$62,675,506	100.00 %	\$62,675,506
<b>Overlapping (2)</b>			
Cleveland Municipal School District	210,971,176	100.00	210,971,176
City of Cleveland	361,080,000	98.05	354,022,391
Village of Bratenahl	2,400,000	100.00	2,400,000
Village of Newburgh Heights	670,000	100.00	670,000
City of Garfield Heights	11,071,600	4.80	531,525
City of Brookpark	8,600,000	4.81	413,820
Cuyahoga County	240,795,000	17.06	41,081,041
Cuyahoga Community College	189,980,000	17.06	32,411,704
<i>Total Overlapping Debt</i>	<u>1,025,567,776</u>		<u>642,501,657</u>
<i>Total Direct and Overlapping Debt</i>	<u>\$1,088,243,282</u>		<u>\$705,177,163</u>

Source: Cuyahoga County, Ohio; County Fiscal Officer

(1) Percentages were determined by dividing the assessed valuation of the overlapping government located within the boundaries of the Library by the total assessed valuation of the government.

(2) The overlapping debt information is as of December 31, 2022.

**Cleveland Public Library**  
**Cuyahoga County**  
*Principal Employers*  
*Current Year and Nine Years Ago*

Employer	<b>2022</b>		<b>2013</b>	
	Number of Employees	Percentage Labor Force	Number of Employees	Percentage of Labor Force
Cleveland Clinic	50,846	3.75%		
University Hospitals	24,462	1.80%		
U.S. Office of Personnel Management	16,110	1.19%		
Progressive Corporation	12,291	0.91%		
Cuyahoga County	7,201	0.53%		
MetroHealth System	6,979	0.51%		
City of Cleveland	6,935	0.51%		
Cleveland Metropolitan School District	5,784	0.43%		
KeyCorp	5,729	0.42%		
Swagelok	4,830	0.36%		
Cleveland Clinic			30,979	2.36%
University Hospitals			12,719	0.97%
U.S. Office of Personnel Management			11,939	0.91%
Progressive Corporation			7,805	0.59%
Cuyahoga County			7,544	0.57%
Cleveland Metropolitan School District			6,875	0.52%
City of Cleveland			6,825	0.52%
MetroHealth System			5,396	0.41%
KeyCorp			4,955	0.38%
Group Management Services, Inc.			4,659	0.36%
	<u>141,167</u>	<u>10.41%</u>	<u>99,696</u>	<u>7.59%</u>
Total Civilian Labor Force	<u>1,355,776</u>		<u>1,314,000</u>	

Source: Crain's Cleveland Business Book of Lists and Ohio Labor Market Information website;

Cleveland Public Library Annual Comprehensive Financial Report

Note: Total civilian labor force includes Cleveland MSA and Akron MSA

**Cleveland Public Library**  
**Cuyahoga County**  
*Demographic and Economic Statistics*  
*Last Ten Years*

<u>Year</u>	<u>Population (1)</u>	<u>Total Personal Income (2)</u>	<u>Personal Income per Capita (3)</u>	<u>Cleveland Metropolitan School District Enrollment (4)</u>	<u>Unemployment Rates (5)</u>
2022	372,624	\$8,977,630,032	\$24,093	36,298	6.0%
2021	383,331	8,602,714,302	22,442	34,896	8.5
2020	380,989	8,298,702,398	21,782	37,158	13.5
2019	383,781	8,644,667,025	22,525	37,148	5.2
2018	385,552	7,480,094,352	19,401	38,645	6.5
2017	385,810	7,383,245,970	19,137	38,949	6.9
2016	390,584	6,849,671,608	17,537	39,125	6.9
2015	389,524	6,701,760,420	17,205	38,555	6.9
2014	390,106	6,844,409,770	17,545	37,962	8.0
2013	390,923	6,347,025,828	16,236	38,725	9.8

Sources:

- (1) Cleveland State University, Northern Ohio Data & Information Service and U.S. Census Bureau
- (2) Computation of per capita personal income multiplied by population.
- (3) U.S. Census Bureau, 2000 Census and American Community Survey Estimates (1-Year and 5-Year)
- (4) Ohio Department of Education website and Cleveland Metropolitan School District website
- (5) Ohio Labor Market Information website (for the City of Cleveland)

**Cleveland Public Library**  
**Cuyahoga County**  
*Full-Time Equivalent Library Employees by Function/Program*  
*Last Ten Years*

Function/Program	2022	2021	2020	2019	2018
<b>Administration and Support</b>					
Director/Deputy Director Office (1)	6.700	5.747	3.000	2.000	3.000
Legal Services	3.000	3.000	3.000	3.247	2.500
Financial Services	10.100	9.000	10.000	9.553	9.500
External Relations and Development Office	3.000	5.000	4.000	4.000	4.000
Human Resources	8.273	7.533	7.533	7.533	7.533
Public Relations	n/a	8.000	7.600	9.570	7.053
Knowledge Office	n/a	2.373	3.373	3.800	4.173
Strategy Office (2)	10.507	n/a	n/a	n/a	n/a
Property Management	57.230	55.400	53.585	50.929	54.958
Safety and Protective Services	42.799	40.937	42.975	36.147	30.262
Information Technology/CLEVNET	16.913	17.573	18.000	18.000	19.000
Technical Services	27.333	30.280	34.280	36.850	40.423
<b>Public Services</b>					
Branches					
Branch/Outreach Office	3.000	1.000	1.000	1.000	1.000
Branch Substitutes	5.873	7.433	7.020	12.860	18.487
Library for the Blind	12.067	12.893	14.800	15.800	16.509
Mobile Services (3)	n/a	n/a	n/a	n/a	5.247
Addison	6.120	5.253	6.453	7.365	7.487
Brooklyn	4.800	4.747	7.200	7.893	5.200
Carnegie West	8.500	7.813	7.440	7.043	7.333
Collinwood	6.513	7.350	6.493	6.993	7.007
East 131	4.927	7.320	7.947	7.873	6.867
Eastman	7.733	6.733	8.613	9.333	9.260
Fleet	4.060	7.027	6.023	6.077	8.133
Fulton	6.560	4.747	6.813	6.527	5.260
Garden Valley	4.053	6.493	6.096	6.747	6.733
Glenville	6.930	7.920	7.067	5.970	6.607
Harvard Lee	6.493	6.338	7.627	7.693	7.260
Hough	7.907	7.133	7.947	7.707	8.207
Jefferson	8.667	6.120	7.098	8.377	7.447
Langston Hughes	7.227	6.827	7.898	8.013	7.987
Lorain	4.000	7.280	8.183	7.527	7.143
Martin Luther King Jr	5.333	8.056	9.333	8.523	7.400
Memorial Nottingham	6.813	9.313	8.240	7.287	7.400
Mount Pleasant	5.220	5.747	6.933	6.487	6.320
Rice	5.907	6.152	5.976	8.590	7.427
Rockport	10.873	10.553	10.667	9.027	10.493



2017	2016	2015	2014	2013
5.980	4.000	4.000	3.000	3.000
3.500	3.500	3.500	1.500	1.500
10.500	10.500	10.500	10.500	10.500
n/a	n/a	n/a	n/a	n/a
10.533	10.533	5.363	4.473	7.420
6.180	6.000	7.000	7.000	6.000
4.173	3.200	4.173	3.173	3.307
n/a	n/a	n/a	n/a	n/a
48.043	47.363	53.900	55.603	51.703
35.706	27.338	27.911	21.011	21.817
18.000	16.013	17.027	14.980	18.080
45.310	48.677	53.047	53.153	53.347
1.000	0.000	1.000	1.000	2.000
21.590	23.523	22.243	17.807	15.127
17.667	18.667	18.667	16.451	19.360
7.237	7.227	6.127	6.780	5.560
7.457	7.520	6.725	6.367	8.613
7.047	7.173	7.100	6.467	6.893
8.037	7.567	7.520	6.693	8.147
6.440	8.333	7.320	5.860	7.820
7.327	4.940	4.940	6.623	4.533
8.933	8.293	9.213	8.283	9.227
6.767	10.560	8.347	8.133	9.580
7.473	7.927	8.700	9.087	8.173
6.043	7.047	5.340	5.113	5.820
8.167	4.930	8.020	7.080	7.740
6.920	8.867	8.230	7.900	8.140
7.460	7.240	5.480	7.947	7.660
9.153	7.153	6.507	5.873	6.227
7.313	8.773	7.600	6.713	6.760
6.747	8.210	8.140	6.133	6.371
6.487	9.193	8.227	7.793	7.967
7.893	8.900	9.060	7.277	8.653
7.740	6.347	6.953	7.713	7.667
8.353	7.873	9.493	9.227	9.257
8.250	6.633	8.447	9.133	9.297

(continued)

**Cleveland Public Library**  
**Cuyahoga County**  
*Full-Time Equivalent Library Employees by Function/Program (continued)*  
*Last Ten Years*

Function/Program	2022	2021	2020	2019	2018
South	8.253	8.260	8.653	7.500	8.213
South Brooklyn	8.633	8.527	9.480	9.947	7.873
Sterling	6.867	6.173	6.597	7.093	7.753
Union	6.627	7.947	8.265	8.053	7.320
Walz	4.493	4.493	6.299	6.887	8.303
West Park	6.113	8.293	9.587	12.060	11.667
Woodland	5.100	5.788	6.350	7.607	7.280
Programming and Outreach Services	11.880	15.107	14.140	15.240	11.747
Main Library					
Main Library Office	4.100	3.000	4.640	3.273	2.000
Audio Video/Lending	10.020	11.940	12.792	14.710	13.589
Business Economics Labor	6.493	5.000	6.440	6.533	8.453
Cleveland Digital Public Library	6.000	6.533	6.453	8.453	7.453
Fine Arts/Special Collections	7.453	5.453	8.667	8.800	8.747
Foreign Literature	6.387	5.847	5.907	6.547	7.127
Government Documents	2.000	2.000	2.000	2.000	2.000
Center for Local and Global History	6.053	6.533	7.453	7.533	7.960
Literature	8.960	8.740	8.340	9.300	8.400
Popular Library	7.333	7.867	8.240	8.720	8.693
Public Administration Library	3.000	2.000	2.000	2.747	2.747
Science and Technology	5.533	5.322	5.453	6.000	5.773
Social Sciences	5.520	5.000	5.099	7.600	7.907
TechCentral	14.413	14.240	16.240	16.240	17.997
Youth Services	5.949	5.100	5.000	6.360	6.453
Shelf Office and Pages	10.687	7.104	10.330	14.240	15.993
KnowItNow (4)	n/a	n/a	n/a	n/a	n/a
Totals:	<u>503.298</u>	<u>511.358</u>	<u>544.638</u>	<u>565.784</u>	<u>572.064</u>

**Method:** Using total hours worked by all staff on the last pay date of December divided by a 75-hour biweekly pay period. Beginning 2015, Safety and Protective Services' total hours are divided by an 80-hour biweekly pay period.

- (1) Includes Special Projects & Collections and Diversity Equity & Inclusion Departments, 2021.
- (2) Public Relations and Knowledge Office merged into Strategy Office, 2022.
- (3) Mobile Services moved under Programming and Outreach Services in May, 2019.
- (4) KnowItNow ceased services in January, 2016.

2017	2016	2015	2014	2013
8.060	8.200	7.247	7.707	6.717
10.033	9.853	8.133	9.020	9.247
6.773	6.960	7.087	7.780	7.607
7.727	7.000	7.840	6.753	6.693
8.190	6.857	7.493	8.120	7.913
10.040	11.053	9.400	10.167	9.800
7.327	8.100	6.307	7.727	8.760
9.000	9.000	9.000	9.183	9.133
6.000	4.000	4.007	5.000	4.000
14.677	13.937	14.960	12.500	16.493
8.453	8.453	8.320	6.453	6.320
6.693	6.320	7.000	1.000	n/a
9.040	7.453	9.067	9.280	8.140
6.570	6.460	6.820	6.890	5.407
2.000	2.000	1.980	2.000	3.453
8.093	7.453	6.960	5.773	7.547
8.320	9.503	9.087	8.990	9.153
8.427	8.613	8.453	9.227	10.697
2.747	2.747	2.720	2.000	3.000
5.773	5.840	6.440	5.587	10.447
6.773	6.700	8.653	8.533	8.807
15.733	14.733	14.153	12.733	10.053
5.173	5.427	8.213	7.187	7.480
14.850	15.443	17.483	17.990	19.596
n/a	n/a	n/a	1.000	2.000
581.898	572.125	582.643	550.446	571.729

**Cleveland Public Library**  
**Cuyahoga County**  
*Capital Assets Statistics by Neighborhood Branches*  
*Last Ten Years*

Branch	2022	2021 (2)	2020 (2)	2019	2018
Addison (8,000 sq ft) (1)					
<i>Built 1990</i>					
Circulation	37,518	40,956	43,355	105,751	80,363
Attendance	25,059	21,282	17,554	51,089	29,962
Collection Count	14,137	14,180	14,357	13,961	16,847
Brooklyn (5,500 sq ft)					
<i>Built 1919; renovated 1985</i>					
<i>Temporarily closed for renovation</i>					
<i>May 7, 2022</i>					
Circulation	13,603	30,630	30,105	64,625	60,174
Attendance	6,742	17,863	12,352	38,736	38,517
Collection Count	11,098	12,782	15,832	16,520	20,421
Carnegie West (28,600 sq ft) (1)					
<i>Built 1910; renovated 1979</i>					
Circulation	91,640	86,311	66,434	138,656	117,148
Attendance	53,013	40,195	26,534	80,214	80,252
Collection Count	28,214	25,602	26,004	25,047	25,233
Collinwood (15,800 sq ft) (1)					
<i>Built 1928; renovated 1980</i>					
Circulation	31,224	30,173	36,796	89,337	66,383
Attendance	31,153	33,172	24,224	57,975	44,626
Collection Count	17,738	18,129	19,241	18,594	17,822
East 131st Street (15,800 sq ft)					
<i>Built 1929; renovated 1979</i>					
Circulation	18,884	18,246	17,395	49,124	52,780
Attendance	40,995	32,839	26,452	91,106	84,987
Collection Count	15,689	18,244	17,152	15,710	14,113
Eastman (11,400 sq ft)					
<i>Built 1980</i>					
<i>Temporarily closed for renovation</i>					
<i>December 13, 2021</i>					
Circulation	0	93,519	90,752	189,076	193,619
Attendance	0	59,711	39,668	101,589	108,204
Collection Count	0	12,591	30,600	35,216	37,754
Fleet (9,000 sq ft)					
<i>Built 1981</i>					
Circulation	45,856	49,410	50,568	127,770	127,396
Attendance	49,292	41,355	28,707	90,826	97,854
Collection Count	13,806	13,075	15,769	18,292	19,373

2017	2016	2015	2014	2013
86,379	101,419	112,002	136,577	148,587
60,211	63,704	62,146	72,321	87,776
17,838	18,224	19,302	22,489	23,561
52,776	65,510	71,635	81,878	93,016
43,043	47,569	42,045	49,522	57,609
20,245	22,346	21,032	20,424	20,200
137,434	146,365	152,838	168,320	176,688
107,785	122,842	186,622	180,128	195,576
25,641	25,881	25,910	28,095	29,823
62,900	82,789	94,094	108,760	121,966
66,780	87,695	80,249	88,168	90,422
20,517	19,935	18,499	19,639	20,800
45,036	48,829	54,812	66,857	66,903
86,016	85,552	89,041	88,142	93,792
15,573	15,686	15,449	15,510	15,299
180,473	226,088	237,722	252,785	275,432
118,387	126,228	122,151	138,529	154,703
40,408	42,741	42,908	43,595	45,974
115,355	141,271	145,846	169,136	202,290
105,435	118,577	119,480	130,267	148,426
18,795	22,801	25,227	29,961	33,306

(continued)

**Cleveland Public Library**  
**Cuyahoga County**  
*Capital Assets Statistics by Neighborhood Branches (Continued)*  
*Last Ten Years*

Branch	2022	2021 (2)	2020 (2)	2019	2018
Fulton (8,600 sq ft) (1)					
<i>Built 1983</i>					
Circulation	41,377	38,289	45,695	107,588	91,708
Attendance	59,333	39,693	25,577	67,188	64,340
Collection Count	19,363	19,202	21,010	22,564	27,419
Garden Valley (3,500 sq ft)					
<i>Current leased space since 2008</i>					
Circulation	13,515	13,949	13,950	44,732	39,134
Attendance	22,308	19,141	17,218	44,916	49,763
Collection Count	10,593	10,892	11,193	11,335	12,294
Glenville (13,100 sq ft) (1)					
<i>Built 1980</i>					
Circulation	31,977	33,909	35,711	94,701	62,387
Attendance	29,852	28,165	23,067	54,831	43,979
Collection Count	11,468	12,404	13,401	14,775	16,903
Harvard-Lee (8,700 sq ft) (1)					
<i>Built 1979</i>					
Circulation	36,768	40,295	33,133	80,530	70,733
Attendance	33,281	31,435	28,637	73,391	57,902
Collection Count	20,150	20,116	19,151	18,647	17,973
Hough (8,000 sq ft)					
<i>Opened 1988; deactivated 2022</i>					
<i>New facility opened November 12, 2022</i>					
Circulation	25,791	28,870	30,351	81,311	67,609
Attendance	38,576	30,562	23,448	74,004	79,501
Collection Count	12,932	14,676	16,221	15,653	15,349
Jefferson (7,420 sq ft) (1)					
<i>Opened 1988; renovated 2022</i>					
Circulation	18,661	21,864	40,343	74,570	55,265
Attendance	6,505	1,706	17,137	55,578	36,830
Collection Count	10,072	3,613	17,773	18,149	18,887
Langston Hughes (8,200 sq ft) (1)					
<i>Built 1998</i>					
Circulation	30,388	30,720	35,058	89,480	81,218
Attendance	29,726	22,508	17,673	65,528	67,000
Collection Count	27,926	27,832	27,665	28,713	27,774

2017	2016	2015	2014	2013
124,556	161,960	133,075	173,058	168,345
85,714	100,576	87,485	94,896	108,588
32,252	32,144	32,487	31,230	30,972
37,459	41,403	40,390	46,944	59,956
43,661	49,739	51,861	62,097	57,048
13,441	14,083	13,069	12,453	13,888
62,464	71,700	79,301	98,786	110,936
59,998	73,488	96,826	79,139	90,166
16,957	16,801	17,814	20,149	24,067
89,276	108,056	110,474	109,856	126,524
92,044	90,783	91,217	111,718	114,108
20,457	21,828	20,992	23,397	24,408
51,490	58,685	55,843	63,285	64,411
85,117	84,588	122,906	137,401	129,082
15,818	17,329	18,037	18,990	18,993
74,916	82,825	90,390	98,087	108,194
58,264	62,903	81,428	87,303	96,000
19,549	21,191	20,969	21,804	22,451
73,011	80,797	81,435	95,843	100,666
82,558	93,911	80,755	88,849	87,610
28,181	29,060	29,789	30,423	29,231

(continued)

**Cleveland Public Library**  
**Cuyahoga County**  
*Capital Assets Statistics by Neighborhood Branches (Continued)*  
*Last Ten Years*

Branch	2022	2021 (2)	2020 (2)	2019	2018
Lorain (8,400 sq ft) (1)					
<i>Built 1912; renovated 1985</i>					
<i>Temporarily closed for renovation</i>					
<i>October 9, 2021</i>					
Circulation	0	26,702	32,868	89,181	65,378
Attendance	0	25,151	20,586	62,594	52,621
Collection Count	0	15,720	16,183	17,264	18,549
Martin Luther King, Jr. (17,100 sq ft)					
<i>Built 1970</i>					
Circulation	25,525	27,351	29,377	78,583	66,113
Attendance	24,372	15,767	20,133	58,038	56,519
Collection Count	23,780	24,749	29,020	30,703	32,033
Memorial-Nottingham (15,000 sq ft)					
<i>Built 1994 (part of Lake Shore Facility)</i>					
Circulation	62,307	66,732	63,232	142,053	142,480
Attendance	34,185	29,368	23,103	59,441	64,092
Collection Count	26,631	27,339	27,957	26,295	28,530
Mt. Pleasant (7,200 sq ft)					
<i>Opened 1937; renovated 1981</i>					
Circulation	19,528	25,354	22,655	56,181	48,109
Attendance	24,458	21,246	14,275	37,873	40,883
Collection Count	10,377	12,246	13,107	12,202	11,580
Rice (14,000 sq ft)					
<i>Built 2010</i>					
Circulation	46,887	49,116	50,049	143,011	123,286
Attendance	64,101	41,159	35,422	117,236	110,788
Collection Count	23,345	22,493	23,304	22,661	24,305
Rockport (9,200 sq ft)					
<i>Built 1964</i>					
Circulation	156,222	146,750	105,034	227,842	198,044
Attendance	77,731	60,951	38,220	91,863	88,030
Collection Count	23,412	28,621	29,262	30,125	32,466
South (12,300 sq ft)					
<i>Built 1911; Deactivated 2013</i>					
<i>Leased space (3,688 sq ft)</i>					
<i>March 16, 2013 - November 30, 2018</i>					
<i>Reopened December 1, 2018</i>					
Circulation	60,284	73,172	65,609	124,794	95,162
Attendance	45,525	30,503	22,832	69,372	56,800
Collection Count	23,637	26,445	25,177	24,937	24,945



2017	2016	2015	2014	2013
81,754	106,911	121,259	138,404	155,842
77,254	82,937	85,244	102,420	108,090
19,377	21,541	22,991	25,194	24,946
63,865	97,004	111,278	137,547	121,465
72,756	93,191	87,340	83,444	75,843
29,943	30,819	30,784	31,348	30,197
127,723	147,556	151,140	179,584	192,810
64,871	68,682	62,578	77,104	102,043
34,545	33,660	31,480	27,984	35,501
39,059	45,614	55,307	71,723	86,345
48,421	63,524	68,259	77,113	76,344
12,121	12,986	15,793	16,514	16,684
109,544	126,498	148,329	150,738	172,793
127,143	138,261	151,848	142,561	172,424
31,109	32,047	33,809	34,671	35,447
180,751	202,054	221,849	252,301	270,933
96,452	119,422	118,786	144,589	126,890
31,277	41,805	48,493	50,142	50,013
85,866	100,821	101,020	115,694	116,207
66,931	75,395	79,649	92,489	93,752
14,355	14,877	13,054	14,558	24,643
				(continued)

**Cleveland Public Library**  
**Cuyahoga County**  
*Capital Assets Statistics by Neighborhood Branches (Continued)*  
*Last Ten Years*

Branch	2022	2021 (2)	2020 (2)	2019	2018
South Brooklyn (10,300 sq ft)					
<i>Built 1979</i>					
Circulation	121,837	121,343	101,272	200,510	183,583
Attendance	62,836	52,554	39,321	122,958	131,207
Collection Count	26,730	23,525	26,570	27,559	28,988
Sterling (6,500 sq ft)					
<i>Built 1913</i>					
Circulation	20,818	23,159	26,638	69,654	57,254
Attendance	63,867	42,178	29,884	92,950	88,992
Collection Count	12,983	14,441	15,069	15,512	15,292
Union (9,200 sq ft)					
<i>Built 1982</i>					
Circulation	18,139	18,505	24,055	63,108	53,702
Attendance	22,574	18,579	18,709	69,172	67,113
Collection Count	13,959	13,459	13,671	13,412	15,017
Walz (9,600 sq ft)					
<i>Built 1967</i>					
<i>Temporarily closed for new site construction March 5, 2022</i>					
Circulation	0	64,647	64,405	156,451	148,164
Attendance	0	27,179	24,708	68,533	84,709
Collection Count	0	24,499	25,719	26,444	29,030
West Park (14,800 sq ft)					
<i>Built 1928; renovated 1978</i>					
<i>Temporarily closed for renovation April 5, 2021</i>					
Circulation	0	59,752	111,192	227,328	208,714
Attendance	0	6,561	29,663	84,483	92,789
Collection Count	0	4,018	26,425	29,985	37,646
Woodland (15,300 sq ft)					
<i>Built 1961</i>					
<i>Temporarily closed for new site construction, renovation, and expansion to include a central distribution facility April 5, 2021</i>					
Circulation	0	12,782	38,015	105,968	87,637
Attendance	0	6,250	33,523	85,423	91,696
Collection Count	0	3,494	18,007	19,208	18,306

2017	2016	2015	2014	2013
178,078	209,087	223,700	260,635	281,803
120,438	172,095	149,791	155,588	160,347
29,368	31,068	33,472	36,388	44,421
49,849	55,107	60,122	75,031	87,722
102,649	121,163	105,686	130,795	150,035
16,010	17,662	18,169	18,846	17,962
47,723	68,373	80,675	96,951	106,419
63,664	70,096	74,425	76,564	72,932
15,380	16,480	18,902	20,947	23,698
149,395	162,094	170,811	196,782	230,606
96,409	103,871	94,375	111,135	125,542
34,411	35,695	36,880	36,590	38,555
200,895	235,179	249,414	264,864	283,683
86,837	108,273	104,242	117,319	120,237
40,060	41,347	41,113	40,403	47,567
85,363	103,505	112,507	127,833	151,815
104,762	93,371	84,897	92,658	94,415
19,365	21,877	22,263	23,298	24,098

(continued)

**Cleveland Public Library**  
**Cuyahoga County**  
*Capital Assets Statistics by Main Library, Lake Shore Facility and Woodland Annex*  
*Last Ten Years*

Facility	2022	2021 (2)	2020 (2)	2019	2018
Main Library (2 buildings)					
Main Building (261,223 sq ft)					
<i>Built 1925; renovated 1999</i>					
Louis Stokes Wing (267,981 sq ft)					
<i>Built 1997</i>					
Circulation	1,039,890	1,054,226	878,775	1,664,309	1,475,972
Attendance	196,559	152,751	102,631	411,393	401,805
Collection Count	9,878,546	9,802,494	9,994,959	9,983,601	9,956,603

Lake Shore Facility (147,200 sq ft)  
*Opened 1994 in school converted to new use*

Houses:

- Memorial-Nottingham Branch
- Ohio Library for the Blind and Physically Disabled
- Technical Services
- Book Storage
- Meeting Rooms
- Training Center
- Auditorium
- Stock Room

Woodland Annex (28,500 sq ft)  
*Added 2010 to Woodland Branch*

Houses:

- Offices for Mobile Services
- Garage for bookmobile and literacy van

Source: Cleveland Public Library; Knowledge Office

- (1) In 2018, the Branch Revitalization Project addressed critical repairs to nine branches located throughout the Library system. Branches were closed for approximately six to nine weeks.
- (2) COVID-19 Pandemic Closures:
  - Open with no restrictions: 01/01/2020-03/13/2020;
  - No services offered: 03/14/2020-06/07/2020;
  - Curbside/walk-up services only: 06/08/2020-08/23/2020; 11/21/2020-02/21/2021; 12/27/2021-12/25/2021
  - Open with occupancy restrictions/time limits: 08/24/2020-11/20/2020; 02/22/2021-12/25/2021

---

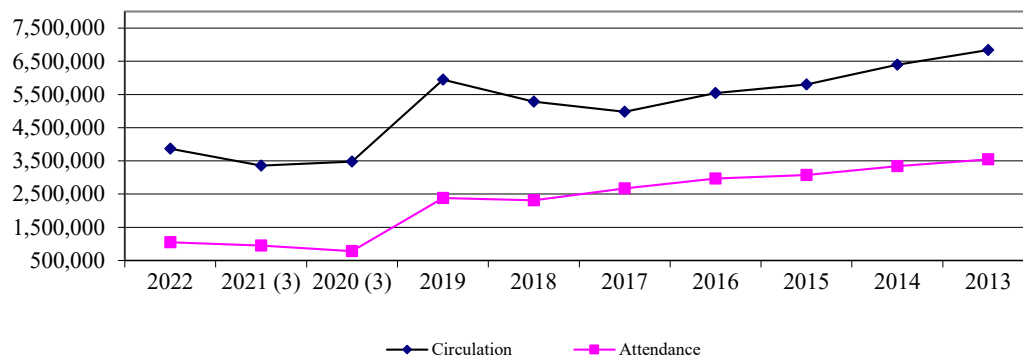
---

2017	2016	2015	2014	2013
1,280,659	1,385,667	1,485,679	1,585,841	1,726,353
444,807	449,613	485,570	524,934	548,562
9,913,712	9,879,685	9,860,853	9,810,719	9,785,000

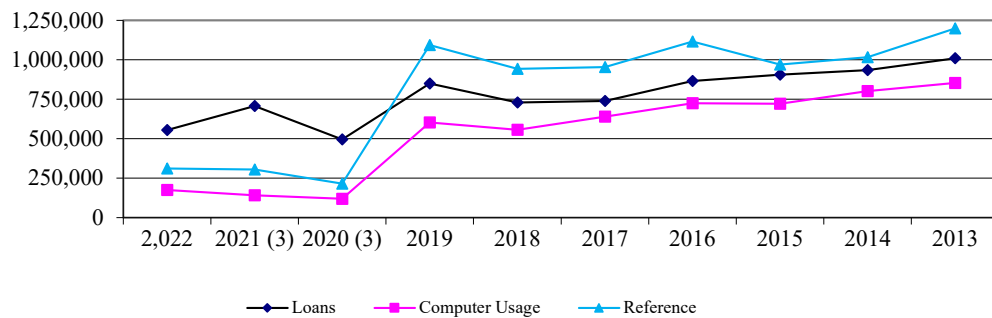
**Cleveland Public Library**  
**Cuyahoga County**  
*Operating Indicators*  
*Last Ten Years*

	2022	2021 (3)	2020 (3)	2019	2018
Total Circulation for System (1)	3,870,728	3,358,554	3,477,830	5,950,936	5,288,250
Total Attendance for System (2)	1,047,436	949,832	781,258	2,378,300	2,311,761
Loans to Other Library Systems	554,890	706,516	495,547	849,724	729,145
Computer Usage (in hours)	174,771	141,628	119,626	603,487	556,924
Reference Transactions	310,856	305,292	215,449	1,093,664	942,560

**Circulation and Attendance**



**Loans to Other Library Systems, Computer Usage and Reference Transactions**



Source: Cleveland Public Library; Knowledge Office

(1) Includes eMedia, Ohio Library for the Blind and Physically Disabled and Mobile Services

(2) Includes the Bookmobile

(3) COVID-19 Pandemic Closures:

Open with no restrictions: 01/01/2020-03/13/2020;

No services offered: 03/14/2020-06/07/2020;

Curbside/walk-up services only: 06/08/2020-08/23/2020; 11/21/2020-02/21/2021; 12/27/2021-12/25/2021

Open with occupancy restrictions/time limits: 08/24/2020-11/20/2020; 02/22/2021-12/25/2021

2017	2016	2015	2014	2013
4,976,511	5,546,909	5,800,972	6,399,116	6,840,905
2,668,407	2,968,049	3,071,819	3,344,078	3,545,705
739,395	865,686	906,581	935,317	1,009,506
640,544	724,204	721,082	802,117	853,698
954,036	1,115,972	969,699	1,016,860	1,199,098

# A VISION FOR OUR CITY & ITS LIBRARY

A City in which opportunity is within reach.  
A Library that empowers its people.

## OUR MISSION

We are The People's University, the center of learning  
for a diverse and inclusive community.





# OHIO AUDITOR OF STATE KEITH FABER



**CLEVELAND PUBLIC LIBRARY**

**CUYAHOGA COUNTY**

**AUDITOR OF STATE OF OHIO CERTIFICATION**

This is a true and correct copy of the report, which is required to be filed pursuant to Section 117.26, Revised Code, and which is filed in the Office of the Ohio Auditor of State in Columbus, Ohio.



**Certified for Release 8/8/2023**

88 East Broad Street, Columbus, Ohio 43215  
Phone: 614-466-4514 or 800-282-0370

This report is a matter of public record and is available online at  
[www.ohioauditor.gov](http://www.ohioauditor.gov)