



OHIO AUDITOR OF STATE
KEITH FABER



**COLONEL CRAWFORD LOCAL SCHOOL DISTRICT
CRAWFORD COUNTY
JUNE 30, 2022**

TABLE OF CONTENTS

TITLE	PAGE
Independent Auditor's Report	1
Prepared by Management:	
Management's Discussion and Analysis	5
Basic Financial Statements:	
Government-wide Financial Statements:	
Statement of Net Position	16
Statement of Activities.....	17
Fund Financial Statements:	
Balance Sheet	
Governmental Funds.....	18
Reconciliation of Total Governmental Fund Balances to Net Position of Governmental Activities	19
Statement of Revenues, Expenditures and Changes in Fund Balances Governmental Funds.....	20
Reconciliation of the Statement of Revenues, Expenditures and Changes in Fund Balances of Governmental Funds to the Statement of Activities.....	21
Statement of Revenues, Expenditures and Changes in Fund Balance - Budget and Actual (Non-GAAP Budgetary Basis) General Fund.....	22
Notes to the Basic Financial Statements	23

**COLONEL CRAWFORD LOCAL SCHOOL DISTRICT
CRAWFORD COUNTY
JUNE 30, 2022**

**TABLE OF CONTENTS
(Continued)**

TITLE	PAGE
Required Supplementary Information:	
Schedule of the District's Proportionate Share of the Net Pension Liability	
School Employees Retirement System (SERS) of Ohio.....	64
State Teachers Retirement System (STRS) of Ohio	66
Schedule of District Pension Contributions	
School Employees Retirement System (SERS) of Ohio	68
State Teachers Retirement System (STRS) of Ohio	70
Schedule of the District's Proportionate Share of the Net OPEB Liability/Asset:	
School Employees Retirement System (SERS) of Ohio	72
State Teachers Retirement System (STRS) of Ohio	74
Schedule of District OPEB Contributions:	
School Employees Retirement System (SERS) of Ohio	76
State Teachers Retirement System (STRS) of Ohio	78
Notes to the Required Supplementary Information	80
Schedule of Expenditures of Federal Awards	83
Notes to the Schedule of Expenditures of Federal Awards.....	84
Independent Auditor's Report on Internal Control Over Financial Reporting and on Compliance and Other Matters Required by <i>Government Auditing Standards</i>	
	85
Independent Auditor's Report on Compliance with Requirements Applicable to the Major Federal Program and on Internal Control Over Compliance Required by the Uniform Guidance.....	
	87
Schedule of Findings.....	91

OHIO AUDITOR OF STATE KEITH FABER



88 East Broad Street
Columbus, Ohio 43215
ContactUs@ohioauditor.gov
(800) 282-0370

INDEPENDENT AUDITOR'S REPORT

Colonel Crawford Local School District
Crawford County
2303 State Route 602
North Robinson, Ohio 44856

To the Board of Education:

Report on the Audit of the Financial Statements

Opinions

We have audited the financial statements of the governmental activities, each major fund, and the aggregate remaining fund information of the Colonel Crawford Local School District, Crawford County, Ohio (the District), as of and for the year ended June 30, 2022, and the related notes to the financial statements, which collectively comprise the District's basic financial statements as listed in the table of contents.

In our opinion, the accompanying financial statements referred to above present fairly, in all material respects, the respective financial position of the governmental activities, each major fund, and the aggregate remaining fund information of the Colonel Crawford Local School District, Crawford County, Ohio as of June 30, 2022, and the respective changes in financial position thereof and the budgetary comparison for the General fund for the year then ended in accordance with the accounting principles generally accepted in the United States of America.

Basis for Opinions

We conducted our audit in accordance with auditing standards generally accepted in the United States of America (GAAS) and the standards applicable to financial audits contained in *Government Auditing Standards*, issued by the Comptroller General of the United States. Our responsibilities under those standards are further described in the *Auditor's Responsibilities for the Audit of the Financial Statements* section of our report. We are required to be independent of the District, and to meet our other ethical responsibilities, in accordance with the relevant ethical requirements relating to our audit. We believe that the audit evidence we have obtained is sufficient and appropriate to provide a basis for our audit opinions.

Emphasis of Matter

As discussed in Note 17 to the financial statements, the financial impact of COVID-19 and the continuing emergency measures may impact subsequent periods of the District. Our opinion is not modified with respect to this matter.

Responsibilities of Management for the Financial Statements

Management is responsible for the preparation and fair presentation of the financial statements in accordance with accounting principles generally accepted in the United States of America, and for the design, implementation, and maintenance of internal control relevant to the preparation and fair presentation of financial statements that are free from material misstatement, whether due to fraud or error.

In preparing the financial statements, management is required to evaluate whether there are conditions or events, considered in the aggregate, that raise substantial doubt about the District's ability to continue as a going concern for twelve months beyond the financial statement date, including any currently known information that may raise substantial doubt shortly thereafter.

Auditor's Responsibilities for the Audit of the Financial Statements

Our objectives are to obtain reasonable assurance about whether the financial statements as a whole are free from material misstatement, whether due to fraud or error, and to issue an auditor's report that includes our opinions. Reasonable assurance is a high level of assurance but is not absolute assurance and therefore is not a guarantee that an audit conducted in accordance with GAAS and *Government Auditing Standards* will always detect a material misstatement when it exists. The risk of not detecting a material misstatement resulting from fraud is higher than for one resulting from error, as fraud may involve collusion, forgery, intentional omissions, misrepresentations, or the override of internal control. Misstatements are considered material if there is a substantial likelihood that, individually or in the aggregate, they would influence the judgment made by a reasonable user based on the financial statements.

In performing an audit in accordance with GAAS and *Government Auditing Standards*, we

- exercise professional judgment and maintain professional skepticism throughout the audit.
- identify and assess the risks of material misstatement of the financial statements, whether due to fraud or error, and design and perform audit procedures responsive to those risks. Such procedures include examining, on a test basis, evidence regarding the amounts and disclosures in the financial statements.
- obtain an understanding of internal control relevant to the audit in order to design audit procedures that are appropriate in the circumstances, but not for the purpose of expressing an opinion on the effectiveness of the District's internal control. Accordingly, no such opinion is expressed.
- evaluate the appropriateness of accounting policies used and the reasonableness of significant accounting estimates made by management, as well as evaluate the overall presentation of the financial statements.
- conclude whether, in our judgment, there are conditions or events, considered in the aggregate, that raise substantial doubt about the District's ability to continue as a going concern for a reasonable period of time.

We are required to communicate with those charged with governance regarding, among other matters, the planned scope and timing of the audit, significant audit findings, and certain internal control-related matters that we identified during the audit.

Required Supplementary Information

Accounting principles generally accepted in the United States of America require that the management's discussion and analysis, and schedules of net pension and other post-employment benefit liabilities and pension and other post-employment benefit contributions be presented to supplement the basic financial statements. Such information is the responsibility of management and, although not a part of the basic financial statements, is required by the Governmental Accounting Standards Board who considers it to be an essential part of financial reporting for placing the basic financial statements in an appropriate operational, economic, or historical context. We have applied certain limited procedures to the required supplementary information in accordance with auditing standards generally accepted in the United States of America, which consisted of inquiries of management about the methods of preparing the information and comparing the information for consistency with management's responses to our inquiries, the basic financial statements, and other knowledge we obtained during our audit of the basic financial statements. We do not express an opinion or provide any assurance on the information because the limited procedures do not provide us with sufficient evidence to express an opinion or provide any assurance.

Supplementary information

Our audit was conducted for the purpose of forming opinions on the financial statements that collectively comprise the District's basic financial statements. The Schedule of Expenditures of Federal Awards as required by Title 2 U.S. Code of Federal Regulations (CFR) Part 200, Uniform Administrative Requirements, Cost Principles, and Audit Requirements for Federal Awards is presented for purposes of additional analysis and are not a required part of the basic financial statements.

Such information is the responsibility of management and was derived from and relates directly to the underlying accounting and other records used to prepare the basic financial statements. The information has been subjected to the auditing procedures applied in the audit of the basic financial statements and certain additional procedures, including comparing and reconciling such information directly to the underlying accounting and other records used to prepare the basic financial statements or to the basic financial statements themselves, and other additional procedures in accordance with auditing standards generally accepted in the United States of America. In our opinion, the Schedule of Expenditures of Federal Awards is fairly stated, in all material respects, in relation to the basic financial statements as a whole.

Other Reporting Required by Government Auditing Standards

In accordance with *Government Auditing Standards*, we have also issued our report dated February 28, 2023, on our consideration of the District's internal control over financial reporting and our tests of its compliance with certain provisions of laws, regulations, contracts and grant agreements and other matters. The purpose of that report is solely to describe the scope of our testing of internal control over financial reporting and compliance and the results of that testing, and not to provide an opinion on the effectiveness of the District's internal control over financial reporting or on compliance. That report is an integral part of an audit performed in accordance with *Government Auditing Standards* in considering the District's internal control over financial reporting and compliance.



Keith Faber
Auditor of State
Columbus, Ohio

February 28, 2023

THIS PAGE INTENTIONALLY LEFT BLANK

**COLONEL CRAWFORD LOCAL SCHOOL DISTRICT
CRAWFORD COUNTY, OHIO**

**MANAGEMENT'S DISCUSSION AND ANALYSIS
FOR THE FISCAL YEAR ENDED JUNE 30, 2022
UNAUDITED**

The discussion and analysis of the Colonel Crawford Local School District's (the "District") financial performance provides an overall review of the District's financial activities for the fiscal year ended June 30, 2022. The intent of this discussion and analysis is to look at the District's financial performance as a whole; readers should also review the basic financial statements and the notes to the basic financial statements to enhance their understanding of the District's financial performance.

Financial Highlights

Key financial highlights for fiscal year 2022 are as follows:

- In total, net position of governmental activities increased \$2,034,747 which represents a 28.17% increase from June 30, 2021's net position.
- General revenues accounted for \$12,391,042 in revenue or 80.92% of all revenues. Program specific revenues in the form of charges for services and sales, grants and contributions accounted for \$2,922,319 or 19.08% of total revenues of \$15,313,361.
- The District had \$13,278,614 in expenses related to governmental activities; \$2,922,319 of these expenses were offset by program specific charges for services, grants or contributions. General revenues supporting governmental activities (primarily taxes and unrestricted grants and entitlements) of \$12,391,042 were adequate to provide for these programs.
- The District's major governmental funds are the general fund and the bond retirement fund. The general fund had \$12,187,013 in revenues and \$11,879,544 in expenditures and other financing uses. The general fund's fund balance increased \$307,469 to \$8,439,470 from June 30, 2021's restated fund balance of \$8,132,001.
- The bond retirement fund had \$1,206,253 in revenues and \$982,436 in expenditures. During fiscal year 2022, the bond retirement fund balance increased \$223,817 from \$1,519,713 to \$1,743,530.

Using these Basic Financial Statements

This annual report consists of a series of financial statements and notes to those statements. These statements are organized so the reader can understand the District as a financial whole, an entire operating entity. The statements then proceed to provide an increasingly detailed look at specific financial activities.

The *statement of net position* and *statement of activities* provide information about the activities of the whole District, presenting both an aggregate view of the District's finances and a longer-term view of those finances. Fund financial statements provide the next level of detail. For governmental funds, these statements tell how services were financed in the short-term as well as what remains for future spending. The fund financial statements also look at the District's most significant funds with all other nonmajor funds presented in total in one column. In the case of the District, the general fund and bond retirement fund are by far the most significant funds, and the only governmental funds reported as major funds.

Reporting the District as a Whole

Statement of Net Position and the Statement of Activities

While this document contains the large number of funds used by the District to provide programs and activities, the view of the District as a whole looks at all financial transactions and asks the question, "How did we do financially during 2022?" The statement of net position and the statement of activities answer this question. These statements include *all assets, deferred outflows of resources, liabilities, deferred inflows of resources, revenues and expenses* using the *accrual basis of accounting* similar to the accounting used by most private-sector companies. This basis of accounting will take into account all of the current year's revenues and expenses regardless of when cash is received or paid.

**COLONEL CRAWFORD LOCAL SCHOOL DISTRICT
CRAWFORD COUNTY, OHIO**

**MANAGEMENT'S DISCUSSION AND ANALYSIS
FOR THE FISCAL YEAR ENDED JUNE 30, 2022
UNAUDITED**

These two statements report the District's *net position* and changes in that position. This change in net position is important because it tells the reader that, for the District as a whole, the *financial position* of the District has improved or diminished. The causes of this change may be the result of many factors, some financial, some not. Non-financial factors include the District's property tax base, current property tax laws in Ohio restricting revenue growth, facility conditions, required educational programs and other factors.

In the statement of net position and the statement of activities, the governmental activities include the District's programs and services, including instruction, support services, operation and maintenance of plant, pupil transportation, extracurricular activities, and food service operations.

The District's statement of net position and statement of activities can be found on pages 16-17 of this report.

Reporting the District's Most Significant Funds

Fund Financial Statements

The analysis of the District's major governmental funds begins on page 12. Fund financial reports provide detailed information about the District's major funds. The District uses many funds to account for a multitude of financial transactions. However, these fund financial statements focus on the District's most significant funds. The District's major governmental funds are the general fund and the bond retirement fund.

Governmental Funds

Most of the District's activities are reported in governmental funds, which focus on how money flows into and out of those funds and the balances left at year-end available for spending in future periods. These funds are reported using an accounting method called *modified accrual* accounting, which measures cash and all other *financial assets* than can readily be converted to cash. The governmental fund financial statements provide a detailed *short-term* view of the District's general government operations and the basic services it provides. Governmental fund information helps you determine whether there are more or fewer financial resources that can be spent in the near future to finance educational programs. The relationship (or differences) between governmental *activities* (reported in the statement of net position and the statement of activities) and governmental *funds* is reconciled in the basic financial statements. The basic governmental fund financial statements can be found on pages 18-22 of this report.

Notes to the Basic Financial Statements

The notes provide additional information that is essential to a full understanding of the data provided in the government-wide and fund financial statements. These notes to the basic financial statements can be found starting on pages 23 of this report.

Required Supplementary Information

The required supplementary information provides detailed information regarding the District's proportionate share of the net pension liability and net OPEB liability/asset of the retirement systems and a ten year schedule of District's contributions to the retirement systems to fund pension and OPEB obligations.

**COLONEL CRAWFORD LOCAL SCHOOL DISTRICT
CRAWFORD COUNTY, OHIO**

MANAGEMENT'S DISCUSSION AND ANALYSIS
FOR THE FISCAL YEAR ENDED JUNE 30, 2022
UNAUDITED

The District as a Whole

Recall that the statement of net position provides the perspective of the District as a whole.

The table below provides a summary of the District's net position at June 30, 2022 and June 30, 2021.

	Net Position	
	Governmental Activities <u>2022</u>	Governmental Activities <u>2021</u>
<u>Assets</u>		
Current and other assets	\$ 17,719,377	\$ 15,825,156
Capital assets, net	<u>16,581,930</u>	<u>16,881,009</u>
Total assets	<u>34,301,307</u>	<u>32,706,165</u>
<u>Deferred Outflows of Resources</u>		
Unamortized deferred charges on debt refunding	77,360	87,617
Pension	2,676,033	2,291,489
OPEB	<u>364,794</u>	<u>439,885</u>
Total deferred outflows of resources	<u>3,118,187</u>	<u>2,818,991</u>
<u>Liabilities</u>		
Current liabilities	2,430,161	1,673,126
Long-term liabilities:		
Due within one year	915,470	882,887
Net pension liability	6,527,857	12,029,772
Net OPEB liability	862,936	989,905
Other amounts	<u>7,978,996</u>	<u>8,678,485</u>
Total liabilities	<u>18,715,420</u>	<u>24,254,175</u>
<u>Deferred Inflows of Resources</u>		
Property taxes levied for next year	2,901,295	2,703,307
Pension	5,123,741	58,050
OPEB	<u>1,420,712</u>	<u>1,286,045</u>
Total deferred inflows of resources	<u>9,445,748</u>	<u>4,047,402</u>
<u>Net Position</u>		
Net investment in capital assets	8,865,348	8,537,682
Restricted	2,185,324	2,286,009
Unrestricted (deficit)	<u>(1,792,346)</u>	<u>(3,600,112)</u>
Total net position	<u>\$ 9,258,326</u>	<u>\$ 7,223,579</u>

The net pension liability is reported pursuant to Governmental Accounting Standards Board (GASB) Statement 68, "Accounting and Financial Reporting for Pensions—an Amendment of GASB Statement 27." The net other postemployment benefits (OPEB) liability/asset is reported pursuant to GASB Statement 75, "Accounting and Financial Reporting for Postemployment Benefits Other Than Pensions." For reasons discussed below, many end users of this financial statement will gain a clearer understanding of the District's actual financial condition by adding deferred inflows related to pension and OPEB, the net pension liability, and the net OPEB liability to the reported net position and subtracting deferred outflows related to pension and OPEB and the net OPEB asset.

**COLONEL CRAWFORD LOCAL SCHOOL DISTRICT
CRAWFORD COUNTY, OHIO**

MANAGEMENT'S DISCUSSION AND ANALYSIS
FOR THE FISCAL YEAR ENDED JUNE 30, 2022
UNAUDITED

Governmental Accounting Standards Board standards are national and apply to all government financial reports prepared in accordance with generally accepted accounting principles. Prior accounting for pensions (GASB 27) and postemployment benefits (GASB 45) focused on a funding approach. This approach limited pension and OPEB costs to contributions annually required by law, which may or may not be sufficient to fully fund each plan's *net pension liability* or *net OPEB liability*. GASB 68 and GASB 75 take an earnings approach to pension and OPEB accounting; however, the nature of Ohio's statewide pension/OPEB plans and state law governing those systems requires additional explanation in order to properly understand the information presented in these statements.

GASB 68 and GASB 75 require the net pension liability and the net OPEB liability to equal the District's proportionate share of each plan's collective:

1. Present value of estimated future pension/OPEB benefits attributable to active and inactive employees' past service.
2. Minus plan assets available to pay these benefits.

GASB notes that pension and OPEB obligations, whether funded or unfunded, are part of the "employment exchange" – that is, the employee is trading his or her labor in exchange for wages, benefits, and the promise of a future pension and other postemployment benefits. GASB noted that the unfunded portion of this promise is a present obligation of the government, part of a bargained-for benefit to the employee, and should accordingly be reported by the government as a liability since they received the benefit of the exchange. However, the District is not responsible for certain key factors affecting the balance of these liabilities. In Ohio, the employee shares the obligation of funding pension benefits with the employer. Both employer and employee contribution rates are capped by State statute. A change in these caps requires action of both Houses of the General Assembly and approval of the Governor. Benefit provisions are also determined by State statute. The Ohio Revised Code permits, but does not require, the retirement systems to provide healthcare to eligible benefit recipients. The retirement systems may allocate a portion of the employer contributions to provide for these OPEB benefits.

The employee enters the employment exchange with the knowledge that the employer's promise is limited not by contract but by law. The employer enters the exchange also knowing that there is a specific, legal limit to its contribution to the retirement system. In Ohio, there is no legal means to enforce the unfunded liability of the pension/OPEB plan *as against the public employer*. State law operates to mitigate/lessen the moral obligation of the public employer to the employee, because all parties enter the employment exchange with notice as to the law. The retirement system is responsible for the administration of the pension and OPEB plans.

Most long-term liabilities have set repayment schedules or, in the case of compensated absences (i.e. sick and vacation leave), are satisfied through paid time-off or termination payments. There is no repayment schedule for the net pension liability or the net OPEB liability. As explained above, changes in benefits, contribution rates, and return on investments affect the balance of these liabilities but are outside the control of the local government. In the event that contributions, investment returns, and other changes are insufficient to keep up with required payments, State statute does not assign/identify the responsible party for the unfunded portion. Due to the unique nature of how the net pension liability and the net OPEB liability are satisfied, these liabilities are separately identified within the long-term liability section of the statement of net position.

In accordance with GASB 68 and GASB 75, the District's statements prepared on an accrual basis of accounting include an annual pension expense and an annual OPEB expense for their proportionate share of each plan's *change* in net pension liability and net OPEB liability, respectively, not accounted for as deferred inflows/outflows.

Over time, net position can serve as a useful indicator of a government's financial position. At June 30, 2022, the District's assets plus deferred outflows of resources exceeded liabilities plus deferred inflows of resources by \$9,258,326. Of this total, \$2,185,324 is restricted in use.

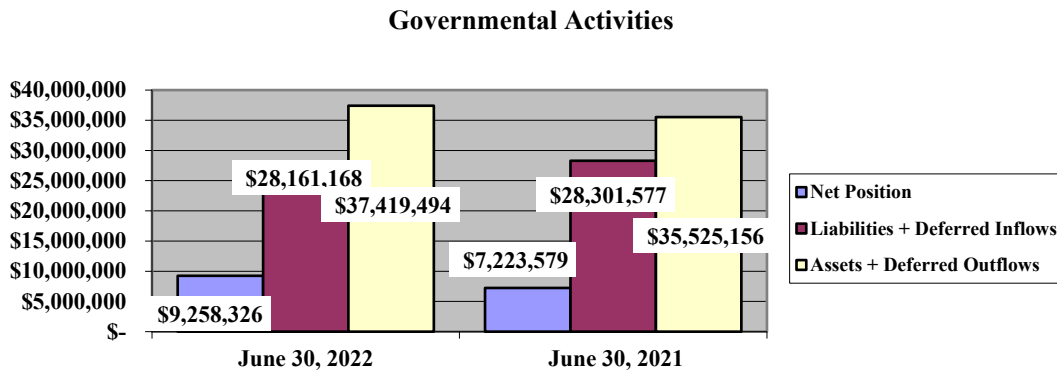
**COLONEL CRAWFORD LOCAL SCHOOL DISTRICT
CRAWFORD COUNTY, OHIO**

MANAGEMENT'S DISCUSSION AND ANALYSIS
FOR THE FISCAL YEAR ENDED JUNE 30, 2022
UNAUDITED

At year-end, capital assets represented 48.34% of total assets. Capital assets include land, construction in progress, land improvements, buildings and improvements, furniture and equipment, vehicles, and intangible right to use assets. Net investment in capital assets at June 30, 2022, was \$8,865,348. These capital assets are used to provide services to the students and are not available for future spending. Although the District's investment in capital assets is reported net of related debt, it should be noted that the resources to repay the debt must be provided from other sources, since capital assets may not be used to liquidate these liabilities.

A portion of the District's net position, \$2,185,324 represents resources that are subject to external restriction on how they may be used. The remaining balance of unrestricted net position is a deficit of \$1,792,346.

The graph below shows the District's assets, deferred outflows of resources, liabilities, deferred inflows of resources and net position at June 30, 2022 and June 30, 2021.



The table below shows the change in net position for fiscal years 2022 and 2021.

Change in Net Position

	Governmental Activities <u>2022</u>	Governmental Activities <u>2021</u>
<u>Revenues</u>		
Program revenues:		
Charges for services and sales	\$ 683,354	\$ 2,447,680
Operating grants and contributions	2,238,965	1,693,213
General revenues:		
Property taxes	4,162,401	3,887,163
Income taxes	2,101,487	1,898,936
Unrestricted grants and entitlements	6,093,064	4,529,492
Investment earnings	33,990	18,813
Other	<u>100</u>	<u>81,661</u>
Total revenues	<u>\$ 15,313,361</u>	<u>\$ 14,556,958</u>

- Continued

**COLONEL CRAWFORD LOCAL SCHOOL DISTRICT
CRAWFORD COUNTY, OHIO**

MANAGEMENT'S DISCUSSION AND ANALYSIS
FOR THE FISCAL YEAR ENDED JUNE 30, 2022
UNAUDITED

Change in Net Position (Continued)

	Governmental Activities <u>2022</u>	Governmental Activities <u>2021</u>
<u>Expenses</u>		
Program expenses:		
Instruction:		
Regular	\$ 5,010,085	\$ 5,769,438
Special	1,647,327	1,787,288
Vocational	28,706	64,097
Other	33,073	-
Support services:		
Pupil	914,755	1,047,809
Instructional staff	547,451	568,463
Board of education	64,635	33,872
Administration	821,722	981,137
Fiscal	369,206	423,327
Business	377	271
Operations and maintenance	1,316,359	1,169,558
Pupil transportation	877,574	769,291
Central	130,140	82,991
Operations of non-instructional services:		
Other non-instructional services	146,164	31,562
Food service operations	542,438	488,337
Extracurricular activities	537,249	561,725
Interest and fiscal charges	<u>291,353</u>	<u>302,058</u>
Total expenses	<u>13,278,614</u>	<u>14,081,224</u>
Change in net position	2,034,747	475,734
Net position at beginning of year	<u>7,223,579</u>	<u>6,747,845</u>
Net position at end of year	<u>\$ 9,258,326</u>	<u>\$ 7,223,579</u>

Net position of the District's governmental activities increased \$2,034,747 Total governmental expenses of \$13,278,614 were offset by program revenues of \$2,922,319 and general revenues of \$12,391,042. Program revenues supported 22.01% of the total governmental expenses.

The primary sources of revenue for governmental activities are derived from property taxes, income taxes, and grants and entitlements. These revenue sources represent 80.69% of total governmental revenue.

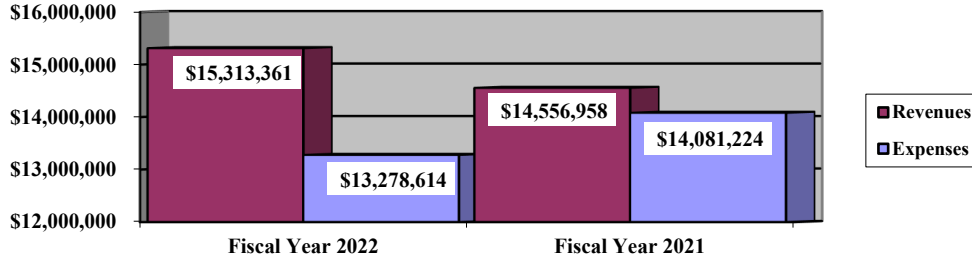
The largest expense of the District is for instructional programs. Instruction expenses totaled \$6,719,191 or 50.60% of total governmental expenses for fiscal year 2022.

**COLONEL CRAWFORD LOCAL SCHOOL DISTRICT
CRAWFORD COUNTY, OHIO**

MANAGEMENT'S DISCUSSION AND ANALYSIS
FOR THE FISCAL YEAR ENDED JUNE 30, 2022
UNAUDITED

The graph below presents the District's governmental activities revenues and expenses for fiscal year 2022 and 2021.

Governmental Activities - Revenues and Expenses



The statement of activities shows the cost of program services and the charges for services and grants offsetting those services. The following table shows, for governmental activities, the total cost of services and the net cost of services. The total cost of services represents the total cost the District incurred to provide the service and the net cost of services represents the cost of the service after applying specific program revenues attributable to that service.

Governmental Activities

	Total Cost of Services <u>2022</u>	Net Cost of Services <u>2022</u>	Total Cost of Services <u>2021</u>	Net Cost of Services <u>2021</u>
Program expenses				
Instruction:				
Regular	\$ 5,010,085	\$ 4,753,525	\$ 5,769,438	\$ 3,931,315
Special	1,647,327	691,691	1,787,288	701,827
Vocational	28,706	18,402	64,097	60,192
Other	33,073	33,073	-	-
Support services:				
Pupil	914,755	694,099	1,047,809	892,965
Instructional staff	547,451	499,391	568,463	442,266
Board of education	64,635	64,635	33,872	33,872
Administration	821,722	772,137	981,137	963,430
Fiscal	369,206	353,538	423,327	416,635
Business	377	377	271	271
Operations and maintenance	1,316,359	956,476	1,169,558	1,003,793
Pupil transportation	877,574	842,212	769,291	762,362
Central	130,140	130,140	82,991	82,991
Operations of non-instructional services:				
Other non-instructional services	146,164	106,129	31,562	8,484
Food service operations	542,438	(190,513)	488,337	(77,353)
Extracurricular activities	537,249	339,630	561,725	415,223
Interest and fiscal charges	291,353	291,353	302,058	302,058
Total expenses	<u>\$ 13,278,614</u>	<u>\$ 10,356,295</u>	<u>\$ 14,081,224</u>	<u>\$ 9,940,331</u>

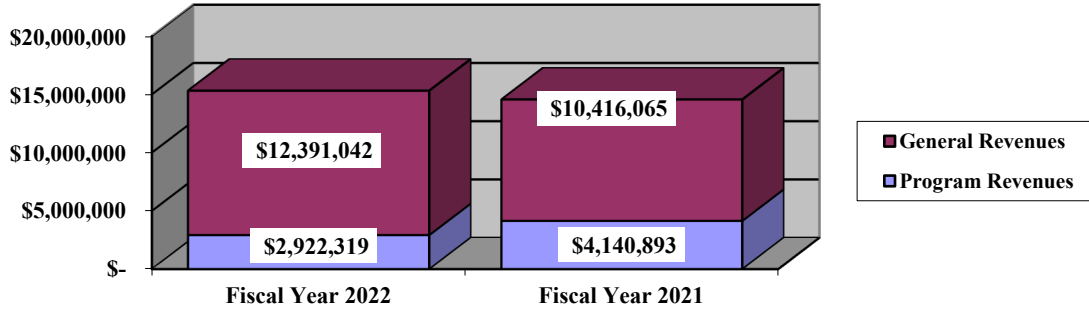
The dependence upon tax and other general revenues for governmental activities is apparent, as 81.81% of instruction activities are supported through taxes and other general revenues. For all governmental activities, general revenue support is 77.99%. The District's taxpayers and unrestricted grants and entitlements are by far the primary support for District's students.

**COLONEL CRAWFORD LOCAL SCHOOL DISTRICT
CRAWFORD COUNTY, OHIO**

MANAGEMENT'S DISCUSSION AND ANALYSIS
FOR THE FISCAL YEAR ENDED JUNE 30, 2022
UNAUDITED

The graph below presents the District's governmental activities revenues for fiscal year 2022 and 2021.

Governmental Activities - General and Program Revenues



The District's Funds

The District's governmental funds reported a combined fund balance of \$11,025,450, which is more than last year's total of \$10,557,893. The schedule below indicates the fund balance and the total change in fund balance as of June 30, 2022 and June 30, 2021. The fund balances at June 30, 2021 have been restated as described in Note 3.

	Fund Balance June 30, 2022	Restated Fund Balance June 30, 2021	Change	Percentage Change
General	\$ 8,439,470	\$ 8,132,001	\$ 307,469	3.78 %
Bond Retirement	1,743,530	1,519,713	223,817	14.73 %
Other Governmental	<u>842,450</u>	<u>906,179</u>	<u>(63,729)</u>	(7.03) %
Total	<u>\$ 11,025,450</u>	<u>\$ 10,557,893</u>	<u>\$ 467,557</u>	4.43 %

General Fund

The District's general fund balance increased 3.78% from the prior year restated balance.

Revenues of the general fund increased \$339,671 or 2.87%. The most significant increase was in the area of intergovernmental revenue. Tuition revenue decreased \$1,827,112. Intergovernmental receipts increased and tuition fees receipts decreased due to changes in the state foundation model.

Expenditures of the general fund increased \$734,127 or 6.59%. The most significant increase was in the area of support service expenditures which increased \$535,619. This increase was primarily the result of an increase in operations and maintenance and pupil transportation expenditures. Instructional expenditures increased \$28,854 because of increased expenditures for regular expenditures.

**COLONEL CRAWFORD LOCAL SCHOOL DISTRICT
CRAWFORD COUNTY, OHIO**

MANAGEMENT'S DISCUSSION AND ANALYSIS
FOR THE FISCAL YEAR ENDED JUNE 30, 2022
UNAUDITED

The table that follows assists in illustrating the financial activities of the general fund.

	<u>2022</u> <u>Amount</u>	<u>2021</u> <u>Amount</u>	<u>Change</u>	<u>Percentage</u> <u>Change</u>
<u>Revenues</u>				
Taxes	\$ 5,279,354	\$ 4,899,070	\$ 380,284	7.76 %
Earnings on investments	33,240	18,316	14,924	81.48 %
Intergovernmental	6,365,987	4,543,014	1,822,973	40.13 %
Tuition	443,234	2,270,346	(1,827,112)	(80.48) %
Other revenues	<u>65,198</u>	<u>116,596</u>	<u>(51,398)</u>	<u>(44.08) %</u>
Total	<u>\$ 12,187,013</u>	<u>\$ 11,847,342</u>	<u>\$ 339,671</u>	<u>2.87 %</u>
<u>Expenditures</u>				
Instruction	\$ 6,327,178	\$ 6,298,324	\$ 28,854	0.46 %
Support services	4,894,195	4,358,576	535,619	12.29 %
Non-instructional services	154,572	24,201	130,371	538.70 %
Extracurricular activities	406,462	366,252	40,210	10.98 %
Facilities acquisition and construction	-	4,928	(4,928)	(100.00) %
Capital outlay	523	-	523	100.00 %
Debt service	<u>86,614</u>	<u>83,136</u>	<u>3,478</u>	<u>4.18 %</u>
Total	<u>\$ 11,869,544</u>	<u>\$ 11,135,417</u>	<u>\$ 734,127</u>	<u>6.59 %</u>

Bond Retirement Fund

The bond retirement fund had \$1,206,253 in revenues and \$982,436 in expenditures. During fiscal year 2022, the bond retirement fund balance increased \$223,817 from \$1,519,713 to \$1,743,530.

General Fund Budgeting Highlights

The District's budget is prepared according to Ohio law and is based on accounting for certain transactions on a basis of cash receipts, disbursements and encumbrances. The most significant budgeted fund is the general fund.

During the course of fiscal year 2022, the District amended its general fund budget several times. For the general fund, original and final budgeted revenues and other financing sources were \$11,619,983. Actual revenues and other financing sources for fiscal year 2022 were \$11,989,209. This represents a \$369,226 increase from final budgeted revenues.

General fund original appropriations (appropriated expenditures including other financing uses) totaled \$11,080,626 which were decreased to \$11,759,246 in the final appropriations. The actual budget basis expenditures and other financing uses for fiscal year 2022 totaled \$11,585,381, which was \$173,865 less than the final budget appropriations.

**COLONEL CRAWFORD LOCAL SCHOOL DISTRICT
CRAWFORD COUNTY, OHIO**

MANAGEMENT'S DISCUSSION AND ANALYSIS
FOR THE FISCAL YEAR ENDED JUNE 30, 2022
UNAUDITED

Capital Assets and Debt Administration

Capital Assets

At the end of fiscal year 2022, the District had \$16,581,930 invested in land, construction in progress, land improvements, buildings and improvements, improvements other than buildings, furniture and equipment, vehicles and intangible right to use assets. This entire amount is reported in governmental activities.

The following table shows June 30, 2022 balances compared to June 30, 2021. The capital assets at June 30, 2021 have been restated as described in Note 3.

**Capital Assets at June 30
(Net of Depreciation)**

	Governmental Activities	
	2022	Restated 2021
Land	\$ 376,562	\$ 376,562
Construction in progress	194,844	-
Land improvements	20,623	29,334
Building and improvements	15,130,307	15,594,037
Furniture and equipment	389,586	348,870
Vehicles	470,008	517,550
Intangible right to use asset	-	14,656
Total	\$ 16,581,930	\$ 16,881,009

The overall decrease in capital assets of \$299,079 is due to capital outlays of \$335,820 being exceeded by depreciation expense and disposals of \$634,899 (net of accumulated depreciation) for fiscal year 2022.

See Note 8 to the basic financial statements for additional information on the District's capital assets.

Debt Administration

At June 30, 2022, the District had \$8,163,532 in general obligation bonds, energy conservation notes, and lease outstanding. Of this total, \$821,390 is due within one year and \$7,342,142 is due in greater than one year.

The following table summarizes the debt outstanding.

Outstanding Debt, at Year End

	Governmental	Restated
	Activities	Governmental
	2022	2021
General obligation bonds	\$ 7,677,142	\$ 8,341,252
Energy conservation notes	485,000	540,000
Leases payable	1,390	17,629
Total	\$ 8,163,532	\$ 8,898,881

See Note 9 to the basic financial statements for additional information on the District's debt administration.

**COLONEL CRAWFORD LOCAL SCHOOL DISTRICT
CRAWFORD COUNTY, OHIO**

**MANAGEMENT'S DISCUSSION AND ANALYSIS
FOR THE FISCAL YEAR ENDED JUNE 30, 2022
UNAUDITED**

Current Financial Related Activities

The District is proud that it has been able to maintain the advantages which come from living in a positive and caring rural environment. Those advantages include strong educational programming, reasonable class sizes and well qualified teachers. Our programs have traditionally placed at or near the top of county rankings on the district report cards. As a small district we are able to provide academic and extracurricular opportunities to our students on an individualized basis, and it is our absolute priority to see each child fulfill his or her potential.

The voters responded to the need for new facilities in fiscal year 2003, by approving the necessary millage to complete a new pre-kindergarten through eighth grade building to replace several school buildings that had been in use for more than eighty years. The new facility was completed entirely with local funds and opened in September 2006. Notes and bonds for the new building were issued during fiscal year 2004, refunded partially in fiscal year 2008, a portion refunded partially in 2014 with the remaining refunded in 2017, which account for most of the outstanding debt referred to in this report. The District participated in the Ohio School Facilities Commission (OSFC) program and has added a high school facilities wing to the pre-kindergarten through eighth grade building which opened in September 2016. The OSFC finalized the project with unused funds returned to the district and received to a Permanent Improvement fund for future maintenance needs of the district.

Like many other Ohio school districts, Colonel Crawford was heavily dependent on business and inventory taxes, a revenue stream that will be phased out with current state budget. Our Tangible Personal Property (TPP) fixed rate payments continues to be reduced by 5/8 mill equaling \$302,642 in fiscal year 2022. Our Continuing 1.25% Income tax levy growth helps to offset the loss of TPP and the states hold harmless payment phase out.

Colonel Crawford Local Schools is heavily funded by general property taxes and the continuing 1.25% Income tax. The final state foundation revenue is subject to many factors all of which are open to deliberations and approval of the Ohio General Assembly. Due to economic conditions within the State, the level at which the State will fund schools is uncertain. State Foundation revenues are presented with figures from Amended HB59 which caps any increases to 6.25% in fiscal year 2014, 10.5% in fiscal year 2015 and 7.5% in fiscal years 2016, 2017 and 3% in 2019. During fiscal year 2020 Ohio K-12 education funding was cut by \$300 million due to significant shortfalls in state revenues. As a result, Colonel Crawford Local Schools was cut by \$150,467. State funding for fiscal year 2021 increased 2% from fiscal year 2020.

During FY2022 the state foundation included all individuals in seats for funding not just those individuals who reside in the district. Colonel Crawford had an increase in state foundation payments revenue of 41% from FY2021. Colonel Crawford open enrollment numbers have remained steady over the past years with FY22, 311 students coming into the district and 75 resident students going out. We are nearly at full capacity classrooms in the elementary grades. The open enrollment for the first time in the state funding formula was included on our State Foundation payments. We saw a significant increase in state unrestricted funding, however, all other revenue from open enrollment tuition decreased as that money is now included in the state formula during FY22.

Contacting the District's Financial Management

This financial report is designed to provide our citizens, taxpayers, and investors and creditors with a general overview of the District's finances and to show the District's accountability for the money it receives. If you have questions about this report or need additional financial information contact: Mr. David Sheldon, Treasurer, Colonel Crawford Local School District, 2303 St. Rt. 602, North Robinson, Ohio 44856.

**COLONEL CRAWFORD LOCAL SCHOOL DISTRICT
CRAWFORD COUNTY, OHIO**

STATEMENT OF NET POSITION
JUNE 30, 2022

	Governmental Activities
Assets:	
Equity in pooled cash and cash equivalents	\$ 11,307,806
Receivables:	
Property taxes	4,325,142
Income taxes	913,965
Accounts	1,200
Accrued interest	1,450
Intergovernmental	327,312
Prepayments	7,541
Materials and supplies inventory	27,420
Inventory held for resale	4,789
Net OPEB asset	802,752
Capital assets:	
Nondepreciable capital assets	571,406
Depreciable capital assets, net	16,010,524
Capital assets, net	16,581,930
Total assets	34,301,307
Deferred outflows of resources:	
Unamortized deferred charges on debt refunding	77,360
Pension	2,676,033
OPEB	364,794
Total deferred outflows of resources	3,118,187
Liabilities:	
Accounts payable	539,851
Contracts payable	177,920
Retainage payable	67,721
Accrued wages and benefits payable	1,292,624
Intergovernmental payable	75,012
Pension obligation payable	188,044
Accrued interest payable	88,989
Long-term liabilities:	
Due within one year	915,470
Due in more than one year:	
Net pension liability	6,527,857
Net OPEB liability	862,936
Other amounts due in more than one year	7,978,996
Total liabilities	18,715,420
Deferred inflows of resources:	
Property taxes levied for the next fiscal year	2,901,295
Pension	5,123,741
OPEB	1,420,712
Total deferred inflows of resources	9,445,748
Net position:	
Net investment in capital assets	8,865,348
Restricted for:	
Capital projects	274,505
Classroom facilities maintenance	317,087
Debt service	1,083,542
State funded programs	142,724
Federally funded programs	13,175
Food service operations	238,955
Extracurricular activities	58,532
Other purposes	56,804
Unrestricted (deficit)	(1,792,346)
Total net position	\$ 9,258,326

SEE ACCOMPANYING NOTES TO THE BASIC FINANCIAL STATEMENTS

**COLONEL CRAWFORD LOCAL SCHOOL DISTRICT
CRAWFORD COUNTY, OHIO**

STATEMENT OF ACTIVITIES
FOR THE FISCAL YEAR ENDED JUNE 30, 2022

		Program Revenues		Net (Expense) Revenue and Changes in Net Position
	Expenses	Charges for Services and Sales	Operating Grants and Contributions	Governmental Activities
Governmental activities:				
Instruction:				
Regular	\$ 5,010,085	\$ 104,789	\$ 151,771	\$ (4,753,525)
Special	1,647,327	304,204	651,432	(691,691)
Vocational	28,706	-	10,304	(18,402)
Other	33,073	-	-	(33,073)
Support services:				
Pupil	914,755	1,045	219,611	(694,099)
Instructional staff	547,451	-	48,060	(499,391)
Board of education	64,635	-	-	(64,635)
Administration	821,722	-	49,585	(772,137)
Fiscal	369,206	-	15,668	(353,538)
Business	377	-	-	(377)
Operations and maintenance	1,316,359	703	359,180	(956,476)
Pupil transportation	877,574	10,820	24,542	(842,212)
Central	130,140	-	-	(130,140)
Operation of non-instructional services:				
Food service operations	542,438	47,129	685,822	190,513
Other non-instructional services	146,164	40,035	-	(106,129)
Extracurricular activities	537,249	174,629	22,990	(339,630)
Interest and fiscal charges	291,353	-	-	(291,353)
Totals	\$ 13,278,614	\$ 683,354	\$ 2,238,965	(10,356,295)
General revenues:				
Property taxes levied for:				
General purposes				3,188,450
Debt service				906,991
Classroom facilities maintenance				66,960
Income taxes levied for:				
General purposes				2,101,487
Grants and entitlements not restricted to specific programs				
				6,093,064
Investment earnings				33,990
Miscellaneous				100
Total general revenues:				12,391,042
Change in net position				2,034,747
Net position at beginning of year				7,223,579
Net position at end of year				\$ 9,258,326

SEE ACCOMPANYING NOTES TO THE BASIC FINANCIAL STATEMENTS

**COLONEL CRAWFORD LOCAL SCHOOL DISTRICT
CRAWFORD COUNTY, OHIO**

BALANCE SHEET
GOVERNMENTAL FUNDS
JUNE 30, 2022

	<u>General</u>	<u>Bond Retirement</u>	<u>Nonmajor Governmental Funds</u>	<u>Total Governmental Funds</u>
Assets:				
Equity in pooled cash and cash equivalents	\$ 8,636,586	\$ 1,486,704	\$ 1,184,516	\$ 11,307,806
Receivables:				
Property taxes	3,262,294	990,529	72,319	4,325,142
Income taxes	913,965	-	-	913,965
Accounts	1,200	-	-	1,200
Accrued interest	1,450	-	-	1,450
Interfund loans	22,115	-	-	22,115
Intergovernmental	21,596	-	305,716	327,312
Prepayments	7,541	-	-	7,541
Materials and supplies inventory	26,639	-	781	27,420
Inventory held for resale	-	-	4,789	4,789
Due from other funds	3,753	-	-	3,753
Total assets	<u>\$ 12,897,139</u>	<u>\$ 2,477,233</u>	<u>\$ 1,568,121</u>	<u>\$ 16,942,493</u>
Liabilities:				
Accounts payable	\$ 421,061	\$ -	\$ 118,790	\$ 539,851
Contracts payable	-	-	177,920	177,920
Retainage payable	50,797	-	16,924	67,721
Accrued wages and benefits payable	1,245,567	-	47,057	1,292,624
Compensated absences payable	33,827	-	-	33,827
Intergovernmental payable	74,500	-	512	75,012
Pension obligation payable	176,169	-	11,875	188,044
Interfund loans payable	-	-	22,115	22,115
Due to other funds	-	-	3,753	3,753
Total liabilities	<u>2,001,921</u>	<u>-</u>	<u>398,946</u>	<u>2,400,867</u>
Deferred inflows of resources:				
Property taxes levied for the next fiscal year	2,152,134	698,475	50,686	2,901,295
Delinquent property tax revenue not available	146,531	35,228	2,609	184,368
Income tax revenue not available	138,506	-	-	138,506
Intergovernmental revenue not available	18,577	-	273,430	292,007
Total deferred inflows of resources	<u>2,455,748</u>	<u>733,703</u>	<u>326,725</u>	<u>3,516,176</u>
Fund balances:				
Nonspendable:				
Materials and supplies inventory	26,639	-	781	27,420
Prepays	7,541	-	-	7,541
Restricted:				
Debt service	-	1,743,530	-	1,743,530
Capital improvements	-	-	274,505	274,505
Classroom facilities maintenance	-	-	314,303	314,303
Food service operations	-	-	268,352	268,352
State funded programs	-	-	142,724	142,724
Federally funded programs	-	-	8,354	8,354
Extracurricular activities	-	-	58,532	58,532
Other purposes	-	-	56,804	56,804
Committed:				
Termination benefits	79,746	-	-	79,746
Assigned:				
Student instruction	5,478	-	-	5,478
Student and staff support	206,564	-	-	206,564
Other purposes	525	-	-	525
Unassigned (deficit)	<u>8,112,977</u>	<u>-</u>	<u>(281,905)</u>	<u>7,831,072</u>
Total fund balances	<u>8,439,470</u>	<u>1,743,530</u>	<u>842,450</u>	<u>11,025,450</u>
Total liabilities, deferred inflows and fund balances	<u>\$ 12,897,139</u>	<u>\$ 2,477,233</u>	<u>\$ 1,568,121</u>	<u>\$ 16,942,493</u>

SEE ACCOMPANYING NOTES TO THE BASIC FINANCIAL STATEMENT!

**COLONEL CRAWFORD LOCAL SCHOOL DISTRICT
CRAWFORD COUNTY, OHIO**

RECONCILIATION OF TOTAL GOVERNMENTAL FUND BALANCES TO
NET POSITION OF GOVERNMENTAL ACTIVITIES
JUNE 30, 2022

Total governmental fund balances		\$	11,025,450
<i>Amounts reported for governmental activities on the statement of net position are different because:</i>			
Capital assets used in governmental activities are not financial resources and therefore are not reported in the funds.			16,581,930
Other long-term assets are not available to pay for current period expenditures and therefore are deferred inflows in the funds			
Property taxes receivable	\$	184,368	
Income taxes receivable		138,506	
Intergovernmental receivable		292,007	
Total		614,881	614,881
Unamortized premiums on bonds issued are not recognized in the funds.			(117,708)
Unamortized amounts on refundings are not recognized in the funds.			77,360
Accrued interest payable is not due and payable in the current period and therefore is not reported in the funds			(88,989)
The net pension/OPEB assets & liabilities are not due and payable in the current period; therefore, the assets, liabilities and related deferred inflows/outflows are not reported in governmental funds			
Deferred outflows - pension		2,676,033	
Deferred inflows - pension		(5,123,741)	
Net pension liability		(6,527,857)	
Deferred outflows - OPEB		364,794	
Deferred inflows - OPEB		(1,420,712)	
Net OPEB asset		802,752	
Net OPEB liability		(862,936)	
Total		(10,091,667)	(10,091,667)
Long-term liabilities, including bonds payable, are not due and payable in the current period and therefore are not reported in the funds.			
General obligation bonds		(7,677,142)	
Lease payable		(1,390)	
Compensated absences		(579,399)	
Energy conservation notes		(485,000)	
Total		(8,742,931)	(8,742,931)
Net position of governmental activities		\$	9,258,326

SEE ACCOMPANYING NOTES TO THE BASIC FINANCIAL STATEMENTS

**COLONEL CRAWFORD LOCAL SCHOOL DISTRICT
CRAWFORD COUNTY, OHIO**

STATEMENT OF REVENUES, EXPENDITURES AND CHANGES IN FUND BALANCES
GOVERNMENTAL FUNDS
FOR THE FISCAL YEAR ENDED JUNE 30, 2022

	<u>General</u>	<u>Bond Retirement</u>	<u>Nonmajor Governmental Funds</u>	<u>Total Governmental Funds</u>
Revenues:				
Property taxes	\$ 3,196,404	\$ 910,733	\$ 67,135	\$ 4,174,272
Income taxes	2,082,950	-	-	2,082,950
Intergovernmental	6,365,987	295,520	1,347,246	8,008,753
Investment earnings	33,240	-	877	34,117
Tuition and fees	443,234	-	1,045	444,279
Extracurricular	37,217	-	137,491	174,708
Rental income	703	-	-	703
Charges for services	3,394	-	47,429	50,823
Contributions and donations	2,783	-	29,900	32,683
Miscellaneous	21,101	-	3,214	24,315
Total revenues	<u>12,187,013</u>	<u>1,206,253</u>	<u>1,634,337</u>	<u>15,027,603</u>
Expenditures:				
Current:				
Instruction:				
Regular	4,836,538	-	147,315	4,983,853
Special	1,452,320	-	293,444	1,745,764
Vocational	37,870	-	5,074	42,944
Other	450	-	-	450
Support services:				
Pupil	928,171	-	50,838	979,009
Instructional staff	487,903	-	61,298	549,201
Board of education	64,105	-	-	64,105
Administration	883,971	-	4,747	888,718
Fiscal	365,250	28,281	3,215	396,746
Business	377	-	-	377
Operations and maintenance	1,167,346	-	448,030	1,615,376
Pupil transportation	871,226	-	-	871,226
Central	125,846	-	-	125,846
Operation of non-instructional services				
Food service operations	-	-	534,833	534,833
Other non-instructional services	154,572	-	-	154,572
Extracurricular activities	406,462	-	148,379	554,841
Facilities acquisition and construction	523	-	10,893	11,416
Debt service:				
Principal retirement	71,239	745,000	-	816,239
Interest and fiscal charges	15,375	209,155	-	224,530
Total expenditures	<u>11,869,544</u>	<u>982,436</u>	<u>1,708,066</u>	<u>14,560,046</u>
Excess of revenues over (under) expenditures:	<u>317,469</u>	<u>223,817</u>	<u>(73,729)</u>	<u>467,557</u>
Other financing sources (uses):				
Transfers in	-	-	10,000	10,000
Transfers (out)	(10,000)	-	-	(10,000)
Total other financing sources (uses)	<u>(10,000)</u>	<u>-</u>	<u>10,000</u>	<u>-</u>
Net change in fund balances	307,469	223,817	(63,729)	467,557
Fund balances at beginning of year (restated)	<u>8,132,001</u>	<u>1,519,713</u>	<u>906,179</u>	<u>10,557,893</u>
Fund balances at end of year	<u>\$ 8,439,470</u>	<u>\$ 1,743,530</u>	<u>\$ 842,450</u>	<u>\$ 11,025,450</u>

SEE ACCOMPANYING NOTES TO THE BASIC FINANCIAL STATEMENTS

**COLONEL CRAWFORD LOCAL SCHOOL DISTRICT
CRAWFORD COUNTY, OHIO**

RECONCILIATION OF THE STATEMENT OF REVENUES, EXPENDITURES
AND CHANGES IN FUND BALANCES OF GOVERNMENTAL FUNDS
TO THE STATEMENT OF ACTIVITIES
FOR THE FISCAL YEAR ENDED JUNE 30, 2022

Net change in fund balances - total governmental funds	\$	467,557
<i>Amounts reported for governmental activities in the statement of activities are different because:</i>		
Governmental funds report capital outlays as expenditures. However, in the statement of activities, the cost of those assets is allocated over their estimated useful lives as depreciation expense.		
Capital asset additions	\$ 335,820	
Current year depreciation	<u>(634,899)</u>	
Total		(299,079)
Revenues in the statement of activities that do not provide current financial resources are not reported as revenues in the funds.		
Property taxes	(11,871)	
Income taxes	18,537	
Intergovernmental	<u>279,092</u>	
Total		285,758
Repayment of debt principal is an expenditure in the governmental funds, but the repayment reduces long-term liabilities on the statement of net position.		
		816,239
In the statement of activities, interest is accrued on outstanding debt whereas in governmental funds, an interest expenditure is reported when due. The following items resulted in additional interest being reported in the statement of activities:		
Decrease in accrued interest payable	8,717	
Accreted interest on capital appreciation bonds	(80,890)	
Amortization of bond premiums	15,607	
Amortization of deferred charges	<u>(10,257)</u>	
Total		(66,823)
Contractually required contributions are reported as expenditures in governmental funds; however, the statement of net position reports these amounts as deferred outflows.		
Pension	927,543	
OPEB	<u>27,942</u>	
Total		955,485
Except for amounts reported as deferred inflows/outflows, changes in the net pension/OPEB liability/asset are reported as pension/OPEB expense in the statement of activities:		
Pension	(106,775)	
OPEB	<u>32,608</u>	
Total		(74,167)
Some expenses reported in the statement of activities, such as compensated absences, do not require the use of current financial resources and therefore are not reported as expenditures in governmental funds.		
		<u>(50,223)</u>
Change in net position of governmental activities	\$	<u>2,034,747</u>

SEE ACCOMPANYING NOTES TO THE BASIC FINANCIAL STATEMENTS

**COLONEL CRAWFORD LOCAL SCHOOL DISTRICT
CRAWFORD COUNTY, OHIO**

STATEMENT OF REVENUES, EXPENDITURES AND CHANGES IN
FUND BALANCE - BUDGET AND ACTUAL (NON-GAAP BUDGETARY BASIS)
GENERAL FUND
FOR THE FISCAL YEAR ENDED JUNE 30, 2022

	<u>Budgeted Amounts</u>			Variance with Final Budget Positive (Negative)
	<u>Original</u>	<u>Final</u>	<u>Actual</u>	
Revenues:				
Property taxes	\$ 2,974,416	\$ 2,974,416	\$ 3,169,255	\$ 194,839
Income taxes	1,728,843	1,728,843	1,989,727	260,884
Intergovernmental	4,543,182	4,543,182	6,365,987	1,822,805
Investment earnings	20,148	20,148	32,761	12,613
Tuition and fees	2,247,496	2,247,496	403,199	(1,844,297)
Rental income	-	-	703	703
Charges for services	1,562	1,562	3,394	1,832
Contributions and donations	500	500	100	(400)
Miscellaneous	81,209	81,209	10,018	(71,191)
Total revenues	<u>11,597,356</u>	<u>11,597,356</u>	<u>11,975,144</u>	<u>377,788</u>
Expenditures:				
Current:				
Instruction:				
Regular	4,920,565	5,527,048	4,690,864	836,184
Special	1,358,046	1,330,436	1,427,947	(97,511)
Vocational	30,934	30,942	37,870	(6,928)
Other	-	-	450	(450)
Support services:				
Pupil	875,807	882,518	931,144	(48,626)
Instructional staff	408,044	411,077	409,372	1,705
Board of education	31,120	31,222	52,662	(21,440)
Administration	856,839	861,333	927,242	(65,909)
Fiscal	365,517	365,221	369,487	(4,266)
Business	271	271	377	(106)
Operations and maintenance	932,299	958,360	1,085,546	(127,186)
Pupil transportation	726,006	773,083	934,491	(161,408)
Central	71,506	78,649	72,216	6,433
Extracurricular activities	348,529	348,456	363,577	(15,121)
Facilities acquisition and construction	1,453	4,928	3,998	930
Debt service:				
Principal	49,988	50,000	55,000	(5,000)
Interest and fiscal charges	16,381	16,385	14,863	1,522
Total expenditures	<u>10,993,304</u>	<u>11,669,929</u>	<u>11,377,106</u>	<u>292,823</u>
Excess (deficiency) of revenues over (under) expenditures	<u>604,052</u>	<u>(72,573)</u>	<u>598,038</u>	<u>670,611</u>
Other financing sources (uses):				
Refund of prior year's expenditures	22,627	22,627	701	(21,926)
Transfers (out)	(75,953)	(75,953)	(186,160)	(110,207)
Advances in	-	-	13,364	13,364
Advances (out)	(11,369)	(13,364)	(22,115)	(8,751)
Total other financing sources (uses)	<u>(64,695)</u>	<u>(66,690)</u>	<u>(194,210)</u>	<u>(127,520)</u>
Net change in fund balance	539,357	(139,263)	403,828	543,091
Fund balance at beginning of year (restated)	7,861,642	7,861,642	7,861,642	-
Prior year encumbrances appropriated	28,619	28,619	28,619	-
Fund balance at end of year	<u>\$ 8,429,618</u>	<u>\$ 7,750,998</u>	<u>\$ 8,294,089</u>	<u>\$ 543,091</u>

SEE ACCOMPANYING NOTES TO THE BASIC FINANCIAL STATEMENTS

**COLONEL CRAWFORD LOCAL SCHOOL DISTRICT
CRAWFORD COUNTY, OHIO**

**NOTES TO THE BASIC FINANCIAL STATEMENTS
FOR THE FISCAL YEAR ENDED JUNE 30, 2022**

NOTE 1 - DESCRIPTION OF THE SCHOOL DISTRICT

The Colonel Crawford Local School District (the “District”) is located in Crawford County and encompasses all or parts of five towns and villages. The District serves an area of approximately 120 square miles.

The District was established in 1961 through the consolidation of existing land areas and school districts and is organized under Section 2 and 3, Articles VI of the Constitution of the State of Ohio. Under such laws there is no authority for a school district to have a charter or adopt local laws. The legislative power of the District is vested in the Board of Education, consisting of five members elected at large for staggered four-year terms.

The District currently operates 1 elementary school, 1 middle school, and 1 comprehensive high school. The District employs 49 non-certified, 64 certified employees, and 5 administrators to provide services to 956 students in grades Pre-K through 12 and various community groups.

NOTE 2 - SUMMARY OF SIGNIFICANT ACCOUNTING POLICIES

The basic financial statements of the District have been prepared in conformity with accounting principles generally accepted in the United States of America (GAAP) as applied to governmental units. The Governmental Accounting Standards Board (GASB) is the accepted standard-setting body for establishing governmental accounting and financial reporting principles. The District’s significant accounting policies are described below.

A. Reporting Entity

The reporting entity has been defined in accordance with GASB Statement No. 14, “The Financial Reporting Entity” as amended by GASB Statement No. 39, “Determining Whether Certain Organizations Are Component Units” and GASB Statement No. 61, “The Financial Reporting Entity: Omnibus an amendment of GASB Statements No. 14 and No. 34”. The reporting entity is composed of the primary government and component units. The primary government consists of all funds, departments, boards and agencies that are not legally separate from the District. For the District, this includes general operations, food service, and student related activities of the District.

Component units are legally separate organizations for which the District is financially accountable. The District is financially accountable for an organization if the District appoints a voting majority of the organization’s Governing Board and (1) the District is able to significantly influence the programs or services performed or provided by the organization; or (2) the District is legally entitled to or can otherwise access the organization’s resources; or (3) the District is legally obligated or has otherwise assumed the responsibility to finance the deficits of, or provide financial support to, the organization; or (4) the District is obligated for the debt of the organization. Component units may also include organizations that are fiscally dependent on the District in that the District approves the budget, the issuance of debt or the levying of taxes. Certain organizations are also included as component units if the nature and significance of the relationship between the primary government and the organization is such that exclusion by the primary government would render the primary government’s financial statements incomplete or misleading. Based upon the application of these criteria, the District has no component units. The basic financial statements of the reporting entity include only those of the District (the primary government).

**COLONEL CRAWFORD LOCAL SCHOOL DISTRICT
CRAWFORD COUNTY, OHIO**

NOTES TO THE BASIC FINANCIAL STATEMENTS
FOR THE FISCAL YEAR ENDED JUNE 30, 2022

NOTE 2 - SUMMARY OF SIGNIFICANT ACCOUNTING POLICIES - (Continued)

The following organizations are described due to their relationship with the District:

JOINT VENTURE WITHOUT EQUITY INTEREST

Heartland Council of Governments/North Central Ohio Computer Cooperative (the "COG")

The COG is a jointly governed organization among 16 school districts, 1 educational service center and a career center. The COG is an association of public school districts within the boundaries of Ashland, Crawford, Huron, Marion, Morrow, Richland, Seneca, and Wyandot counties. The COG was formed for the purpose of applying modern technology with the aid of computers and other electronic equipment to administrative and instructional functions among member school districts. Each member school district supports the COG based on a per pupil charge dependent upon the software package utilized. The COG is governed by a Cooperative Assembly consisting of superintendents of the member school districts. The degree of control exercised by any school district is limited to its representation on the Cooperative Assembly. During fiscal year 2022, the District paid \$100,585 to the COG for various services. Financial information can be obtained from the treasurer for the Pioneer Career and Technology Center, who serves as fiscal agent, at 27 Ryan Road, Shelby, Ohio 44875-0309.

JOINTLY GOVERNED ORGANIZATION

The District participates in an insurance group purchasing pool, described in Note 10.

B. Fund Accounting

The District uses funds to maintain its financial records during the year. A fund is defined as a fiscal and accounting entity with a self balancing set of accounts. Funds are classified into three categories: governmental, proprietary and fiduciary. Each category is divided into separate fund types.

GOVERNMENTAL FUNDS

Governmental funds are those through which most governmental functions typically are financed. Governmental fund reporting focuses on the sources, uses and balances of current financial resources. Expendable assets are assigned to the various governmental funds according to the purposes for which they may or must be used. Current liabilities are assigned to the fund from which they will be paid. The difference between governmental fund assets plus deferred outflows of resources and liabilities plus deferred inflows of resources is reported as fund balance.

The following are the District's major governmental funds:

General fund - The general fund is used to account for and report all financial resources not accounted for and reported in another fund. The general fund balance is available for any purpose provided it is expended or transferred according to the general laws of Ohio.

Bond retirement fund - The bond retirement fund is used to account for the accumulation of restricted resources and payment of general obligation bond and note principal, interest and related costs.

Other governmental funds of the District are used to account for (a) financial resources that are restricted, committed, or assigned to expenditures for capital outlays including the acquisition or construction of capital facilities and other capital assets and (b) specific revenue sources that are restricted or committed to an expenditure for specified purposes other than debt service or capital projects.

PROPRIETARY FUNDS

Proprietary funds are used to account for the District's ongoing activities which are similar to those often found in the private sector. The District has no proprietary funds.

**COLONEL CRAWFORD LOCAL SCHOOL DISTRICT
CRAWFORD COUNTY, OHIO**

NOTES TO THE BASIC FINANCIAL STATEMENTS
FOR THE FISCAL YEAR ENDED JUNE 30, 2022

NOTE 2 - SUMMARY OF SIGNIFICANT ACCOUNTING POLICIES - (Continued)

FIDUCIARY FUNDS

Fiduciary fund reporting focuses on net position and changes in net position. The fiduciary fund category is split into four classifications: private-purpose trust funds, custodial funds, pension trust funds and investment trust funds. Trust funds are used to account for assets held by the District under a trust agreement for individuals, private organizations, or other governments and are therefore not available to support the District's own programs. The District has no trust funds or custodial funds.

C. Basis of Presentation and Measurement Focus

Government-Wide Financial Statements - The statement of net position and the statement of activities display information about the District as a whole. These statements include the financial activities of the primary government.

The government-wide statement of activities presents a comparison between direct expenses and program revenues for each function or program of the governmental activities of the District. Direct expenses are those that are specifically associated with a service, program or department and therefore clearly identifiable to a particular function. Program revenues include amounts paid by the recipient of goods or services offered by the program and grants and contributions that are restricted to meeting the operational or capital requirements of a particular program. Revenues not classified as program revenues are presented as general revenues of the District.

The government-wide financial statements are prepared using the economic resources measurement focus. All assets, all deferred outflows of resources, all liabilities and all deferred inflows of resources associated with the operation of the District are included on the statement of net position.

Fund Financial Statements - Fund financial statements report detailed information about the District. The focus of governmental fund financial statements is on major funds rather than reporting funds by type. Each major fund is presented in a separate column, and all nonmajor funds are aggregated into one column.

All governmental funds are accounted for using a flow of current financial resources measurement focus. With this measurement focus, only current assets, current deferred outflows of resources, current liabilities and current deferred inflows of resources generally are included on the balance sheet. The statement of revenues, expenditures and changes in fund balances reports on the sources (i.e., revenues and other financing sources) and uses (i.e., expenditures and other financing uses) of current financial resources. This approach differs from the manner in which the governmental activities of the government-wide financial statements are prepared. Governmental fund financial statements therefore include a reconciliation with brief explanations to better identify the relationship between the government-wide statements and the statements for governmental funds.

D. Basis of Accounting

Basis of accounting determines when transactions are recorded in the financial records and reported on the financial statements. Government-wide financial statements are prepared using the accrual basis of accounting. Governmental funds use the modified accrual basis of accounting.

Revenues - Exchange and Nonexchange Transactions - Revenues resulting from exchange transactions, in which each party gives and receives essentially equal value, are recorded on the accrual basis when the exchange takes place. On a modified accrual basis, revenue is recorded in the fiscal year in which the resources are measurable and become available. Available means that the resources will be collected within the current fiscal year or are expected to be collected soon enough thereafter to be used to pay liabilities of the current fiscal year. For the District, available means expected to be received within sixty days of fiscal year end.

**COLONEL CRAWFORD LOCAL SCHOOL DISTRICT
CRAWFORD COUNTY, OHIO**

**NOTES TO THE BASIC FINANCIAL STATEMENTS
FOR THE FISCAL YEAR ENDED JUNE 30, 2022**

NOTE 2 - SUMMARY OF SIGNIFICANT ACCOUNTING POLICIES - (Continued)

Nonexchange transactions, in which the District receives value without directly giving equal value in return, include property taxes, income taxes, grants, entitlements and donations. On an accrual basis, revenue from property taxes is recognized in the fiscal year for which the taxes are levied (See Note 6).

Revenue from grants, entitlements and donations is recognized in the fiscal year in which all eligibility requirements have been satisfied. Eligibility requirements include timing requirements, which specify the year when the resources are required to be used or the fiscal year when use is first permitted, matching requirements, in which the District must provide local resources to be used for a specified purpose, and expenditure requirements, in which the resources are provided to the District on a reimbursement basis. On a modified accrual basis, revenue from nonexchange transactions must also be available before it can be recognized.

Under the modified accrual basis, the following revenue sources are considered to be both measurable and available at fiscal year end: property taxes available as an advance, income taxes, interest, tuition, grants, student fees and rentals.

Deferred Outflows of Resources and Deferred Inflows of Resources - In addition to assets, the government-wide statement of net position will report a separate section for deferred outflows of resources. Deferred outflows of resources, represents a consumption of net position that applies to a future period and will not be recognized as an outflow of resources (expense/expenditure) until then. For the District, see Notes 11 and 12 for deferred outflows of resources related to the District's net pension liability and net OPEB liability/asset, respectively. In addition, deferred outflows of resources include a deferred charge on debt refunding. A deferred charge on refunding results from the difference in the carrying value of refunded debt and its reacquisition price. This amount is deferred and amortized over the shorter of the life of the refunded or refunding debt.

In addition to liabilities, both the government-wide statement of net position and the governmental fund financial statements report a separate section for deferred inflows of resources. Deferred inflows of resources represent an acquisition of net position that applies to a future period and will not be recognized as an inflow of resources (revenue) until that time. For the District, deferred inflows of resources include property taxes and unavailable revenue. Property taxes represent amounts for which there is an enforceable legal claim as of June 30, 2022, but which were levied to finance fiscal year 2023 operations. These amounts have been recorded as a deferred inflow of resources on both the government-wide statement of net position and the governmental fund financial statements. Unavailable revenue is reported only on the governmental funds balance sheet, and represents receivables which will not be collected within the available period. For the District unavailable revenue includes, but is not limited to, delinquent property taxes and intergovernmental grants. These amounts are deferred and recognized as an inflow of resources in the period the amounts become available.

For the District, see Notes 11 and 12 for deferred inflows of resources related to the District's net pension liability and net OPEB liability/asset, respectively. In addition, deferred inflows of resources include a deferred gain on debt refunding. A deferred gain on refunding results from the difference in the carrying value of refunded debt and its reacquisition price. This amount is deferred and amortized over the shorter of the life of the refunded or refunding debt. These deferred inflows of resources are only reported on the government-wide statement of net position.

Expenses/Expenditures - On the accrual basis of accounting, expenses are recognized at the time they are incurred. The entitlement value of donated commodities used during the year is reported in the statement of revenues, expenditures and changes in fund balances as an expenditure with a like amount reported as intergovernmental revenue.

The measurement focus of governmental fund accounting is on decreases in net financial resources (expenditures) rather than expenses. Expenditures are generally recognized in the accounting period in which the related fund liability is incurred, if measurable. Allocations of cost, such as depreciation and amortization, are not recognized in governmental funds.

**COLONEL CRAWFORD LOCAL SCHOOL DISTRICT
CRAWFORD COUNTY, OHIO**

**NOTES TO THE BASIC FINANCIAL STATEMENTS
FOR THE FISCAL YEAR ENDED JUNE 30, 2022**

NOTE 2 - SUMMARY OF SIGNIFICANT ACCOUNTING POLICIES - (Continued)

E. Budgets

The District is required by State statute to adopt an annual appropriated cash basis budget for all funds. The specific timetable for fiscal year 2022 is as follows:

1. Prior to January 15, the Superintendent and Treasurer submit to the Board of Education a proposed operating budget for the fiscal year commencing the following July 1. The budget includes proposed expenditures and the means of financing for all funds. Public hearings are publicized and conducted to obtain taxpayers' comments. The District was granted a waiver by the County budget commission in 2002 which waived the requirement for public hearings. Instead, the District completes an alternative tax budget in August or September. The purpose of this budget document is to reflect the need for existing (or increased) tax rates.
2. By no later than January 20, the Board-adopted budget is filed with the Crawford County Budget Commission for tax rate determination.
3. Prior to April 1, the Board of Education accepts, by formal resolution, the tax rates as determined by the Budget Commission and receives the Commission's certificate of estimated resources which states the projected revenue of each fund. Prior to July 1, the District must revise its budget so that total contemplated expenditures from any fund during the ensuing year will not exceed the amount stated in the certificate of estimated resources. The revised budget then serves as a basis for the appropriation measure. On or about July 1, the certificate of estimated resources is amended to include any unencumbered balances from the preceding year as reported by the District Treasurer. The certificate of estimated resources may be further amended during the year if projected increases or decreases in revenue are identified by the District Treasurer. The budget figures, as shown in the accompanying budgetary statement, reflect the amounts set forth in the original and final amended certificate of estimated resources issued for fiscal year 2022.
4. By July 1, the annual appropriation resolution is legally enacted by the Board of Education at the fund level of expenditures, which is the legal level of budgetary control. State statute permits a temporary appropriation to be effective until no later than October 1 of each year. Although the legal level of budgetary control was established at the fund level of expenditures, the District has elected to present budgetary statement comparisons at the fund and function level of expenditures. Resolution appropriations by fund must be within the estimated resources as certified by the County Budget Commission and the total of expenditures and encumbrances may not exceed the appropriation totals.
5. Any revisions that alter the total of any fund appropriation must be approved by the Board of Education.
6. Formal budgetary integration is employed as a management control device during the year for all funds consistent with the general obligation bond indenture and other statutory provisions. All funds completed the year within the amount of their legally authorized cash basis appropriation.
7. Appropriations amounts are as originally adopted, or as amended by the Board of Education through the year by supplemental appropriations, which either reallocated or increased the original appropriated amounts. All supplemental appropriations were legally enacted by the Board prior to June 30, 2020; however, none of these amendments were significant. The budget figures, as shown in the accompanying budgetary statement, reflect the original and final appropriation amounts including all amendments and modifications.
8. Unencumbered appropriations lapse at year end. Encumbered appropriations are carried forward to the succeeding fiscal year and need not be reappropriated. Expenditures plus encumbrances may not legally exceed budgeted appropriations at the fund level.

**COLONEL CRAWFORD LOCAL SCHOOL DISTRICT
CRAWFORD COUNTY, OHIO**

**NOTES TO THE BASIC FINANCIAL STATEMENTS
FOR THE FISCAL YEAR ENDED JUNE 30, 2022**

NOTE 2 - SUMMARY OF SIGNIFICANT ACCOUNTING POLICIES - (Continued)

F. Cash and Investments

To improve cash management, cash received by the District is pooled in a central bank account. Monies for all funds are maintained in this pool. Individual fund integrity is maintained through the District's records. Each fund's interest in the pool is presented as "equity in pooled cash and cash equivalents" on the basic financial statements.

During fiscal year 2022, the District invested in STAR Ohio. STAR Ohio (the State Treasury Asset Reserve of Ohio), is an investment pool managed by the State Treasurer's Office which allows governments within the State to pool their funds for investment purposes. STAR Ohio is not registered with the SEC as an investment company, but has adopted Governmental Accounting Standards Board (GASB), Statement No. 79, "Certain External Investment Pools and Pool Participants." The District measures its investment in STAR Ohio at the net asset value (NAV) per share provided by STAR Ohio. The NAV per share is calculated on an amortized cost basis that provides an NAV per share that approximates fair value.

For fiscal year 2022, there were no limitations or restrictions on any participant withdrawals due to redemption notice periods, liquidity fees, or redemption gates. However, notice must be given 24 hours in advance of all deposits and withdrawals exceeding \$100 million. STAR Ohio reserves the right to limit the transaction to \$250 million, requiring the excess amount to be transacted the following business day(s), but only to the \$250 million limit. All accounts of the participant will be combined for these purposes.

Under existing Ohio statutes all investment earnings are assigned to the general fund unless statutorily required to be credited to a specific fund. Interest revenue credited to the general fund during fiscal year 2022 amounted to \$33,240, which includes \$6,861 assigned from other funds.

For presentation on the basic financial statements, investments of the cash management pool and investments with original maturities of three months or less at the time they are purchased by the District are considered to be cash equivalents. Investments with an initial maturity of more than three months are reported as investments.

An analysis of the District's investment account at year end is provided in Note 4.

G. Inventory

On government-wide and fund financial statements, purchased inventories are presented at the lower of cost or market and donated commodities are presented at their entitlement value. Inventories are recorded on a first-in, first-out basis and are expensed when used. Inventories are accounted for using the consumption method. On the fund financial statements, materials and supplies is equally offset by a nonspendable fund balance in governmental funds which indicates that it does not constitute available spendable resources even though it is a component of net current assets.

Inventory consists of expendable supplies held for consumption, donated food and purchased food.

H. Prepaid Items

Payments made to vendors for services that will benefit periods beyond June 30, are recorded as prepaid items using the consumption method. A current asset for the prepaid amount is recorded at the time of the purchase and an expenditure/expense is reported in the year in which services are consumed. The related fund balance is reported as nonspendable in the respective fund.

**COLONEL CRAWFORD LOCAL SCHOOL DISTRICT
CRAWFORD COUNTY, OHIO**

NOTES TO THE BASIC FINANCIAL STATEMENTS
FOR THE FISCAL YEAR ENDED JUNE 30, 2022

NOTE 2 - SUMMARY OF SIGNIFICANT ACCOUNTING POLICIES - (Continued)

I. Capital Assets

All of the District’s capital assets are general capital assets resulting from expenditures in the governmental funds. These assets are reported in the governmental activities column of the government-wide statement of net position, but are not reported in the fund financial statements.

All capital assets are capitalized at cost (or estimated historical cost) and updated for additions and retirements during the year. Donated capital assets are recorded at their acquisition values as of the date received. The District maintains a capitalization threshold of \$5,000. Improvements are capitalized; the costs of normal maintenance and repairs that do not add to the value of the asset or materially extend an asset’s life are not. The District does not possess infrastructure.

All reported capital assets except land are depreciated. Improvements are depreciated over the remaining useful lives of the related capital assets. Depreciation is computed using the straight-line method over the following useful lives:

Description	Governmental Activities Estimated Lives
Land improvements	5 - 20 years
Buildings and improvements	20 - 50 years
Furniture and equipment	5 - 20 years
Intangible leased assets	5 years
Vehicles	6 - 15 years

The District is reporting intangible right to use assets related to leased equipment. The intangible assets are being amortized in a systematic and rational manner of the shorter of the lease term or the useful life of the underlying asset.

J. Interfund Balances

On the fund financial statements, short-term receivables and payables resulting from interfund loans are classified as “interfund loans receivable/payable”. On the fund financial statements, short-term receivables and payables resulting from negative cash are classified as “due to/from other funds”. These amounts are eliminated in the governmental activities column on the statement of net position.

K. Compensated Absences

Compensated absences of the District consist of vacation leave and sick leave liability to the extent that payments to the employee for these absences are attributable to services already rendered and are not contingent on a specific event that is outside the control of the District and the employee.

In accordance with the provisions of GASB Statement No. 16, “Accounting for Compensated Absences”, a liability for vacation leave is accrued if a) the employees’ rights to payment are attributable to services already rendered; and b) it is probable that the employer will compensate the employees for the benefits through paid time off or other means, such as cash payment at termination or retirement. An accrual for earned sick leave is made to the extent that it is probable that the benefits will result in termination (severance) payments. A liability for sick leave is accrued using the vesting method; i.e., the liability is based on the sick leave accumulated at June 30, 2022, by those employees who are currently eligible to receive termination (severance) payments, as well as those employees expected to become eligible in the future. For purposes of establishing a liability for sick leave on employees expected to become eligible to retire in the future, all employees age fifty or greater with at least ten years of service were considered expected to become eligible to retire in accordance with GASB Statement No. 16.

**COLONEL CRAWFORD LOCAL SCHOOL DISTRICT
CRAWFORD COUNTY, OHIO**

NOTES TO THE BASIC FINANCIAL STATEMENTS
FOR THE FISCAL YEAR ENDED JUNE 30, 2022

NOTE 2 - SUMMARY OF SIGNIFICANT ACCOUNTING POLICIES - (Continued)

The total liability for vacation and sick leave payments has been calculated using pay rates in effect at June 30, 2022, and reduced to the maximum payment allowed by labor contract and/or statute, plus any applicable additional salary related payments.

The entire compensated absence liability is reported on the government-wide financial statements.

For governmental fund financial statements, compensated absences are recognized as liabilities and expenditures as payments come due each period upon the occurrence of employee resignations and retirements.

L. Accrued Liabilities and Long-Term Obligations

All payables, accrued liabilities and long-term obligations are reported in the government-wide financial statements.

In general, governmental fund payables and accrued liabilities that, once incurred, are paid in a timely manner and in full from current financial resources, are reported as obligations of the funds. However, claims and judgments, compensated absences, and contractually required pension contributions that will be paid from governmental funds are reported as a liability in the fund financial statements only to the extent that they are due for payment during the current year. Bonds and loans are recognized as a liability on the fund financial statements when due. Net pension/OPEB liability should be recognized in the governmental funds to the extent that benefit payments are due and payable and the pension/OPEB plan's fiduciary net position is not sufficient for payment of those benefits.

M. Fund Balance

Fund balance is divided into five classifications based primarily on the extent to which the District is bound to observe constraints imposed upon the use of the resources in the governmental funds. The classifications are as follows:

Nonspendable - The nonspendable fund balance classification includes amounts that cannot be spent because they are not in spendable form or legally required to be maintained intact. The "not in spendable form" criterion includes items that are not expected to be converted to cash. It also includes the long-term amount of loans receivable.

Restricted - Fund balance is reported as restricted when constraints are placed on the use of resources that are either externally imposed by creditors (such as through debt covenants), grantors, contributors, or laws or regulations of other governments, or imposed by law through constitutional provisions or enabling legislation.

Committed - The committed fund balance classification includes amounts that can be used only for the specific purposes imposed by a formal action (resolution) of the District Board of Education (the highest level of decision making authority). Those committed amounts cannot be used for any other purpose unless the District Board of Education removes or changes the specified use by taking the same type of action (resolution) it employed to previously commit those amounts. Committed fund balance also incorporates contractual obligations to the extent that existing resources in the fund have been specifically committed for use in satisfying those contractual requirements.

Assigned - Amounts in the assigned fund balance classification are intended to be used by the District for specific purposes but do not meet the criteria to be classified as restricted nor committed. In governmental funds other than the general fund, assigned fund balance represents the remaining amount that is not restricted or committed. In the general fund, assigned amounts represent intended uses established by policies of the District Board of Education, which includes giving the Treasurer the authority to constrain monies for intended purposes.

**COLONEL CRAWFORD LOCAL SCHOOL DISTRICT
CRAWFORD COUNTY, OHIO**

NOTES TO THE BASIC FINANCIAL STATEMENTS
FOR THE FISCAL YEAR ENDED JUNE 30, 2022

NOTE 2 - SUMMARY OF SIGNIFICANT ACCOUNTING POLICIES - (Continued)

Unassigned - Unassigned fund balance is the residual classification for the general fund and includes all spendable amounts not contained in the other classifications. In other governmental funds, the unassigned classification is only used to report a deficit fund balance resulting from overspending for specific purposes for which amounts had been restricted, committed, or assigned.

The District applies restricted resources first when expenditures are incurred for purposes for which restricted and unrestricted (committed, assigned, and unassigned) fund balance is available. Similarly, within unrestricted fund balance, committed amounts are reduced first followed by assigned, and then unassigned amounts when expenditures are incurred for purposes for which amounts in any of the unrestricted fund balance classifications could be used.

N. Net Position

Net position represents the difference between assets and deferred outflows of resources and liabilities and deferred inflows of resources. The net position component “net investment in capital assets,” consists of capital assets, net of accumulated depreciation, reduced by the outstanding balances of any borrowing used for the acquisition, construction or improvement of those assets. Deferred outflows of resources and deferred inflows of resources that are attributable to the acquisition, construction or improvement of those assets or related debt also should be included in this component of net position. Net position is reported as restricted when there are limitations imposed on its use either through the enabling legislation adopted by the District or through external restrictions imposed by creditors, grantors or laws or regulations of other governments.

The District applies restricted resources first when an expense is incurred for purposes for which both restricted and unrestricted net position is available.

O. Bond Issuance Costs/Unamortized Bond Premium and Discount/Unamortized Accounting Gain or Loss

On government-wide financial statements, bond issuance costs are expensed in the year they occur.

Bond premiums are deferred and amortized over the term of the bonds using the straight-line method, which approximates the effective interest method. Bond premiums are presented as an addition to the face amount of the bonds.

For bond refundings resulting in the defeasance of debt reported in the government-wide financial statements, the difference between the reacquisition price and the net carrying amount of the old debt is deferred and amortized as a component of interest expense. This accounting gain or loss is amortized over the remaining life of the old debt or the life of the new debt, whichever is shorter, and is presented as a deferred outflow of resources or deferred inflow of resources.

On the governmental fund financial statements, bond issuance costs and bond premiums are recognized in the current period. A reconciliation between the bonds face value and the amount reported on the statement of net position is presented in Note 9.A.

P. Estimates

The preparation of the basic financial statements in conformity with GAAP requires management to make estimates and assumptions that affect the amounts reported in the basic financial statements and accompanying notes. Actual results may differ from those estimates.

**COLONEL CRAWFORD LOCAL SCHOOL DISTRICT
CRAWFORD COUNTY, OHIO**

NOTES TO THE BASIC FINANCIAL STATEMENTS
FOR THE FISCAL YEAR ENDED JUNE 30, 2022

NOTE 2 - SUMMARY OF SIGNIFICANT ACCOUNTING POLICIES - (Continued)

Q. Interfund Activity

Exchange transactions between funds are reported as revenues in the seller funds and as expenditures/expenses in the purchaser funds. Flows of cash or goods from one fund to another without a requirement for repayment are reported as interfund transfers. Interfund transfers are reported as other financing sources/uses in governmental. Repayments from funds responsible for particular expenditures/expenses to the funds that initially paid for them are not presented on the basic financial statements.

R. Pensions/Other Postemployment Benefits (OPEB)

For purposes of measuring the net pension/OPEB liability, net OPEB asset, deferred outflows of resources and deferred inflows of resources related pensions/OPEB, and pension/OPEB expense, information about the fiduciary net position of the pension/OPEB plans and additions to/deductions from their fiduciary net position have been determined on the same basis as they are reported by the pension/OPEB plan. For this purpose, benefit payments (including refunds of employee contributions) are recognized when due and payable in accordance with the benefit terms. The pension/OPEB plans report investments at fair value.

S. Fair Value

The District categorizes its fair value measurements within the fair value hierarchy established by generally accepted accounting principles. The hierarchy is based on the valuation inputs used to measure the fair value of the asset. Level 1 inputs are quoted prices in active markets for identical assets; Level 2 inputs are significant other observable inputs; Level 3 inputs are significant unobservable inputs.

NOTE 3 - ACCOUNTABILITY AND COMPLIANCE

A. Change in Accounting Principles

For fiscal year 2022, the District has implemented GASB Statement No. 87, "Leases", GASB Implementation Guide 2019-3, "Leases", GASB Statement No. 89, "Accounting for Interest Cost Incurred before the End of a Construction Period", GASB Implementation Guide 2020-1, "Implementation Guide Update - 2020", GASB Statement No. 92, "Omnibus 2020", GASB Statement No. 93, "Replacement of Interbank Offered Rates", GASB Statement No. 97, "Certain Component Unit Criteria, and Accounting and Financial Reporting for Internal Revenue Code Section 457 Deferred Compensation Plans—an amendment of GASB Statements No. 14 and No. 84, and a supersession of GASB Statement No. 32" and certain paragraphs of GASB Statement No. 99, "Omnibus 2022".

GASB Statement No. 87 and GASB Implementation Guide 2019-3 enhance the relevance and consistency of information of the government's leasing activities. It establishes requirements for lease accounting based on the principle that leases are financings of the right to use an underlying asset. A lessee is required to recognize a lease liability and an intangible right to use lease asset, and a lessor is required to recognize a lease receivable and a deferred inflow of resources.

These changes were incorporated in the District's fiscal year 2022 financial statements. The District recognized \$17,629 in governmental activities in leases payable at July 1, 2021 due to the implementation of GASB 87; however, this entire amount was offset by the intangible asset, right to use lease - equipment.

**COLONEL CRAWFORD LOCAL SCHOOL DISTRICT
CRAWFORD COUNTY, OHIO**

**NOTES TO THE BASIC FINANCIAL STATEMENTS
FOR THE FISCAL YEAR ENDED JUNE 30, 2022**

NOTE 3 - ACCOUNTABILITY AND COMPLIANCE - (Continued)

GASB Statement No. 89 establishes accounting requirements for interest cost incurred before the end of a construction period. GASB Statement No. 89 requires that interest cost incurred before the end of a construction period be recognized as an expense in the period in which the cost is incurred for financial statements prepared using the economic resources measurement focus. GASB Statement No. 89 also reiterates that financial statements prepared using the current financial resources measurement focus, interest cost incurred before the end of a construction period should be recognized as an expenditure on a basis consistent with governmental fund accounting principles. The implementation of GASB Statement No. 89 did not have an effect on the financial statements of the District.

GASB Implementation Guide 2020-1 provides clarification on issues related to previously established GASB guidance. The implementation of GASB Implementation Guide 2020-1 did not have an effect on the financial statements of the District.

GASB Statement No. 92 enhances comparability in accounting and financial reporting and to improve the consistency of authoritative literature by addressing practice issues that have been identified during implementation and application of certain GASB Statements. The implementation of GASB Statement No. 92 did not have an effect on the financial statements of the District.

GASB Statement No. 93 establishes accounting and financial reporting requirements related to the replacement of Interbank Offered Rates (IBORs) in hedging derivative instruments and leases. It also identifies appropriate benchmark interest rates for hedging derivative instruments. The implementation of GASB Statement No. 93 did not have an effect on the financial statements of the District.

GASB Statement No. 97 is to (1) increase consistency and comparability related to the reporting of fiduciary component units in circumstances in which a potential component unit does not have a governing board and the primary government performs the duties that a governing board typically would perform; (2) mitigate costs associated with the reporting of certain defined contribution pension plans, defined contribution other postemployment benefit (OPEB) plans, and employee benefit plans other than pension plans or OPEB plans (other employee benefit plans) as fiduciary component units in fiduciary fund financial statements; and (3) enhance the relevance, consistency, and comparability of the accounting and financial reporting for Internal Revenue Code (IRC) Section 457 deferred compensation plans (Section 457 plans) that meet the definition of a pension plan and for benefits provided through those plans. The implementation of GASB Statement No. 97 did not have an effect on the financial statements of the District.

GASB Statement No. 99 to enhance comparability in accounting and financial reporting and to improve the consistency of authoritative literature by addressing (1) practice issues that have been identified during implementation and application of certain GASB Statements and (2) accounting and financial reporting for financial guarantees. The implementation of GASB Statement No. 99 did not have an effect on the financial statements of the District.

**COLONEL CRAWFORD LOCAL SCHOOL DISTRICT
CRAWFORD COUNTY, OHIO**

NOTES TO THE BASIC FINANCIAL STATEMENTS
FOR THE FISCAL YEAR ENDED JUNE 30, 2022

NOTE 3 - ACCOUNTABILITY AND COMPLIANCE - (Continued)

B. Fund Balance Restatement

The District is reporting a prior period adjustment to properly report Medicaid revenues in the general fund at July 1, 2021. This revenue reclassifications had the following effect on the District's governmental fund balances as previously reported:

	General	Nonmajor Governmental Funds	Total
Fund balance as previously reported	\$ 7,599,618	\$ 1,438,562	#####
Revenue reclassification	532,383	(532,383)	-
Restated fund balance at July 1, 2021	\$ 8,132,001	\$ 906,179	#####

C. Deficit Fund Balances

Fund balances at June 30, 2022 included the following individual fund deficits:

<u>Nonmajor funds</u>	<u>Deficit</u>
Elementary and Secondary School Emergency Fund	\$ 264,144
Title I Fund	6,849
Supporting Effective Instruction Fund	7,492
Miscellaneous Federal Grants Fund	3,420

The general fund is liable for any deficit in these funds and provides transfers when cash is required, not when accruals occur. The deficit fund balances resulted from adjustments for accrued liabilities.

NOTE 4 - DEPOSITS AND INVESTMENTS

State statutes classify monies held by the District into three categories.

Active deposits are public deposits necessary to meet current demands on the treasury. Such monies must be maintained either as cash in the District treasury, in commercial accounts payable or withdrawable on demand, including negotiable order of withdrawal (NOW) accounts, or in money market deposit accounts.

Inactive deposits are public deposits that the Board of Education has identified as not required for use within the current five year period of designation of depositories. Inactive deposits must either be evidenced by certificates of deposit maturing not later than the end of the current period of designation of depositories, or by savings or deposit accounts including, but not limited to, passbook accounts.

Interim deposits are deposits of interim monies. Interim monies are those monies which are not needed for immediate use, but which will be needed before the end of the current period of designation of depositories.

Interim deposits must be evidenced by time certificates of deposit maturing not more than one year from the date of deposit or by savings or deposit accounts including passbook accounts.

**COLONEL CRAWFORD LOCAL SCHOOL DISTRICT
CRAWFORD COUNTY, OHIO**

**NOTES TO THE BASIC FINANCIAL STATEMENTS
FOR THE FISCAL YEAR ENDED JUNE 30, 2022**

NOTE 4 - DEPOSITS AND INVESTMENTS - (Continued)

Interim monies may be deposited or invested in the following securities:

1. United States Treasury Notes, Bills, Bonds, or any other obligation or security issued by the United States Treasury or any other obligation guaranteed as to principal and interest by the United States;
2. Bonds, notes, debentures, or any other obligations or securities issued by any federal government agency or instrumentality, including, but not limited to, the Federal National Mortgage Association, Federal Home Loan Bank, Federal Farm Credit Bank, Federal Home Loan Mortgage Corporation, and Government National Mortgage Association. All federal agency securities shall be direct issuances of federal government agencies or instrumentalities;
3. Written repurchase agreements in the securities listed above provided that the fair value of the securities subject to the repurchase agreement must exceed the principal value of the agreement by at least two percent and be marked to market daily, and that the term of the agreement must not exceed thirty days;
4. Bonds and other obligations of the State of Ohio, and with certain limitations including a requirement for maturity within ten years from the date of settlement, bonds and other obligations of political subdivisions of the State of Ohio, if training requirements have been met;
5. Time certificates of deposit or savings or deposit accounts including, but not limited to, passbook accounts;
6. No-load money market mutual funds consisting exclusively of obligations described in items (1) and (2) above and repurchase agreements secured by such obligations, provided that investments in securities described in this division are made only through eligible institutions;
7. The State Treasurer's investment pool, the State Treasury Asset Reserve of Ohio (STAR Ohio); and,
8. Certain bankers' acceptances for a period not to exceed one hundred eighty days) and commercial paper notes (for a period not to exceed two hundred seventy days) in an amount not to exceed 40 percent of the interim monies available for investment at any one time if training requirements have been met.

Protection of the deposits is provided by the Federal Deposit Insurance Corporation (FDIC), by eligible securities pledged by the financial institution as security for repayment, or by the financial institutions participation in the Ohio Pooled Collateral System (OPCS), a collateral pool of eligible securities deposited with a qualified trustee and pledged to the Treasurer of State to secure the repayment of all public monies deposited in the financial institution.

Investments in stripped principal or interest obligations, reverse repurchase agreements and derivatives are prohibited. The issuance of taxable notes for the purpose of arbitrage, the use of leverage and short selling are also prohibited. Except as noted above, an investment must mature within five years from the date of purchase unless matched to a specific obligation or debt of the District, and must be purchased with the expectation that it will be held to maturity. Investments may only be made through specified dealers and institutions. Payment for investments may be made only upon delivery of the securities representing the investments to the Treasurer or, if the securities are not represented by a certificate, upon receipt of confirmation of transfer from the custodian.

A. Deposits with Financial Institutions

At June 30, 2022, the carrying amount of all District deposits was \$645,660 and the bank balance of all District deposits was \$721,940. Of the bank balance, \$250,000 was covered by the FDIC and \$471,940 was covered by the Ohio Pooled Collateral System.

**COLONEL CRAWFORD LOCAL SCHOOL DISTRICT
CRAWFORD COUNTY, OHIO**

NOTES TO THE BASIC FINANCIAL STATEMENTS
FOR THE FISCAL YEAR ENDED JUNE 30, 2022

NOTE 4 - DEPOSITS AND INVESTMENTS - (Continued)

Custodial credit risk is the risk that, in the event of bank failure, the District will not be able to recover deposits or collateral securities that are in the possession of an outside party. The District has no deposit policy for custodial credit risk beyond the requirements of State statute. Ohio law requires that deposits either be insured or protected by (1) eligible securities pledged to the District and deposited with a qualified trustee by the financial institution as security for repayment whose fair value at all times shall be at least 105 percent of the deposits being secured, or (2) participation in the Ohio Pooled Collateral System (OPCS), a collateral pool of eligible securities deposited with a qualified trustee and pledged to the Treasurer of State to secure the repayment of all public monies deposited in the financial institution. OPCS requires the total fair value of the securities pledged to be 102 percent of the deposits being secured or a rate set by the Treasurer of State. For fiscal year 2022, the District's financial institutions were approved for a reduced collateral rate of 102 percent through the OPCS. Although all statutory requirements for the deposit of money had been followed, noncompliance with Federal requirements could potentially subject the District to a successful claim by the FDIC.

B. Investments

As of June 30, 2022, the District had the following investment and maturity:

<u>Measurement/ Investment type</u>	<u>Measurement Value</u>	<u>6 months or less</u>
<i>Amortized cost:</i>		
STAR Ohio	<u>\$ 10,662,146</u>	<u>\$ 10,662,146</u>

The District's investments in STAR Ohio are valued at the daily redemption value as reported by the underlying fund (Level 1 inputs).

Interest Rate Risk: As a means of limiting its exposure to fair value losses arising from rising interest rates and according to State law, the District's investment policy limits investment portfolio maturities to five years or less.

Credit Risk: Standard & Poor's has assigned STAR Ohio an AAAM money market rating. Ohio law requires that STAR Ohio maintain the highest rating provided by at least one nationally recognized standard rating service.

Custodial Credit Risk: For an investment, custodial credit risk is the risk that, in the event of the failure of the counterparty, the District will not be able to recover the value of its investments or collateral securities that are in the possession of an outside party. The District has no investment policy dealing with investment custodial risk beyond the requirement in State statute that prohibits payment for investments prior to the delivery of the securities representing such investments to the Treasurer or qualified trustee.

Concentration of Credit Risk: The District places no limit on the amount that may be invested in any one issuer. The following table includes the percentage of each investment type held by the District at June 30, 2022:

<u>Measurement/ Investment type</u>	<u>Mesurement Value</u>	<u>% of Total</u>
<i>Amortized cost:</i>		
STAR Ohio	<u>\$ 10,662,146</u>	<u>100.00</u>

**COLONEL CRAWFORD LOCAL SCHOOL DISTRICT
CRAWFORD COUNTY, OHIO**

NOTES TO THE BASIC FINANCIAL STATEMENTS
FOR THE FISCAL YEAR ENDED JUNE 30, 2022

NOTE 4 - DEPOSITS AND INVESTMENTS - (Continued)

C. Reconciliation of Cash and Investments to the Statement of Net Position

The following is a reconciliation of cash and investments as reported in the note above to cash and investments as reported on the statement of net position as of June 30, 2022:

<u>Cash and investments per note</u>	
Carrying amount of deposits	\$ 645,660
Investments	<u>10,662,146</u>
Total	<u>\$ 11,307,806</u>
 <u>Cash and investments per statement of net position</u>	
Governmental activities	<u>\$ 11,307,806</u>
Total	<u>\$ 11,307,806</u>

NOTE 5 - INTERFUND TRANSACTIONS

A. Interfund transfers for the year ended June 30, 2022, consisted of the following, as reported on the fund statements:

<u>Transfers to nonmajor governmental funds from:</u>	<u>Amount</u>
General Fund	<u>\$ 10,000</u>

Transfers are used to move revenues from the fund that statute or budget required to collect them to the fund that statute or budget required to expend them and to use unrestricted revenues collected in the general fund to finance various programs accounted for in other funds in accordance with budgetary authorizations.

Interfund transfers between governmental funds are eliminated for reporting purposes in the statement of activities.

All transfers were made in compliance with Ohio Revised Code Sections 5705.14, 5705.15 and 5705.16.

B. Interfund balances at June 30, 2022 as reported on the fund statements consist of the following amounts interfund loans receivable/payable:

<u>Receivable fund</u>	<u>Payable fund</u>	<u>Amount</u>
General fund	Nonmajor governmental funds	\$22,115

The primary purpose of the loans is provide cash to various nonmajor governmental funds for advance spending of approved grant monies. The interfund balances will be repaid once the anticipated revenues are received, which is expected to be within one year.

Interfund balances between governmental funds are eliminated on the government-wide financial statements; therefore, no internal balances at June 30, 2022 are reported on the statement of net position.

**COLONEL CRAWFORD LOCAL SCHOOL DISTRICT
CRAWFORD COUNTY, OHIO**

NOTES TO THE BASIC FINANCIAL STATEMENTS
FOR THE FISCAL YEAR ENDED JUNE 30, 2022

NOTE 5 - INTERFUND TRANSACTIONS – (Continued)

B. Interfund balances at June 30, 2022 as reported on the fund statements, consist of the following amounts due to/from other funds:

<u>Receivable Fund</u>	<u>Payable Funds</u>	<u>Amount</u>
General fund	Nonmajor governmental funds	<u>\$ 3,753</u>

The primary purpose of the interfund balances is to cover negative cash balances in specific funds where revenues were not received by June 30. These interfund balances will be repaid once the anticipated revenues are received. All interfund balances are expected to be repaid within one year.

Interfund balances between governmental funds are eliminated on the government-wide financial statements; therefore, no internal balances at June 30, 2022 are reported on the statement of net position.

NOTE 6 - TAXES

A. Property Taxes

Property taxes are levied and assessed on a calendar year basis while the District fiscal year runs from July through June. First half tax collections are received by the District in the second half of the fiscal year. Second half tax distributions occur in the first half of the following fiscal year.

Property taxes include amounts levied against all real property and public utility property. Real property tax revenues received in calendar year 2022 represent the collection of calendar year 2021 taxes. Real property taxes received in calendar year 2022 were levied after April 1, 2021, on the assessed values as of January 1, 2020, the lien date. Assessed values for real property taxes are established by State statute at 35 percent of appraised fair value. Real property taxes are payable annually or semiannually. If paid annually, payment is due December 31; if paid semiannually, the first payment is due December 31, with the remainder payable by June 20. Under certain circumstances, State statute permits alternate payment dates to be established. Public utility property tax revenues received in calendar year 2022 represent the collection of calendar year 2021 taxes. Public utility real and personal property taxes received in calendar year 2022 became a lien on December 31, 2020, were levied after April 1, 2021, and are collected with real property taxes. Public utility real property is assessed at 35 percent of true value; public utility tangible personal property is currently assessed at varying percentages of true value.

The District receives property taxes from Crawford County. The County Auditor periodically advances to the District its portion of the taxes collected. Second-half real property tax payments collected by the County by June 30, 2022, are available to finance fiscal year 2022 operations. The amount available as an advance at June 30, 2022 was \$963,629 in the general fund, \$256,826 in the bond retirement fund and \$19,024 in the classroom facilities maintenance fund (a nonmajor governmental fund). This amount is recorded as revenue. The amount available for advance at June 30, 2021 was \$936,480 in the general fund, \$225,903 in the bond retirement fund and \$18,279 in the classroom facilities maintenance fund (a nonmajor governmental fund). The amount of second-half real property taxes available for advance at fiscal year-end can vary based on the date the tax bills are sent.

Accrued property taxes receivable includes real property, public utility property and delinquent tangible personal property taxes which are measurable as of June 30, 2022 and for which there is an enforceable legal claim. Although total property tax collections for the next fiscal year are measurable, only the amount of real property taxes available as an advance at June 30 was levied to finance current fiscal year operations and is reported as revenue at fiscal year-end. The portion of the receivable not levied to finance current fiscal year operations is offset by a credit to deferred inflows.

On the accrual basis of accounting, collectible delinquent property taxes have been recorded as a receivable and revenue, while on a modified accrual basis of accounting the revenue has been reported as a deferred inflow.

**COLONEL CRAWFORD LOCAL SCHOOL DISTRICT
CRAWFORD COUNTY, OHIO**

NOTES TO THE BASIC FINANCIAL STATEMENTS
FOR THE FISCAL YEAR ENDED JUNE 30, 2022

NOTE 6 - TAXES - (Continued)

The assessed values upon which the fiscal year 2022 taxes were collected are:

	2021 Second Half Collections		2022 First Half Collections	
	<u>Amount</u>	<u>Percent</u>	<u>Amount</u>	<u>Percent</u>
Agricultural/residential and other real estate	\$ 129,938,400	90.97	\$ 137,369,910	90.45
Public utility personal	<u>12,899,440</u>	<u>9.03</u>	<u>14,497,860</u>	<u>9.55</u>
Total	<u>\$ 142,837,840</u>	<u>100.00</u>	<u>\$ 151,867,770</u>	<u>100.00</u>
Tax rate per \$1,000 of assessed valuation for:				
General	\$45.50		\$45.50	
Debt service	7.00		6.75	
Classroom facilities maintenance	0.50		0.50	

B. School District Income Taxes

In February 2007, the District passed a 1.25% continuing earned income only tax for general operations of the District. Employers and residents are required to withhold income tax on compensation and remit the tax to the State. Taxpayers are required to file an annual return. The State makes quarterly distributions to the District after withholding amounts for administrative fees and estimated refunds. Income tax collection began in January 2008. Income tax is credited to the general fund. During fiscal year 2022, the District received \$2,082,950 in income tax revenue.

NOTE 7 - RECEIVABLES

Receivables at June 30, 2022 consisted of property taxes, income taxes, accounts receivables, accrued interest, and intergovernmental grants and entitlements. All receivables are considered collectible in full due to the ability to foreclose for the nonpayment of taxes, the stable condition of State programs and the current year guarantee of federal funds. A summary of the principal items of receivables reported on the statement of net position follows:

Governmental activities:

Property taxes	\$ 4,325,142
Income taxes	913,965
Accounts	1,200
Accrued interest	1,450
Intergovernmental	<u>327,312</u>
Total	<u>\$ 5,569,069</u>

Receivables have been disaggregated on the face of the basic financial statements. All receivables are expected to be collected within the subsequent year.

**COLONEL CRAWFORD LOCAL SCHOOL DISTRICT
CRAWFORD COUNTY, OHIO**

NOTES TO THE BASIC FINANCIAL STATEMENTS
FOR THE FISCAL YEAR ENDED JUNE 30, 2022

NOTE 8 - CAPITAL ASSETS

Due to the implementation of GASB Statement No. 87 (see Note 3.A for detail), the District has reported capital assets for the right to use leased equipment which are reflected in the schedule below. Capital asset activity for governmental activities for the fiscal year ended June 30, 2022, was as follows:

	Restated Balance <u>06/30/21</u>	<u>Additions</u>	<u>Deductions</u>	Balance <u>06/30/22</u>
Governmental activities:				
<i>Capital assets, not being depreciated/amortization:</i>				
Land	\$ 376,562	\$ -	\$ -	\$ 376,562
Construction in progress	-	194,844	-	194,844
Total capital assets, not being depreciated/amortization	<u>376,562</u>	<u>194,844</u>	<u>-</u>	<u>571,406</u>
<i>Capital assets, being depreciated/amortization:</i>				
Land improvements	626,924	-	-	626,924
Buildings and improvements	22,082,827	50,568	-	22,133,395
Furniture and equipment	1,180,767	90,408	-	1,271,175
Vehicles	1,230,625	-	-	1,230,625
Intangible right to use asset - equipment	73,280	-	-	73,280
Total capital assets, being depreciated/amortization	<u>25,194,423</u>	<u>140,976</u>	<u>-</u>	<u>25,335,399</u>
<i>Less: accumulated depreciation/amortization</i>				
Land improvements	(597,590)	(8,711)	-	(606,301)
Buildings and improvements	(6,488,790)	(514,298)	-	(7,003,088)
Furniture and equipment	(831,897)	(49,692)	-	(881,589)
Vehicles	(713,075)	(47,542)	-	(760,617)
Intangible right to use asset - equipment	(58,624)	(14,656)	-	(73,280)
Total accumulated depreciation/amortization	<u>(8,689,976)</u>	<u>(634,899)</u>	<u>-</u>	<u>(9,324,875)</u>
Governmental activities capital assets, net	<u>\$ 16,881,009</u>	<u>\$ (299,079)</u>	<u>\$ -</u>	<u>\$ 16,581,930</u>

Depreciation/amortization expense was charged to governmental functions as follows:

<u>Instruction:</u>	
Regular	\$ 372,573
Special	25,035
Vocational	32,623
<u>Support services:</u>	
Pupil	8,709
Instructional staff	19,702
Board of education	1,718
Administration	11,548
Fiscal	1,718
Operations and maintenance	57,414
Pupil transportation	55,351
Central	4,294
Extracurricular activities	26,665
Food service operations	17,549
Total depreciation/amortization expense	<u>\$ 634,899</u>

**COLONEL CRAWFORD LOCAL SCHOOL DISTRICT
CRAWFORD COUNTY, OHIO**

NOTES TO THE BASIC FINANCIAL STATEMENTS
FOR THE FISCAL YEAR ENDED JUNE 30, 2022

NOTE 9 - LONG-TERM OBLIGATIONS

- A. Due to the implementation of GASB Statement No. 87 (see Note 3.A for detail), the District has reported obligations for leases payable which are reflected in the schedule below. During fiscal year 2022, the following activity occurred in governmental activities long-term obligations:

	Interest Rate	Restated Balance Outstanding 06/30/21	Additions	Reductions	Balance Outstanding 06/30/22	Amounts Due in One Year
Governmental activities:						
<u>General obligation bonds:</u>						
Series 2007 Issue:						
Capital appreciation bonds	9.74%	\$ 210,000	\$ -	\$ -	\$ 210,000	\$ -
Accreted interest		601,252	80,890	-	682,142	-
Series 2017 Issue:						
Refunding bonds	2.5-4%	7,530,000	-	(745,000)	6,785,000	765,000
Total general obligation bonds payable		8,341,252	80,890	(745,000)	7,677,142	765,000
Energy Conservation						
Notes - Series 2014	2.90%	540,000	-	(55,000)	485,000	55,000
<u>Other long-term obligations:</u>						
Lease payable		17,629	-	(16,239)	1,390	1,390
Net pension liability		12,029,772	-	(5,501,915)	6,527,857	-
Net OPEB liability		989,905	-	(126,969)	862,936	-
Compensated absences		529,176	150,698	(66,648)	613,226	94,080
Total other long-term obligations		13,566,482	150,698	(5,711,771)	8,005,409	95,470
Total governmental activities		22,447,734	\$ 231,588	\$ (6,511,771)	16,167,551	\$ 915,470
Add: Unamortized premium on bond issue		133,315			117,708	
Total on statement of net position		\$ 22,581,049			\$ 16,285,259	

- B. Leases Payable - The District has entered into lease agreements for the use of right to use equipment. Due to the implementation of GASB Statement No. 87, the District will report an intangible capital asset and corresponding liability for the future scheduled payments under the leases. The lease payments will be paid from the general fund.

The District has entered into lease agreements for copier equipment at varying years and terms as follows:

<u>Description</u>	<u>Lease Commencement Date</u>	<u>Years</u>	<u>Lease End Date</u>	<u>Payment Method</u>
Copier equipment	2017	5	7/31/2022	Monthly

**COLONEL CRAWFORD LOCAL SCHOOL DISTRICT
CRAWFORD COUNTY, OHIO**

NOTES TO THE BASIC FINANCIAL STATEMENTS
FOR THE FISCAL YEAR ENDED JUNE 30, 2022

NOTE 9 - LONG-TERM OBLIGATIONS - (Continued)

The following is a schedule of future lease payments under the lease agreements:

<u>Fiscal Year</u>	<u>Principal</u>	<u>Interest</u>	<u>Total</u>
2023	\$ 1,390	\$ 6	\$ 1,396
Total	<u>\$ 1,390</u>	<u>\$ 6</u>	<u>\$ 1,396</u>

- C. Net Pension Liability - The District's net pension liability is described in Note 11. The District pays obligations related to employee compensation from the fund benefitting from their service.
- D. Net OPEB Liability - The District's net OPEB liability is described in Note 12. The District pays obligations related to employee compensation from the fund benefitting from their service.
- E. Compensated Absences - Compensated absences will be paid from the fund from which the employee is paid which is primarily the general fund
- F. On November 1, 2007, the District issued general obligation bonds (Series 2007 General Obligation School Improvement and Refunding Bonds) to advance refund \$9,080,000 of the Series 2004 current interest general obligation bonds and to current refund \$480,000 bond anticipation notes that matured on January 15, 2008. The issuance proceeds were used to purchase securities which were placed in an irrevocable trust to provide resources for all future debt service payments on the refunded debt. This refunded debt is considered defeased (in-substance) and accordingly, has been removed from the statement of net position.

The bond issue is comprised of both current interest bonds, par value \$9,305,000, and capital appreciation bonds, par value \$210,000. The interest rates on the current interest bonds range from 4.0% to 5.00%. The capital appreciation bonds mature on January 15, 2031 and January 15, 2032, (stated interest rate 9.742%) at a redemption price equal to 100% of the principal, plus accrued interest to the redemption date. The accreted value at maturity for the capital appreciation bonds is \$2,000,000. Total accreted interest of \$682,142 has been included in the statement of net position.

During fiscal year 2017, \$8,830,000 of the Series 2007 Refunding General Obligation Bonds were refunded by the Series 2015 Refunding Bonds, leaving only \$210,000 in capital appreciation bonds. There were no further obligations outstanding on the current interest portion of the bonds.

The reacquisition price exceeded the net carrying amount of the old debt by \$413,309. This amount is being netted against the new debt and amortized over the remaining life of the refunded debt, which is equal to the life of the new debt issued.

**COLONEL CRAWFORD LOCAL SCHOOL DISTRICT
CRAWFORD COUNTY, OHIO**

NOTES TO THE BASIC FINANCIAL STATEMENTS
FOR THE FISCAL YEAR ENDED JUNE 30, 2022

NOTE 9 - LONG-TERM OBLIGATIONS - (Continued)

The following is a summary of the future debt requirements to maturity for the Series 2007 general obligation bonds:

Fiscal Year Ending June 30,	Capital Appreciation Bonds		
	Principal	Interest	Total
2023	\$ -	\$ -	\$ -
2024	-	-	-
2025	-	-	-
2026	-	-	-
2027	-	-	-
2028 - 2032	210,000	1,790,000	2,000,000
Total	<u>\$ 210,000</u>	<u>\$ 1,790,000</u>	<u>\$ 2,000,000</u>

- G. On December 10, 2014, the District issued \$825,000 in Series 2014 Energy Conservation Notes to provide financing for energy conservation projects throughout the District. The interest rates on the notes are 2.90%. Interest payments of the notes are due on June 1 and December 1 of each year. The final maturity date stated on the issue is December 1, 2029.

The following is a summary of the future debt requirements to maturity for the Series 2014 Energy Conservation Notes:

Fiscal Year Ending June 30,	Current Interest Bonds		
	Principal	Interest	Total
2023	\$ 55,000	\$ 13,268	\$ 68,268
2024	55,000	11,692	66,692
2025	60,000	10,005	70,005
2026	60,000	8,265	68,265
2027	60,000	6,525	66,525
2028 - 2030	195,000	8,483	203,483
Total	<u>\$ 485,000</u>	<u>\$ 58,238</u>	<u>\$ 543,238</u>

- H. On May 2, 2017, the District issued general obligation bonds (Series 2017 General Obligation Refunding Bonds) to advance refund \$8,830,000 of the Series 2007 current interest general obligation bonds. The issuance proceeds were used to purchase securities which were placed in an irrevocable trust to provide resources for all future debt service payments on the refunded debt. This refunded debt is considered defeased (in-substance) and accordingly, has been removed from the statement of net position. The balance of the refunded current interest bonds at June 30, 2022, is \$ 6,785,000. Payments of principal and interest relating to this bond will be recorded as an expenditure in the Bond Retirement Fund.

The bond issue is comprised of current interest bonds, par value \$8,805,000. The interest rates on the current interest bonds are between 2% and 4%. Interest payments of the current interest bonds are due on January 15 and July 15 of each year. The final maturity date stated on the issue is January 15, 2030.

**COLONEL CRAWFORD LOCAL SCHOOL DISTRICT
CRAWFORD COUNTY, OHIO**

NOTES TO THE BASIC FINANCIAL STATEMENTS
FOR THE FISCAL YEAR ENDED JUNE 30, 2022

NOTE 9 - LONG-TERM OBLIGATIONS - (Continued)

The net carrying amount of the old debt exceeded the reacquisition price by \$103,355. This amount is being netted against the new debt and amortized over the remaining life of the refunded debt, which is equal to the life of the new debt issued. This advance refunding was undertaken to reduce the combined debt service payments over the next 12 years by \$1,113,896 and resulting in an economic gain of \$948,623.

The following is a summary of the future debt requirements to maturity for the Series 2017 general obligation refunding bonds:

Fiscal Year Ending June 30,	Current Interest Bonds		
	Principal	Interest	Total
2023	\$ 765,000	\$ 190,530	\$ 955,530
2024	790,000	167,580	957,580
2025	815,000	135,980	950,980
2026	840,000	114,790	954,790
2027	860,000	92,950	952,950
2028 - 2030	<u>2,715,000</u>	<u>142,350</u>	<u>2,857,350</u>
Total	<u>\$ 6,785,000</u>	<u>\$ 844,180</u>	<u>\$ 7,629,180</u>

I. Legal Debt Margin

The Ohio Revised Code provides that voted net general obligation debt of the District shall never exceed 9% of the total assessed valuation of the District. The code further provides that unvoted indebtedness shall not exceed 1/10 of 1% of the property valuation of the District. The code additionally states that unvoted indebtedness related to energy conservation debt shall not exceed 9/10 of 1% of the property valuation of the District. The assessed valuation used in determining the District's legal debt margin has been modified by House Bill 530 which became effective March 30, 2006. In accordance with House Bill 530, the assessed valuation used in the District's legal debt margin calculation excluded tangible personal property used in business, telephone or telegraph property, interexchange telecommunications company property, and personal property owned or leased by a railroad company and used in railroad operations. The effects of these debt limitations at June 30, 2022, are a voted debt margin of \$15,411,629 (including available funds of \$1,743,530), an unvoted debt margin of \$151,868 and an energy conservation debt margin of \$881,810.

The District has been assigned as an "approved special needs school district" by the Ohio Superintendent of Public Instruction. As a result, the portion of the general obligation bonds issued in fiscal year 2004 in excess of the debt limitation is exempted from that limitation pursuant to Revised Code Section 133.06(D)(2).

**COLONEL CRAWFORD LOCAL SCHOOL DISTRICT
CRAWFORD COUNTY, OHIO**

**NOTES TO THE BASIC FINANCIAL STATEMENTS
FOR THE FISCAL YEAR ENDED JUNE 30, 2022**

NOTE 10 - RISK MANAGEMENT

A. Comprehensive

The District is exposed to various risks of loss related to torts, theft of, damage to, and destruction of assets, errors and omissions, injuries to employees, and natural disasters. The District contracts with Wright Specialty Insurance Company for general liability insurance with a \$1,000,000 single occurrence limit and a \$2,000,000 aggregate. The Board's legal liability holds a deductible of \$2,500. Buildings/content and boiler and machinery has a limit of \$35,519,775 with a deductible of \$1,000. Real property and contents are 100% coinsured.

The bus fleet and maintenance vehicles are also insured through Wright Specialty Insurance Company and hold a \$500 collision deductible and a \$500 comprehensive deductible and a \$1,000,000 limit on liability coverage, along with a \$1,000,000 umbrella on top of that and a \$1,000,000 limit on uninsured motorist coverage.

Settled claims resulting from these risks have not exceeded commercial coverage in any of the past three fiscal years. There has been no significant reduction in amounts of insurance coverage from fiscal year 2022.

B. Employee Health Insurance

In January 1995, the District joined together with two other school districts in the state to form the Wyandot Crawford Health Benefit Plan (WCHBP), a public entity risk pool currently operating as a common risk management and insurance program. The WCHBP now includes seven school districts. The District pays an annual premium to the pool for its general insurance coverage. The risk of loss transfers entirely from the District to WCHBP. The Agreement for formation of the WCHBP provides that the WCHBP will be self-sustaining through member premiums and will reinsure through commercial companies for claims in excess of \$200,000 for each insured event.

Postemployment health care is provided to plan participants or their beneficiaries through the respective retirement systems discussed in Note 12. As such, no funding provisions are required by the District.

C. Workers' Compensation

The District pays the State Worker's Compensation System a premium for employee injury coverage. The premium is calculated by multiplying the monthly total gross payroll by a factor that is calculated by the State.

NOTE 11 - DEFINED BENEFIT PENSION PLANS

The Statewide retirement systems provide both pension benefits and other postemployment benefits (OPEB).

Net Pension Liability/Net OPEB Liability/Asset

The net pension liability/asset and the net OPEB liability/asset reported on the statement of net position represents a liability or asset to employees for pensions and OPEB, respectively.

Pensions and OPEB are a component of exchange transactions—between an employer and its employees—of salaries and benefits for employee services. Pensions/OPEB are provided to an employee—on a deferred-payment basis—as part of the total compensation package offered by an employer for employee services each financial period. The obligation to sacrifice resources for pensions is a present obligation because it was created as a result of employment exchanges that already have occurred.

**COLONEL CRAWFORD LOCAL SCHOOL DISTRICT
CRAWFORD COUNTY, OHIO**

NOTES TO THE BASIC FINANCIAL STATEMENTS
FOR THE FISCAL YEAR ENDED JUNE 30, 2022

NOTE 11 - DEFINED BENEFIT PENSION PLANS - (Continued)

The net pension/OPEB liability (asset) represent the District’s proportionate share of each pension/OPEB plan’s collective actuarial present value of projected benefit payments attributable to past periods of service, net of each pension/OPEB plan’s fiduciary net position. The net pension/OPEB liability (asset) calculation is dependent on critical long-term variables, including estimated average life expectancies, earnings on investments, cost of living adjustments and others. While these estimates use the best information available, unknowable future events require adjusting these estimates annually.

The Ohio Revised Code limits the District’s obligation for this liability to annually required payments. The District cannot control benefit terms or the manner in which pensions/OPEB are financed; however, the District does receive the benefit of employees’ services in exchange for compensation including pension and OPEB.

GASB 68/75 assumes the liability is solely the obligation of the employer, because (1) they benefit from employee services; and (2) State statute requires funding to come from these employers. All pension contributions to date have come solely from these employers (which also includes pension costs paid in the form of withholdings from employees). The retirement systems may allocate a portion of the employer contributions to provide for these OPEB benefits. In addition, health care plan enrollees pay a portion of the health care costs in the form of a monthly premium. State statute requires the retirement systems to amortize unfunded pension liabilities within 30 years. If the pension amortization period exceeds 30 years, each retirement system’s board must propose corrective action to the State legislature. Any resulting legislative change to benefits or funding could significantly affect the net pension/OPEB liability (asset). Resulting adjustments to the net pension/OPEB liability (asset) would be effective when the changes are legally enforceable. The Ohio Revised Code permits, but does not require, the retirement systems to provide healthcare to eligible benefit recipients.

The remainder of this note includes the required pension disclosures. See Note 12 for the required OPEB disclosures.

The proportionate share of each plan’s unfunded benefits is presented as a long-term *net pension/OPEB liability (asset)* on the accrual basis of accounting. Any liability for the contractually required pension contribution outstanding at the end of the year is included in pension and postemployment benefits payable on both the accrual and modified accrual basis of accounting.

Plan Description - School Employees Retirement System (SERS)

Plan Description - The District non-teaching employees participate in SERS, a cost-sharing multiple-employer defined benefit pension plan administered by SERS. SERS provides retirement, disability and survivor benefits, annual cost-of-living adjustments, and death benefits to plan members and beneficiaries. Authority to establish and amend benefits is provided by Ohio Revised Code Chapter 3309. SERS issues a publicly available, stand-alone financial report that includes financial statements, required supplementary information and detailed information about SERS’ fiduciary net position. That report can be obtained by visiting the SERS website at www.ohsers.org under Employers/Audit Resources.

Age and service requirements for retirement are as follows:

	Eligible to Retire on or before August 1, 2017 *	Eligible to Retire after August 1, 2017
Full benefits	Any age with 30 years of service credit	Age 67 with 10 years of service credit; or Age 57 with 30 years of service credit
Actuarially reduced benefits	Age 60 with 5 years of service credit; or Age 55 with 25 years of service credit	Age 62 with 10 years of service credit; or Age 60 with 25 years of service credit

* Members with 25 years of service credit as of August 1, 2017 will be included in this plan.

**COLONEL CRAWFORD LOCAL SCHOOL DISTRICT
CRAWFORD COUNTY, OHIO**

**NOTES TO THE BASIC FINANCIAL STATEMENTS
FOR THE FISCAL YEAR ENDED JUNE 30, 2022**

NOTE 11 - DEFINED BENEFIT PENSION PLANS - (Continued)

Annual retirement benefits are calculated based on final average salary multiplied by a percentage that varies based on years of service; 2.2% for the first thirty years of service and 2.5% for years of service credit over 30. Final average salary is the average of the highest three years of salary.

An individual whose benefit effective date is before April 1, 2018, is eligible for a cost-of-living adjustment (COLA) on the first anniversary date of the benefit. Beginning April 1, 2018, new benefit recipients must wait until the fourth anniversary of their benefit for COLA eligibility. The COLA is added each year to the base benefit amount on the anniversary date of the benefit. A three-year COLA suspension was in effect for all benefit recipients for the years 2018, 2019, and 2020. Upon resumption of the COLA, it will be indexed to the percentage increase in the CPI-W, not to exceed 2.5% and with a floor of 0%. In 2021, the Board of Trustees approved a 2.5% cost-of-living adjustment (COLA) for eligible retirees and beneficiaries in 2022.

Funding Policy - Plan members are required to contribute 10.00% of their annual covered salary and the District is required to contribute 14.00% of annual covered payroll. The contribution requirements of plan members and employers are established and may be amended by the SERS' Retirement Board up to statutory maximum amounts of 10.00% for plan members and 14.00% for employers. The Retirement Board, acting with the advice of the actuary, allocates the employer contribution rate among four of the System's funds (Pension Trust Fund, Death Benefit Fund, Medicare B Fund, and Health Care Fund). For the fiscal year ended June 30, 2022, the allocation to pension, death benefits, and Medicare B was 14.00%. For fiscal year 2022, the Retirement Board did not allocate any employer contribution to the Health Care Fund.

The District's contractually required contribution to SERS was \$256,427 for fiscal year 2022. Of this amount, \$51,283 is reported as pension and postemployment benefits payable.

Plan Description - State Teachers Retirement System (STRS)

Plan Description - Licensed teachers participate in STRS, a cost-sharing multiple-employer public employee retirement system administered by STRS. STRS provides retirement and disability benefits to members and death and survivor benefits to beneficiaries. STRS issues a stand-alone financial report that includes financial statements, required supplementary information and detailed information about STRS' fiduciary net position. That report can be obtained by writing to STRS, 275 E. Broad St., Columbus, OH 43215-3771, by calling (888) 227-7877, or by visiting the STRS website at www.strsoh.org.

New members have a choice of three retirement plans: a Defined Benefit (DB) Plan, a Defined Contribution (DC) Plan and a Combined (CO) Plan. Benefits are established by Ohio Revised Code Chapter 3307.

The DB plan offers an annual retirement allowance based on final average salary multiplied by a percentage that varies based on years of service. Effective August 1, 2015, the calculation is 2.20% of final average salary for the five highest years of earnings multiplied by all years of service. In April 2017, the Retirement Board made the decision to reduce COLA granted on or after July 1, 2017, to 0% to preserve the fiscal integrity of the retirement system. Benefit recipients' base benefit and past cost-of living increases are not affected by this change. Eligibility changes will be phased in until August 1, 2026, when retirement eligibility for unreduced benefits will be five year of service credit and age 65, or 35 years of service credit and at least age 60.

Eligibility changes for DB Plan members who retire with actuarially reduced benefits will be phased in until August 1, 2026, when retirement eligibility will be five years of qualifying service credit and age 60, or 30 years of service credit at any age.

The DC Plan allows members to place all of their member contributions and 9.53% of the 14% employer contributions into an investment account. Investment allocation decisions are determined by the member. The remaining 4.47% of the 14% employer rate is allocated to the defined benefit unfunded liability. A member is eligible to receive a retirement benefit at age 50 and termination of employment. The member may elect to receive a lifetime monthly annuity or a lump sum withdrawal.

**COLONEL CRAWFORD LOCAL SCHOOL DISTRICT
CRAWFORD COUNTY, OHIO**

NOTES TO THE BASIC FINANCIAL STATEMENTS
FOR THE FISCAL YEAR ENDED JUNE 30, 2022

NOTE 11 - DEFINED BENEFIT PENSION PLANS - (Continued)

The Combined Plan offers features of both the DB Plan and the DC Plan. In the Combined Plan, 12% of the 14% member rate goes to the DC Plan and the remaining 2% is applied to the DB Plan. Member contributions to the DC Plan are allocated among investment choices by the member, and contributions to the DB Plan from the employer and the member are used to fund the defined benefit payment at a reduced level from the regular DB Plan. The defined benefit portion of the Combined Plan payment is payable to a member on or after age 60 with five years of service. The defined contribution portion of the account may be taken as a lump sum payment or converted to a lifetime monthly annuity after termination of employment at age 50 and after termination of employment.

New members who choose the DC Plan or Combined Plan will have another opportunity to reselect a permanent plan during their fifth year of membership. Members may remain in the same plan or transfer to another STRS plan. The optional annuitization of a member's defined contribution account or the defined contribution portion of a member's Combined Plan account to a lifetime benefit results in STRS bearing the risk of investment gain or loss on the account. STRS has therefore included all three plan options as one defined benefit plan for GASB 68 reporting purposes.

A DB or Combined Plan member with five or more years of credited service who is determined to be disabled may qualify for a disability benefit. New members must have at least ten years of qualifying service credit that apply for disability benefits. Members in the DC Plan who become disabled are entitled only to their account balance. Eligible survivors of members who die before service retirement may qualify for monthly benefits. If a member of the DC Plan dies before retirement benefits begin, the member's designated beneficiary is entitled to receive the member's account balance.

Funding Policy - Employer and member contribution rates are established by the State Teachers Retirement Board and limited by Chapter 3307 of the Ohio Revised Code. The fiscal year 2022 employer and employee contribution rate of 14% was equal to the statutory maximum rates. For fiscal year 2022, the full employer contribution was allocated to pension.

The District's contractually required contribution to STRS was \$671,116 for fiscal year 2022. Of this amount, \$108,280 is reported as pension and postemployment benefits payable.

Pension Liabilities, Pension Expense, and Deferred Outflows of Resources and Deferred Inflows of Resources Related to Pensions

The net pension liability was measured as of June 30, 2021, and the total pension liability used to calculate the net pension liability was determined by an actuarial valuation as of that date. The District's proportion of the net pension liability was based on the District's share of contributions to the pension plan relative to the projected contributions of all participating entities.

Following is information related to the proportionate share and pension expense:

	SERS	STRS	Total
Proportion of the net pension liability prior measurement date	0.044620200%	0.037519970%	
Proportion of the net pension liability current measurement date	<u>0.044984500%</u>	<u>0.038073657%</u>	
Change in proportionate share	<u>0.000364300%</u>	<u>0.000553687%</u>	
Proportionate share of the net pension liability	\$ 1,659,798	\$ 4,868,059	\$ 6,527,857
Pension expense	\$ 38,433	\$ 68,342	\$ 106,775

**COLONEL CRAWFORD LOCAL SCHOOL DISTRICT
CRAWFORD COUNTY, OHIO**

NOTES TO THE BASIC FINANCIAL STATEMENTS
FOR THE FISCAL YEAR ENDED JUNE 30, 2022

NOTE 11 - DEFINED BENEFIT PENSION PLANS - (Continued)

At June 30, 2022, the District reported deferred outflows of resources and deferred inflows of resources related to pensions from the following sources:

	<u>SERS</u>	<u>STRS</u>	<u>Total</u>
Deferred outflows of resources			
Differences between expected and actual experience	\$ 161	\$ 150,402	\$ 150,563
Changes of assumptions	34,951	1,350,487	1,385,438
Difference between employer contributions and proportionate share of contributions/ change in proportionate share	45,595	166,894	212,489
Contributions subsequent to the measurement date	<u>256,427</u>	<u>671,116</u>	<u>927,543</u>
Total deferred outflows of resources	<u>\$ 337,134</u>	<u>\$ 2,338,899</u>	<u>\$ 2,676,033</u>
	<u>SERS</u>	<u>STRS</u>	<u>Total</u>
Deferred inflows of resources			
Differences between expected and actual experience	\$ 43,045	\$ 30,513	\$ 73,558
Net difference between projected and actual earnings on pension plan investments	<u>854,846</u>	<u>4,195,337</u>	<u>5,050,183</u>
Total deferred inflows of resources	<u>\$ 897,891</u>	<u>\$ 4,225,850</u>	<u>\$ 5,123,741</u>

\$927,543 reported as deferred outflows of resources related to pension resulting from District contributions subsequent to the measurement date will be recognized as a reduction of the net pension liability in the fiscal year ending June 30, 2023.

Other amounts reported as deferred outflows of resources and deferred inflows of resources related to pension will be recognized in pension expense as follows:

	<u>SERS</u>	<u>STRS</u>	<u>Total</u>
Fiscal Year Ending June 30:			
2023	\$ (171,440)	\$ (608,495)	\$ (779,935)
2024	(180,110)	(533,237)	(713,347)
2025	(203,249)	(604,133)	(807,382)
2026	<u>(262,385)</u>	<u>(812,202)</u>	<u>(1,074,587)</u>
Total	<u>\$ (817,184)</u>	<u>\$ (2,558,067)</u>	<u>\$ (3,375,251)</u>

Actuarial Assumptions - SERS

SERS' total pension liability was determined by their actuaries in accordance with GASB Statement No. 67, as part of their annual actuarial valuation for each defined benefit retirement plan. Actuarial valuations of an ongoing plan involve estimates of the value of reported amounts (e.g., salaries, credited service) and assumptions about the probability of occurrence of events far into the future (e.g., mortality, disabilities, retirements, employment termination). Actuarially determined amounts are subject to continual review and potential modifications, as actual results are compared with past expectations and new estimates are made about the future.

**COLONEL CRAWFORD LOCAL SCHOOL DISTRICT
CRAWFORD COUNTY, OHIO**

NOTES TO THE BASIC FINANCIAL STATEMENTS
FOR THE FISCAL YEAR ENDED JUNE 30, 2022

NOTE 11 - DEFINED BENEFIT PENSION PLANS - (Continued)

Projections of benefits for financial reporting purposes are based on the substantive plan (the plan as understood by the employers and plan members) and include the types of benefits provided at the time of each valuation and the historical pattern of sharing benefit costs between the employers and plan members to that point. The projection of benefits for financial reporting purposes does not explicitly incorporate the potential effects of legal or contractual funding limitations.

Actuarial calculations reflect a long-term perspective. For a newly hired employee, actuarial calculations will take into account the employee's entire career with the employer and also take into consideration the benefits, if any, paid to the employee after termination of employment until the death of the employee and any applicable contingent annuitant. In many cases actuarial calculations reflect several decades of service with the employer and the payment of benefits after termination.

Key methods and assumptions used in calculating the total pension liability in the latest actuarial valuation, prepared as of June 30, 2021, are presented below:

Wage inflation:	
Current measurement date	2.40%
Prior measurement date	3.00%
Future salary increases, including inflation:	
Current measurement date	3.25% to 13.58%
Prior measurement date	3.50% to 18.20%
COLA or ad hoc COLA:	
Current measurement date	2.00%
Prior measurement date	2.50%
Investment rate of return:	
Current measurement date	7.00% net of system expenses
Prior measurement date	7.50% net of system expenses
Discount rate:	
Current measurement date	7.00%
Prior measurement date	7.50%
Actuarial cost method	Entry age normal (level percent of payroll)

In 2021, Mortality rates were based on the PUB-2010 General Employee Amount Weight Below Median Healthy Retiree mortality table projected to 2017 with ages set forward 1 year and adjusted 94.20% for males and set forward 2 years and adjusted 81.35% for females. Mortality among disabled members were based upon the PUB-2010 General Disabled Retiree mortality table projected to 2017 with ages set forward 5 years and adjusted 103.3% for males and set forward 3 years and adjusted 106.8% for females. Future improvement in mortality rates is reflected by applying the MP-2020 projection scale generationally.

In the prior measurement date, the mortality rates were based on the RP-2014 Blue Collar Mortality Table with fully generational projection and a five-year age set-back for both males and females. Mortality among service retired members, and beneficiaries were based upon the RP-2014 Blue Collar Mortality Table with fully generational projection with Scale BB, 120% of male rates, and 110% of female rates. Mortality among disabled members was based upon the RP-2000 Disabled Mortality Table, 90% for male rates and 100% for female rates, set back five years is used for the period after disability retirement.

The most recent experience study was completed for the five-year period ended June 30, 2020.

**COLONEL CRAWFORD LOCAL SCHOOL DISTRICT
CRAWFORD COUNTY, OHIO**

NOTES TO THE BASIC FINANCIAL STATEMENTS
FOR THE FISCAL YEAR ENDED JUNE 30, 2022

NOTE 11 - DEFINED BENEFIT PENSION PLANS - (Continued)

The long-term return expectation for the Pension Plan Investments has been determined using a building-block approach and assumes a time horizon, as defined in SERS' *Statement of Investment Policy*. A forecasted rate of inflation serves as the baseline for the return expectation. Various real return premiums over the baseline inflation rate have been established for each asset class. The long-term expected nominal rate of return has been determined by calculating a weighted average of the expected real return premiums for each asset class, adding the projected inflation rate, and adding the expected return from rebalancing uncorrelated asset classes.

The target allocation and best estimates of arithmetic real rates of return for each major asset class are summarized in the following table:

<u>Asset Class</u>	<u>Target Allocation</u>	<u>Long-Term Expected Real Rate of Return</u>
Cash	2.00 %	(0.33) %
US Equity	24.75	5.72
Non-US Equity Developed	13.50	6.55
Non-US Equity Emerging	6.75	8.54
Fixed Income/Global Bonds	19.00	1.14
Private Equity	11.00	10.03
Real Estate/Real Assets	16.00	5.41
Multi-Asset Strategy	4.00	3.47
Private Debt/Private Credit	3.00	5.28
Total	<u>100.00 %</u>	

Discount Rate - The total pension liability was calculated using the discount rate of 7.00%. The projection of cash flows used to determine the discount rate assumed the contributions from employers and from the members would be computed based on contribution requirements as stipulated by state statute. Projected inflows from investment earnings were calculated using the long-term assumed investment rate of return (7.00%). Based on those assumptions, the plan's fiduciary net position was projected to be available to make all future benefit payments of current plan members. Therefore, the long-term expected rate of return on pension plan investments was applied to all periods of projected benefits to determine the total pension liability.

Sensitivity of the District's Proportionate Share of the Net Pension Liability to Changes in the Discount Rate - Net pension liability is sensitive to changes in the discount rate, and to illustrate the potential impact the following table presents the net pension liability calculated using the discount rate of 7.00%, as well as what each plan's net pension liability would be if it were calculated using a discount rate that is one percentage point lower (6.00%), or one percentage point higher (8.00%) than the current rate.

	Current		
	<u>1% Decrease</u>	<u>Discount Rate</u>	<u>1% Increase</u>
District's proportionate share of the net pension liability	\$ 2,761,496	\$ 1,659,798	\$ 730,688

**COLONEL CRAWFORD LOCAL SCHOOL DISTRICT
CRAWFORD COUNTY, OHIO**

NOTES TO THE BASIC FINANCIAL STATEMENTS
FOR THE FISCAL YEAR ENDED JUNE 30, 2022

NOTE 11 - DEFINED BENEFIT PENSION PLANS - (Continued)

Actuarial Assumptions - STRS

Key methods and assumptions used in the latest actuarial valuation, reflecting experience study results used in the June 30, 2021, actuarial valuation are presented below:

	June 30, 2021	June 30, 2020
Inflation	2.50%	2.50%
Projected salary increases	12.50% at age 20 to 2.50% at age 65	12.50% at age 20 to 2.50% at age 65
Investment rate of return	7.00%, net of investment expenses, including inflation	7.45%, net of investment expenses, including inflation
Discount rate of return	7.00%	7.45%
Payroll increases	3.00%	3.00%
Cost-of-living adjustments (COLA)	0.00%	0.00%

For the June 30, 2021, actuarial valuation, post-retirement mortality rates are based on the RP-2014 Annuitant Mortality Tables with 50% of rates through age 69, 70% of rates between ages 70 and 79, 90% of rates between ages 80 and 84, and 100% of rates thereafter, projected forward generationally using mortality improvement scale MP-2016. Pre-retirement mortality rates are based on RP-2014 Employee Mortality Tables, projected forward generationally using mortality improvement scale MP-2016. Post-retirement disabled mortality rates are based on the RP-2014 Disabled Mortality Tables with 90% of rates for males and 100% of rates for females, projected forward generationally using mortality improvement scale MP-2016.

Actuarial assumptions used in the June 30, 2021 valuation are based on the results of an actuarial experience study for the period July 1, 2011 through June 30, 2016.

STRS Ohio's investment consultant develops an estimate range for the investment return assumption based on the target allocation adopted by the Retirement Board. The target allocation and long-term expected rate of return for each major asset class are summarized as follows:

Asset Class	Target Allocation	Long-Term Expected Real Rate of Return *
Domestic Equity	28.00 %	7.35 %
International Equity	23.00	7.55
Alternatives	17.00	7.09
Fixed Income	21.00	3.00
Real Estate	10.00	6.00
Liquidity Reserves	1.00	2.25
Total	100.00 %	

*10-Year geometric nominal returns, which include the real rate of return and inflation of 2.25% and does not include investment expenses. Over a 30-year period, STRS' investment consultant indicates that the above target allocations should generate a return above the actuarial rate of return, without net value added by management.

Discount Rate - The discount rate used to measure the total pension liability was 7.00% as of June 30, 2021. The projection of cash flows used to determine the discount rate assumes that member and employer contributions will be made at the statutory contribution rates in accordance with the rates described previously. For this purpose, only employer contributions that are intended to fund benefits of current plan members and their beneficiaries are included.

**COLONEL CRAWFORD LOCAL SCHOOL DISTRICT
CRAWFORD COUNTY, OHIO**

NOTES TO THE BASIC FINANCIAL STATEMENTS
FOR THE FISCAL YEAR ENDED JUNE 30, 2022

NOTE 11 - DEFINED BENEFIT PENSION PLANS - (Continued)

Based on those assumptions, STRS Ohio’s fiduciary net position was projected to be available to make all projected future benefit payments to current plan members as of June 30, 2021. Therefore, the long-term expected rate of return on pension plan investments of 7.00% was applied to all periods of projected benefit payments to determine the total pension liability as of June 30, 2021.

Sensitivity of the District's Proportionate Share of the Net Pension Liability to Changes in the Discount Rate - The following table represents the net pension liability as of June 30, 2021, calculated using the current period discount rate assumption of 7.00%, as well as what the net pension liability would be if it were calculated using a discount rate that is one percentage point lower (6.00%) or one percentage point higher (8.00%) than the current assumption:

	1% Decrease	Current Discount Rate	1% Increase
District's proportionate share of the net pension liability	\$ 9,116,053	\$ 4,868,059	\$ 1,278,514

Changes Between Measurement Date and Reporting Date - STRS approved a one-time 3.00% cost-of-living adjustment to eligible benefit recipients effective July 1, 2022. It is unknown what the effect this change will have on the net pension liability.

NOTE 12 - DEFINED BENEFIT OPEB PLANS

Net OPEB Liability/Asset

See Note 11 for a description of the net OPEB liability (asset).

Plan Description - School Employees Retirement System (SERS)

Health Care Plan Description - The District contributes to the SERS Health Care Fund, administered by SERS for non-certificated retirees and their beneficiaries. For GASB 75 purposes, this plan is considered a cost-sharing other postemployment benefit (OPEB) plan. SERS’ Health Care Plan provides healthcare benefits to eligible individuals receiving retirement, disability, and survivor benefits, and to their eligible dependents. Members who retire after June 1, 1986, need 10 years of service credit, exclusive of most types of purchased credit, to qualify to participate in SERS’ health care coverage. In addition to age and service retirees, disability benefit recipients and beneficiaries who are receiving monthly benefits due to the death of a member or retiree, are eligible for SERS’ health care coverage. Most retirees and dependents choosing SERS’ health care coverage are over the age of 65 and therefore enrolled in a fully insured Medicare Advantage plan; however, SERS maintains a traditional, self-insured preferred provider organization for its non-Medicare retiree population. For both groups, SERS offers a self-insured prescription drug program. Health care is a benefit that is permitted, not mandated, by statute. The financial report of the Plan is included in the SERS Annual Comprehensive Financial Report which can be obtained on SERS’ website at www.ohsers.org under Employers/Audit Resources.

Access to health care for retirees and beneficiaries is permitted in accordance with Section 3309 of the Ohio Revised Code. The Health Care Fund was established and is administered in accordance with Internal Revenue Code Section 105(e). SERS’ Retirement Board reserves the right to change or discontinue any health plan or program. Active employee members do not contribute to the Health Care Plan. The SERS Retirement Board established the rules for the premiums paid by the retirees for health care coverage for themselves and their dependents or for their surviving beneficiaries. Premiums vary depending on the plan selected, qualified years of service, Medicare eligibility, and retirement status.

Funding Policy - State statute permits SERS to fund the health care benefits through employer contributions. Each year, after the allocation for statutorily required pensions and benefits, the Retirement Board may allocate the remainder of the employer contribution of 14% of covered payroll to the Health Care Fund in accordance with the funding policy.

**COLONEL CRAWFORD LOCAL SCHOOL DISTRICT
CRAWFORD COUNTY, OHIO**

NOTES TO THE BASIC FINANCIAL STATEMENTS
FOR THE FISCAL YEAR ENDED JUNE 30, 2022

NOTE 12 - DEFINED BENEFIT OPEB PLANS - (Continued)

For the fiscal year ended June 30, 2022, SERS did not allocate any employer contributions to post-employment health care. An additional health care surcharge on employers is collected for employees earning less than an actuarially determined minimum compensation amount, pro-rated if less than a full year of service credit was earned. For fiscal year 2022, this amount was \$25,000. Statutes provide that no employer shall pay a health care surcharge greater than 2% of that employer's SERS-covered payroll; nor may SERS collect in aggregate more than 1.5% of the total statewide SERS-covered payroll for the health care surcharge. For fiscal year 2022, the District's surcharge obligation was \$27,942.

The surcharge added to the allocated portion of the 14% employer contribution rate is the total amount assigned to the Health Care Fund. The District's contractually required contribution to SERS was \$27,942 for fiscal year 2022. Of this amount, \$27,942 is reported as pension and postemployment benefits payable.

Plan Description - State Teachers Retirement System (STRS)

Plan Description - The State Teachers Retirement System of Ohio (STRS) administers a cost-sharing Health Plan administered for eligible retirees who participated in the defined benefit or combined pension plans offered by STRS. Ohio law authorizes STRS to offer this plan. Benefits include hospitalization, physicians' fees, prescription drugs and partial reimbursement of monthly Medicare Part B premiums. The Medicare Part B monthly reimbursement elimination date was postponed indefinitely. The Plan is included in the report of STRS which can be obtained by visiting www.strsoh.org or by calling (888) 227-7877.

Funding Policy - Ohio Revised Code Chapter 3307 authorizes STRS to offer the Plan and gives the Retirement Board discretionary authority over how much, if any, of the health care costs will be absorbed by STRS. Active employee members do not contribute to the Health Care Plan. Nearly all health care plan enrollees, for the most recent year, pay a portion of the health care costs in the form of a monthly premium. Under Ohio law, funding for post-employment health care may be deducted from employer contributions, currently 14% of covered payroll. For the fiscal year ended June 30, 2022, STRS did not allocate any employer contributions to post-employment health care.

OPEB Liabilities/Assets, OPEB Expense, and Deferred Outflows of Resources and Deferred Inflows of Resources Related to OPEB

The net OPEB liability/asset was measured as of June 30, 2021, and the total OPEB liability/asset used to calculate the net OPEB liability/asset was determined by an actuarial valuation as of that date. The District's proportion of the net OPEB liability/asset was based on the District's share of contributions to the respective retirement systems relative to the contributions of all participating entities.

Following is information related to the proportionate share and OPEB expense:

	<u>SERS</u>	<u>STRS</u>	<u>Total</u>
Proportion of the net OPEB liability/asset prior measurement date	0.045547900%	0.037519970%	
Proportion of the net OPEB liability/asset current measurement date	<u>0.045595700%</u>	<u>0.038073657%</u>	
Change in proportionate share	<u>0.000047800%</u>	<u>0.000553687%</u>	
Proportionate share of the net OPEB liability	\$ 862,936	\$ -	\$ 862,936
Proportionate share of the net OPEB asset	\$ -	\$ (802,752)	\$ (802,752)
OPEB expense	\$ 14,790	\$ (47,398)	\$ (32,608)

**COLONEL CRAWFORD LOCAL SCHOOL DISTRICT
CRAWFORD COUNTY, OHIO**

NOTES TO THE BASIC FINANCIAL STATEMENTS
FOR THE FISCAL YEAR ENDED JUNE 30, 2022

NOTE 12 - DEFINED BENEFIT OPEB PLANS - (Continued)

At June 30, 2022, the District reported deferred outflows of resources and deferred inflows of resources related to OPEB from the following sources:

	<u>SERS</u>	<u>STRS</u>	<u>Total</u>
Deferred outflows of resources			
Differences between expected and actual experience	\$ 9,197	\$ 28,584	\$ 37,781
Changes of assumptions	135,372	51,277	186,649
Difference between employer contributions and proportionate share of contributions/ change in proportionate share	86,582	25,840	112,422
Contributions subsequent to the measurement date	<u>27,942</u>	<u>-</u>	<u>27,942</u>
Total deferred outflows of resources	<u>\$ 259,093</u>	<u>\$ 105,701</u>	<u>\$ 364,794</u>
	<u>SERS</u>	<u>STRS</u>	<u>Total</u>
Deferred inflows of resources			
Differences between expected and actual experience	\$ 429,781	\$ 147,080	\$ 576,861
Net difference between projected and actual earnings on OPEB plan investments	18,746	222,515	241,261
Changes of assumptions	118,170	478,900	597,070
Difference between employer contributions and proportionate share of contributions/ change in proportionate share	<u>5,520</u>	<u>-</u>	<u>5,520</u>
Total deferred inflows of resources	<u>\$ 572,217</u>	<u>\$ 848,495</u>	<u>\$ 1,420,712</u>

\$27,942 reported as deferred outflows of resources related to OPEB resulting from District contributions subsequent to the measurement date will be recognized as a reduction of the net OPEB liability/asset in the fiscal year ending June 30, 2023.

Other amounts reported as deferred outflows of resources and deferred inflows of resources related to OPEB will be recognized in OPEB expense as follows:

	<u>SERS</u>	<u>STRS</u>	<u>Total</u>
Fiscal Year Ending June 30:			
2023	\$ (73,487)	\$ (210,603)	\$ (284,090)
2024	(73,616)	(205,033)	(278,649)
2025	(76,092)	(203,717)	(279,809)
2026	(67,707)	(92,700)	(160,407)
2027	(36,965)	(31,522)	(68,487)
Thereafter	<u>(13,199)</u>	<u>781</u>	<u>(12,418)</u>
Total	<u>\$ (341,066)</u>	<u>\$ (742,794)</u>	<u>\$ (1,083,860)</u>

**COLONEL CRAWFORD LOCAL SCHOOL DISTRICT
CRAWFORD COUNTY, OHIO**

NOTES TO THE BASIC FINANCIAL STATEMENTS
FOR THE FISCAL YEAR ENDED JUNE 30, 2022

NOTE 12 - DEFINED BENEFIT OPEB PLANS - (Continued)

Actuarial Assumptions - SERS

The total OPEB liability is determined by SERS' actuaries in accordance with GASB Statement No. 75, as part of their annual actuarial valuation for each retirement plan. Actuarial valuations of an ongoing plan involve estimates of the value of reported amounts (e.g., salaries, credited service) and assumptions about the probability of occurrence of events far into the future (e.g., mortality, disabilities, retirements, employment terminations). Actuarially determined amounts are subject to continual review and potential modifications, as actual results are compared with past expectations and new estimates are made about the future.

Projections of benefits for financial reporting purposes are based on the substantive plan (the plan as understood by the employers and plan members) and include the types of benefits provided at the time of each valuation and the historical pattern of sharing benefit costs between the employers and plan members to that point. The projection of benefits for financial reporting purposes does not explicitly incorporate the potential effects of legal or contractual funding limitations.

Actuarial calculations reflect a long-term perspective. For a newly hired employee, actuarial calculations will take into account the employee's entire career with the employer and also take into consideration the benefits, if any, paid to the employee after termination of employment until the death of the employee and any applicable contingent annuitant. In many cases, actuarial calculations reflect several decades of service with the employer and the payment of benefits after termination.

Key methods and assumptions used in calculating the total OPEB liability in the latest actuarial valuation date of June 30, 2021 are presented below:

Wage inflation:	
Current measurement date	2.40%
Prior measurement date	3.00%
Future salary increases, including inflation:	
Current measurement date	3.25% to 13.58%
Prior measurement date	3.50% to 18.20%
Investment rate of return:	
Current measurement date	7.00% net of investment expense, including inflation
Prior measurement date	7.50% net of investment expense, including inflation
Municipal bond index rate:	
Current measurement date	1.92%
Prior measurement date	2.45%
Single equivalent interest rate, net of plan investment expense, including price inflation:	
Current measurement date	2.27%
Prior measurement date	2.63%
Medical trend assumption:	
Current measurement date	
Medicare	5.125 to 4.400%
Pre-Medicare	6.750 to 4.400%
Prior measurement date	
Medicare	5.25 to 4.75%
Pre-Medicare	7.00 to 4.75%

**COLONEL CRAWFORD LOCAL SCHOOL DISTRICT
CRAWFORD COUNTY, OHIO**

NOTES TO THE BASIC FINANCIAL STATEMENTS
FOR THE FISCAL YEAR ENDED JUNE 30, 2022

NOTE 12 - DEFINED BENEFIT OPEB PLANS - (Continued)

In 2021, Mortality rates were based on the PUB-2010 General Employee Amount Weight Below Median Healthy Retiree mortality table projected to 2017 with ages set forward 1 year and adjusted 94.20% for males and set forward 2 years and adjusted 81.35% for females. Mortality among disabled members were based upon the PUB-2010 General Disabled Retiree mortality table projected to 2017 with ages set forward 5 years and adjusted 103.3% for males and set forward 3 years and adjusted 106.8% for females. Future improvement in mortality rates is reflected by applying the MP-2020 projection scale generationally.

In the prior measurement date, the mortality rates were based on the RP-2014 Blue Collar Mortality Table with fully generational projection and a five-year age set-back for both males and females. Mortality among service retired members, and beneficiaries were based upon the RP-2014 Blue Collar Mortality Table with fully generational projection with Scale BB, 120% of male rates, and 110% of female rates. Mortality among disabled members was based upon the RP-2000 Disabled Mortality Table, 90% for male rates and 100% for female rates, set back five years is used for the period after disability retirement.

The most recent experience study was completed for the five-year period ended June 30, 2020.

The long-term expected rate of return on plan assets is reviewed as part of the actuarial five-year experience study. The most recent study covers fiscal years 2015 through 2020 and was adopted by the Board in 2021. Several factors are considered in evaluating the long-term rate of return assumption including long-term historical data, estimates inherent in current market data, and a log-normal distribution analysis in which best-estimate ranges of expected future real rates of return were developed by the investment consultant for each major asset class. These ranges were combined to produce the long-term expected rate of return, 7.00%, by weighting the expected future real rates of return by the target asset allocation percentage and then adding expected inflation. The capital market assumptions developed by the investment consultant are intended for use over a 10-year horizon and may not be useful in setting the long-term rate of return for funding pension plans which covers a longer timeframe. The assumption is intended to be a long-term assumption and is not expected to change absent a significant change in the asset allocation, a change in the inflation assumption, or a fundamental change in the market that alters expected returns in future years.

The target asset allocation and best estimates of arithmetic real rates of return for each major asset class, as used in the June 30, 2020 five-year experience study, are summarized as follows:

Asset Class	Target Allocation	Long-Term Expected Real Rate of Return
Cash	2.00 %	(0.33) %
US Equity	24.75	5.72
Non-US Equity Developed	13.50	6.55
Non-US Equity Emerging	6.75	8.54
Fixed Income/Global Bonds	19.00	1.14
Private Equity	11.00	10.03
Real Estate/Real Assets	16.00	5.41
Multi-Asset Strategy	4.00	3.47
Private Debt/Private Credit	3.00	5.28
Total	<u>100.00 %</u>	

**COLONEL CRAWFORD LOCAL SCHOOL DISTRICT
CRAWFORD COUNTY, OHIO**

NOTES TO THE BASIC FINANCIAL STATEMENTS
FOR THE FISCAL YEAR ENDED JUNE 30, 2022

NOTE 12 - DEFINED BENEFIT OPEB PLANS - (Continued)

Discount Rate - The discount rate used to measure the total OPEB liability at June 30, 2021 was 2.27%. The discount rate used to measure total OPEB liability prior to June 30, 2021 was 2.63%. The projection of cash flows used to determine the discount rate assumed that contributions will be made from members and the System at the contribution rate of 1.50% of projected covered payroll each year, which includes a 1.50% payroll surcharge and no contributions from the basic benefits plan. Based on these assumptions, the OPEB plan's fiduciary net position was projected to become insufficient to make all projected future benefit payments of current System members by SERS actuaries. The Municipal Bond Index Rate is used in the determination of the SEIR for both the June 30, 2020 and the June 30, 2021 total OPEB liability. The Municipal Bond Index rate is the single rate that will generate a present value of benefit payments equal to the sum of the present value determined by the long-term expected rate of return, and the present value determined by discounting those benefits after the date of depletion. The Municipal Bond Index Rate is 1.92% at June 30, 2021 and 2.45% at June 30, 2020.

Sensitivity of the District's Proportionate Share of the Net OPEB Liability to Changes in the Discount Rate and Changes in the Health Care Cost Trend Rates - The net OPEB liability is sensitive to changes in the discount rate and the health care cost trend rate. The following table presents the net OPEB liability, what the net OPEB liability would be if it were calculated using a discount rate that is 1 percentage point lower (1.27%) and higher (3.27%) than the current discount rate (2.27%). Also shown is what the net OPEB liability would be based on health care cost trend rates that are 1 percentage point lower (5.75% decreasing to 3.40%) and higher (7.75% decreasing to 5.40%) than the current rate (6.75% decreasing to 4.40%).

	1% Decrease	Current Discount Rate	1% Increase
District's proportionate share of the net OPEB liability	\$ 1,069,282	\$ 862,936	\$ 698,092
	1% Decrease	Current Trend Rate	1% Increase
District's proportionate share of the net OPEB liability	\$ 664,390	\$ 862,936	\$ 1,128,132

THIS SPACE INTENTIONALLY LEFT BLANK

**COLONEL CRAWFORD LOCAL SCHOOL DISTRICT
CRAWFORD COUNTY, OHIO**

NOTES TO THE BASIC FINANCIAL STATEMENTS
FOR THE FISCAL YEAR ENDED JUNE 30, 2022

NOTE 12 - DEFINED BENEFIT OPEB PLANS - (Continued)

Actuarial Assumptions - STRS

Key methods and assumptions used in the latest actuarial valuation, reflecting experience study results used in the June 30, 2021, actuarial valuation, compared with June 30, 2020, are presented below:

	June 30, 2021		June 30, 2020	
	Initial	Ultimate	Initial	Ultimate
Inflation	2.50%		2.50%	
Projected salary increases	12.50% at age 20 to 2.50% at age 65		12.50% at age 20 to 2.50% at age 65	
Investment rate of return	7.00%, net of investment expenses, including inflation		7.45%, net of investment expenses, including inflation	
Payroll increases	3.00%		3.00%	
Cost-of-living adjustments (COLA)	0.00%		0.00%	
Discount rate of return	7.00%		7.45%	
Blended discount rate of return	N/A		N/A	
Health care cost trends				
Medical				
Pre-Medicare	5.00%	4.00%	5.00%	4.00%
Medicare	-16.18%	4.00%	-6.69%	4.00%
Prescription Drug				
Pre-Medicare	6.50%	4.00%	6.50%	4.00%
Medicare	29.98%	4.00%	11.87%	4.00%

Projections of benefits include the historical pattern of sharing benefit costs between the employers and retired plan members.

For healthy retirees the mortality rates are based on the RP-2014 Annuitant Mortality Tables with 50% of rates through age 69, 70% of rates between ages 70 and 79, 90% of rates between ages 80 and 84, and 100% of rates thereafter, projected forward generationally using mortality improvement scale MP-2016. For disabled retirees, mortality rates are based on the RP-2014 Disabled Mortality Tables with 90% of rates for males and 100% of rates for females, projected forward generationally using mortality improvement scale MP-2016.

Actuarial assumptions used in the June 30, 2021 valuation are based on the results of an actuarial experience study for the period July 1, 2011 through June 30, 2016.

Assumption Changes Since the Prior Measurement Date - The discount rate was adjusted to 7.00% from 7.45% for the June 30, 2021 valuation.

Benefit Term Changes Since the Prior Measurement Date - The non-Medicare subsidy percentage was increased effective January 1, 2022 from 2.055% to 2.100%. The non-Medicare frozen subsidy base premium was increased effective January 1, 2022. The Medicare Part D subsidy was updated to reflect it is expected to be negative in CY2022. The Part B monthly reimbursement elimination date was postponed indefinitely.

**COLONEL CRAWFORD LOCAL SCHOOL DISTRICT
CRAWFORD COUNTY, OHIO**

NOTES TO THE BASIC FINANCIAL STATEMENTS
FOR THE FISCAL YEAR ENDED JUNE 30, 2022

NOTE 12 - DEFINED BENEFIT OPEB PLANS - (Continued)

STRS' investment consultant develops an estimate range for the investment return assumption based on the target allocation adopted by the Retirement Board. The target allocation and long-term expected rate of return for each major asset class are summarized as follows:

Asset Class	Target Allocation	Long-Term Expected Real Rate of Return *
Domestic Equity	28.00 %	7.35 %
International Equity	23.00	7.55
Alternatives	17.00	7.09
Fixed Income	21.00	3.00
Real Estate	10.00	6.00
Liquidity Reserves	1.00	2.25
Total	<u>100.00 %</u>	

*10-Year geometric nominal returns, which include the real rate of return and inflation of 2.25% and does not include investment expenses. Over a 30-year period, STRS' investment consultant indicates that the above target allocations should generate a return above the actuarial rate of return, without net value added by management.

Discount Rate - The discount rate used to measure the total OPEB asset was 7.00% as of June 30, 2021. The projection of cash flows used to determine the discount rate assumed STRS Ohio continues to allocate no employer contributions to the health care fund. Based on these assumptions, the OPEB plan's fiduciary net position was projected to be available to make all projected future benefit payments to current plan members as of June 30, 2021. Therefore, the long-term expected rate of return on health care fund investments of 7.00% was applied to all periods of projected health care costs to determine the total OPEB liability as of June 30, 2021.

Sensitivity of the District's Proportionate Share of the Net OPEB Asset to Changes in the Discount and Health Care Cost Trend Rate - The following table represents the net OPEB asset as of June 30, 2021, calculated using the current period discount rate assumption of 7.00%, as well as what the net OPEB asset would be if it were calculated using a discount rate that is one percentage point lower (6.00%) or one percentage point higher (8.00%) than the current assumption. Also shown is the net OPEB asset as if it were calculated using health care cost trend rates that are one percentage point lower or one percentage point higher than the current health care cost trend rates.

	1% Decrease	Current Discount Rate	1% Increase
	District's proportionate share of the net OPEB asset	\$ 677,399	\$ (802,752)

	1% Decrease	Current Trend Rate	1% Increase
	District's proportionate share of the net OPEB asset	\$ 903,223	\$ (802,752)

**COLONEL CRAWFORD LOCAL SCHOOL DISTRICT
CRAWFORD COUNTY, OHIO**

NOTES TO THE BASIC FINANCIAL STATEMENTS
FOR THE FISCAL YEAR ENDED JUNE 30, 2022

NOTE 13 - BUDGETARY BASIS OF ACCOUNTING

While reporting financial position, results of operations, and changes in fund balance on the basis of generally accepted accounting principles (GAAP), the budgetary basis as provided by law is based upon accounting for certain transactions on a basis of cash receipts and disbursements.

The statement of revenue, expenditures and changes in fund balance - budget and actual (non-GAAP budgetary basis) presented for the general fund is presented on the budgetary basis to provide a meaningful comparison of actual results with the budget. The major differences between the budget basis and the GAAP basis are that:

- (a) Revenues and other financing sources are recorded when received in cash (budget basis) as opposed to when susceptible to accrual (GAAP basis);
- (b) Expenditures and other financing uses are recorded when paid in cash (budget basis) as opposed to when the liability is incurred (GAAP basis);
- (c) In order to determine compliance with Ohio law, and to reserve that portion of the applicable appropriation, total outstanding encumbrances (budget basis) are recorded as the equivalent of an expenditure, as opposed to assigned or committed fund balance for that portion of outstanding encumbrances not already recognized as an account payable (GAAP basis);
- (d) Advances-in and advances-out are operating transactions (budget basis) as opposed to balance sheet transactions (GAAP basis); and,
- (e) Some funds are included in the general fund (GAAP basis), but have separate legally adopted budgets (budget basis).

The adjustments necessary to convert the results of operations for the year on the budget basis to the GAAP basis for the general fund is as follows:

Net Change in Fund Balance

	<u>General fund</u>
Budget basis	\$ 403,828
Net adjustment for revenue accruals	123,674
Net adjustment for expenditure accruals	(625,863)
Net adjustment for other sources/uses	184,210
Funds budgeted elsewhere	25,188
Adjustment for encumbrances	196,432
GAAP basis	\$ 307,469

Certain funds that are legally budgeted in separate special revenue funds are considered part of the general fund on a GAAP basis. This includes the public school support fund, other grants fund, the special enterprise fund, the NWDAB tournament fund, and the termination benefits fund.

**COLONEL CRAWFORD LOCAL SCHOOL DISTRICT
CRAWFORD COUNTY, OHIO**

NOTES TO THE BASIC FINANCIAL STATEMENTS
FOR THE FISCAL YEAR ENDED JUNE 30, 2022

NOTE 14 - CONTINGENCIES

A. Grants

The District receives significant financial assistance from numerous federal, State and local agencies in the form of grants. The disbursement of funds received under these programs generally requires compliance with terms and conditions specified in the grant agreements and are subject to audit by the grantor agencies. Any disallowed claims resulting from such audits could become a liability of the District. However, in the opinion of management, any such disallowed claims will not have a material effect on the financial position of the District.

B. Litigation

The District is involved in no material litigation as either plaintiff or defendant.

NOTE 15 - SET-ASIDES

The District is required by State law to annually set-aside certain general fund revenue amounts, as defined by statutory formula, for the acquisition and construction of capital improvements. Amounts not spent by the end of the fiscal year or offset by similarly restricted resources received during the year must be held in cash at fiscal year-end. This amount must be carried forward to be used for the same purpose in future years. Expenditures exceeding the set-aside requirement may not be carried forward to the next fiscal year.

The following cash-basis information describes the change in the fiscal year-end set-aside amount for capital improvements. Disclosure of this information is required by State statute.

	<u>Capital Improvements</u>
Set-aside balance June 30, 2021	\$ -
Current year set-aside requirement	176,829
Prior year offset from bond proceeds	<u>(176,829)</u>
Total	<u>\$ -</u>
Balance carried forward to fiscal year 2023	<u>\$ -</u>
Set-aside balance June 30, 2022	<u>\$ -</u>

The District has \$12,013,912 in debt proceeds that will be available in future fiscal years as a capital improvement offset.

NOTE 16 - CONTRACTUAL AND OTHER COMMITMENTS

The District utilizes encumbrance accounting as part of its budgetary controls. Encumbrances outstanding at year end may be reported as part of restricted, committed, or assigned classifications of fund balance. At year end, the District's commitments for encumbrances in the governmental funds were as follows:

	<u>Year-End Encumbrances</u>
<u>Fund</u>	
General fund	\$ 172,075
Other governmental	<u>325,661</u>
Total	<u>\$ 497,736</u>

**COLONEL CRAWFORD LOCAL SCHOOL DISTRICT
CRAWFORD COUNTY, OHIO**

**NOTES TO THE BASIC FINANCIAL STATEMENTS
FOR THE FISCAL YEAR ENDED JUNE 30, 2022**

NOTE 17 - COVID-19

The United States and the State of Ohio declared a state of emergency in March of 2020 due to the COVID-19 pandemic. Ohio's state of emergency ended in June, 2021 while the national state of emergency continues. During fiscal year 2022, the District received COVID-19 funding. The financial impact of COVID-19 and the continuing emergency measures may impact subsequent periods of the District. The impact on the District's future operating costs, revenues, and additional recovery from emergency funding, either federal or state, cannot be estimated.

NOTE 18 - SUBSEQUENT EVENT

On August 1, 2022, David Sheldon became the District's Treasurer.

**COLONEL CRAWFORD LOCAL SCHOOL DISTRICT
CRAWFORD COUNTY, OHIO**

SCHEDULES OF REQUIRED SUPPLEMENTARY INFORMATION

SCHEDULE OF THE DISTRICT'S PROPORTIONATE SHARE OF
THE NET PENSION LIABILITY
SCHOOL EMPLOYEES RETIREMENT SYSTEM (SERS) OF OHIO

LAST NINE FISCAL YEARS

	<u>2022</u>	<u>2021</u>	<u>2020</u>	<u>2019</u>
District's proportion of the net pension liability	0.044984500%	0.044620200%	0.042505100%	0.040773400%
District's proportionate share of the net pension liability	\$ 1,659,798	\$ 2,951,274	\$ 2,543,155	\$ 2,335,168
District's covered payroll	\$ 1,599,314	\$ 1,550,021	\$ 1,535,052	\$ 1,411,970
District's proportionate share of the net pension liability as a percentage of its covered payroll	103.78%	190.40%	165.67%	165.38%
Plan fiduciary net position as a percentage of the total pension liability	82.86%	68.55%	70.85%	71.36%

Note: Information prior to 2014 was unavailable. Schedule is intended to show information for 10 years. Additional years will be displayed as they become available.

Amounts presented for each fiscal year were determined as of the District's measurement date which is the prior year-end.

SEE ACCOMPANYING NOTES TO THE REQUIRED SUPPLEMENTARY INFORMATION

2018	2017	2016	2015	2014
0.039221800%	0.039719600%	0.040892500%	0.043380000%	0.043380000%
\$ 2,343,416	\$ 2,907,108	\$ 2,333,366	\$ 2,195,437	\$ 2,579,669
\$ 1,271,536	\$ 1,236,907	\$ 1,231,077	\$ 1,260,527	\$ 1,272,146
184.30%	235.03%	189.54%	174.17%	202.78%
69.50%	62.98%	69.16%	71.70%	65.52%

**COLONEL CRAWFORD LOCAL SCHOOL DISTRICT
CRAWFORD COUNTY, OHIO**

SCHEDULES OF REQUIRED SUPPLEMENTARY INFORMATION

SCHEDULE OF THE DISTRICT'S PROPORTIONATE SHARE OF
THE NET PENSION LIABILITY
STATE TEACHERS RETIREMENT SYSTEM (STRS) OF OHIO

LAST NINE FISCAL YEARS

	<u>2022</u>	<u>2021</u>	<u>2020</u>	<u>2019</u>
District's proportion of the net pension liability	0.038073657%	0.037519970%	0.037346680%	0.036759750%
District's proportionate share of the net pension liability	\$ 4,868,059	\$ 9,078,498	\$ 8,258,994	\$ 8,082,644
District's covered payroll	\$ 4,734,643	\$ 4,591,100	\$ 4,491,157	\$ 4,073,764
District's proportionate share of the net pension liability as a percentage of its covered payroll	102.82%	197.74%	183.89%	198.41%
Plan fiduciary net position as a percentage of the total pension liability	87.78%	75.48%	77.40%	77.31%

Note: Information prior to 2014 was unavailable. Schedule is intended to show information for 10 years. Additional years will be displayed as they become available.

Amounts presented for each fiscal year were determined as of the District's measurement date which is the prior year-end.

SEE ACCOMPANYING NOTES TO THE REQUIRED SUPPLEMENTARY INFORMATION

2018	2017	2016	2015	2014
0.035701220%	0.035423580%	0.034455520%	0.035367310%	0.035367310%
\$ 8,480,901	\$ 11,857,340	\$ 9,522,498	\$ 8,602,554	\$ 10,247,306
\$ 4,037,114	\$ 3,762,100	\$ 3,594,857	\$ 3,613,562	\$ 3,812,792
210.07%	315.18%	264.89%	238.06%	268.76%
75.30%	66.80%	72.10%	74.70%	69.30%

**COLONEL CRAWFORD LOCAL SCHOOL DISTRICT
CRAWFORD COUNTY, OHIO**

SCHEDULES OF REQUIRED SUPPLEMENTARY INFORMATION

SCHEDULE OF DISTRICT PENSION CONTRIBUTIONS
SCHOOL EMPLOYEES RETIREMENT SYSTEM (SERS) OF OHIO

LAST TEN FISCAL YEARS

	<u>2022</u>	<u>2021</u>	<u>2020</u>	<u>2019</u>
Contractually required contribution	\$ 256,427	\$ 223,904	\$ 217,003	\$ 207,232
Contributions in relation to the contractually required contribution	<u>(256,427)</u>	<u>(223,904)</u>	<u>(217,003)</u>	<u>(207,232)</u>
Contribution deficiency (excess)	<u>\$ -</u>	<u>\$ -</u>	<u>\$ -</u>	<u>\$ -</u>
District's covered payroll	\$ 1,831,621	\$ 1,599,314	\$ 1,550,021	\$ 1,535,052
Contributions as a percentage of covered payroll	14.00%	14.00%	14.00%	13.50%

SEE ACCOMPANYING NOTES TO THE REQUIRED SUPPLEMENTARY INFORMATION

<u>2018</u>	<u>2017</u>	<u>2016</u>	<u>2015</u>	<u>2014</u>	<u>2013</u>
\$ 190,616	\$ 178,015	\$ 173,167	\$ 162,256	\$ 174,709	\$ 176,065
<u>(190,616)</u>	<u>(178,015)</u>	<u>(173,167)</u>	<u>(162,256)</u>	<u>(174,709)</u>	<u>(176,065)</u>
<u>\$ -</u>	<u>\$ -</u>	<u>\$ -</u>	<u>\$ -</u>	<u>\$ -</u>	<u>\$ -</u>
\$ 1,411,970	\$ 1,271,536	\$ 1,236,907	\$ 1,231,077	\$ 1,260,527	\$ 1,272,146
13.50%	14.00%	14.00%	13.18%	13.86%	13.84%

**COLONEL CRAWFORD LOCAL SCHOOL DISTRICT
CRAWFORD COUNTY, OHIO**

SCHEDULES OF REQUIRED SUPPLEMENTARY INFORMATION

SCHEDULE OF DISTRICT PENSION CONTRIBUTIONS
STATE TEACHERS RETIREMENT SYSTEM (STRS) OF OHIO

LAST TEN FISCAL YEARS

	<u>2022</u>	<u>2021</u>	<u>2020</u>	<u>2019</u>
Contractually required contribution	\$ 671,116	\$ 662,850	\$ 642,754	\$ 628,762
Contributions in relation to the contractually required contribution	<u>(671,116)</u>	<u>(662,850)</u>	<u>(642,754)</u>	<u>(628,762)</u>
Contribution deficiency (excess)	<u>\$ -</u>	<u>\$ -</u>	<u>\$ -</u>	<u>\$ -</u>
District's covered payroll	\$ 4,793,686	\$ 4,734,643	\$ 4,591,100	\$ 4,491,157
Contributions as a percentage of covered payroll	14.00%	14.00%	14.00%	14.00%

SEE ACCOMPANYING NOTES TO THE REQUIRED SUPPLEMENTARY INFORMATION

<u>2018</u>	<u>2017</u>	<u>2016</u>	<u>2015</u>	<u>2014</u>	<u>2013</u>
\$ 570,327	\$ 565,196	\$ 526,694	\$ 503,280	\$ 469,763	\$ 495,663
<u>(570,327)</u>	<u>(565,196)</u>	<u>(526,694)</u>	<u>(503,280)</u>	<u>(469,763)</u>	<u>(495,663)</u>
<u>\$ -</u>	<u>\$ -</u>	<u>\$ -</u>	<u>\$ -</u>	<u>\$ -</u>	<u>\$ -</u>
\$ 4,073,764	\$ 4,037,114	\$ 3,762,100	\$ 3,594,857	\$ 3,613,562	\$ 3,812,792
14.00%	14.00%	14.00%	14.00%	13.00%	13.00%

**COLONEL CRAWFORD LOCAL SCHOOL DISTRICT
CRAWFORD COUNTY, OHIO**

SCHEDULES OF REQUIRED SUPPLEMENTARY INFORMATION

SCHEDULE OF THE DISTRICT'S PROPORTIONATE SHARE OF
THE NET OPEB LIABILITY
SCHOOL EMPLOYEES RETIREMENT SYSTEM (SERS) OF OHIO

LAST SIX FISCAL YEARS

	<u>2022</u>	<u>2021</u>	<u>2020</u>	<u>2019</u>
District's proportion of the net OPEB liability	0.045595700%	0.045547900%	0.043100500%	0.041161900%
District's proportionate share of the net OPEB liability	\$ 862,936	\$ 989,905	\$ 1,083,887	\$ 1,141,942
District's covered payroll	\$ 1,599,314	\$ 1,550,021	\$ 1,535,052	\$ 1,411,970
District's proportionate share of the net OPEB liability as a percentage of its covered payroll	53.96%	63.86%	70.61%	80.88%
Plan fiduciary net position as a percentage of the total OPEB liability	24.08%	18.17%	15.57%	13.57%

Note: Information prior to 2017 was unavailable. Schedule is intended to show information for 10 years. Additional years will be displayed as they become available.

Amounts presented for each fiscal year were determined as of the District's measurement date which is the prior year-end.

SEE ACCOMPANYING NOTES TO THE REQUIRED SUPPLEMENTARY INFORMATION

<u>2018</u>	<u>2017</u>
0.039419000%	0.040080410%
\$ 1,057,902	\$ 1,142,440
\$ 1,271,536	\$ 1,236,907
83.20%	92.36%
12.46%	11.49%

**COLONEL CRAWFORD LOCAL SCHOOL DISTRICT
CRAWFORD COUNTY, OHIO**

SCHEDULES OF REQUIRED SUPPLEMENTARY INFORMATION

SCHEDULE OF THE DISTRICT'S PROPORTIONATE SHARE OF
THE NET OPEB LIABILITY/ASSET
STATE TEACHERS RETIREMENT SYSTEM (STRS) OF OHIO

LAST SIX FISCAL YEARS

	<u>2022</u>	<u>2021</u>	<u>2020</u>	<u>2019</u>
District's proportion of the net OPEB liability/asset	0.038073657%	0.037519970%	0.037346680%	0.036759750%
District's proportionate share of the net OPEB liability/(asset)	\$ (802,752)	\$ (659,413)	\$ (618,551)	\$ (590,692)
District's covered payroll	\$ 4,734,643	\$ 4,591,100	\$ 4,491,157	\$ 4,073,764
District's proportionate share of the net OPEB liability/asset as a percentage of its covered payroll	16.95%	14.36%	13.77%	14.50%
Plan fiduciary net position as a percentage of the total OPEB liability/asset	174.73%	182.10%	174.70%	176.00%

Note: Information prior to 2017 was unavailable. Schedule is intended to show information for 10 years. Additional years will be displayed as they become available.

Amounts presented for each fiscal year were determined as of the District's measurement date which is the prior year-end.

SEE ACCOMPANYING NOTES TO THE REQUIRED SUPPLEMENTARY INFORMATION

<u>2018</u>	<u>2017</u>
0.035701220%	0.035423580%
\$ 1,392,930	\$ 1,894,462
\$ 4,037,114	\$ 3,762,100
34.50%	50.36%
47.10%	37.30%

**COLONEL CRAWFORD LOCAL SCHOOL DISTRICT
CRAWFORD COUNTY, OHIO**

SCHEDULES OF REQUIRED SUPPLEMENTARY INFORMATION

SCHEDULE OF DISTRICT OPEB CONTRIBUTIONS
SCHOOL EMPLOYEES RETIREMENT SYSTEM (SERS) OF OHIO

LAST TEN FISCAL YEARS

	<u>2022</u>	<u>2021</u>	<u>2020</u>	<u>2019</u>
Contractually required contribution	\$ 27,942	\$ 25,647	\$ 25,693	\$ 31,832
Contributions in relation to the contractually required contribution	<u>(27,942)</u>	<u>(25,647)</u>	<u>(25,693)</u>	<u>(31,832)</u>
Contribution deficiency (excess)	<u>\$ -</u>	<u>\$ -</u>	<u>\$ -</u>	<u>\$ -</u>
District's covered payroll	\$ 1,831,621	\$ 1,599,314	\$ 1,550,021	\$ 1,535,052
Contributions as a percentage of covered payroll	1.53%	1.60%	1.66%	2.07%

SEE ACCOMPANYING NOTES TO THE REQUIRED SUPPLEMENTARY INFORMATION

<u>2018</u>	<u>2017</u>	<u>2016</u>	<u>2015</u>	<u>2014</u>	<u>2013</u>
\$ 28,397	\$ 19,717	\$ 19,547	\$ 31,597	\$ 22,878	\$ 19,232
<u>(28,397)</u>	<u>(19,717)</u>	<u>(19,547)</u>	<u>(31,597)</u>	<u>(22,878)</u>	<u>(19,232)</u>
<u>\$ -</u>	<u>\$ -</u>	<u>\$ -</u>	<u>\$ -</u>	<u>\$ -</u>	<u>\$ -</u>
\$ 1,411,970	\$ 1,271,536	\$ 1,236,907	\$ 1,231,077	\$ 1,260,527	\$ 1,272,146
2.01%	1.55%	1.58%	2.57%	1.81%	1.51%

**COLONEL CRAWFORD LOCAL SCHOOL DISTRICT
CRAWFORD COUNTY, OHIO**

SCHEDULES OF REQUIRED SUPPLEMENTARY INFORMATION

SCHEDULE OF DISTRICT OPEB CONTRIBUTIONS
STATE TEACHERS RETIREMENT SYSTEM (STRS) OF OHIO

LAST TEN FISCAL YEARS

	<u>2022</u>	<u>2021</u>	<u>2020</u>	<u>2019</u>
Contractually required contribution	\$ -	\$ -	\$ -	\$ -
Contributions in relation to the contractually required contribution	<u>-</u>	<u>-</u>	<u>-</u>	<u>-</u>
Contribution deficiency (excess)	<u>\$ -</u>	<u>\$ -</u>	<u>\$ -</u>	<u>\$ -</u>
District's covered payroll	\$ 4,793,686	\$ 4,734,643	\$ 4,591,100	\$ 4,491,157
Contributions as a percentage of covered payroll	0.00%	0.00%	0.00%	0.00%

SEE ACCOMPANYING NOTES TO THE REQUIRED SUPPLEMENTARY INFORMATION

<u>2018</u>	<u>2017</u>	<u>2016</u>	<u>2015</u>	<u>2014</u>	<u>2013</u>
\$ -	\$ -	\$ -	\$ -	\$ 37,367	\$ 38,128
-	-	-	-	(37,367)	(38,128)
<u>\$ -</u>	<u>\$ -</u>	<u>\$ -</u>	<u>\$ -</u>	<u>\$ -</u>	<u>\$ -</u>
\$ 4,073,764	\$ 4,037,114	\$ 3,762,100	\$ 3,594,857	\$ 3,613,562	\$ 3,812,792
0.00%	0.00%	0.00%	0.00%	1.00%	1.00%

**COLONEL CRAWFORD LOCAL SCHOOL DISTRICT
CRAWFORD COUNTY, OHIO**

NOTES TO THE REQUIRED SUPPLEMENTARY INFORMATION
FOR THE FISCAL YEAR ENDED JUNE 30, 2022

PENSION

SCHOOL EMPLOYEES RETIREMENT SYSTEM (SERS) OF OHIO

Changes in benefit terms :

- There were no changes in benefit terms from the amounts reported for fiscal years 2014-2017.
- For fiscal year 2018, SERS changed from a fixed 3% annual increase to a Cost of Living Adjustment (COLA) based on the changes in the Consumer Price Index (CPI-W), with a cap of 2.5% and a floor of 0%.
- There were no changes in benefit terms from the amounts previously reported for fiscal year 2019.
- There were no changes in benefit terms from the amounts previously reported for fiscal year 2020.
- There were no changes in benefit terms from the amounts previously reported for fiscal year 2021.
- For fiscal year 2022, SERS changed from a Cost of Living Adjustment (COLA) of 2.5% to 2.0%.

Changes in assumptions :

- There were no changes in methods and assumptions used in the calculation of actuarial determined contributions for fiscal years 2014-2016.
- For fiscal year 2017, the following changes of assumptions affected the total pension liability since the prior measurement date: (a) the assumed rate of inflation was reduced from 3.25% to 3.00%, (b) payroll growth assumption was reduced from 4.00% to 3.50%, (c) assumed real wage growth was reduced from 0.75% to 0.50%, (d) rates of withdrawal, retirement and disability were updated to reflect recent experience, (e) mortality among active members was updated to RP-2014 Blue Collar Mortality Table with fully generational projection and a five year age set-back for both males and females, (f) mortality among service retired members and beneficiaries was updated to the following RP-2014 Blue Collar Mortality Table with fully generational projection with Scale BB, 120% of male rates and 110% of female rates, (g) mortality among disabled members was updated to RP-2000 Disabled Mortality Table, 90% for male rates and 100% for female rates, set back five years is used for the period after disability retirement and (h) the discount rate was reduced from 7.75% to 7.50%.
- There were no changes in methods and assumptions used in the calculation of actuarial determined contributions for fiscal year 2018.
- There were no changes in methods and assumptions used in the calculation of actuarial determined contributions for fiscal year 2019.
- There were no changes in methods and assumptions used in the calculation of actuarial determined contributions for fiscal year 2020.
- There were no changes in methods and assumptions used in the calculation of actuarial determined contributions for fiscal year 2021.
- For fiscal year 2022, the following changes of assumptions affected the total pension liability since the prior measurement date: (a) wage inflation decreased from 3.00% to 2.40%, (b) future salary increases changed from 3.50%-18.20% to 3.25%-13.58%, (c) investment rate of return decreased from 7.50% to 7.00%, (d) discount rate decreased from 7.50% to 7.00% and (e) mortality tables changed from the RP-2014 Blue Collar mortality table to the PUB-2010 General Employee Amount Weight Below Median Healthy Retiree mortality table.

STATE TEACHERS RETIREMENT SYSTEM (STRS) OF OHIO

Changes in benefit terms :

- There were no changes in benefit terms from the amounts reported for fiscal years 2014-2017.
- For fiscal year 2018, STRS decreased the Cost of Living Adjustment (COLA) to zero.
- There were no changes in benefit terms from amounts previously reported for fiscal year 2019.
- There were no changes in benefit terms from amounts previously reported for fiscal year 2020.
- There were no changes in benefit terms from amounts previously reported for fiscal year 2021.
- There were no changes in benefit terms from amounts previously reported for fiscal year 2022.

(Continued)

COLONEL CRAWFORD LOCAL SCHOOL DISTRICT
CRAWFORD COUNTY, OHIO

NOTES TO THE REQUIRED SUPPLEMENTARY INFORMATION (CONTINUED)
FOR THE FISCAL YEAR ENDED JUNE 30, 2022

PENSION (CONTINUED)

Changes in assumptions :

- There were no changes in methods and assumptions used in the calculation of actuarial determined contributions for fiscal years 2014-2017.
- For fiscal year 2018, the following changes of assumption affected the total pension liability since the prior measurement date: (a) the long-term expected rate of return was reduced from 7.75% to 7.45%, (b) the inflation assumption was lowered from 2.75% to 2.50%, (c) the payroll growth assumption was lowered to 3.00%, (d) total salary increases rate was lowered by decreasing the merit component of the individual salary increases, in addition to a decrease of 0.25% due to lower inflation, (e) the healthy and disabled mortality assumptions were updated to the RP-2014 mortality tables with generational improvement scale MP-2016 and (f) rates of retirement, termination and disability were modified to better reflect anticipated future experience.
- There were no changes in methods and assumptions used in the calculation of actuarial determined contributions for fiscal year 2019.
- There were no changes in methods and assumptions used in the calculation of actuarial determined contributions for fiscal year 2020.
- There were no changes in methods and assumptions used in the calculation of actuarial determined contributions for fiscal year 2021.
- For fiscal year 2022, the following changes of assumption affected the total pension liability since the prior measurement date: (a) the long-term expected rate of return was reduced from 7.45% to 7.00% and (b) the discount rate of return was reduced from 7.45% to 7.00%.

OTHER POSTEMPLOYMENT BENEFITS (OPEB)

SCHOOL EMPLOYEES RETIREMENT SYSTEM (SERS) OF OHIO

Changes in benefit terms :

- There were no changes in benefit terms from the amounts reported for fiscal years 2014-2022.

Changes in assumptions :

- There were no changes in methods and assumptions used in the calculation of actuarial determined contributions for fiscal year 2017.
- For fiscal year 2018, the following changes of assumptions affected the total OPEB liability since the prior measurement date: (a) assumed rate of inflation was reduced from 3.25% to 3.00%, (b) payroll growth assumption was reduced from 4.00% to 3.50%, (c) assumed real wage growth was reduced from 0.75% to 0.50%, (d) rates of withdrawal, retirement, and disability were updated to reflect recent experience, (e) mortality among active members was updated to the following: RP-2014 Blue Collar Mortality Table with fully generational projection and a five-year age set-back for both males and females, (f) mortality among service retired members and beneficiaries was updated to the following: RP-2014 Blue Collar Mortality Table with fully generational projection with Scale BB, 120% of male rates, and 110% of female rates, (g) mortality among disabled members was updated to the following: RP-2000 Disabled Mortality Table, 90% for male rates and 100% for female rates, set back five years is used for the period after disability retirement, (h) the municipal bond index rate increased from 2.92% to 3.56% and (i) the single equivalent interest rate, net of plan investment expense, including price inflation increased from 2.98% to 3.63%.
- For fiscal year 2019, the following changes of assumptions affected the total OPEB liability since the prior measurement date: (a) the discount rate increased from 3.63% to 3.70%, (b) the health care cost trend rates for Medicare were changed from a range of 5.50%-5.00% to a range of 5.375%-4.75% and Pre-Medicare were changed from a range of 7.50%-5.00% to a range of 7.25%-4.75%, (c) the municipal bond index rate increased from 3.56% to 3.62% and (d) the single equivalent interest rate, net of plan investment expense, including price inflation increased from 3.63% to 3.70%.
- For fiscal year 2020, the following changes of assumptions affected the total OPEB liability since the prior measurement date: (a) the discount rate decreased from 3.70% to 3.22%, (b) the health care cost trend rates for Medicare were changed from a range of 5.375%-4.75% to a range of 5.25%-4.75% and Pre-Medicare were changed from a range of 7.25%-4.75% to a range of 7.00%-4.75%, (c) the municipal bond index rate decreased from 3.62% to 3.13% and (d) the single equivalent interest rate, net of plan investment expense, including price inflation decreased from 3.70% to 3.22%.
- For fiscal year 2021, the following changes of assumptions affected the total OPEB liability since the prior measurement date: (a) the discount rate decreased from 3.22% to 2.63% and (b) the municipal bond index rate decreased from 3.13% to 2.45%.
- For fiscal year 2022, the following changes of assumptions affected the total pension liability since the prior measurement date: (a) wage inflation decreased from 3.00% to 2.40%, (b) future salary increases changed from 3.50%-18.20% to 3.25%-13.58%, (c) investment rate of return decreased from 7.50% to 7.00%, (d) discount rate decreased from 7.50% to 7.00% and (e) mortality tables changed from the RP-2014 Blue Collar mortality table to the PUB-2010 General Employee Amount Weight Below Median Healthy Retiree mortality table.

(Continued)

**COLONEL CRAWFORD LOCAL SCHOOL DISTRICT
CRAWFORD COUNTY, OHIO**

NOTES TO THE REQUIRED SUPPLEMENTARY INFORMATION (CONTINUED)
FOR THE FISCAL YEAR ENDED JUNE 30, 2022

OTHER POSTEMPLOYMENT BENEFITS (OPEB) (CONTINUED)

STATE TEACHERS RETIREMENT SYSTEM (STRS) OF OHIO

Changes in benefit terms :

- There were no changes in benefit terms from the amounts previously reported for fiscal year 2017.
- For fiscal year 2018, STRS reduced the subsidy multiplier for non-Medicare benefit recipients from 2.1% to 1.9% per year of service. Medicare Part B premium reimbursements were discontinued for certain survivors and beneficiaries and all remaining Medicare Part B premium reimbursements will be discontinued beginning January 2019.
- For fiscal year 2019, STRS increased the subsidy multiplier for non-Medicare benefit recipients from 1.9% to 1.944% per year of service effective January 1, 2019. The non-Medicare frozen subsidy base premium was increased January 1, 2019 and all remaining Medicare Part B premium reimbursements will be discontinued beginning January 1, 2020.
- For fiscal year 2020, STRS increased the subsidy percentage from 1.944% to 1.984% effective January 1, 2020. The Medicare subsidy percentages were adjusted effective January 1, 2021 to 2.1% for the Medicare plan. The Medicare Part B monthly reimbursement elimination date was postponed to January 1, 2021.
- For fiscal year 2021, the non-Medicare subsidy percentage was increased effective January 1, 2021 from 1.984% to 2.055% per year of service. The non-Medicare frozen subsidy base premium was increased effective January 1, 2021. The Medicare subsidy percentages were adjusted effective January 1, 2021 to 2.1% for the AMA Medicare plan. The Medicare Part B monthly reimbursement elimination date was postponed indefinitely.
- For fiscal year 2022, the non-Medicare subsidy percentage was increased effective January 1, 2022 from 2.055% to 2.100%. The non-Medicare frozen subsidy base premium was increased effective January 1, 2022. The Medicare Part D subsidy was updated to reflect it is expected to be negative in CY2022. The Part B monthly reimbursement elimination date was postponed indefinitely.

Changes in assumptions :

- There were no changes in methods and assumptions used in the calculation of actuarial determined contributions for fiscal year 2017.
- For fiscal year 2018, the following changes of assumptions affected the total OPEB liability since the prior measurement date: (a) the discount rate was increased from 3.26% to 4.13% based on the methodology defined under GASB Statement No. 74, Financial Reporting for Postemployment Benefit Plans Other Than Pension Plans (OPEB), (b) the long term expected rate of return was reduced from 7.75% to 7.45%, (c) valuation year per capita health care costs were updated, and the salary scale was modified, (d) the percentage of future retirees electing each option was updated based on current data and the percentage of future disabled retirees and terminated vested participants electing health coverage were decreased and (e) the assumed mortality, disability, retirement, withdrawal and future health care cost trend rates were modified along with the portion of rebated prescription drug costs.
- For fiscal year 2019, the following changes of assumptions affected the total OPEB liability/asset since the prior measurement date: (a) the discount rate was increased from the blended rate of 4.13% to the long-term expected rate of return of 7.45% based on the methodology defined under GASB Statement No. 74, Financial Reporting for Postemployment Benefit Plans Other Than Pension Plans (OPEB) and (b) decrease in health care cost trend rates from 6.00%-11.00% initial; 4.50% ultimate down to Medical Pre-Medicare 6.00% and Medicare 5.00% initial; 4.00% ultimate and Prescription Drug Pre-Medicare 8.00% and Medicare (5.23%) initial; 4.00% ultimate.
- For fiscal year 2020, health care cost trend rates were changed to the following: medical pre-Medicare from 6.00% initial - 4.00% ultimate down to 5.87% initial - 4.00% ultimate; medical Medicare from 5.00% initial - 4.00% ultimate down to 4.93% initial - 4.00% ultimate; prescription drug pre-Medicare from 8.00% initial - 4.00% ultimate down to 7.73% initial - 4.00% ultimate and (5.23%) initial - 4.00% ultimate up to 9.62% initial - 4.00% ultimate.
- For fiscal year 2021, health care cost trend rates were changed to the following: medical pre-Medicare from 5.87% initial - 4.00% ultimate down to 5.00% initial - 4.00% ultimate; medical Medicare from 4.93% initial - 4.00% ultimate down to -6.69% initial - 4.00% ultimate; prescription drug pre-Medicare from 7.73% initial - 4.00% ultimate down to 6.50% initial - 4.00% ultimate; prescription drug Medicare from 9.62% initial - 4.00% ultimate up to 11.87% initial - 4.00% ultimate.
- For fiscal year 2022, the following changes of assumption affected the total OPEB liability since the prior measurement date: (a) the long-term expected rate of return was reduced from 7.45% to 7.00%, (b) the discount rate of return was reduced from 7.45% to 7.00% and (c) health care cost trend rates were changed to the following: medical Medicare from -6.69% initial - 4.00% ultimate down to -16.18% initial - 4.00% ultimate; prescription drug Medicare from 11.87% initial - 4.00% ultimate up to 29.98% initial - 4.00% ultimate.

**COLONEL CRAWFORD LOCAL SCHOOL DISTRICT
CRAWFORD COUNTY**

**SCHEDULE OF EXPENDITURES OF FEDERAL AWARDS
FOR THE YEAR ENDED JUNE 30, 2022**

FEDERAL GRANTOR <i>Passed Through Grantor</i> Program / Cluster Title	Federal AL Number	Total Federal Expenditures
<u>U.S. DEPARTMENT OF AGRICULTURE</u>		
<i>Passed through the Ohio Department of Education</i>		
Child Nutrition Cluster:		
Non-Cash Assistance		
National School Lunch Program	10.555	8,712
Cash Assistance		
School Breakfast Program	10.553	207,970
National School Lunch Program		
National School Lunch Program	10.555	474,770
COVID-19 National School Lunch Program	10.555	40,251
Total National School Lunch Program		<u>515,021</u>
Total Cash Assistance		<u>722,991</u>
Total Child Nutrition Cluster		<u>731,703</u>
COVID-19 Pandemic EBT Administrative Costs	10.649	614
Total U.S. Department of Agriculture		<u>732,317</u>
<u>U.S. DEPARTMENT OF EDUCATION</u>		
<i>Passed through the Ohio Department of Education</i>		
Title I Grant to Local Educational Agencies	84.010A	95,458
Special Education Grants to States (Special Education Cluster)	84.027A	204,014
Supporting Effective Instruction State Grants	84.367A	9,239
Student Support and Academic Enrichment Program	84.424A	20,537
COVID-19 Education Stabilization Fund:		
COVID-19 Education Stabilization Fund (ESSER II)	84.425D	246,747
COVID-19 Education Stabilization Fund (ARP ESSER)	84.425U	1,800
Total COVID-19 Education Stabilization Fund		<u>248,547</u>
Total U.S. Department of Education		<u>577,795</u>
TOTAL EXPENDITURES OF FEDERAL AWARDS		<u>\$ 1,310,112</u>

The accompanying notes are an integral part of this schedule.

**COLONEL CRAWFORD LOCAL SCHOOL DISTRICT
CRAWFORD COUNTY**

**NOTES TO THE SCHEDULE OF EXPENDITURES OF FEDERAL AWARDS
2 CFR 200.510(b)(6)
FOR THE YEAR ENDED JUNE 30, 2022**

NOTE A – BASIS OF PRESENTATION

The accompanying Schedule of Expenditures of Federal Awards (the Schedule) includes the federal award activity of Colonel Crawford Local School District, Crawford County, Ohio, (the District) under programs of the federal government for the year ended June 30, 2022. The information on this Schedule is prepared in accordance with the requirements of Title 2 U.S. *Code of Federal Regulations* Part 200, *Uniform Administrative Requirements, Cost Principles, and Audit Requirements for Federal Awards* (Uniform Guidance). Because the Schedule presents only a selected portion of the operations of the District, it is not intended to and does not present the financial position or changes in net position of the District.

NOTE B – SUMMARY OF SIGNIFICANT ACCOUNTING POLICIES

Expenditures reported on the Schedule are reported on the cash basis of accounting. Such expenditures are recognized following the cost principles contained in Uniform Guidance wherein certain types of expenditures may or may not be allowable or may be limited as to reimbursement.

NOTE C – INDIRECT COST RATE

The District has elected not to use the 10-percent de minimis indirect cost rate as allowed under the Uniform Guidance.

NOTE D - CHILD NUTRITION CLUSTER

The District commingles cash receipts from the U.S. Department of Agriculture with similar State grants. When reporting expenditures on this Schedule, the District assumes it expends federal monies first.

NOTE E – FOOD DONATION PROGRAM

The District reports commodities consumed on the Schedule at the entitlement value. The District allocated donated food commodities to the respective program that benefitted from the use of those donated food commodities.

OHIO AUDITOR OF STATE KEITH FABER



88 East Broad Street
Columbus, Ohio 43215
ContactUs@ohioauditor.gov
(800) 282-0370

INDEPENDENT AUDITOR'S REPORT ON INTERNAL CONTROL OVER FINANCIAL REPORTING AND ON COMPLIANCE AND OTHER MATTERS REQUIRED BY GOVERNMENT AUDITING STANDARDS

Colonel Crawford Local School District
Crawford County
2303 State Route 602
North Robinson, Ohio 44856

To the Board of Education:

We have audited, in accordance with the auditing standards generally accepted in the United States of America and the standards applicable to financial audits contained in *Government Auditing Standards* issued by the Comptroller General of the United States (*Government Auditing Standards*), the financial statements of the governmental activities, each major fund, and the aggregate remaining fund information of the Colonel Crawford Local School District, Crawford County, Ohio, (the District) as of and for the year ended June 30, 2022, and the related notes to the financial statements, which collectively comprise the District's basic financial statements and have issued our report thereon dated February 28, 2023, wherein we noted the financial impact of COVID-19 and the continuing emergency measures may impact subsequent periods of the District.

Report on Internal Control Over Financial Reporting

In planning and performing our audit of the financial statements, we considered the District's internal control over financial reporting (internal control) as a basis for designing audit procedures that are appropriate in the circumstances for the purpose of expressing our opinions on the financial statements, but not for the purpose of expressing an opinion on the effectiveness of the District's internal control. Accordingly, we do not express an opinion on the effectiveness of the District's internal control.

A *deficiency in internal control* exists when the design or operation of a control does not allow management or employees, in the normal course of performing their assigned functions, to prevent, or detect and correct misstatements on a timely basis. A *material weakness* is a deficiency, or a combination of deficiencies, in internal control, such that there is a reasonable possibility that a material misstatement of the District's financial statements will not be prevented, or detected and corrected, on a timely basis. A *significant deficiency* is a deficiency, or a combination of deficiencies, in internal control that is less severe than a material weakness, yet important enough to merit attention by those charged with governance.

Our consideration of internal control was for the limited purpose described in the first paragraph of this section and was not designed to identify all deficiencies in internal control that might be material weaknesses or significant deficiencies. Given these limitations, during our audit we did not identify any deficiencies in internal control that we consider to be material weaknesses. However, material weaknesses or significant deficiencies may exist that were not identified.

Report on Compliance and Other Matters

As part of obtaining reasonable assurance about whether the District's financial statements are free from material misstatement, we performed tests of its compliance with certain provisions of laws, regulations, contracts, and grant agreements, noncompliance with which could have a direct and material effect on the financial statements. However, providing an opinion on compliance with those provisions was not an objective of our audit and accordingly, we do not express such an opinion. The results of our tests disclosed no instances of noncompliance or other matters that are required to be reported under *Government Auditing Standards*.

Purpose of This Report

The purpose of this report is solely to describe the scope of our testing of internal control and compliance and the results of that testing, and not to provide an opinion on the effectiveness of the District's internal control or on compliance. This report is an integral part of an audit performed in accordance with *Government Auditing Standards* in considering the District's internal control and compliance. Accordingly, this communication is not suitable for any other purpose.



Keith Faber
Auditor of State
Columbus, Ohio

February 28, 2023

OHIO AUDITOR OF STATE KEITH FABER



88 East Broad Street
Columbus, Ohio 43215
ContactUs@ohioauditor.gov
(800) 282-0370

INDEPENDENT AUDITOR'S REPORT ON COMPLIANCE WITH REQUIREMENTS APPLICABLE TO THE MAJOR FEDERAL PROGRAM AND ON INTERNAL CONTROL OVER COMPLIANCE REQUIRED BY THE UNIFORM GUIDANCE

Colonel Crawford Local School District
Crawford County
2303 State Route 602
North Robinson, Ohio 44856

To the Board of Education:

Report on Compliance for the Major Federal Program

Opinion on the Major Federal Program

We have audited Colonel Crawford Local School District's, Crawford County, Ohio, (the District) compliance with the types of compliance requirements identified as subject to audit in the U.S. Office of Management and Budget (OMB) *Compliance Supplement* that could have a direct and material effect on the District's major federal program for the year ended June 30, 2022. The District's major federal program is identified in the *Summary of Auditor's Results* section of the accompanying schedule of findings.

In our opinion, the District complied, in all material respects, with the compliance requirements referred to above that could have a direct and material effect on its major federal program for the year ended June 30, 2022.

Basis for Opinion on the Major Federal Program

We conducted our audit of compliance in accordance with auditing standards generally accepted in the United States of America (GAAS); the standards applicable to financial audits contained in *Government Auditing Standards* issued by the Comptroller General of the United States (*Government Auditing Standards*); and the audit requirements of Title 2 U.S. *Code of Federal Regulations* Part 200, *Uniform Administrative Requirements, Cost Principles, and Audit Requirements for Federal Awards* (Uniform Guidance). Our responsibilities under those standards and the Uniform Guidance are further described in the *Auditor's Responsibilities for the Audit of Compliance* section of our report.

We are required to be independent of the District and to meet our other ethical responsibilities, in accordance with relevant ethical requirements relating to our audit. We believe that the audit evidence we have obtained is sufficient and appropriate to provide a basis for our opinion on compliance for the major federal program. Our audit does not provide a legal determination of the District's compliance with the compliance requirements referred to above.

Responsibilities of Management for Compliance

The District's Management is responsible for compliance with the requirements referred to above and for the design, implementation, and maintenance of effective internal control over compliance with the requirements of laws, statutes, regulations, rules, and provisions of contracts or grant agreements applicable to the District's federal programs.

Auditor's Responsibilities for the Audit of Compliance

Our objectives are to obtain reasonable assurance about whether material noncompliance with the compliance requirements referred to above occurred, whether due to fraud or error, and express an opinion on the District's compliance based on our audit. Reasonable assurance is a high level of assurance but is not absolute assurance and therefore is not a guarantee that an audit conducted in accordance with GAAS, *Government Auditing Standards*, and the Uniform Guidance will always detect material noncompliance when it exists. The risk of not detecting material noncompliance resulting from fraud is higher than for that resulting from error, as fraud may involve collusion, forgery, intentional omissions, misrepresentations, or the override of internal control. Noncompliance with the compliance requirements referred to above is considered material, if there is a substantial likelihood that, individually or in the aggregate, it would influence the judgment made by a reasonable user of the report on compliance about the District's compliance with the requirements of the major federal program as a whole.

In performing an audit in accordance with GAAS, *Government Auditing Standards*, and the Uniform Guidance, we:

- exercise professional judgment and maintain professional skepticism throughout the audit.
- identify and assess the risks of material noncompliance, whether due to fraud or error, and design and perform audit procedures responsive to those risks. Such procedures include examining, on a test basis, evidence regarding the District's compliance with the compliance requirements referred to above and performing such other procedures as we considered necessary in the circumstances.
- obtain an understanding of the District's internal control over compliance relevant to the audit in order to design audit procedures that are appropriate in the circumstances and to test and report on internal control over compliance in accordance with the Uniform Guidance, but not for the purpose of expressing an opinion on the effectiveness of the District's internal control over compliance. Accordingly, no such opinion is expressed.

We are required to communicate with those charged with governance regarding, among other matters, the planned scope and timing of the audit and any significant deficiencies and material weaknesses in internal control over compliance that we identified during the audit.

Report on Internal Control Over Compliance

A deficiency in internal control over compliance exists when the design or operation of a control over compliance does not allow management or employees, in the normal course of performing their assigned functions, to prevent, or detect and correct, noncompliance with a type of compliance requirement of a federal program on a timely basis. *A material weakness in internal control over compliance* is a deficiency, or combination of deficiencies, in internal control over compliance, such that there is a reasonable possibility that material noncompliance with a type of compliance requirement of a federal program will not be prevented, or detected and corrected, on a timely basis. *A significant deficiency in internal control over compliance* is a deficiency, or a combination of deficiencies, in internal control over compliance with a type of compliance requirement of a federal program that is less severe than a material weakness in internal control over compliance, yet important enough to merit attention by those charged with governance.

Our consideration of internal control over compliance was for the limited purpose described in the *Auditor's Responsibilities for the Audit of Compliance* section above and was not designed to identify all deficiencies in internal control over compliance that might be material weaknesses or significant deficiencies in internal control over compliance. Given these limitations, during our audit we did not identify any deficiencies in internal control over compliance that we consider to be material weaknesses, as defined above. However, material weaknesses or significant deficiencies in internal control over compliance may exist that were not identified.

Our audit was not designed for the purpose of expressing an opinion on the effectiveness of internal control over compliance. Accordingly, no such opinion is expressed.

The purpose of this report on internal control over compliance is solely to describe the scope of our testing of internal control over compliance and the results of this testing based on the requirements of the Uniform Guidance. Accordingly, this report is not suitable for any other purpose.



Keith Faber
Auditor of State
Columbus, Ohio

February 28, 2023

THIS PAGE INTENTIONALLY LEFT BLANK

**COLONEL CRAWFORD LOCAL SCHOOL DISTRICT
CRAWFORD COUNTY**

**SCHEDULE OF FINDINGS
2 CFR § 200.515
JUNE 30, 2022**

1. SUMMARY OF AUDITOR'S RESULTS

(d)(1)(i)	Type of Financial Statement Opinion	Unmodified
(d)(1)(ii)	Were there any material weaknesses in internal control reported at the financial statement level (GAGAS)?	No
(d)(1)(ii)	Were there any significant deficiencies in internal control reported at the financial statement level (GAGAS)?	No
(d)(1)(iii)	Was there any reported material noncompliance at the financial statement level (GAGAS)?	No
(d)(1)(iv)	Were there any material weaknesses in internal control reported for major federal programs?	No
(d)(1)(iv)	Were there any significant deficiencies in internal control reported for major federal programs?	No
(d)(1)(v)	Type of Major Programs' Compliance Opinion	Unmodified
(d)(1)(vi)	Are there any reportable findings under 2 CFR § 200.516(a)?	No
(d)(1)(vii)	Major Programs (list):	Nutrition Cluster
(d)(1)(viii)	Dollar Threshold: Type A/B Programs	Type A: > \$ 750,000 Type B: all others
(d)(1)(ix)	Low Risk Auditee under 2 CFR § 200.520?	No

**2. FINDINGS RELATED TO THE FINANCIAL STATEMENTS
REQUIRED TO BE REPORTED IN ACCORDANCE WITH GAGAS**

None

3. FINDINGS AND QUESTIONED COSTS FOR FEDERAL AWARDS

None

THIS PAGE INTENTIONALLY LEFT BLANK

OHIO AUDITOR OF STATE KEITH FABER



COLONEL CRAWFORD LOCAL SCHOOL DISTRICT

CRAWFORD COUNTY

AUDITOR OF STATE OF OHIO CERTIFICATION

This is a true and correct copy of the report, which is required to be filed pursuant to Section 117.26, Revised Code, and which is filed in the Office of the Ohio Auditor of State in Columbus, Ohio.



Certified for Release 3/16/2023

88 East Broad Street, Columbus, Ohio 43215
Phone: 614-466-4514 or 800-282-0370

This report is a matter of public record and is available online at
www.ohioauditor.gov