



OHIO AUDITOR OF STATE
KEITH FABER



**LISBON EXEMPTED VILLAGE SCHOOL DISTRICT
COLUMBIANA COUNTY
JUNE 30, 2022**

TABLE OF CONTENTS

TITLE	PAGE
Independent Auditor's Report	1
Prepared by Management:	
Management's Discussion and Analysis	5
Basic Financial Statements:	
Government-wide Financial Statements:	
Statement of Net Position	19
Statement of Activities.....	20
Fund Financial Statements:	
Balance Sheet	
Governmental Funds	21
Reconciliation of Total Governmental Fund Balances to Net Position of Governmental Activities	22
Statement of Revenues, Expenditures and Changes in Fund Balances Governmental Funds	23
Reconciliation of the Statement of Revenues, Expenditures and Changes in Fund Balances of Governmental Funds to the Statement of Activities	24
Statement of Revenues, Expenditures and Changes in Fund Balance - Budget and Actual (Non-GAAP Budgetary Basis) General Fund.....	25
Statement of Revenues, Expenditures and Changes in Fund Balance - Budget and Actual (Non-GAAP Budgetary Basis) ESSER Fund	26
Statement of Net Position – Proprietary Fund	27
Statement of Changes in Net Position – Proprietary Fund	28
Statement of Cash Flows – Proprietary Fund	29
Notes to the Basic Financial Statements	31
Required Supplementary Information:	
Schedule of the District's Proportionate Share of the Net Pension Liability (SERS)	72
Schedule of the District's Proportionate Share of the Net Pension Liability (STRS).....	74
Schedule of District Pension Contributions (SERS).....	76
Schedule of District Pension Contributions (STRS)	78

**LISBON EXEMPTED VILLAGE SCHOOL DISTRICT
COLUMBIANA COUNTY
JUNE 30, 2022**

**TABLE OF CONTENTS
(Continued)**

TITLE	PAGE
Schedule of the District's Proportionate Share of the Net OPEB Liability (SERS)	80
Schedule of the District's Proportionate Share of the Net OPEB Liability/Asset (STRS).....	82
Schedule of District OPEB Contributions (SERS).....	84
Schedule of District OPEB Contributions (STRS)	86
Notes to the Required Supplementary Information	88
Schedule of Expenditures of Federal Awards.....	91
Notes to the Schedule of Expenditures of Federal Awards	92
Independent Auditor's Report on Internal Control Over Financial Reporting and on Compliance and Other Matters Required by <i>Government Auditing Standards</i>	93
Independent Auditor's Report on Compliance with Requirements Applicable to the Major Federal Program and on Internal Control Over Compliance Required by the Uniform Guidance	95
Schedule of Findings.....	99

OHIO AUDITOR OF STATE KEITH FABER



88 East Broad Street
Columbus, Ohio 43215
ContactUs@ohioauditor.gov
(800) 282-0370

INDEPENDENT AUDITOR'S REPORT

Lisbon Exempted Village School District
Columbiana County
317 North Market Street
Lisbon, Ohio 44432

To the Board of Education:

Report on the Audit of the Financial Statements

Opinions

We have audited the financial statements of the governmental activities, each major fund, and the aggregate remaining fund information of the Lisbon Exempted Village School District, Columbiana County, Ohio (School District), as of and for the year ended June 30, 2022, and the related notes to the financial statements, which collectively comprise the School District's basic financial statements as listed in the table of contents.

In our opinion, the accompanying financial statements referred to above present fairly, in all material respects, the respective financial position of the governmental activities, each major fund, and the aggregate remaining fund information of the Lisbon Exempted Village School District, Columbiana County, Ohio as of June 30, 2022, and the respective changes in financial opinion and, where applicable, cash flows thereof and the respective budgetary comparisons for the General and ESSER funds for the year then ended in accordance with the accounting principles generally accepted in the United States of America.

Basis for Opinions

We conducted our audit in accordance with auditing standards generally accepted in the United States of America (GAAS) and the standards applicable to financial audits contained in *Government Auditing Standards*, issued by the Comptroller General of the United States. Our responsibilities under those standards are further described in the *Auditor's Responsibilities for the Audit of the Financial Statements* section of our report. We are required to be independent of the School District, and to meet our other ethical responsibilities, in accordance with the relevant ethical requirements relating to our audit. We believe that the audit evidence we have obtained is sufficient and appropriate to provide a basis for our audit opinions.

Emphasis of Matter

As discussed in Note 18 to the financial statements, the financial impact of COVID-19 and the continuing emergency measures may impact subsequent periods of the School District. Our opinion is not modified with respect to this matter.

Responsibilities of Management for the Financial Statements

Management is responsible for the preparation and fair presentation of the financial statements in accordance with accounting principles generally accepted in the United States of America, and for the design, implementation, and maintenance of internal control relevant to the preparation and fair presentation of financial statements that are free from material misstatement, whether due to fraud or error.

In preparing the financial statements, management is required to evaluate whether there are conditions or events, considered in the aggregate, that raise substantial doubt about the School District's ability to continue as a going concern for twelve months beyond the financial statement date, including any currently known information that may raise substantial doubt shortly thereafter.

Auditor's Responsibilities for the Audit of the Financial Statements

Our objectives are to obtain reasonable assurance about whether the financial statements as a whole are free from material misstatement, whether due to fraud or error, and to issue an auditor's report that includes our opinions. Reasonable assurance is a high level of assurance but is not absolute assurance and therefore is not a guarantee that an audit conducted in accordance with GAAS and *Government Auditing Standards* will always detect a material misstatement when it exists. The risk of not detecting a material misstatement resulting from fraud is higher than for one resulting from error, as fraud may involve collusion, forgery, intentional omissions, misrepresentations, or the override of internal control. Misstatements are considered material if there is a substantial likelihood that, individually or in the aggregate, they would influence the judgment made by a reasonable user based on the financial statements.

In performing an audit in accordance with GAAS and *Government Auditing Standards*, we

- exercise professional judgment and maintain professional skepticism throughout the audit.
- identify and assess the risks of material misstatement of the financial statements, whether due to fraud or error, and design and perform audit procedures responsive to those risks. Such procedures include examining, on a test basis, evidence regarding the amounts and disclosures in the financial statements.
- obtain an understanding of internal control relevant to the audit in order to design audit procedures that are appropriate in the circumstances, but not for the purpose of expressing an opinion on the effectiveness of the School District's internal control. Accordingly, no such opinion is expressed.
- evaluate the appropriateness of accounting policies used and the reasonableness of significant accounting estimates made by management, as well as evaluate the overall presentation of the financial statements.
- conclude whether, in our judgment, there are conditions or events, considered in the aggregate, that raise substantial doubt about the School District's ability to continue as a going concern for a reasonable period of time.

We are required to communicate with those charged with governance regarding, among other matters, the planned scope and timing of the audit, significant audit findings, and certain internal control-related matters that we identified during the audit.

Required Supplementary Information

Accounting principles generally accepted in the United States of America require that the *management's discussion and analysis*, and schedules of net pension and other post-employment benefit liabilities and pension and other post-employment benefit contributions, be presented to supplement the basic financial statements. Such information is the responsibility of management and, although not a part of the basic financial statements, is required by the Governmental Accounting Standards Board who considers it to be an essential part of financial reporting for placing the basic financial statements in an appropriate operational, economic, or historical context. We have applied certain limited procedures to the required supplementary information in accordance with auditing standards generally accepted in the United States of America, which consisted of inquiries of management about the methods of preparing the information and comparing the information for consistency with management's responses to our inquiries, the basic financial statements, and other knowledge we obtained during our audit of the basic financial statements. We do not express an opinion or provide any assurance on the information because the limited procedures do not provide us with sufficient evidence to express an opinion or provide any assurance.

Supplementary information

Our audit was conducted for the purpose of forming opinions on the financial statements that collectively comprise the School District's basic financial statements. The Schedule of Expenditures of Federal Awards as required by Title 2 U.S. Code of Federal Regulations (CFR) Part 200, Uniform Administrative Requirements, Cost Principles, and Audit Requirements for Federal Awards is presented for purposes of additional analysis and is not a required part of the basic financial statements.

Such information is the responsibility of management and was derived from and relates directly to the underlying accounting and other records used to prepare the basic financial statements. The information has been subjected to the auditing procedures applied in the audit of the basic financial statements and certain additional procedures, including comparing and reconciling such information directly to the underlying accounting and other records used to prepare the basic financial statements or to the basic financial statements themselves, and other additional procedures in accordance with auditing standards generally accepted in the United States of America. In our opinion, the Schedule of Expenditures of Federal Awards is fairly stated, in all material respects, in relation to the basic financial statements as a whole.

Other Reporting Required by Government Auditing Standards

In accordance with *Government Auditing Standards*, we have also issued our report dated March 16, 2023, on our consideration of the School District's internal control over financial reporting and our tests of its compliance with certain provisions of laws, regulations, contracts and grant agreements and other matters. The purpose of that report is solely to describe the scope of our testing of internal control over financial reporting and compliance and the results of that testing, and not to provide an opinion on the effectiveness of the School District's internal control over financial reporting or on compliance. That report is an integral part of an audit performed in accordance with *Government Auditing Standards* in considering the School District's internal control over financial reporting and compliance.



Keith Faber
Auditor of State
Columbus, Ohio

March 16, 2023

This page intentionally left blank.

**LISBON EXEMPTED VILLAGE SCHOOL DISTRICT
COLUMBIANA COUNTY, OHIO**

**MANAGEMENT'S DISCUSSION AND ANALYSIS
FOR THE FISCAL YEAR ENDED JUNE 30, 2022**

The discussion and analysis of the Lisbon Exempted Village School District's (the "School District") financial performance provides an overall review of the School District's financial activities for the fiscal year ended June 30, 2022. The intent of this discussion and analysis is to look at the School District's financial performance as a whole; readers should also review the transmittal letter, notes to the basic financial statements, and financial statements to enhance their understanding of the School District's financial performance.

Financial Highlights

Key financial highlights for 2022 are as follows:

- Net position of governmental activities increased \$1,367,480 from 2021's net position.
- General revenues accounted for \$8,619,500 in revenue or 67.49% of total revenues. Program specific revenues in the form of charges for services and sales, operating and capital grants and contributions accounted for \$4,151,533 or 32.51% of total revenues of \$12,771,033.
- The School District had \$11,403,553 in expenses related to governmental activities; only \$4,151,533 of these expenses was offset by program specific charges for services, operating and capital grants or contributions. General revenues supporting governmental activities (primarily taxes and unrestricted grants and entitlements) of \$8,619,500 were adequate to provide for these programs.
- The School District's major governmental funds are the general fund, the Elementary and Secondary School Emergency Relief (ESSER) fund, and the permanent improvement fund. The general fund had \$9,259,565 in revenues and other financing sources and \$8,620,654 in expenditures and other financing uses. During fiscal year 2022, the general fund's fund balance increased \$638,911 from a balance of \$2,773,791 to \$3,412,702.
- The ESSER fund had \$1,254,457 in revenues and \$1,296,658 in expenditures. During fiscal year 2022, the ESSER fund's fund balance decreased \$42,201 from \$0 to a deficit of \$42,201.
- The permanent improvement fund had \$505,812 in revenues and \$647,703 in expenditures. During fiscal year 2022, the permanent improvement fund's fund balance decreased \$141,891 from \$1,080,051 to \$938,160.

Using the Basic Financial Statements

This annual report consists of a series of financial statements and notes to those statements. These statements are organized so the reader can understand the School District as a financial whole, an entire operating entity. The statements then proceed to provide an increasingly detailed look at specific financial activities.

The statement of net position and statement of activities provide information about the activities of the whole School District, presenting both an aggregate view of the School District's finances and a longer-term view of those finances. Fund financial statements provide the next level of detail. For governmental funds, these statements tell how services were financed in the short-term as well as what remains for future spending. The fund financial statements also look at the School District's most significant funds with all other nonmajor funds presented in total in one column. In the case of the School District, the general fund, the ESSER fund, and the permanent improvement fund are by far the most significant funds, and the only governmental funds reported as major funds.

**LISBON EXEMPTED VILLAGE SCHOOL DISTRICT
COLUMBIANA COUNTY, OHIO**

**MANAGEMENT'S DISCUSSION AND ANALYSIS
FOR THE FISCAL YEAR ENDED JUNE 30, 2022**

Reporting the School District as a Whole

Statement of Net Position and the Statement of Activities

While this document contains the large number of funds used by the School District to provide programs and activities, the view of the School District as a whole looks at all financial transactions and asks the question, "How did we do financially during 2022?" The statement of net position and the statement of activities answer this question. These statements include all assets, deferred outflows of resources, liabilities, deferred inflows of resources, revenues and expenses using the accrual basis of accounting similar to the accounting used by most private-sector companies. This basis of accounting will take into account all of the current fund's revenues and expenses regardless of when cash is received or paid.

These two statements report the School District's net position and changes in that position. This change in net position is important because it tells the reader that, for the School District as a whole, the financial position of the School District has improved or diminished. The causes of this change may be the result of many factors, some financial, some not. Non-financial factors include the School District's property tax base, current property tax laws in Ohio restricting revenue growth, facility conditions, required educational programs and other factors.

In the statement of net position and statement of activities, the governmental activities include the School District's programs and services, including instruction, support services, operation and maintenance of plant, pupil transportation, extracurricular activities, and food service operations.

The School District's statement of net position and statement of activities can be found on pages 19 - 20 of this report.

Reporting the School District's Most Significant Funds

Fund Financial Statements

The analysis of the School District's major governmental funds begins on page 14. Fund financial reports provide detailed information about the School District's major funds.

The School District uses many funds to account for a multitude of financial transactions. However, these fund financial statements focus on the School District's most significant funds. The School District's major governmental funds are the general fund, the ESSER fund, and the permanent improvement fund.

Governmental Funds

Most of the School District's activities are reported in governmental funds, which focus on how money flows into and out of those funds and the balances left at year-end available for spending in future periods. These funds are reported using an accounting method called modified accrual accounting, which measures cash and all other financial assets that can readily be converted to cash. The governmental fund statements provide a detailed short-term view of the School District's general government operations and the basic services it provides. Governmental fund information helps you determine whether there are more or fewer financial resources that can be spent in the near future to finance educational programs. The relationship (or differences) between governmental activities (reported in the statement of net position and the statement of activities) and governmental funds is reconciled in the financial statements. The basic governmental fund financial statements can be found on pages 21 - 26 of this report.

Proprietary Funds

The School District maintains a proprietary fund. Internal service funds are an accounting device used to accumulate and allocate costs internally among the School District's various functions. The School District's internal service fund accounts for revenues used to account for the expenses related to the employer reimbursement to the employee for costs associated with spousal coverage medical insurance premiums. The basic proprietary fund financial statements can be found on pages 27-29 of this report.

**LISBON EXEMPTED VILLAGE SCHOOL DISTRICT
COLUMBIANA COUNTY, OHIO**

**MANAGEMENT'S DISCUSSION AND ANALYSIS
FOR THE FISCAL YEAR ENDED JUNE 30, 2022**

Reporting the School District's Fiduciary Responsibilities

The School District acts in a trustee capacity as an agent for individuals, private organizations, other governmental units and/or other funds. These activities are reported in custodial funds. The School District's fiduciary activities are reported in a separate statement of changes in fiduciary net position. These activities are excluded from the School District's other financial statements because the assets cannot be utilized by the School District to finance its operations. The School District's fiduciary activities had no activity during fiscal year 2022.

Notes to the Basic Financial Statements

The notes provide additional information that is essential to a full understanding of the data provided in the government-wide and fund financial statements. These notes to the basic financial statements can be found on pages 31 - 69.

Required Supplementary Information

Required supplementary information concerning the School District's net pension liability and net OPEB liability/asset can be found on pages 72 - 90 of this report.

**LISBON EXEMPTED VILLAGE SCHOOL DISTRICT
COLUMBIANA COUNTY, OHIO**

MANAGEMENT'S DISCUSSION AND ANALYSIS
FOR THE FISCAL YEAR ENDED JUNE 30, 2022

The School District as a Whole

The statement of net position provides the perspective of the School District as a whole. The table below provides a summary of the School District's net position for 2022 and 2021.

Net Position

	Governmental Activities	
	2022	2021
<u>Assets</u>		
Current and other assets	\$ 9,141,972	\$ 9,154,480
Net OPEB asset	704,637	593,427
Capital assets, net	13,551,177	13,611,202
Total assets	23,397,786	23,359,109
<u>Deferred outflows</u>		
Pension	2,308,705	1,950,073
OPEB	226,054	243,471
Total deferred outflows	2,534,759	2,193,544
<u>Liabilities</u>		
Current liabilities	1,071,426	1,123,944
Long-term liabilities		
Due within one year	294,697	274,162
Due in more than one year		
Net pension liability	5,232,893	9,824,038
Net OPEB liability	508,514	566,492
Other amounts	2,745,367	2,986,278
Total liabilities	9,852,897	14,774,914
<u>Deferred inflows</u>		
Property taxes	2,179,728	2,410,519
Pension	4,381,744	283,554
OPEB	1,156,807	1,089,777
Total deferred inflows	7,718,279	3,783,850
<u>Net position</u>		
Net investment in capital assets	11,105,633	10,894,509
Restricted	2,234,148	2,624,454
Unrestricted (deficit)	(4,978,412)	(6,525,074)
Total net position	\$ 8,361,369	\$ 6,993,889

The net pension liability is reported pursuant to Governmental Accounting Standards Board (GASB) Statement 68, "Accounting and Financial Reporting for Pensions—an Amendment of GASB Statement 27." The net other postemployment benefits (OPEB) liability/asset is reported pursuant to GASB Statement 75, "Accounting and Financial Reporting for Postemployment Benefits Other Than Pensions." For reasons discussed below, many end users of this financial statement will gain a clearer understanding of the School District's actual financial condition by adding deferred inflows related to pension and OPEB, the net pension liability, and the net OPEB liability to the reported net position and subtracting deferred outflows related to pension and OPEB and the net OPEB asset.

**LISBON EXEMPTED VILLAGE SCHOOL DISTRICT
COLUMBIANA COUNTY, OHIO**

MANAGEMENT'S DISCUSSION AND ANALYSIS
FOR THE FISCAL YEAR ENDED JUNE 30, 2022

GASB standards are national and apply to all government financial reports prepared in accordance with generally accepted accounting principles. Prior accounting for pensions (GASB 27) and postemployment benefits (GASB 45) focused on a funding approach. This approach limited pension and OPEB costs to contributions annually required by law, which may or may not be sufficient to fully fund each plan's *net pension liability* or *net OPEB liability*. GASB 68 and GASB 75 take an earnings approach to pension and OPEB accounting; however, the nature of Ohio's statewide pension/OPEB plans and State law governing those systems requires additional explanation in order to properly understand the information presented in these statements.

GASB 68 and GASB 75 require the net pension liability and the net OPEB liability/asset to equal the School District's proportionate share of each plan's collective:

1. Present value of estimated future pension/OPEB benefits attributable to active and inactive employees' past service.
2. Minus plan assets available to pay these benefits.

GASB notes that pension and OPEB obligations, whether funded or unfunded, are part of the "employment exchange" – that is, the employee is trading his or her labor in exchange for wages, benefits, and the promise of a future pension and other postemployment benefits. GASB noted that the unfunded portion of this promise is a present obligation of the government, part of a bargained-for benefit to the employee and should accordingly be reported by the government as a liability since they received the benefit of the exchange. However, the School District is not responsible for certain key factors affecting the balance of these liabilities. In Ohio, the employee shares the obligation of funding pension benefits with the employer. Both employer and employee contribution rates are capped by State statute. A change in these caps requires action of both Houses of the General Assembly and approval of the Governor. Benefit provisions are also determined by State statute. The Ohio Revised Code permits, but does not require, the retirement systems to provide healthcare to eligible benefit recipients. The retirement systems may allocate a portion of the employer contributions to provide for these OPEB benefits.

The employee enters the employment exchange with the knowledge that the employer's promise is limited not by contract but by law. The employer enters the exchange also knowing that there is a specific, legal limit to its contribution to the retirement system. In Ohio, there is no legal means to enforce the unfunded liability of the pension/OPEB plan *as against the public employer*. State law operates to mitigate/lessen the moral obligation of the public employer to the employee, because all parties enter the employment exchange with notice as to the law. The retirement system is responsible for the administration of the pension and OPEB plans.

Most long-term liabilities have set repayment schedules or, in the case of compensated absences (i.e. sick and vacation leave), are satisfied through paid time-off or termination payments. There is no repayment schedule for the net pension liability or the net OPEB liability. As explained above, changes in benefits, contribution rates, and return on investments affect the balance of these liabilities but are outside the control of the local government. In the event that contributions, investment returns, and other changes are insufficient to keep up with required payments, State statute does not assign/identify the responsible party for the unfunded portion. Due to the unique nature of how the net pension liability and the net OPEB liability are satisfied, these liabilities are separately identified within the long-term liability section of the statement of net position.

In accordance with GASB 68 and GASB 75, the School District's statements prepared on an accrual basis of accounting include an annual pension expense and an annual OPEB expense for their proportionate share of each plan's *change* in net pension liability and net OPEB liability/asset, respectively, not accounted for as deferred inflows/outflows.

**LISBON EXEMPTED VILLAGE SCHOOL DISTRICT
COLUMBIANA COUNTY, OHIO**

**MANAGEMENT’S DISCUSSION AND ANALYSIS
FOR THE FISCAL YEAR ENDED JUNE 30, 2022**

Over time, net position can serve as a useful indicator of a government’s financial position. At June 30, 2022, the School District’s assets plus deferred outflows of resources exceeded liabilities plus deferred inflows of resources by \$8,361,369.

At year-end, capital assets represented 57.92% of total assets. Capital assets include land, construction in progress, land improvements, buildings and improvements, furniture and equipment, and vehicles. The net investment in capital assets at June 30, 2022, was \$11,105,633. These capital assets are used to provide services to the students and are not available for future spending. Although the School District’s investment in capital assets is reported net of related debt, it should be noted that the resources to repay the debt must be provided from other sources, since capital assets may not be used to liquidate these liabilities.

Current assets decreased due to a decrease in intergovernmental receivables due to decreased reimbursable grants due to be received after the fiscal year end.

Deferred outflows related to pension increased primarily due to changes in assumptions by the State Teachers Retirement System (STRS). See Note 10 for more detail.

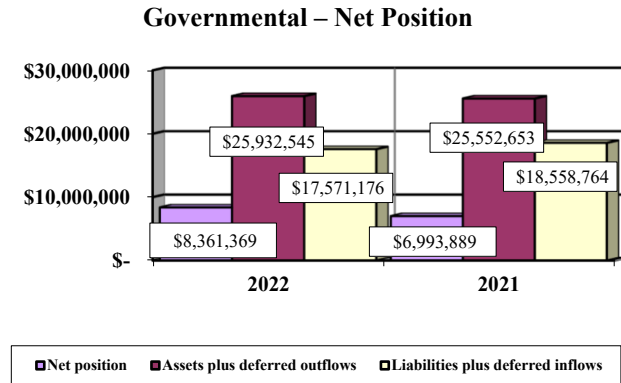
Total assets include a net OPEB asset reported by STRS. See Note 11 for more detail.

Long-term liabilities decreased primarily due to a decrease in the net pension liability. This liability is outside of the control of the School District. The School District contributes its statutorily required contributions to the pension systems; however, it’s the pension systems that collect, hold and distribute pensions and OPEB to School District employees, not the School District.

The net pension liability decreased \$4,591,145 or 46.73% and deferred inflows of resources related to pension increased \$4,098,190 or 1,445.29%. These changes were the result of changes at the pension system level for the State Teachers Retirement System (STRS) and the School Employees Retirement System (SERS). Net investment income on investments at both pension systems exceeded estimates for the fiscal year 2021 measurement that are used for the fiscal year 2022 reporting which cause a large increase in the pension systems fiduciary net position.

A portion of the School District’s net position, \$2,234,148, represents resources that are subject to external restriction on how they may be used. The balance of unrestricted net position is a deficit of \$4,978,412, which is primarily caused by the reporting of the net pension liability and net OPEB liability.

The graphs below show the assets plus deferred outflows, liabilities plus deferred inflows and net position of the governmental activities at June 30, 2022 and 2021.



**LISBON EXEMPTED VILLAGE SCHOOL DISTRICT
COLUMBIANA COUNTY, OHIO**

MANAGEMENT'S DISCUSSION AND ANALYSIS
FOR THE FISCAL YEAR ENDED JUNE 30, 2022

The table that follows shows the change in net position for fiscal years 2022 and 2021.

Change in Net Position

	<u>Governmental Activities</u>	
	<u>2022</u>	<u>2021</u>
Revenues		
Program revenues:		
Charges for services and sales	\$ 353,688	\$ 1,168,958
Operating grants and contributions	3,688,512	2,678,615
Capital grants and contributions	109,333	-
General revenues:		
Property taxes	2,573,843	2,440,397
Unrestricted contribution	-	8,655
Grants and entitlements	6,105,918	5,955,140
Investment earnings	(80,841)	854
Other	20,580	83,694
Total revenues	<u>12,771,033</u>	<u>12,336,313</u>
Expenses		
Instruction:		
Regular	4,688,954	5,339,115
Special	2,000,532	2,203,183
Vocational	35,380	33,345
Other	65,021	370
Support services:		
Pupil	851,849	956,904
Instructional staff	327,828	262,206
Board of education	51,620	40,328
Administration	838,700	861,460
Fiscal	271,536	325,121
Business	715	8,580
Operations and maintenance	880,305	786,793
Pupil transportation	317,575	292,339
Central	19,087	22,297
Operation of non-instructional services:		
Food service	551,198	539,638
Operation of non-instructional services	76,834	289,675
Extracurricular activities	295,245	229,243
Interest and fiscal charges	131,174	149,955
Total expenses	<u>11,403,553</u>	<u>12,340,552</u>
Changes in net position	1,367,480	(4,239)
Net position at beginning of year	<u>6,993,889</u>	<u>6,998,128</u>
Net position at end of year	<u>\$ 8,361,369</u>	<u>\$ 6,993,889</u>

**LISBON EXEMPTED VILLAGE SCHOOL DISTRICT
COLUMBIANA COUNTY, OHIO**

**MANAGEMENT’S DISCUSSION AND ANALYSIS
FOR THE FISCAL YEAR ENDED JUNE 30, 2022**

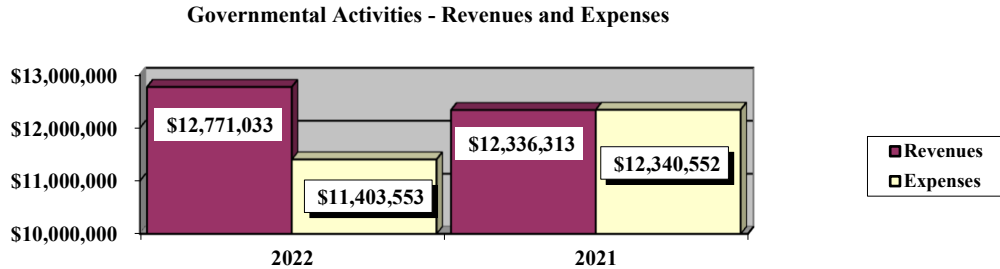
Governmental Activities

For fiscal year 2022, the net position of the School District’s governmental activities increased \$1,367,480 from 2021’s net position. Total governmental expenses of \$11,403,553 were partially offset by program revenues of \$4,151,533 and general revenues of \$8,619,500. Program revenues supported 36.41% of the total governmental expenses.

Revenues increased due to an increase in operating grants and contributions due to the School District receiving grant money from the American Rescue Plan Act (ARPA) in the ESSER fund. Tuition revenue decreased due to a decrease in open enrollment revenue. Interest earnings decreased due to a loss in fair value of the School District’s investments. The School District intends to hold investments to maturity to mitigate the risk of fair value loss.

Overall, expenses of the governmental activities decreased \$936,999 or 7.59%. This decrease is primarily the result of a decrease in pension expense. Pension expense decreased \$1,077,102. This decrease was the result of a decrease in expenses incurred at the pension system level for the State Teachers Retirement System (STRS) and the School Employees Retirement System (SERS) due to an increase in net investment income on investments compared to previous years.

The graph below presents the School District’s governmental activities revenue and expenses for fiscal year 2022 and 2021.



**LISBON EXEMPTED VILLAGE SCHOOL DISTRICT
COLUMBIANA COUNTY, OHIO**

**MANAGEMENT'S DISCUSSION AND ANALYSIS
FOR THE FISCAL YEAR ENDED JUNE 30, 2022**

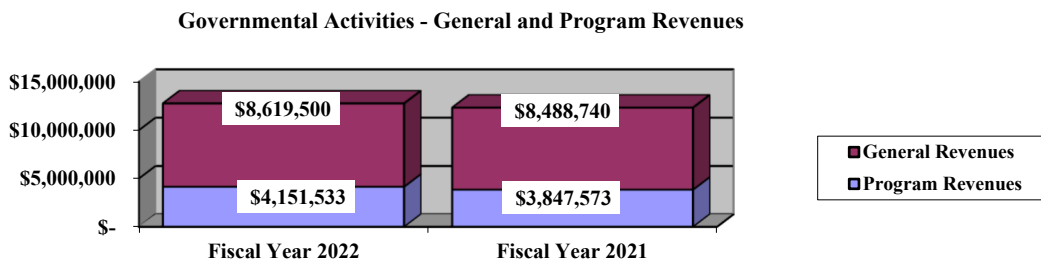
The statement of activities shows the cost of program services and the charges for services and grants offsetting those services. The following table shows, for governmental activities, the total cost of services and the net cost of services for 2022 and 2021. That is, it identifies the cost of these services supported by tax revenue and unrestricted State grants and entitlements. As stated above, fluctuations in the pension expense reported under GASB 68 and GASB 75 makes it difficult to compare financial information between years.

Governmental Activities

	Total Cost of Services <u>2022</u>	Net Cost of Services <u>2022</u>	Total Cost of Services <u>2021</u>	Net Cost of Services <u>2021</u>
Program expenses:				
Instruction:				
Regular	\$ 4,688,954	\$ 3,516,775	\$ 5,339,115	\$ 4,275,848
Special	2,000,532	825,468	2,203,183	967,993
Vocational	35,380	35,380	33,345	23,516
Other	65,021	7,690	370	307
Support services:				
Pupil	851,849	548,419	956,904	507,956
Instructional staff	327,828	185,136	262,206	257,504
Board of education	51,620	51,620	40,328	40,328
Administration	838,700	838,700	861,460	861,460
Fiscal	271,536	271,536	325,121	325,121
Business	715	715	8,580	8,580
Operations and maintenance	880,305	687,131	786,793	589,237
Pupil transportation	317,575	89,465	292,339	269,675
Central	19,087	19,087	22,297	22,297
Operation of non-instructional services:				
Food service operations	551,198	(145,709)	539,638	(15,628)
Operation of non-instructional services	76,834	14,298	289,675	27,657
Extracurricular activities	295,245	175,135	229,243	181,173
Interest and fiscal charges	<u>131,174</u>	<u>131,174</u>	<u>149,955</u>	<u>149,955</u>
Total expenses	<u>\$ 11,403,553</u>	<u>\$ 7,252,020</u>	<u>\$ 12,340,552</u>	<u>\$ 8,492,979</u>

The dependence upon tax revenues during fiscal year 2022 for governmental activities is apparent, as 64.59% of 2022 instruction activities are supported through taxes and other general revenues. For all governmental activities, general revenue support is 63.59%. The School District's taxpayers and unrestricted grants and entitlements from the State of Ohio, are the primary support for School District's students.

The graph below presents the School District's governmental activities revenue for fiscal years 2022 and 2021.



**LISBON EXEMPTED VILLAGE SCHOOL DISTRICT
COLUMBIANA COUNTY, OHIO**

MANAGEMENT'S DISCUSSION AND ANALYSIS
FOR THE FISCAL YEAR ENDED JUNE 30, 2022

The School District's Funds

Governmental Funds

The School District's governmental funds reported a combined fund balance of \$5,536,107, which is more than last year's fund balance of \$5,348,422.

The schedule below indicates the fund balance and the total change in fund balance as of June 30, 2022 and 2021.

	Fund Balance (deficit) <u>June 30, 2022</u>	Fund Balance <u>June 30, 2021</u>	<u>Change</u>
General	\$ 3,412,702	\$ 2,773,791	\$ 638,911
ESSER	(42,201)	-	(42,201)
Permanent Improvement	938,160	1,080,051	(141,891)
Other governmental	<u>1,227,446</u>	<u>1,494,580</u>	<u>(267,134)</u>
Total	<u>\$ 5,536,107</u>	<u>\$ 5,348,422</u>	<u>\$ 187,685</u>

General Fund

The School District's general fund balance increased \$638,911. The table that follows assists in illustrating the revenues of the general fund.

	<u>2022</u> <u>Amount</u>	<u>2021</u> <u>Amount</u>	<u>Increase</u> <u>(Decrease)</u>	<u>Percentage</u> <u>Change</u>
<u>Revenues</u>				
Property taxes	\$ 2,068,512	\$ 2,016,738	\$ 51,774	2.57 %
Intergovernmental	6,979,837	6,464,297	515,540	7.98 %
Investment earnings	(92,197)	854	(93,051)	(10,895.90) %
Tuition and fees	154,503	1,021,384	(866,881)	(84.87) %
Other revenues	<u>98,910</u>	<u>175,913</u>	<u>(77,003)</u>	<u>(43.77) %</u>
Total	<u>\$ 9,209,565</u>	<u>\$ 9,679,186</u>	<u>\$ (469,621)</u>	<u>(4.85) %</u>

In total, revenues decreased \$469,621 or 4.85% from 2021. Intergovernmental revenues increased due to an increase in foundation payments received from the State of Ohio. Earnings on investment decreased due to decreased interest rates on the District's investments. Tuition decreased due to a decrease in open enrollment revenue. Other revenues decreased due to decreased reimbursements and refunds received.

	<u>2022</u> <u>Amount</u>	<u>2021</u> <u>Amount</u>	<u>Increase</u> <u>(Decrease)</u>	<u>Percentage</u> <u>Change</u>
<u>Expenditures</u>				
Instruction	\$ 5,093,635	\$ 6,089,265	\$ (995,630)	(16.35) %
Support services	3,174,036	3,070,444	103,592	3.37 %
Extracurricular activities	205,173	156,938	48,235	30.74 %
Debt service	<u>125,288</u>	<u>125,288</u>	<u>-</u>	<u>- %</u>
Total	<u>\$ 8,598,132</u>	<u>\$ 9,441,935</u>	<u>\$ (843,803)</u>	<u>(8.94) %</u>

**LISBON EXEMPTED VILLAGE SCHOOL DISTRICT
COLUMBIANA COUNTY, OHIO**

**MANAGEMENT'S DISCUSSION AND ANALYSIS
FOR THE FISCAL YEAR ENDED JUNE 30, 2022**

In total, expenditures decreased \$843,803 or 8.94% from 2021. Instruction expenditures decreased \$995,630 or 16.35% due to decreased regular instruction expenditures due to some personal services expenditures being allocated to the ESSER fund. Support services increased due to increases in operations and maintenance expenditures due to routine maintenance and repair. Extracurricular activities increased due to increased participation during the fiscal year. All other expenditures remained comparable to fiscal year 2021 or were insignificant in amount.

ESSER Fund

The ESSER fund had \$1,254,457 in revenues and \$1,296,658 in expenditures. During fiscal year 2022, the ESSER fund's fund balance decreased \$42,201 from \$0 to a deficit of \$42,201.

Permanent improvement Fund

The permanent improvement fund had \$505,812 in revenues and \$647,703 in expenditures. During fiscal year 2022, the permanent improvement fund's fund balance decreased \$141,891 from \$1,080,051 to \$938,160.

General Fund Budgeting Highlights

The School District's budget is prepared according to Ohio law and is based on accounting for certain transactions on a basis of cash receipts, disbursements, and encumbrances. The most significant budgeted fund is the general fund.

For the general fund, the original and final budgeted revenue and other financing sources were \$9,482,832 and \$9,308,549, respectively. Actual revenue and other financing sources were \$9,311,095, which was a \$2,546 increase from final budgeted amounts.

The original budgeted expenditures and other financing uses were \$11,993,939. Final budgeted expenditures and other financing uses were \$8,937,748, which was a \$3,056,191 decrease from original budgeted expenditures due to some personal service estimates being allocated to the ESSER fund. Total actual expenditures and other financing uses on the budget basis (cash outlays plus encumbrances) were \$8,781,638. This amount was \$156,110 less than the final budgeted amount (appropriations plus prior year encumbrances) mainly due to a decrease in regular instruction services.

Capital Assets and Debt Administration

Capital Assets

At the end of fiscal year 2022, the School District had \$13,551,177 invested in land, construction in progress, land improvements, buildings and improvements, furniture and equipment, and vehicles. The following table shows fiscal year 2022 balances compared to 2021.

Capital Assets at June 30 (Net of Depreciation)

	Governmental Activities	
	2022	2021
Land	\$ 962,729	\$ 962,729
Land improvements	111,621	128,624
Buildings and improvements	11,136,945	11,620,574
Furniture and equipment	805,518	823,034
Vehicles	227,560	76,241
Construction in progress	306,804	-
Total	\$ 13,551,177	\$ 13,611,202

**LISBON EXEMPTED VILLAGE SCHOOL DISTRICT
COLUMBIANA COUNTY, OHIO**

MANAGEMENT’S DISCUSSION AND ANALYSIS
FOR THE FISCAL YEAR ENDED JUNE 30, 2022

Overall capital assets, net of accumulated depreciation, decreased \$60,025 from fiscal year 2021 to fiscal year 2022. Capital outlays of \$677,913 were exceeded by depreciation expense of \$737,938 during the year. See Note 8 to the basic financial statements for more detail on the School District’s capital assets.

Debt Administration

At June 30, 2022, the School District has \$2,445,544 in long-term debt outstanding. Of this total, \$286,955 is due within one year and \$2,158,589 is due in greater than one year. The following table summarizes outstanding long-term debt:

Outstanding Debt, at Year End

	Governmental Activities <u>2022</u>	Governmental Activities <u>2021</u>
Financed purchase note payable	\$ 2,445,544	\$ 2,716,693

See Note 13 to the basic financial statements for more detail on the School District’s long-term obligations.

Current Financial Related Activities

Lisbon Exempted Village School District is presently financially stable and working on maintaining its financial stability. The Board of Education and administration closely monitor its revenue and expenditures in accordance with its financial forecast and the District Continuous Improvement Plan. The financial future of the School District could possibly face financial challenges. These challenges are internal and external in nature. The internal challenges will continue to exist as the School District must attempt to contain operating costs while providing a fair wage to its employees and maintain the level of benefits guaranteed by contractual agreements. The economic conditions that exist today make it a challenge to forecast revenues too far into the future. The local external influences revolve around the local economy and the ability of the residents of the School District to support the existing programming. The reliance on the local property tax base has not changed. Other external challenges continue to evolve as the State of Ohio implements a new method for funding education in Ohio. Management is still optimistic about the future for this School District; however the following facts could change this outlook for the better or worse.

The School District has not requested any additional operating millage locally since 1980 which keeps the millage rate at 20 mills. The laws of Ohio require that voted millage remain above or at a 20 mill floor. Ohio also requires that the county auditor revalue all real estate every six years and an update every three years. The general fund tax collections have risen regularly over the last fourteen years due to the inflationary growth of the real estate tax base. House Bill 920 reduction of millage does not occur due to the fact that the School District is at the 20 mill floor. Due to the economy and the amount of home foreclosures experienced in the School District, it is being assumed that the normal inflationary growth will slow and possibly begin to trend to either zero or very minimal value increases. The slow or negative local tax value growth shifts the reliance more on the State funds. Open enrollment funding comprises a major portion of the local revenue base. This source of revenue grows with the per pupil allocation.

We are dependent on outside factors for our future success. The State Foundation provides sixty-seven percent of the revenue for Lisbon Exempted Village School District’s general fund. HB166, the State budget bill, froze the funding for the School District at fiscal year 2019 levels for fiscal year 2020 and fiscal year 2021. However, on May 6, 2020, due to the COVID-19 pandemic discussed in Note 18, the State cut funding by \$124,388 for both fiscal year 2020 and 2021. Due to this fact, any changes in enrollment will not affect our State funding amounts received.

**LISBON EXEMPTED VILLAGE SCHOOL DISTRICT
COLUMBIANA COUNTY, OHIO**

**MANAGEMENT'S DISCUSSION AND ANALYSIS
FOR THE FISCAL YEAR ENDED JUNE 30, 2022**

All insurance premiums and in particular health care premiums are estimated to increase by double digits over the next five years. Management negotiated some significant changes in the medical program being offered to our staff and was able to see some savings in the premiums. The insurance industry is an area that is outside our control. Management has formed an insurance committee comprised of administrators, staff and industry experts to meet regularly to analyze the medical program and to attempt to control the costs. Health care cost containment has become a large issue for the future.

When veteran staff retire, they are replaced by staff at a much lower cost if replaced at all. The staffing needs are assessed each year over the summer months then the majority of new enrollments occur and the decision is made at that time whether a new staff member needs to be hired or not.

As a result of the challenges mentioned above, it is imperative that the School District's management continue to carefully and prudently plan in order to provide the resources required to meet student needs over the next several years. It will become necessary to develop strategies to be able to cope with the increasing needs of the School District's student population and matching those costs with the financial structure that exists that combines local revenue and the State foundation funding. Both sources of revenues will be limited in their growth potential over time. Locally it is becoming more of a financial strain on School District households to consider increasing the local property taxes it pays to support education. The current economic condition in the State affects the ability to increase funding for education. The School District administration acknowledges that fact and knows that it must be creative in managing a stagnate budget.

In summary, the Board of Education of the Lisbon Exempted Village School District has committed itself to financial and educational excellence for many years into the future.

Contacting the School District's Financial Management

This financial report is designed to provide our citizens, taxpayers, investors, and creditors with a general overview of the School District's finances and to show the School District's accountability for the money it receives. If you have any questions about this report or need additional information, contact Jennifer Coldsnow, Treasurer at Lisbon EVSD, 317 N Market St, Lisbon, Ohio 44432 or e-mail at jennifer.coldsnow@lisbon.k12.oh.us.

THIS PAGE IS INTENTIONALLY LEFT BLANK

**LISBON EXEMPTED VILLAGE SCHOOL DISTRICT
COLUMBIANA COUNTY, OHIO**

STATEMENT OF NET POSITION
JUNE 30, 2022

	Governmental Activities
Assets:	
Equity in pooled cash and cash equivalents	\$ 6,316,984
Receivables:	
Property taxes	2,447,911
Accounts	50,316
Accrued interest	12,087
Intergovernmental	298,364
Prepayments	4,865
Materials and supplies inventory	3,127
Inventory held for resale	8,318
Net OPEB asset	704,637
Capital assets:	
Nondepreciable capital assets	1,269,533
Depreciable capital assets, net	12,281,644
Capital assets, net	13,551,177
Total assets	23,397,786
Deferred outflows of resources:	
Pension	2,308,705
OPEB	226,054
Total deferred outflows of resources	2,534,759
Liabilities:	
Accounts payable	61,324
Accrued wages and benefits payable	857,430
Intergovernmental payable	142,929
Accrued interest payable	9,743
Long-term liabilities:	
Due within one year	294,697
Due in more than one year:	
Net pension liability	5,232,893
Net OPEB liability	508,514
Other amounts due in more than one year	2,745,367
Total liabilities	9,852,897
Deferred inflows of resources:	
Property taxes levied for the next fiscal year	2,179,728
Pension	4,381,744
OPEB	1,156,807
Total deferred inflows of resources	7,718,279
Net position:	
Net investment in capital assets	11,105,633
Restricted for:	
Capital projects	1,123,840
Classroom facilities maintenance	102,334
State funded programs	167,477
Federally funded programs	2,695
Food service operations	771,184
Student activities	65,138
Other purposes	1,480
Unrestricted (deficit)	(4,978,412)
Total net position	\$ 8,361,369

SEE ACCOMPANYING NOTES TO THE BASIC FINANCIAL STATEMENTS

**LISBON EXEMPTED VILLAGE SCHOOL DISTRICT
COLUMBIANA COUNTY, OHIO**

STATEMENT OF ACTIVITIES
FOR THE FISCAL YEAR ENDED JUNE 30, 2022

	Expenses	Charges for Services and Sales	Program Revenues Operating Grants and Contributions	Capital Grants and Contributions	Net (Expense) Revenue and Changes in Net Position Governmental Activities
Governmental activities:					
Instruction:					
Regular	\$ 4,688,954	\$ 40,846	\$ 1,131,333	\$ -	\$ (3,516,775)
Special	2,000,532	110,848	1,064,216	-	(825,468)
Vocational	35,380	-	-	-	(35,380)
Other	65,021	-	57,331	-	(7,690)
Support services:					
Pupil	851,849	-	303,430	-	(548,419)
Instructional staff	327,828	-	142,692	-	(185,136)
Board of education	51,620	-	-	-	(51,620)
Administration	838,700	-	-	-	(838,700)
Fiscal	271,536	-	-	-	(271,536)
Business	715	-	-	-	(715)
Operations and maintenance	880,305	47,132	146,042	-	(687,131)
Pupil transportation	317,575	12,800	105,977	109,333	(89,465)
Central	19,087	-	-	-	(19,087)
Operation of non-instructional services:					
Food service operations	551,198	39,568	657,339	-	145,709
Other non-instructional services	76,834	-	62,536	-	(14,298)
Extracurricular activities	295,245	102,494	17,616	-	(175,135)
Interest and fiscal charges	131,174	-	-	-	(131,174)
Totals	\$ 11,403,553	\$ 353,688	\$ 3,688,512	\$ 109,333	(7,252,020)
General revenues:					
Property taxes levied for:					
					2,077,428
					456,244
					40,171
					6,105,918
					49,666
					(130,507)
					20,580
					8,619,500
					1,367,480
					6,993,889
					\$ 8,361,369

SEE ACCOMPANYING NOTES TO THE BASIC FINANCIAL STATEMENTS

**LISBON EXEMPTED VILLAGE SCHOOL DISTRICT
COLUMBIANA COUNTY, OHIO**

BALANCE SHEET
GOVERNMENTAL FUNDS
JUNE 30, 2022

	General	ESSER	Permanent Improvement	Nonmajor Governmental Funds	Total Governmental Funds
Assets:					
Equity in pooled cash and cash equivalents	\$ 3,879,951	\$ 79,969	\$ 906,130	\$ 1,359,379	\$ 6,225,429
Receivables:					
Property taxes	1,976,561	-	433,266	38,084	2,447,911
Accounts	50,200	-	-	116	50,316
Accrued interest	12,087	-	-	-	12,087
Interfund loans	165,416	-	-	-	165,416
Intergovernmental	29,782	68,146	-	200,436	298,364
Prepayments	4,712	-	-	153	4,865
Materials and supplies inventory	-	-	-	3,127	3,127
Inventory held for resale	-	-	-	8,318	8,318
Total assets	<u>\$ 6,118,709</u>	<u>\$ 148,115</u>	<u>\$ 1,339,396</u>	<u>\$ 1,609,613</u>	<u>\$ 9,215,833</u>
Liabilities:					
Accounts payable	\$ 22,303	\$ -	\$ -	\$ 39,021	\$ 61,324
Accrued wages and benefits payable	658,557	129,911	-	68,962	857,430
Intergovernmental payable	111,553	18,204	-	13,172	142,929
Interfund loans payable	-	-	-	165,416	165,416
Total liabilities	<u>792,413</u>	<u>148,115</u>	<u>-</u>	<u>286,571</u>	<u>1,227,099</u>
Deferred inflows of resources:					
Property taxes levied for the next fiscal year	1,761,800	-	384,004	33,924	2,179,728
Delinquent property tax revenue not available	75,227	-	17,232	1,453	93,912
Intergovernmental revenue not available	20,484	42,201	-	60,119	122,804
Accrued interest not available	11,356	-	-	-	11,356
Miscellaneous revenue not available	44,727	-	-	100	44,827
Total deferred inflows of resources	<u>1,913,594</u>	<u>42,201</u>	<u>401,236</u>	<u>95,596</u>	<u>2,452,627</u>
Fund balances:					
Nonspendable:					
Materials and supplies inventory	-	-	-	3,127	3,127
Prepays	4,712	-	-	153	4,865
Restricted:					
Capital improvements	-	-	938,160	171,243	1,109,403
Classroom facilities maintenance	-	-	-	100,881	100,881
Food service operations	-	-	-	771,671	771,671
State funded programs	-	-	-	190,177	190,177
Federally funded programs	-	-	-	1,548	1,548
Extracurricular	-	-	-	65,038	65,038
Other purposes	-	-	-	1,480	1,480
Assigned:					
Student and staff support	26,746	-	-	-	26,746
Subsequent year's appropriations	736,936	-	-	-	736,936
Unassigned (deficit)	<u>2,644,308</u>	<u>(42,201)</u>	<u>-</u>	<u>(77,872)</u>	<u>2,524,235</u>
Total fund balances	<u>3,412,702</u>	<u>(42,201)</u>	<u>938,160</u>	<u>1,227,446</u>	<u>5,536,107</u>
Total liabilities, deferred inflows and fund balances	<u>\$ 6,118,709</u>	<u>\$ 148,115</u>	<u>\$ 1,339,396</u>	<u>\$ 1,609,613</u>	<u>\$ 9,215,833</u>

SEE ACCOMPANYING NOTES TO THE BASIC FINANCIAL STATEMENTS

**LISBON EXEMPTED VILLAGE SCHOOL DISTRICT
COLUMBIANA COUNTY, OHIO**

RECONCILIATION OF TOTAL GOVERNMENTAL FUND BALANCES TO
NET POSITION OF GOVERNMENTAL ACTIVITIES
JUNE 30, 2022

Total governmental fund balances		\$	5,536,107
<i>Amounts reported for governmental activities on the statement of net position are different because:</i>			
Capital assets used in governmental activities are not financial resources and therefore are not reported in the funds.			13,551,177
Other long-term assets are not available to pay for current-period expenditures and therefore are deferred inflows in the funds.			
Property taxes receivable	\$	93,912	
Accounts receivable		44,827	
Accrued interest receivable		11,356	
Intergovernmental receivable		122,804	
Total		272,899	272,899
An internal service fund is used by management to charge the costs of insurance to individual funds. The assets and liabilities of the internal service fund are included in governmental activities on the statement of net position.			91,555
Accrued interest payable is not due and payable in the current period and therefore is not reported in the funds.			(9,743)
The net pension/OPEB assets & liabilities are not due and payable in the current period; therefore, the assets, liabilities and related deferred inflows/outflows are not reported in governmental funds.			
Deferred outflows - pension		2,308,705	
Deferred inflows - pension		(4,381,744)	
Net pension liability		(5,232,893)	
Deferred outflows - OPEB		226,054	
Deferred inflows - OPEB		(1,156,807)	
Net OPEB asset		704,637	
Net OPEB liability		(508,514)	
Total		(8,040,562)	(8,040,562)
Long-term liabilities, including notes payable, are not due and payable in the current period and therefore are not reported in the funds.			
Financed purchase note payable		(2,445,544)	
Compensated absences		(594,520)	
Total		(3,040,064)	(3,040,064)
Net position of governmental activities		\$	8,361,369

SEE ACCOMPANYING NOTES TO THE BASIC FINANCIAL STATEMENTS

**LISBON EXEMPTED VILLAGE SCHOOL DISTRICT
COLUMBIANA COUNTY, OHIO**

STATEMENT OF REVENUES, EXPENDITURES AND CHANGES IN FUND BALANCES
GOVERNMENTAL FUNDS
FOR THE FISCAL YEAR ENDED JUNE 30, 2022

	<u>General</u>	<u>ESSER</u>	<u>Permanent Improvement</u>	<u>Nonmajor Governmental Funds</u>	<u>Total Governmental Funds</u>
Revenues:					
Property taxes	\$ 2,068,512	\$ -	\$ 454,246	\$ 39,992	\$ 2,562,750
Intergovernmental	6,979,837	1,254,457	51,566	1,490,271	9,776,131
Investment earnings	38,310	-	-	3,921	42,231
Tuition and fees	154,503	-	-	-	154,503
Extracurricular	16,149	-	-	86,071	102,220
Rental income	47,132	-	-	-	47,132
Charges for services	9,991	-	-	39,568	49,559
Contributions and donations	5,058	-	-	23,158	28,216
Miscellaneous	20,580	-	-	-	20,580
(Decrease) in fair value of investments	(130,507)	-	-	-	(130,507)
Total revenues	<u>9,209,565</u>	<u>1,254,457</u>	<u>505,812</u>	<u>1,682,981</u>	<u>12,652,815</u>
Expenditures:					
Current:					
Instruction:					
Regular	3,350,032	859,188	-	298,069	4,507,289
Special	1,696,033	64,573	-	380,194	2,140,800
Vocational	38,774	-	-	-	38,774
Other	8,796	54,553	-	2,778	66,127
Support services:					
Pupil	626,440	60,026	-	209,554	896,020
Instructional staff	212,444	136,873	-	6,750	356,067
Board of education	52,411	-	-	-	52,411
Administration	914,257	-	-	-	914,257
Fiscal	282,437	-	9,625	835	292,897
Business	-	-	715	-	715
Operations and maintenance	759,655	47,348	40,911	132,540	980,454
Pupil transportation	307,305	72,076	72	109,333	488,786
Central	19,087	-	-	-	19,087
Operation of non-instructional services:					
Food service operations	-	-	-	641,564	641,564
Other non-instructional services	-	2,021	10,100	63,482	75,603
Extracurricular activities	205,173	-	-	127,538	332,711
Facilities acquisition and construction	-	-	306,804	-	306,804
Debt service:					
Principal retirement	98,149	-	173,000	-	271,149
Interest and fiscal charges	27,139	-	106,476	-	133,615
Total expenditures	<u>8,598,132</u>	<u>1,296,658</u>	<u>647,703</u>	<u>1,972,637</u>	<u>12,515,130</u>
Excess of revenues over (under) expenditures	<u>611,433</u>	<u>(42,201)</u>	<u>(141,891)</u>	<u>(289,656)</u>	<u>137,685</u>
Other financing sources (uses):					
Insurance recoveries	50,000	-	-	-	50,000
Transfers in	-	-	-	22,522	22,522
Transfers (out)	(22,522)	-	-	-	(22,522)
Total other financing sources (uses)	<u>27,478</u>	<u>-</u>	<u>-</u>	<u>22,522</u>	<u>50,000</u>
Net change in fund balances	638,911	(42,201)	(141,891)	(267,134)	187,685
Fund balances at beginning of year	<u>2,773,791</u>	<u>-</u>	<u>1,080,051</u>	<u>1,494,580</u>	<u>5,348,422</u>
Fund balances (deficit) at end of year	<u>\$ 3,412,702</u>	<u>\$ (42,201)</u>	<u>\$ 938,160</u>	<u>\$ 1,227,446</u>	<u>\$ 5,536,107</u>

SEE ACCOMPANYING NOTES TO THE BASIC FINANCIAL STATEMENTS

**LISBON EXEMPTED VILLAGE SCHOOL DISTRICT
COLUMBIANA COUNTY, OHIO**

RECONCILIATION OF THE STATEMENT OF REVENUES, EXPENDITURES
AND CHANGES IN FUND BALANCES OF GOVERNMENTAL FUNDS
TO THE STATEMENT OF ACTIVITIES
FOR THE FISCAL YEAR ENDED JUNE 30, 2022

Net change in fund balances - total governmental funds	\$	187,685
<i>Amounts reported for governmental activities in the statement of activities are different because:</i>		
Governmental funds report capital outlays as expenditures. However, in the statement of activities, the cost of those assets is allocated over their estimated useful lives as depreciation expense.		
Capital asset additions	\$ 677,913	
Current year depreciation	(737,938)	
Total		(60,025)
Revenues in the statement of activities that do not provide current financial resources are not reported as revenues in the funds.		
Property taxes	11,093	
Accounts receivable	33,265	
Earnings on investments	11,356	
Intergovernmental	35,877	
Total		91,591
Repayment of financed purchase principal is an expenditure in the governmental funds, but the repayment reduces long-term liabilities on the statement of net position.		
		271,149
In the statement of activities, interest is accrued on outstanding bonds, whereas in governmental funds, an interest expenditure is reported when due. The following items resulted in additional interest being reported in the statement of activities:		
Decrease in accrued interest payable	2,441	
Total		2,441
Contractually required contributions are reported as expenditures in governmental funds; however, the statement of net position reports these amounts as deferred outflows.		
Pension	749,354	
OPEB	16,158	
Total		765,512
Except for amounts reported as deferred inflows/outflows, changes in the net pension/OPEB liability/asset are reported as pension/OPEB expense in the statement of activities.		
Pension	102,233	
OPEB	68,583	
Total		170,816
Some expenses reported in the statement of activities, such as compensated absences, do not require the use of current financial resources and therefore are not reported as expenditures in governmental funds.		
		(50,773)
An internal service fund used by management to charge the costs of insurance to individual funds is not reported in the district-wide statement of activities. Governmental fund expenditures and the related internal service fund revenues are eliminated. The net revenue (expense) of the internal service fund is allocated among the governmental activities.		
		(10,916)
Change in net position of governmental activities	\$	1,367,480

SEE ACCOMPANYING NOTES TO THE BASIC FINANCIAL STATEMENTS

**LISBON EXEMPTED VILLAGE SCHOOL DISTRICT
COLUMBIANA COUNTY, OHIO**

STATEMENT OF REVENUES, EXPENDITURES AND CHANGES IN
FUND BALANCE - BUDGET AND ACTUAL (NON-GAAP BUDGETARY BASIS)
GENERAL FUND
FOR THE FISCAL YEAR ENDED JUNE 30, 2022

	<u>Budgeted Amounts</u>			Variance with Final Budget Positive (Negative)
	<u>Original</u>	<u>Final</u>	<u>Actual</u>	
Revenues:				
Property taxes	\$ 1,957,094	\$ 1,987,115	\$ 1,987,115	\$ -
Intergovernmental	6,300,689	6,972,387	6,972,387	-
Investment earnings	47,957	47,716	46,969	(747)
Tuition and fees	1,016,968	151,235	154,503	3,268
Rental income	71,453	47,132	47,132	-
Charges for services	2,978	9,991	9,991	-
Contributions and donations	-	600	600	-
Miscellaneous	10,693	20,555	20,580	25
Total revenues	<u>9,407,832</u>	<u>9,236,731</u>	<u>9,239,277</u>	<u>2,546</u>
Expenditures:				
Current:				
Instruction:				
Regular	5,049,850	3,698,558	3,461,785	236,773
Special	2,036,105	1,670,407	1,716,039	(45,632)
Vocational	59,084	37,235	37,559	(324)
Other	9,979	6,089	8,800	(2,711)
Support services:				
Pupil	903,363	661,856	649,239	12,617
Instructional staff	338,497	229,458	223,203	6,255
Board of education	51,332	51,695	50,319	1,376
Administration	1,021,441	938,681	915,441	23,240
Fiscal	417,838	263,265	286,927	(23,662)
Operations and maintenance	1,253,564	859,532	904,823	(45,291)
Pupil transportation	502,392	310,288	305,293	4,995
Central	30,910	21,845	18,933	2,912
Extracurricular activities	275,179	166,279	180,755	(14,476)
Total expenditures	<u>11,949,534</u>	<u>8,915,188</u>	<u>8,759,116</u>	<u>156,072</u>
Excess (deficiency) of revenues over (under) expenditures	<u>(2,541,702)</u>	<u>321,543</u>	<u>480,161</u>	<u>158,618</u>
Other financing sources (uses):				
Refund of prior year's expenditures	75,000	21,818	21,818	-
Transfers (out)	(44,405)	(22,560)	(22,522)	38
Insurance recoveries	-	50,000	50,000	-
Total other financing sources (uses)	<u>30,595</u>	<u>49,258</u>	<u>49,296</u>	<u>38</u>
Net change in fund balance	(2,511,107)	370,801	529,457	158,656
Fund balance at beginning of year	3,564,368	3,564,368	3,564,368	-
Prior year encumbrances appropriated	20,708	20,708	20,708	-
Fund balance at end of year	<u>\$ 1,073,969</u>	<u>\$ 3,955,877</u>	<u>\$ 4,114,533</u>	<u>\$ 158,656</u>

SEE ACCOMPANYING NOTES TO THE BASIC FINANCIAL STATEMENTS

**LISBON EXEMPTED VILLAGE SCHOOL DISTRICT
COLUMBIANA COUNTY, OHIO**

STATEMENT OF REVENUES, EXPENDITURES AND CHANGES IN
FUND BALANCE - BUDGET AND ACTUAL (NON-GAAP BUDGETARY BASIS)
ESSER FUND
FOR THE FISCAL YEAR ENDED JUNE 30, 2022

	<u>Budgeted Amounts</u>		<u>Actual</u>	Variance with Final Budget Positive (Negative)
	<u>Original</u>	<u>Final</u>		
Revenues:				
Intergovernmental	\$ 2,573,000	\$ 1,347,120	\$ 1,247,120	\$ (100,000)
Total revenue	<u>2,573,000</u>	<u>1,347,120</u>	<u>1,247,120</u>	<u>(100,000)</u>
Expenditures:				
Current:				
Instruction:				
Regular	877,551	768,176	766,845	1,331
Special	106,469	81,918	47,132	34,786
Other	62,967	54,553	54,553	-
Support services:				
Pupil	74,364	50,526	51,102	(576)
Instructional staff	84,519	128,750	126,074	2,676
Operations and maintenance	180,514	47,348	47,348	-
Pupil transportation	30,993	72,076	72,076	-
Operation of non-instructional services				
Other non-instructional services	4,270	2,021	2,021	-
Total expenditures	<u>1,421,647</u>	<u>1,205,368</u>	<u>1,167,151</u>	<u>38,217</u>
Net change in fund balance	1,151,353	141,752	79,969	(61,783)
Fund balance at beginning of year	-	-	-	-
Fund balance at end of year	<u>\$ 1,151,353</u>	<u>\$ 141,752</u>	<u>\$ 79,969</u>	<u>\$ (61,783)</u>

SEE ACCOMPANYING NOTES TO THE BASIC FINANCIAL STATEMENTS

**LISBON EXEMPTED VILLAGE SCHOOL DISTRICT
COLUMBIANA COUNTY, OHIO**

STATEMENT OF NET POSITION
PROPRIETARY FUND
JUNE 30, 2022

	<u>Governmental Activities - Internal Service Fund</u>
Assets:	
Equity in pooled cash and cash equivalents	<u>\$ 91,555</u>
Net position:	
Unrestricted	<u>\$ 91,555</u>

SEE ACCOMPANYING NOTES TO THE BASIC FINANCIAL STATEMENTS

**LISBON EXEMPTED VILLAGE SCHOOL DISTRICT
COLUMBIANA COUNTY, OHIO**

STATEMENT OF REVENUES, EXPENSES AND
CHANGES IN NET POSITION
PROPRIETARY FUND
FOR THE FISCAL YEAR ENDED JUNE 30, 2022

	Governmental Activities - Internal Service Fund
Operating expenses:	
Personal services	\$ 10,916
Operating (loss) / Change in net position	(10,916)
Net position at beginning of year	<u>102,471</u>
Net position at end of year	<u>\$ 91,555</u>

SEE ACCOMPANYING NOTES TO THE BASIC FINANCIAL STATEMENTS

**LISBON EXEMPTED VILLAGE SCHOOL DISTRICT
COLUMBIANA COUNTY, OHIO**

STATEMENT OF CASH FLOWS
PROPRIETARY FUND
FOR THE FISCAL YEAR ENDED JUNE 30, 2022

	<u>Governmental Activities - Internal Service Fund</u>
Cash flows from operating activities:	
Cash payments for personal services	\$ (10,916)
Net cash (used in) operating activities	<u>(10,916)</u>
Net (decrease) in cash and cash cash equivalents	(10,916)
Cash and cash equivalents at beginning of year	<u>102,471</u>
Cash and cash equivalents at end of year	<u><u>\$ 91,555</u></u>
Reconciliation of operating (loss) to net cash (used in) operating activities:	
Operating (loss)	<u>\$ (10,916)</u>
Net cash (used in) operating activities	<u><u>\$ (10,916)</u></u>

SEE ACCOMPANYING NOTES TO THE BASIC FINANCIAL STATEMENTS

THIS PAGE IS INTENTIONALLY LEFT BLANK

**LISBON EXEMPTED VILLAGE SCHOOL DISTRICT
COLUMBIANA COUNTY, OHIO**

**NOTES TO THE BASIC FINANCIAL STATEMENTS
FOR THE FISCAL YEAR ENDED JUNE 30, 2022**

NOTE 1 - DESCRIPTION OF THE SCHOOL DISTRICT

Lisbon Exempted Village School District (the “School District”) operates under a locally elected Board form of government and provides educational services as authorized by state and federal agencies. This Board controls the School District’s 5 instructional/support facilities staffed by 60 certificated employees, 38 non-certificated employees and 6 administrative employees to provide services to 750 students and other community members. The School District was organized under Article VI, Sections 2 and 3 of the Constitution of the State of Ohio. Under such laws there is no authority for a school district to have a charter or adopt local laws. The legislative power of the School District is vested in the Board of Education, consisting of five members elected at-large for staggered four year terms.

The School District is located in Columbiana County and serves an area of approximately 25 square miles including all of the territory of the Village of Lisbon, and portions of Center and Elkrun Townships.

NOTE 2 - SUMMARY OF SIGNIFICANT ACCOUNTING POLICIES

The financial statements of School District have been prepared in conformity with generally accepted accounting principles (GAAP) as applied to local governmental units. The Governmental Accounting Standards Board (GASB) is the accepted standard-setting body for establishing governmental accounting and financial reporting principles. Following are the more significant of the School District’s accounting policies.

A. Reporting Entity

A reporting entity is comprised of the primary government, component units, and other organizations that are included to ensure that the financial statements of the School District are not misleading. The primary government consists of all funds, departments, boards and agencies that are not legally separate from the School District. For Lisbon Exempted Village School District, this includes general operations, food service, and student related activities of the School District.

Component units are legally separate organizations for which the School District is financially accountable. The School District is financially accountable for an organization if the School District appoints a voting majority of the organization’s governing board and (1) the School District is able to significantly influence the programs or services performed or provided by the organization; or (2) the School District is legally entitled to or can otherwise access the organization’s resources; the School District is legally obligated or has otherwise assumed the responsibility to finance the deficits of, or provide financial support to, the organization; or the School District is obligated for the debt of the organization. Component units may also include organizations that are fiscally dependent on the School District in that the School District approves the budget, the issuance of debt, or the levying of taxes. There are no component units of the Lisbon Exempted Village School District.

The School District participates in three jointly governed organizations, one insurance purchasing pool and one risk sharing pool. These organizations include the Columbiana County Career and Technical Center, the Ohio Mid-Eastern Regional Educational Service Agency (OME-RESA), the Ohio Schools’ Council, Sheakley/Better Business Bureau of Central Ohio Group Rating Program and the Portage Area School Consortium.

JOINTLY GOVERNED ORGANIZATIONS

Columbiana County Career and Technical Center

The Columbiana County Career and Technical Center (the Center) is a distinct political subdivision of the State of Ohio. The Center is operated under the direction of a Board, consisting of one representative from each of the eight participating School Districts’ elected boards, which possesses its own budgeting and taxing authority. To obtain financial information write to the Columbiana County Career and Technical Center, Office of the Treasurer, at 9364 State Route 45, Lisbon, Ohio 44432.

**LISBON EXEMPTED VILLAGE SCHOOL DISTRICT
COLUMBIANA COUNTY, OHIO**

**NOTES TO THE BASIC FINANCIAL STATEMENTS
FOR THE FISCAL YEAR ENDED JUNE 30, 2022**

NOTE 2 - SUMMARY OF SIGNIFICANT ACCOUNTING POLICIES (CONTINUED)

Ohio Mid-Eastern Regional Educational Service Agency

The Ohio Mid-Eastern Regional Educational Service Agency (OME-RESA) is a computer service agency whose primary function is to provide information technology to its member school with the emphasis being placed on accounting, payroll and inventory control services. Other areas of service provided by OME-RESA include pupil scheduling, attendance, grade reporting; career guidance services; special education records; test scoring and EMIS.

OME-RESA is one of twenty-five regional service organizations serving over six hundred public school districts in the State of Ohio that make up the Ohio Educational Computer Network (OECN). These service organizations are known as Data Acquisition Sites. The OECN is a collective group of Data Acquisition Sites, authorized pursuant to Section 3301.075 of the Ohio Revised Code and their member school districts.

OME-RESA is owned and operated by forty-eight member School Districts in eleven different counties. The superintendents from each member school district comprise the General Assembly. The General Assembly elects the Board of Directors consisting of a representative from each county within the approved geographic area. The superintendent of the fiscal agent School District serves as chairman and the board elects a vice- chair annually. The School District contributed \$65,857 for various fees associated with the agency's services during the 2022 fiscal year. To obtain financial information write to OME-RESA, Office of the Treasurer, 2230 Sunset Boulevard, Suite 2, Steubenville, Ohio 43952.

Ohio Schools' Council

The Ohio Schools' Council Association (the Council) is jointly governed organization among eighty-three school districts. The jointly governed organization was formed to purchase quality products and services at the lowest possible cost to the member districts. This organization formed Power4Schools, an electric generation program in cooperation with Ohio School Boards Association, Buckeye Association of School Administrators and the Ohio Association of School Business Administrators.

The School District participates in the Power4School electric purchase program which was implemented during fiscal year 2013. This program allows school districts to purchase electricity at reduced rates, if the school districts will commit to participating for an eight year period. Currently in the Ohio Edison Illuminating Company, Toledo Edison and Duke Energy service areas, the program operates in partnership with FirstEnergy Solutions. FirstEnergy Solutions Corp., based in Akron, is a leading energy supplier, serving residential, commercial and industrial customers throughout the Northeast, Midwest and Mid-Atlantic regions of the United States. The participants make monthly payments based on actual usage with the discount being applied.

PUBLIC ENTITY RISK POOLS

Insurance Purchasing Pool

The School District participates in the Sheakley/Better Business Bureau of Central Ohio Group Rating Program (GRP), an insurance purchasing pool. The GRP's business and affairs are conducted by a twenty-three member Board of directors lead by four elected officers consisting of the President, Chair, Vice-Chair and the Secretary/Treasurer. The Chair of the Better Business Bureau of Central Ohio, Inc., or his designee, serves as coordinator of the program. Each year, the participating entities pay an enrollment fee to the GRP to cover the costs of administering the program.

**LISBON EXEMPTED VILLAGE SCHOOL DISTRICT
COLUMBIANA COUNTY, OHIO**

**NOTES TO THE BASIC FINANCIAL STATEMENTS
FOR THE FISCAL YEAR ENDED JUNE 30, 2022**

NOTE 2 - SUMMARY OF SIGNIFICANT ACCOUNTING POLICIES (CONTINUED)

Risk Sharing Pool

The Portage Area School Consortium (the Consortium) was established in 1981 so that twelve educational- service providers in Portage County could manage risk exposures and purchase necessary insurance coverage as a group. As of June 30, 2022, there were 26 educational service providers participating in the health and welfare pool. The Health and Welfare Trust is organized under the provisions of Section 501(c)(9) of the Internal Revenue Code. Its purpose is to facilitate the management of risks associated with providing employee benefits coverage such as health insurance, disability insurance and life insurance. A third-party administrator is retained by the consortium to facilitate the operation of the Health and Welfare Trust. The School District pays all insurance premiums directly to the consortium. Also, the insurance agreement with Portage Area School Consortium provides that the consortium will reinsure through commercial companies for claims over \$150,000 per employee. Although the School District does not participate in the day-to-day management of the consortium, one of its administrators serves as a trustee of the consortium's governing board as provided in the consortium's enabling authority. The Field Local School District acts as the fiscal agent for the consortium. To obtain financial information, write to the Field Local School District, Todd Carpenter, who serves as Treasurer, at 2900 State Route 43, Mogadore, Ohio 44260.

B. Basis of Presentation

The School District's basic financial statements consist of government-wide statements, including a statement of net position and a statement of activities, and fund financial statements which provide a more detailed level of financial information.

Government-wide Financial Statements The statement of net position and the statement of activities display information about the School District as a whole. These statements include the financial activities of the primary government. The activity of the internal service fund is eliminated to avoid "doubling up" revenue and expenses. These statements usually distinguish between those activities of the School District that are governmental and those that are considered business-type. The School District, however, has no business-type activities.

The statement of net position presents the financial condition of the governmental activities of the School District at fiscal year-end. The statement of activities presents a comparison between direct expenses and program revenues for each program or function of the School District's governmental activities. Direct expenses are those that are specifically associated with a service, program or department and therefore clearly identifiable to a particular function. Program revenues include charges paid by the recipient of the goods or services offered by the program, grants and contributions that are restricted to meeting the operational or capital requirements of a particular program and interest earned on grants that is required to be used to support a particular program. Revenues which are not classified as program revenues are presented as general revenues of the School District, with certain limited exceptions. The comparison of direct expenses with program revenues identifies the extent to which each governmental function is self-financing or draws from the general revenues of the School District.

Fund Financial Statements During the year, the School District segregates transactions related to certain School District functions or activities in separate funds in order to aid financial management and to demonstrate legal compliance. Fund financial statements are designed to present financial information of the School District at this more detailed level. The focus of governmental fund financial statements is on major funds. Each major fund is presented in a separate column. The internal service fund is presented in a single column on the face of the proprietary fund statements. Nonmajor funds are aggregated and presented in a single column.

C. Fund Accounting

The School District uses funds to maintain its financial records during the fiscal year. A fund is defined as a fiscal and accounting entity with a self-balancing set of accounts. The various funds of the School District are grouped into the categories governmental, proprietary and fiduciary.

**LISBON EXEMPTED VILLAGE SCHOOL DISTRICT
COLUMBIANA COUNTY, OHIO**

**NOTES TO THE BASIC FINANCIAL STATEMENTS
FOR THE FISCAL YEAR ENDED JUNE 30, 2022**

NOTE 2 - SUMMARY OF SIGNIFICANT ACCOUNTING POLICIES (CONTINUED)

Governmental Funds Governmental funds are those through which most governmental functions typically are financed. Governmental fund reporting focuses on the sources, uses and balances of current financial resources. Expendable assets are assigned to the various governmental funds according to the purposes for which they may or must be used. Current liabilities are assigned to the fund from which they will be paid. The difference between governmental fund assets and deferred outflows of resources and liabilities and deferred inflows of resources is reported as fund balance. The following are the School District's major governmental funds:

General Fund – The general fund is the operating fund of the School District and is used to account for all financial resources, except those required to be accounted for and reported in another fund. The general fund balance is available to the School District for any purpose provided it is expended or transferred according to the general laws of Ohio.

ESSER Fund - This fund is used to account for financial resources received and expenditures for the ESSER program.

Permanent Improvement Fund – The permanent improvement fund receives taxes restricted for the payment of the construction of a new administration building, lease-purchase of a bus garage facility and the rental for School District copier equipment.

The other governmental funds of the School District account for grants and other resources whose uses are restricted, committed or assigned to a particular purpose.

Proprietary Funds Proprietary funds reporting focuses on the determination of operating income, changes in net position, financial position and cash flows. Proprietary funds are classified as enterprise or internal service. The School District has no enterprise funds. The following is a description of the School District's internal service fund:

Internal Service Fund – This fund is used to account for the financing of services provided by one department or agency to other departments or agencies of the School District on a cost- reimbursement basis. The School District utilizes an internal service fund to account for any unanticipated run-off claims not covered by their Shared Risk Pool's reserve as well as monies paid as reimbursement to employees for costs associated with spousal coverage medical insurance premiums.

Fiduciary Funds Fiduciary fund reporting focuses on net position and changes in net position. The fiduciary fund category is split into four classifications: pension (and other employee benefit) trust funds, investment trust funds, private-purpose trust funds and custodial funds. Trust funds are distinguished from custodial funds by the existence of a trust agreement or equivalent arrangements that has certain characteristics. Custodial funds are used to report fiduciary activities that are not required to be reported in a trust fund. The School District's only custodial fund accounts for monies received for athletic tournaments held on behalf of the Ohio High School Athletic Association. The District's custodial fund had no activity during fiscal year 2022.

D. Measurement Focus

Government-wide Financial Statements The government-wide financial statements are prepared using the economic resources measurement focus. All assets and deferred outflows of resources and all liabilities and deferred inflows of resources associated with the operation of the School District are included on the statement of net position. The statement of activities presents increases (e.g., revenues) and decreases (e.g., expenses) in total net position.

**LISBON EXEMPTED VILLAGE SCHOOL DISTRICT
COLUMBIANA COUNTY, OHIO**

**NOTES TO THE BASIC FINANCIAL STATEMENTS
FOR THE FISCAL YEAR ENDED JUNE 30, 2022**

NOTE 2 - SUMMARY OF SIGNIFICANT ACCOUNTING POLICIES (CONTINUED)

Fund Financial Statements All governmental funds are accounted for using a flow of current financial resources measurement focus. With this measurement focus, only current assets and deferred outflows of resources and current liabilities and deferred inflows of resources generally are included on the balance sheet. The statement of revenues, expenditures and changes in fund balances reports on the sources (e.g., revenues and other financing sources) and uses (e.g., expenditures and other financing uses) of current financial resources. This approach differs from the manner in which the governmental activities of the government-wide financial statements are prepared. Governmental fund financial statements therefore include a reconciliation with brief explanations to better identify the relationship between the government-wide statements and the statements for governmental funds.

Like the government-wide statements, all proprietary funds are accounted for on a flow of economic resources measurement focus. All assets and deferred outflows of resources and all liabilities and deferred inflows of resources associated with the operation of these funds are included on the statement of fund net position.

For proprietary funds, the statement of changes in fund net position presents increases (i.e., revenues) and decreases (i.e., expenses) in net total position. The statement of cash flows provides information about how the School District finances and meets the cash flow needs of its proprietary activities.

E. Basis of Accounting

Basis of accounting determines when transactions are recorded in the financial records and reported on the financial statements. Government-wide financial statements and the statements presented for the proprietary funds are prepared using the accrual basis of accounting. Governmental funds use the modified accrual basis of accounting. Differences in the accrual and the modified accrual basis of accounting arise in the recognition of revenue, the recording of deferred outflows/inflows of resources, and in the presentation of expenses versus expenditures.

Revenues – Exchange and Non-exchange Transactions Revenue resulting from exchange transactions, in which each party gives and receives essentially equal value, is recorded on the accrual basis when the exchange takes place. On a modified accrual basis, revenue is recorded in the fiscal year in which the resources are measurable and become available. Available means that the resources will be collected within the current fiscal year or are expected to be collected soon enough thereafter to be used to pay liabilities of the current fiscal year. For the School District, available means expected to be received within sixty days of fiscal year end.

Nonexchange transactions, in which the School District receives value without directly giving equal value in return, include property taxes, grants, entitlements, and donations. On the accrual basis, revenue from property taxes is recognized in the fiscal year for which the taxes are levied (See Note 6). Revenue from grants, entitlements, and donations is recognized in the fiscal year in which all eligibility requirements have been satisfied. Eligibility requirements include timing requirements, which specify the year when the resources are required to be used or the fiscal year when use is first permitted; matching requirements, in which the School District must provide local resources to be used for a specified purpose; and expenditure requirements, in which the resources are provided to the School District on a reimbursement basis. On a modified accrual basis, revenue from nonexchange transactions must also be available before it can be recognized.

Under the modified accrual basis, the following revenue sources are considered to be both measurable and available at fiscal year-end: property taxes available as an advance, grants, interest, tuition, fees and rentals.

**LISBON EXEMPTED VILLAGE SCHOOL DISTRICT
COLUMBIANA COUNTY, OHIO**

**NOTES TO THE BASIC FINANCIAL STATEMENTS
FOR THE FISCAL YEAR ENDED JUNE 30, 2022**

NOTE 2 - SUMMARY OF SIGNIFICANT ACCOUNTING POLICIES (CONTINUED)

Deferred Outflows/Inflows of Resources In addition to assets, the statements of financial position will sometimes report a separate section for deferred outflows of resources. Deferred outflows of resources represent a consumption of net position that applies to a future period and will not be recognized as an outflow of resources (expense/expenditure) until then. For the School District, deferred outflows of resources are reported on the government-wide statement of net position for pension and OPEB plans. The deferred outflows of resources related to pension and OPEB plans are explained in Notes 10 and 11.

In addition to liabilities, the statements of financial position report a separate section for deferred inflows of resources. Deferred inflows of resources represent an acquisition of net position that applies to a future period and will not be recognized until that time. For the School District, deferred inflows of resources include property taxes, pension, OPEB plans and unavailable revenue. Property taxes represent amounts for which there is an enforceable legal claim as of June 30, 2022, but which were levied to finance fiscal year 2023 operations. These amounts have been recorded as a deferred inflow on both the government-wide statement of net position and governmental fund financial statements. Unavailable revenue is reported only on the governmental funds balance sheet, and represents receivables which will not be collected within the available period. For the School District, unavailable revenue includes delinquent property taxes, intergovernmental revenues interest revenue, and miscellaneous revenue. These amounts are deferred and recognized as an inflow of resources in the period the amounts become available. Deferred inflows of resources related to pension and OPEB plans are reported on the government-wide statement of net position. (See Notes 10 and 11)

Expenditures/Expenses On the accrual basis of accounting, expenses are recognized at the time they are incurred.

The measurement focus of governmental fund accounting is on decreases in net financial resources (expenditures) rather than expenses. Expenditures are generally recognized in the accounting period in which the related fund liability is incurred, if measurable. Allocations of cost, such as depreciation and amortization, are not recognized in governmental funds.

F. Budgetary Data

All funds are legally required to be budgeted and appropriated. The major documents prepared are the tax budget, the appropriation resolution and the certificate of estimated resources, which are prepared on the budgetary basis of accounting. The tax budget demonstrates a need for existing or increased tax rates. The certificate of estimated resources establishes a limit on the amounts that the Board of Education may appropriate. The appropriation resolution is the Board's authorization to spend resources and sets annual limits on expenditures plus encumbrances at a level of control selected by the Board. The legal level of control has been established by the Board of Education at the fund level. The Treasurer has been given authority to allocate board appropriations to the function and object levels within each fund.

The certificate of estimated resources may be amended during the year if projected increases or decreases in revenue are identified by the School District Treasurer. The amounts reported as the original and final budgeted amounts in the budgetary statements reflect the amounts in the certificate when the original and final appropriations were passed by the Board of Education.

The appropriation resolution is subject to amendment by the Board throughout the year with the restriction that appropriations may not exceed estimated revenues. The amounts reported as the original budgeted amounts reflect the first appropriation for that fund that covered the entire fiscal year, including amounts automatically carried over from prior years. The amounts reported as the final budgeted amounts represent the final appropriation amounts passed by the Board during the fiscal year.

**LISBON EXEMPTED VILLAGE SCHOOL DISTRICT
COLUMBIANA COUNTY, OHIO**

**NOTES TO THE BASIC FINANCIAL STATEMENTS
FOR THE FISCAL YEAR ENDED JUNE 30, 2022**

NOTE 2 - SUMMARY OF SIGNIFICANT ACCOUNTING POLICIES (CONTINUED)

G. Cash and Investments

To improve cash management, cash received by the School District is pooled. Monies for all funds are maintained in this pool. Individual fund integrity is maintained through the School District's records. Interest in the pool is presented as "equity in pooled cash and cash equivalents" on the financial statements.

The School District has invested funds during fiscal year 2022 in the State Treasury Asset Reserve of Ohio (STAR Ohio), US government money market funds, negotiable certificates of deposit, Federal Home Loan Bank (FHLB) securities, Federal Home Loan Mortgage Corporation (FHLMC) securities, Federal Farm Credit Bank (FFCB) securities, Federal National Mortgage Association (FNMA) securities, US Treasury bills, and US Treasury notes. Except STAR Ohio, investments are reported at fair value.

STAR Ohio (the State Treasury Asset Reserve of Ohio) is an investment pool managed by the State Treasurer's Office which allows governments within the State to pool their funds for investment purposes. STAR Ohio is not registered with the SEC as an investment company, but has adopted Governmental Accounting Standards Board (GASB) Statement No. 79, "Certain External Investment Pools and Pool Participants." The School District measures its investment in STAR Ohio at the net asset value (NAV) per share provided by STAR Ohio. The NAV per share is calculated on an amortized cost basis that provides an NAV per share that approximates fair value.

For the fiscal year 2022, there were no limitations or restrictions on any participant withdrawals due to redemption notice periods, liquidity fees, or redemption gates. However, twenty-four hours advance notice is appreciated for deposits and withdrawals of \$100 million or more. STAR Ohio reserves the right to limit the transactions to \$250 million per day, requiring the excess amount to be transacted the following business day(s), but only to the \$250 million limit. All accounts of the participant will be combined for these purposes.

Following Ohio statutes, the Board of Education has, by resolution, specified the funds to receive an allocation of interest earnings. Interest revenue credited to the general fund during fiscal year 2022 amounted to \$38,310, of which \$12,194 was assigned from other School District funds.

Investments of the cash management pool and investments with an original maturity of three months or less at the time they are purchased by the School District are presented on the financial statements as cash equivalents.

H. Prepaid Items

Payments made to vendors for services that will benefit periods beyond June 30, 2022, are recorded as prepaid items using the consumption method by recording a current asset for the prepaid amount and reflecting the expenditures/expense in the year in which the services are consumed.

I. Inventory

Inventories are presented at cost and donated commodities are presented at their entitlement value. Inventories are presented on a first-in, first-out basis and are expended/expensed when used. Inventories consist of donated and purchased food held for resale.

J. Capital Assets

The School District's only capital assets are general capital assets. These assets generally result from expenditures in the governmental funds. They are reported in the governmental activities column of the government-wide statement of net position but are not reported on the fund financial statements.

**LISBON EXEMPTED VILLAGE SCHOOL DISTRICT
COLUMBIANA COUNTY, OHIO**

**NOTES TO THE BASIC FINANCIAL STATEMENTS
FOR THE FISCAL YEAR ENDED JUNE 30, 2022**

NOTE 2 - SUMMARY OF SIGNIFICANT ACCOUNTING POLICIES (CONTINUED)

Capital assets are capitalized at cost (or estimated historical cost) and updated for additions and retirements during the year. The School District was able to estimate the historical cost for the initial reporting assets by back trending (i.e. estimating the current replacement cost of the asset to be capitalized and using an appropriate price-index to deflate the cost to the acquisition year or estimated acquisition year). Donated capital assets are recorded at their acquisition values as of the date received. The School District maintains a capitalization threshold of two thousand five hundred dollars. The School District does not possess any infrastructure. Improvements are capitalized; the costs of normal maintenance and repairs that do not add to the value of the asset or materially extend an asset's life are not capitalized.

All reported capital assets, other than land and construction in progress, are depreciated. Improvements are depreciated over the remaining useful lives of the related capital assets. Depreciation is computed using the straight-line method over the following useful lives:

Description	Governmental Activities <u>Estimated Lives</u>
Land improvements	20 years
Buildings and improvements	40 - 50 years
Furniture and equipment	5 - 20 years
Vehicles	10 years

K. Compensated Absences

Vacation benefits are accrued as a liability as the benefits are earned if the employees' rights to receive compensation are attributable to services already rendered and it is probable that the School District will compensate the employees for the benefits through paid time off or some other means.

Sick leave benefits are accrued as a liability using the termination method. An accrual for earned sick leave is made to the extent that it is probable that benefits will result in termination payments. The liability is an estimate based on the School District's past experience of making termination payments.

The entire compensated absence liability is reported on the government-wide financial statements.

For governmental fund financial statements, compensated absences are recognized as liabilities and expenditures as payments come due each period upon the occurrence of employee resignations and retirements.

L. Pensions/Other Postemployment Benefits (OPEB)

For purposes of measuring the net pension/OPEB liability (asset), deferred outflows of resources and deferred inflows of resources related to pensions/OPEB, and pension/OPEB expense, information about the fiduciary net position of the pension/OPEB plans and additions to/deductions from their fiduciary net position have been determined on the same basis as they are reported by the pension/OPEB plan. For this purpose, benefit payments (including refunds of employee contributions) are recognized when due and payable in accordance with the benefit terms. The pension/OPEB plans report investments at fair value.

**LISBON EXEMPTED VILLAGE SCHOOL DISTRICT
COLUMBIANA COUNTY, OHIO**

**NOTES TO THE BASIC FINANCIAL STATEMENTS
FOR THE FISCAL YEAR ENDED JUNE 30, 2022**

NOTE 2 - SUMMARY OF SIGNIFICANT ACCOUNTING POLICIES (CONTINUED)

M. Accrued Liabilities and Long-Term Obligations

All payables, accrued liabilities and long-term obligations are reported in the government-wide financial statements. In general, governmental fund payables and accrued liabilities that, once incurred, are paid in a timely manner and in full from current financial resources are reported as obligations of the funds. However, compensated absences that will be paid from governmental funds are reported as a liability in the fund financial statements only to the extent that they are due for payment during the current fiscal year. Capital leases are recognized as a liability on the governmental fund financial statements when due. Net pension/OPEB liability should be recognized in the governmental funds to the extent that benefit payments are due and payable and the pension/OPEB plan's fiduciary net position is not sufficient for payment of those benefits.

N. Net Position

Net position represents the difference between all other elements in the financial position. Net investment in capital assets consists of capital assets, net of accumulated depreciation, reduced by the outstanding balances of any borrowings used for the acquisition, construction, or improvement of those assets. Net position is reported as restricted when there are limitations imposed on their use either through external restrictions imposed by creditors, grantors or laws, or regulations of other governments. Net position restricted for other purposes include food service operations, student activities and facilities maintenance.

The School District first applies restricted resources when an expense is incurred for purposes for which both restricted and unrestricted net position is available.

O. Fund Balance

Fund balance is divided into five classifications based primarily on the extent to which the School District is bound to observe constraints imposed upon the use of the resources in the governmental funds. The classifications are as follows:

Nonspendable The nonspendable fund balance category includes amounts that cannot be spent because they are not in spendable form, or legally or contractually required to be maintained intact. The "not in spendable form" criterion includes items that are not expected to be converted to cash.

Restricted Fund balance is reported as restricted when constraints placed on the use of resources are either externally imposed by creditors (such as through debt covenants), grantors, contributors, or laws or regulations of other governments or is imposed by law through constitutional provisions.

Committed The committed fund balance classification includes amounts that can be used only for the specific purposes imposed by a formal action (resolution) of the School District Board of Education. Those committed amounts cannot be used for any other purpose unless the School District Board of Education removes or changes the specified use by taking the same type of action (resolution) it employed to previously commit those amounts. Committed fund balance also incorporates contractual obligations to the extent that existing resources in the fund have been specifically committed for use in satisfying those contractual requirements.

Assigned Amounts in the assigned fund balance classification are intended to be used by the School District for specific purposes but do not meet the criteria to be classified as restricted or committed. In governmental funds other than the general fund, assigned fund balance represents the remaining amount that is not restricted or committed. These amounts are assigned by the Board of Education. In the general fund, assigned amounts represent intended uses established by the Board of Education or by a School District official delegated that authority by resolution or State Statute. State Statute authorizes the Treasurer to assign fund balance for purchases on order provided such amounts have been lawfully appropriated. The Board of Education has assigned fund balance for support services and to cover a gap between revenues and appropriations in fiscal year 2023's appropriated budget.

**LISBON EXEMPTED VILLAGE SCHOOL DISTRICT
COLUMBIANA COUNTY, OHIO**

**NOTES TO THE BASIC FINANCIAL STATEMENTS
FOR THE FISCAL YEAR ENDED JUNE 30, 2022**

NOTE 2 - SUMMARY OF SIGNIFICANT ACCOUNTING POLICIES (CONTINUED)

Unassigned Unassigned fund balance is the residual classification for the general fund and includes all spendable amounts not contained in the other classifications. In other governmental funds, the unassigned classification is used only to report a deficit balance.

The School District applies restricted resources first when expenditures are incurred for purposes for which either restricted or unrestricted (committed, assigned, and unassigned) amounts are available. Similarly, within unrestricted fund balance, committed amounts are reduced first followed by assigned, and then unassigned amounts when expenditures are incurred for purposes for which amounts in any of the unrestricted fund balance classifications could be used.

P. Operating Revenues and Expenses

Operating revenues are those revenues that are generated directly from the primary activity of the proprietary fund. For the School District, these revenues are services for the self-insurance program. Operating expenses are necessary costs incurred to provide the service that are the primary activity of the fund. Any revenue and expenses not meeting these definitions are reported as non-operating.

Q. Internal Activity

Transfers between governmental funds are eliminated on the government-wide financial statements. Internal events that are allocations of overhead expenses from one function to another or within the same function are eliminated on the Statement of Activities. Interfund payments for services provided and used are eliminated.

Exchange transactions between funds are reported as revenues in the seller funds and as expenditures/expenses in the purchaser funds. Flows of cash or goods from one fund to another without a requirement for repayment are reported as interfund transfers. Interfund transfers are reported as other financing sources/uses in governmental funds. Repayments from funds responsible for particular expenditures/expenses to the funds that initially paid for them are not presented on the financial statements.

R. Interfund Balances

On fund financial statements, receivables and payables resulting from short-term interfund loans are classified as "interfund receivables/payables". These amounts are eliminated in the governmental activities column of the statement of net position.

S. Estimates

The preparation of financial statements in conformity with generally accepted accounting principles requires management to make estimates and assumptions that affect the amounts reported on the financial statements and accompanying notes. Actual results may differ from those estimates.

**LISBON EXEMPTED VILLAGE SCHOOL DISTRICT
COLUMBIANA COUNTY, OHIO**

**NOTES TO THE BASIC FINANCIAL STATEMENTS
FOR THE FISCAL YEAR ENDED JUNE 30, 2022**

NOTE 3 - ACCOUNTABILITY AND COMPLIANCE

A. Change in Accounting Principles

For fiscal year 2022, the School District has implemented GASB Statement No. 87, "Leases", GASB Implementation Guide 2019-3, "Leases", GASB Statement No. 89, "Accounting for Interest Cost Incurred before the End of a Construction Period", GASB Implementation Guide 2020-1, "Implementation Guide Update - 2020", GASB Statement No. 92, "Omnibus 2020", GASB Statement No. 93, "Replacement of Interbank Offered Rates", GASB Statement No. 97, "Certain Component Unit Criteria, and Accounting and Financial Reporting for Internal Revenue Code Section 457 Deferred Compensation Plans—an amendment of GASB Statements No. 14 and No. 84, and a supersession of GASB Statement No. 32" and certain paragraphs of GASB Statement No. 99, "Omnibus 2022".

GASB Statement No. 87 and GASB Implementation Guide 2019-3 enhance the relevance and consistency of information of the government's leasing activities. It establishes requirements for lease accounting based on the principle that leases are financings of the right to use an underlying asset. A lessee is required to recognize a lease liability and an intangible right to use lease asset, and a lessor is required to recognize a lease receivable and a deferred inflow of resources. These changes were incorporated in the School District's fiscal year 2022 financial statements.

GASB Statement No. 89 establishes accounting requirements for interest cost incurred before the end of a construction period. GASB Statement No. 89 requires that interest cost incurred before the end of a construction period be recognized as an expense in the period in which the cost is incurred for financial statements prepared using the economic resources measurement focus. GASB Statement No. 89 also reiterates that financial statements prepared using the current financial resources measurement focus, interest cost incurred before the end of a construction period should be recognized as an expenditure on a basis consistent with governmental fund accounting principles. The implementation of GASB Statement No. 89 did not have an effect on the financial statements of the School District.

GASB Implementation Guide 2020-1 provides clarification on issues related to previously established GASB guidance. The implementation of GASB Implementation Guide 2020-1 did not have an effect on the financial statements of the School District.

GASB Statement No. 92 enhances comparability in accounting and financial reporting and to improve the consistency of authoritative literature by addressing practice issues that have been identified during implementation and application of certain GASB Statements. The implementation of GASB Statement No. 92 did not have an effect on the financial statements of the School District.

GASB Statement No. 93 establishes accounting and financial reporting requirements related to the replacement of Interbank Offered Rates (IBORs) in hedging derivative instruments and leases. It also identifies appropriate benchmark interest rates for hedging derivative instruments. The implementation of GASB Statement No. 93 did not have an effect on the financial statements of the School District.

GASB Statement No. 97 is to (1) increase consistency and comparability related to the reporting of fiduciary component units in circumstances in which a potential component unit does not have a governing board and the primary government performs the duties that a governing board typically would perform; (2) mitigate costs associated with the reporting of certain defined contribution pension plans, defined contribution other postemployment benefit (OPEB) plans, and employee benefit plans other than pension plans or OPEB plans (other employee benefit plans) as fiduciary component units in fiduciary fund financial statements; and (3) enhance the relevance, consistency, and comparability of the accounting and financial reporting for Internal Revenue Code (IRC) Section 457 deferred compensation plans (Section 457 plans) that meet the definition of a pension plan and for benefits provided through those plans. The implementation of GASB Statement No. 97 did not have an effect on the financial statements of the School District.

**LISBON EXEMPTED VILLAGE SCHOOL DISTRICT
COLUMBIANA COUNTY, OHIO**

**NOTES TO THE BASIC FINANCIAL STATEMENTS
FOR THE FISCAL YEAR ENDED JUNE 30, 2022**

NOTE 3 - ACCOUNTABILITY AND COMPLIANCE (CONTINUED)

GASB Statement No. 99 to enhance comparability in accounting and financial reporting and to improve the consistency of authoritative literature by addressing (1) practice issues that have been identified during implementation and application of certain GASB Statements and (2) accounting and financial reporting for financial guarantees. The implementation of GASB Statement No. 99 did not have an effect on the financial statements of the School District.

B. Deficit Fund Balances

Fund balances at June 30, 2022 included the following individual fund deficits:

<u>Major funds</u>	<u>Deficit</u>
ESSER fund	\$ 42,201
<u>Nonmajor funds</u>	<u>Deficit</u>
Public school preschool	3,442
Title I	18,307
Miscellaneous federal grants	56,083

The general fund is liable for any deficit in these funds and provides transfers when cash is required, not when accruals occur. The deficit fund balances resulted from adjustments for accrued liabilities.

NOTE 4 – BUDGETARY BASIS OF ACCOUNTING

While the School District is reporting financial position, results of operations, and changes in fund balance on the basis of generally accepted accounting principles (GAAP), the budgetary basis as provided by law is based upon accounting for certain transactions on a basis of cash receipts, disbursements, and encumbrances. The Statement of Revenues, Expenditures, and Changes in Fund Balance – Budget (Non-GAAP Basis) and Actual presented for the general fund and ESSER fund are presented on the budgetary basis to provide a meaningful comparison of actual results with the budget. The major differences between the budget basis and GAAP (modified accrual) basis are as follows:

1. Revenues are recorded when received in cash (budget) as opposed to when susceptible to accrual (GAAP).
2. Investments are reported at cost (budget basis) rather than fair value (GAAP basis).
3. Budgetary revenues and expenditures of the public school support fund are reclassified to the general fund for GAAP Reporting.
4. Expenditures are recorded when paid in cash (budget) as opposed to when the fund liability is incurred (GAAP).
5. Encumbrances are treated as expenditures (budget) rather than restricted, committed, or assigned fund balance (GAAP).

**LISBON EXEMPTED VILLAGE SCHOOL DISTRICT
COLUMBIANA COUNTY, OHIO**

**NOTES TO THE BASIC FINANCIAL STATEMENTS
FOR THE FISCAL YEAR ENDED JUNE 30, 2022**

NOTE 4 – BUDGETARY BASIS OF ACCOUNTING (CONTINUED)

The following table summarizes the adjustments necessary to reconcile the GAAP basis statements to the budgetary basis statements for the general fund and the ESSER fund.

Net Change in Fund Balance	<u>General fund</u>	<u>ESSER</u>
Budget basis	\$ 529,457	\$ 79,969
Net adjustment for revenue accruals	(50,319)	7,337
Net adjustment for expenditure accruals	171,554	(129,507)
Net adjustment for other sources/uses	(21,818)	-
Funds budgeted elsewhere	(3,018)	-
Adjustment for encumbrances	<u>13,055</u>	<u>-</u>
GAAP basis	<u>\$ 638,911</u>	<u>\$ (42,201)</u>

NOTE 5 - DEPOSITS AND INVESTMENTS

Monies held by the School District are classified by State statute into three categories.

Active monies are public monies determined to be necessary to meet current demands upon the School District treasury. Active monies must be maintained either as cash in the School District treasury, in commercial accounts payable or withdrawable on demand, including negotiable order of withdrawal (NOW) accounts, or in money market deposit accounts.

Inactive deposits are public deposits that the Board has identified as not required for use within the current five year period of designation of depositories. Inactive deposits must either be evidenced by certificates of deposit maturing not later than the end of the current period of designation of depositories, or by savings or deposit accounts including, but not limited to, passbook accounts.

Interim deposits are deposits of interim monies. Interim monies are those monies which are not needed for immediate use but which will be needed before the end of the current period of designation of depositories. Interim deposits must be evidenced by time certificates of deposit maturing not more than one year from the date of deposit or by savings or deposit accounts, including passbook accounts.

Interim monies held by the School District can be deposited or invested in the following securities:

1. United States Treasury bills, bonds, notes, or any other obligation or security issued by the United States Treasury, or any other obligation guaranteed as to principal and interest by the United States;
2. Bonds, notes, debentures, or any other obligation or security issued by any federal government agency or instrumentality including, but not limited to, the Federal National Mortgage Association, Federal Home Loan Bank, Federal Farm Credit Bank, Federal Home Loan Mortgage Corporation, and Government National Mortgage Association. All federal agency securities shall be direct issuances of federal government agencies or instrumentalities;
3. Written repurchase agreements in the securities listed above provided the market value of the securities subject to the repurchase agreement must exceed the principal value of the agreement by at least two percent and be marked to market daily, and the term of the agreement must not exceed thirty days;

**LISBON EXEMPTED VILLAGE SCHOOL DISTRICT
COLUMBIANA COUNTY, OHIO**

**NOTES TO THE BASIC FINANCIAL STATEMENTS
FOR THE FISCAL YEAR ENDED JUNE 30, 2022**

NOTE 5 - DEPOSITS AND INVESTMENTS (CONTINUED)

4. Bonds and other obligations of the State of Ohio, and with certain limitations including a requirement for maturity within ten years from the date of settlement, bonds and other obligations of political subdivisions of the State of Ohio, if training requirements have been met;
5. Time certificates of deposit or savings or deposit accounts including, but not limited to, passbook accounts;
6. No-load money market mutual funds consisting exclusively of obligations described in division (1) or (2) and repurchase agreements secured by such obligations, provided that investments in securities described in this division are made only through eligible institutions;
7. The State Treasurer's investment pool (STAR Ohio).
8. Certain bankers' acceptances (for a period not to exceed one hundred eighty days) and commercial paper notes (for a period not to exceed two hundred seventy days) in an amount not to exceed 40 percent of the interim monies available for investment at any one time if training requirements have been met. The investment in commercial paper notes of a single issuer shall not exceed in the aggregate five percent of interim moneys available for investment at the time of purchase.

Investments in stripped principal or interest obligations, reverse repurchase agreements, and derivatives are prohibited. The issuance of taxable notes for the purpose of arbitrage, the use of leverage, and short selling are also prohibited. An investment must mature within five years from the date of purchase, unless matched to a specific obligation or debt of the School District, and must be purchased with the expectation that it will be held to maturity.

Investments may only be made through specified dealers and institutions. Payment for investments may be made only upon delivery of the securities representing the investments to the treasurer or, if the securities are not represented by a certificate, upon receipt of confirmation of transfer from the custodian.

A. Deposits

At June 30, 2022, the carrying amount of all School District deposits was \$3,285,552 and the bank balance of all School District deposits was \$3,705,164. Of the bank balance, \$500,000 was covered by the FDIC, \$1,923,098 was covered by the Ohio Pooled Collateral System, and \$1,282,066 was exposed to custodial credit risk discussed below because those deposits were uninsured and uncollateralized.

Custodial credit risk is the risk that, in the event of bank failure, the School District will not be able to recover deposits or collateral securities that are in the possession of an outside party. The School District has no deposit policy for custodial credit risk beyond the requirements of State statute. Ohio law requires that deposits either be insured or protected by (1) eligible securities pledged to the School District and deposited with a qualified trustee by the financial institution as security for repayment whose fair value at all times shall be at least 105 percent of the deposits being secured, or (2) participation in the Ohio Pooled Collateral System (OPCS), a collateral pool of eligible securities deposited with a qualified trustee and pledged to the Treasurer of State to secure the repayment of all public monies deposited in the financial institution. OPCS requires the total fair value of the securities pledged to be 102 percent of the deposits being secured or a rate set by the Treasurer of State. For 2022, one of the School District's financial institutions was approved for a reduced collateral rate of 60 percent through the OPCS. Although all statutory requirements for the deposit of money had been followed, noncompliance with Federal requirements could potentially subject the School District to a successful claim by the FDIC.

**LISBON EXEMPTED VILLAGE SCHOOL DISTRICT
COLUMBIANA COUNTY, OHIO**

NOTES TO THE BASIC FINANCIAL STATEMENTS
FOR THE FISCAL YEAR ENDED JUNE 30, 2022

NOTE 5 - DEPOSITS AND INVESTMENTS (CONTINUED)

B. Investments

Investments are reported at fair value. As of June 30, 2022, the School District had the following investments:

Measurement/ Investment type	Measurement Value	Investment Maturities				
		6 months or less	7 to 12 months	13 to 18 months	19 to 24 months	Greater than 24 months
<i>Fair Value:</i>						
Negotiable CDs	\$ 862,549	\$ -	\$ -	\$ 163,854	\$ 506,695	\$ 192,000
FFCB	498,881	-	240,442	-	165,090	93,349
FHLB	618,832	-	258,470	-	-	360,362
FHLMC	237,083	-	-	237,083	-	-
FNMA	105,945	-	-	-	-	105,945
U.S. Treasury notes	570,362	-	127,811	323,108	119,443	-
U.S. Treasury bills	124,934	124,934	-	-	-	-
U.S. Government Money Market fund	7,386	7,386	-	-	-	-
<i>Amortized Cost:</i>						
STAR Ohio	5,460	5,460	-	-	-	-
Total	\$ 3,031,432	\$ 137,780	\$ 626,723	\$ 724,045	\$ 791,228	\$ 751,656

The School District's weighted average length to maturity for investments in is 1.61 years.

The School District's investments in U.S Government money market mutual funds are valued using quoted market prices (Level 1 inputs). The School District's investments in federal agency securities (FFCB, FHLB, FHLMC, FNMA), U.S. Treasury notes, U.S. Treasury bills, and negotiable CD's are valued using quoted market prices that are not considered to be active, dealer quotations or alternative pricing sources for similar assets or liabilities for which all significant inputs are observable, either direct or indirectly (Level 2 inputs).

Interest Rate Risk: As a means of limiting its exposure to fair value losses arising from rising interest rates and according to State law, the School District's investment policy limits investment portfolio maturities to five years or less.

Credit Risk: The School District's investments in U.S. Government money market mutual fund and STAR Ohio have been assigned an AAAM money market rating by Standard & Poor's. Ohio Law requires that STAR Ohio maintain the highest rating provided by at least one nationally recognized standard rating service. The federal agency securities (FFCB, FHLB, FHLMC, FNMA) were rated Aaa and AA+ by Moody's Investor Services and Standard & Poor's, respectively. The U.S. Treasury notes and bills were rated Aaa and AA+ by Moody's Investor Services and Standard & Poor's, respectively. The negotiable CD's are not rated but are fully insured by the FDIC. The School District has no investment policy dealing with credit risk.

Custodial Credit Risk: For an investment, custodial credit risk is the risk that, in the event of the failure of the counterparty, the School District will not be able to recover the value of its investments or collateral securities that are in the possession of an outside party. The School District has no investment policy dealing with investment custodial risk beyond the requirement in State statute that prohibits payment for investments prior to the delivery of the securities representing such investments to the treasurer or qualified trustee. The negotiable CD's were fully insured by the FDIC.

**LISBON EXEMPTED VILLAGE SCHOOL DISTRICT
COLUMBIANA COUNTY, OHIO**

**NOTES TO THE BASIC FINANCIAL STATEMENTS
FOR THE FISCAL YEAR ENDED JUNE 30, 2022**

NOTE 5 - DEPOSITS AND INVESTMENTS (CONTINUED)

Concentration of Credit Risk: The School District’s investment policy places no limit on the amount that may be invested in any one issuer. The following table includes the percentage of each investment type held by the School District at June 30, 2022:

<u>Measurement/ Investment type</u>	<u>Measurement Value</u>	<u>% of Total</u>
<i>Fair Value:</i>		
Negotiable CD's	\$ 862,549	28.45
FFCB	498,881	16.46
FHLB	618,832	20.43
FHLMC	237,083	7.82
FNMA	105,945	3.49
U.S. Treasury notes	570,362	18.81
U.S. Treasury bills	124,934	4.12
U.S. government money market mutual fund	7,386	0.24
<i>Amortized Cost:</i>		
STAR Ohio	5,460	0.18
Total	<u>\$ 3,031,432</u>	<u>100.00</u>

C. Reconciliation of Cash and Investments to the Statement of Net Position

The following is a reconciliation of cash and investments as reported in the note above to cash and investments as reported above on the statement of net position as of June 30, 2022:

<u>Cash and investments per note</u>	
Carrying amount of deposits	\$ 3,285,552
Investments	<u>3,031,432</u>
Total	<u>\$ 6,316,984</u>
 <u>Cash and investments per statement of net position</u>	
Governmental activities	<u>\$ 6,316,984</u>

NOTE 6 - PROPERTY TAXES

Property taxes are levied and assessed on a calendar year basis while the School District’s fiscal year runs from July through June. First half tax collections are received by the School District in the second half of the fiscal year. Second half tax distributions occur in the first half of the following fiscal year.

Property taxes include amounts levied against all real and public utility property located in the School District. Real property tax revenue received in calendar year 2022 represents collections of calendar year 2021 taxes. Real property taxes received in calendar year 2022 were levied after April 1, 2021, on the assessed value listed as of January 1, 2021, the lien date. Assessed values for real property taxes are established by State law at 35 percent of appraised market value. Real property taxes are payable annually or semiannually. If paid annually, payment is due December 31; if paid semiannually, the first payment is due December 31, with the remainder payable by June 20. Under certain circumstances, State statute permits alternate payment dates to be established.

**LISBON EXEMPTED VILLAGE SCHOOL DISTRICT
COLUMBIANA COUNTY, OHIO**

**NOTES TO THE BASIC FINANCIAL STATEMENTS
FOR THE FISCAL YEAR ENDED JUNE 30, 2022**

NOTE 6 - PROPERTY TAXES (CONTINUED)

Public utility property tax revenues received in calendar year 2022 represent the collection of calendar year 2021 taxes. Public utility real and tangible personal property taxes received in calendar year 2022 became a lien on December 31, 2020, were levied after April 1, 2021, and are collected with real property taxes. Public utility real property is assessed at thirty-five percent of true value; public utility tangible personal property is currently assessed at varying percentages of true value.

The School District receives property taxes from Columbiana County. The County Auditor periodically advances to the School District its portion of the taxes collected. Second-half real property tax payments collected by the counties by June 30, 2022, are available to finance fiscal year 2022 operations. The amount available to be advanced can vary based on the date the tax bills are sent.

Accrued property taxes receivable includes real property and public utility property taxes which are measurable as of June 30, 2022, and for which there is an enforceable legal claim. Although total property tax collections for the next fiscal year are measurable, only the amount of real property taxes available as an advance at June 30 was levied to finance current fiscal year operations and is reported as revenue at fiscal year-end. The portion of the receivable not levied to finance current fiscal year operations is offset by a credit to deferred inflows of resources – property taxes. On the accrual basis, collectible delinquent property taxes have been recorded as a receivable and revenue while on the modified accrual basis the revenue has been reported as deferred inflows of resources – unavailable revenue.

The amount available as an advance of real property taxes at June 30, 2022, was \$139,534 in the general fund, \$32,030 in the permanent improvement fund and \$2,707 in the OSFC maintenance levy fund. The amount available as an advance of real property taxes at June 30, 2021, was \$58,137 in the general fund, \$13,338 in the permanent improvement fund and \$1,133 in the OSFC maintenance levy fund.

The assessed values upon which the fiscal year 2022 taxes were collected are:

	2021 Second Half Collections		2022 First Half Collections	
	<u>Amount</u>	<u>Percent</u>	<u>Amount</u>	<u>Percent</u>
Agricultural/residential and other real estate	\$ 90,041,810	86.28	\$ 90,577,490	85.55
Public utility personal	<u>14,316,810</u>	<u>13.72</u>	<u>15,297,520</u>	<u>14.45</u>
Total	<u>\$ 104,358,620</u>	<u>100.00</u>	<u>\$ 105,875,010</u>	<u>100.00</u>
Tax rate per \$1,000 of assessed valuation	\$31.20		\$31.20	

NOTE 7 - RECEIVABLES

Receivables at June 30, 2022, consisted of taxes, accrued interest accounts, and intergovernmental grants. All receivables are considered collectible in full due to the ability to foreclose for the nonpayment of taxes, the stable condition of State programs, and the current fiscal year guarantee of federal funds. All receivables, except for delinquent property taxes, are expected to be collected within one year. Property taxes, although ultimately collectable, include some portion of delinquencies that will not be collected within one year.

**LISBON EXEMPTED VILLAGE SCHOOL DISTRICT
COLUMBIANA COUNTY, OHIO**

NOTES TO THE BASIC FINANCIAL STATEMENTS
FOR THE FISCAL YEAR ENDED JUNE 30, 2022

NOTE 7 - RECEIVABLES (CONTINUED)

A summary of the principal items of intergovernmental receivable follows:

<u>Governmental Activities</u>	<u>Amounts</u>
Medicaid	\$ 6,796
Food service federal funds	16,858
Title I-A	11,270
Title V-B	57,230
Early Childhood Education	2,856
School Bus Purchase Program	109,333
ESSER	68,146
Foundation settlements	2,502
SERS refunds	<u>23,373</u>
Total	<u>\$ 298,364</u>

NOTE 8 – CAPITAL ASSETS

Capital asset activity for the fiscal year ended June 30, 2022, was as follows:

	<u>Balance</u>			<u>Balance</u>
	<u>06/30/21</u>	<u>Additions</u>	<u>Deductions</u>	<u>06/30/22</u>
Governmental activities:				
<i>Capital assets, not being depreciated:</i>				
Land	\$ 962,729	\$ -	\$ -	\$ 962,729
Construction in progress	<u>-</u>	<u>306,804</u>	<u>-</u>	<u>306,804</u>
Total capital assets, not being depreciated	<u>962,729</u>	<u>306,804</u>	<u>-</u>	<u>1,269,533</u>
<i>Capital assets, being depreciated:</i>				
Land improvements	1,023,944	-	-	1,023,944
Buildings and improvements	23,916,538	75,269	-	23,991,807
Furniture and equipment	3,202,360	114,431	-	3,316,791
Vehicles	<u>490,242</u>	<u>181,409</u>	<u>-</u>	<u>671,651</u>
Total capital assets, being depreciated	<u>28,633,084</u>	<u>371,109</u>	<u>-</u>	<u>29,004,193</u>
<i>Less: accumulated depreciation:</i>				
Land improvements	(895,320)	(17,003)	-	(912,323)
Buildings and improvements	(12,295,964)	(558,898)	-	(12,854,862)
Furniture and equipment	(2,379,326)	(131,947)	-	(2,511,273)
Vehicles	<u>(414,001)</u>	<u>(30,090)</u>	<u>-</u>	<u>(444,091)</u>
Total accumulated depreciation	<u>(15,984,611)</u>	<u>(737,938)</u>	<u>-</u>	<u>(16,722,549)</u>
Governmental activities capital assets, net	<u>\$ 13,611,202</u>	<u>\$ (60,025)</u>	<u>\$ -</u>	<u>\$ 13,551,177</u>

**LISBON EXEMPTED VILLAGE SCHOOL DISTRICT
COLUMBIANA COUNTY, OHIO**

NOTES TO THE BASIC FINANCIAL STATEMENTS
FOR THE FISCAL YEAR ENDED JUNE 30, 2022

NOTE 8 – CAPITAL ASSETS (CONTINUED)

Depreciation expense was charged to governmental functions as follows:

<u>Instruction:</u>	
Regular	\$ 641,254
Special	1,187
<u>Support services:</u>	
Instructional staff	5,658
Board of Education	684
Operations and maintenance	20,423
Pupil transportation	30,264
Other non-instructional services	18,623
Food service operations	15,127
Extracurricular activities	<u>4,718</u>
Total depreciation expense	<u>\$ 737,938</u>

NOTE 9 – RISK MANAGEMENT

Property and Liability

The School District is exposed to various risks of loss related to torts; theft of, damage to, and destruction of assets; errors and omissions; injuries to employees; and natural disasters. During fiscal year 2022, the School District contracted with Holloway Insurance Company which provided for property, fleet and liability insurance coverage through Indiana Insurance Company. The levels of coverage are listed as follows:

<u>Type of Coverage</u>	<u>Amount</u>
Building and Contents - replacement costs	\$ 48,180,184
Inland Marine Coverage	1,000,000
Crime Insurance	10,000
Automobile Liability	1,000,000
Auto Medical Payments	5,000
Uninsured Motorists	1,000,000
General Liability	
Per Occurrence	1,000,000
Total Per Year	2,000,000
Umbrella Liability	5,000,000

Settled claims have not exceeded this commercial coverage in any of the past three years, and there was no reduction in insurance coverage from last year.

**LISBON EXEMPTED VILLAGE SCHOOL DISTRICT
COLUMBIANA COUNTY, OHIO**

**NOTES TO THE BASIC FINANCIAL STATEMENTS
FOR THE FISCAL YEAR ENDED JUNE 30, 2022**

NOTE 9 – RISK MANAGEMENT (CONTINUED)

Workers' Compensation

For fiscal year 2022 the School District participated in the Sheakley/Better Business Bureau of Central Ohio Group Rating Program (GRP), an insurance purchasing pool. The intent of the GRP is to achieve the benefit of a reduced premium for the School District by virtue of its grouping and representation with other participants in the GRP. The workers' compensation experience of the participants is calculated as one experience and a common premium rate is applied to all participants in the GRP. Each participant pays its workers' compensation premium to the State based on the rate for the GRP rather than its individual rate.

Total savings are then calculated and each participant's individual performance is compared to the overall savings percentage of the GRP. A participant will then either receive money from or be required to contribute to the "equity pooling fund". This "equity pooling" arrangement insures that each participant shares equally in the overall performance of the GRP. Participation in the GRP is limited to participants that can meet the GRP's selection criteria. The firm of Sheakley Uniservice, Inc. provides administrative, cost controls, and actuarial services to the GRP.

Employee Health Benefits

The School District is a member of the Portage Area School Consortium (the "Consortium"), a risk sharing pool, through which a cooperative Health Benefit Program was created for the benefits of its members. The Health Benefit Program (the "Program") is an employee health benefit plan which covers the participating members' employees. The Consortium acts as a fiscal agent for the cash funds paid into the program by the participating school districts. These funds are pooled together for the purposes of paying health benefit claims of employees and their covered dependents, administrative expenses of the program and premiums for stop-loss insurance coverage. A reserve exists which is to cover any unpaid claims if the School District were to withdraw from the pool. If the reserve would not cover such claims, the School District would be liable for any costs above the reserve.

The School District pays 88 percent of the insurance premium costs for all of the participating staff. For the period covering July 1, 2021, through June 30, 2022, the School District paid premiums in the amount of \$1,836.28 for family coverage per month and \$748.79 per single coverage per month for eligible full-time employees. The premiums are paid by the fund that pays the salary for the employee and are based on historical cost information.

Claims are paid for all participants regardless of claims flow. Upon termination, all School District claims would be paid without regard to the School District's account balance or the Directors have the right to hold monies for an exiting school district subsequent to the settlement of all expenses and claims.

NOTE 10 - DEFINED BENEFIT PENSION PLANS

The Statewide retirement systems provide both pension benefits and other postemployment benefits (OPEB).

Net Pension Liability/Net OPEB Liability/Asset

The net pension liability/asset and the net OPEB liability/asset reported on the statement of net position represents a liability or asset to employees for pensions and OPEB, respectively.

Pensions and OPEB are a component of exchange transactions—between an employer and its employees—of salaries and benefits for employee services. Pensions/OPEB are provided to an employee—on a deferred-payment basis—as part of the total compensation package offered by an employer for employee services each financial period. The obligation to sacrifice resources for pensions is a present obligation because it was created as a result of employment exchanges that already have occurred.

**LISBON EXEMPTED VILLAGE SCHOOL DISTRICT
COLUMBIANA COUNTY, OHIO**

**NOTES TO THE BASIC FINANCIAL STATEMENTS
FOR THE FISCAL YEAR ENDED JUNE 30, 2022**

NOTE 10 - DEFINED BENEFIT PENSION PLANS (CONTINUED)

The net pension/OPEB liability (asset) represent the School District’s proportionate share of each pension/OPEB plan’s collective actuarial present value of projected benefit payments attributable to past periods of service, net of each pension/OPEB plan’s fiduciary net position. The net pension/OPEB liability (asset) calculation is dependent on critical long-term variables, including estimated average life expectancies, earnings on investments, cost of living adjustments and others. While these estimates use the best information available, unknowable future events require adjusting these estimates annually.

The Ohio Revised Code limits the School District’s obligation for this liability to annually required payments. The School District cannot control benefit terms or the manner in which pensions/OPEB are financed; however, the School District does receive the benefit of employees’ services in exchange for compensation including pension and OPEB.

GASB 68/75 assumes the liability is solely the obligation of the employer, because (1) they benefit from employee services; and (2) State statute requires funding to come from these employers. All pension contributions to date have come solely from these employers (which also includes pension costs paid in the form of withholdings from employees). The retirement systems may allocate a portion of the employer contributions to provide for these OPEB benefits. In addition, health care plan enrollees pay a portion of the health care costs in the form of a monthly premium. State statute requires the retirement systems to amortize unfunded pension liabilities within 30 years. If the pension amortization period exceeds 30 years, each retirement system’s board must propose corrective action to the State legislature. Any resulting legislative change to benefits or funding could significantly affect the net pension/OPEB liability (asset). Resulting adjustments to the net pension/OPEB liability (asset) would be effective when the changes are legally enforceable. The Ohio Revised Code permits, but does not require, the retirement systems to provide healthcare to eligible benefit recipients.

The remainder of this note includes the required pension disclosures. See Note 11 for the required OPEB disclosures.

The proportionate share of each plan’s unfunded benefits is presented as a long-term *net pension/OPEB liability (asset)* on the accrual basis of accounting. Any liability for the contractually required pension contribution outstanding at the end of the year is included in intergovernmental payable on both the accrual and modified accrual basis of accounting.

Plan Description - School Employees Retirement System (SERS)

Plan Description - The School District’s non-teaching employees participate in SERS, a cost-sharing multiple-employer defined benefit pension plan administered by SERS. SERS provides retirement, disability and survivor benefits, annual cost-of-living adjustments, and death benefits to plan members and beneficiaries. Authority to establish and amend benefits is provided by Ohio Revised Code Chapter 3309. SERS issues a publicly available, stand-alone financial report that includes financial statements, required supplementary information and detailed information about SERS’ fiduciary net position. That report can be obtained by visiting the SERS website at www.ohsers.org under Employers/Audit Resources.

Age and service requirements for retirement are as follows:

	Eligible to Retire on or before August 1, 2017 *	Eligible to Retire after August 1, 2017
Full benefits	Any age with 30 years of service credit	Age 67 with 10 years of service credit; or Age 57 with 30 years of service credit
Actuarially reduced benefits	Age 60 with 5 years of service credit; or Age 55 with 25 years of service credit	Age 62 with 10 years of service credit; or Age 60 with 25 years of service credit

* Members with 25 years of service credit as of August 1, 2017 will be included in this plan.

**LISBON EXEMPTED VILLAGE SCHOOL DISTRICT
COLUMBIANA COUNTY, OHIO**

**NOTES TO THE BASIC FINANCIAL STATEMENTS
FOR THE FISCAL YEAR ENDED JUNE 30, 2022**

NOTE 10 - DEFINED BENEFIT PENSION PLANS (CONTINUED)

Annual retirement benefits are calculated based on final average salary multiplied by a percentage that varies based on years of service; 2.2% for the first thirty years of service and 2.5% for years of service credit over 30. Final average salary is the average of the highest three years of salary.

An individual whose benefit effective date is before April 1, 2018, is eligible for a cost-of-living adjustment (COLA) on the first anniversary date of the benefit. Beginning April 1, 2018, new benefit recipients must wait until the fourth anniversary of their benefit for COLA eligibility. The COLA is added each year to the base benefit amount on the anniversary date of the benefit. A three-year COLA suspension was in effect for all benefit recipients for the years 2018, 2019, and 2020. Upon resumption of the COLA, it will be indexed to the percentage increase in the CPI-W, not to exceed 2.5% and with a floor of 0%. In 2021, the Board of Trustees approved a 2.5% cost-of-living adjustment (COLA) for eligible retirees and beneficiaries in 2022.

Funding Policy - Plan members are required to contribute 10.00% of their annual covered salary and the School District is required to contribute 14.00% of annual covered payroll. The contribution requirements of plan members and employers are established and may be amended by the SERS' Retirement Board up to statutory maximum amounts of 10.00% for plan members and 14.00% for employers. The Retirement Board, acting with the advice of the actuary, allocates the employer contribution rate among four of the System's funds (Pension Trust Fund, Death Benefit Fund, Medicare B Fund, and Health Care Fund). For the fiscal year ended June 30, 2022, the allocation to pension, death benefits, and Medicare B was 14.00%. For fiscal year 2022, the Retirement Board did not allocate any employer contribution to the Health Care Fund.

The School District's contractually required contribution to SERS was \$125,321 for fiscal year 2022. Of this amount, \$3,417 is reported as intergovernmental payable.

Plan Description - State Teachers Retirement System (STRS)

Plan Description - Licensed teachers participate in STRS, a cost-sharing multiple-employer public employee retirement system administered by STRS. STRS provides retirement and disability benefits to members and death and survivor benefits to beneficiaries. STRS issues a stand-alone financial report that includes financial statements, required supplementary information and detailed information about STRS' fiduciary net position. That report can be obtained by writing to STRS, 275 E. Broad St., Columbus, OH 43215-3771, by calling (888) 227-7877, or by visiting the STRS website at www.strsoh.org.

New members have a choice of three retirement plans: a Defined Benefit (DB) Plan, a Defined Contribution (DC) Plan and a Combined (CO) Plan. Benefits are established by Ohio Revised Code Chapter 3307.

The DB plan offers an annual retirement allowance based on final average salary multiplied by a percentage that varies based on years of service. Effective August 1, 2015, the calculation is 2.20% of final average salary for the five highest years of earnings multiplied by all years of service. In April 2017, the Retirement Board made the decision to reduce COLA granted on or after July 1, 2017, to 0% to preserve the fiscal integrity of the retirement system. Benefit recipients' base benefit and past cost-of living increases are not affected by this change. Eligibility changes will be phased in until August 1, 2026, when retirement eligibility for unreduced benefits will be five year of service credit and age 65, or 35 years of service credit and at least age 60.

Eligibility changes for DB Plan members who retire with actuarially reduced benefits will be phased in until August 1, 2026, when retirement eligibility will be five years of qualifying service credit and age 60, or 30 years of service credit at any age.

The DC Plan allows members to place all of their member contributions and 9.53% of the 14% employer contributions into an investment account. Investment allocation decisions are determined by the member. The remaining 4.47% of the 14% employer rate is allocated to the defined benefit unfunded liability. A member is eligible to receive a retirement benefit at age 50 and termination of employment. The member may elect to receive a lifetime monthly annuity or a lump sum withdrawal.

**LISBON EXEMPTED VILLAGE SCHOOL DISTRICT
COLUMBIANA COUNTY, OHIO**

**NOTES TO THE BASIC FINANCIAL STATEMENTS
FOR THE FISCAL YEAR ENDED JUNE 30, 2022**

NOTE 10 - DEFINED BENEFIT PENSION PLANS (CONTINUED)

The Combined Plan offers features of both the DB Plan and the DC Plan. In the Combined Plan, 12% of the 14% member rate goes to the DC Plan and the remaining 2% is applied to the DB Plan. Member contributions to the DC Plan are allocated among investment choices by the member, and contributions to the DB Plan from the employer and the member are used to fund the defined benefit payment at a reduced level from the regular DB Plan. The defined benefit portion of the Combined Plan payment is payable to a member on or after age 60 with five years of service. The defined contribution portion of the account may be taken as a lump sum payment or converted to a lifetime monthly annuity after termination of employment at age 50 and after termination of employment.

New members who choose the DC Plan or Combined Plan will have another opportunity to reselect a permanent plan during their fifth year of membership. Members may remain in the same plan or transfer to another STRS plan. The optional annuitization of a member's defined contribution account or the defined contribution portion of a member's Combined Plan account to a lifetime benefit results in STRS bearing the risk of investment gain or loss on the account. STRS has therefore included all three plan options as one defined benefit plan for GASB 68 reporting purposes.

A DB or Combined Plan member with five or more years of credited service who is determined to be disabled may qualify for a disability benefit. New members must have at least ten years of qualifying service credit that apply for disability benefits. Members in the DC Plan who become disabled are entitled only to their account balance. Eligible survivors of members who die before service retirement may qualify for monthly benefits. If a member of the DC Plan dies before retirement benefits begin, the member's designated beneficiary is entitled to receive the member's account balance.

Funding Policy - Employer and member contribution rates are established by the State Teachers Retirement Board and limited by Chapter 3307 of the Ohio Revised Code. The fiscal year 2022 employer and employee contribution rate of 14% was equal to the statutory maximum rates. For fiscal year 2022, the full employer contribution was allocated to pension.

The School District's contractually required contribution to STRS was \$624,033 for fiscal year 2022. Of this amount, \$103,508 is reported as intergovernmental payable.

Pension Liabilities, Pension Expense, and Deferred Outflows of Resources and Deferred Inflows of Resources Related to Pensions

The net pension liability was measured as of June 30, 2021, and the total pension liability used to calculate the net pension liability was determined by an actuarial valuation as of that date. The School District's proportion of the net pension liability was based on the School District's share of contributions to the pension plan relative to the projected contributions of all participating entities.

Following is information related to the proportionate share and pension expense:

	<u>SERS</u>	<u>STRS</u>	<u>Total</u>
Proportion of the net pension liability prior measurement date	0.025006700%	0.033765470%	
Proportion of the net pension liability current measurement date	<u>0.026013600%</u>	<u>0.033420154%</u>	
Change in proportionate share	<u>0.001006900%</u>	<u>-0.000345316%</u>	
Proportionate share of the net pension liability	\$ 959,826	\$ 4,273,067	\$ 5,232,893
Pension expense	\$ (11,884)	\$ (90,349)	\$ (102,233)

**LISBON EXEMPTED VILLAGE SCHOOL DISTRICT
COLUMBIANA COUNTY, OHIO**

NOTES TO THE BASIC FINANCIAL STATEMENTS
FOR THE FISCAL YEAR ENDED JUNE 30, 2022

NOTE 10 - DEFINED BENEFIT PENSION PLANS (CONTINUED)

At June 30, 2022, the School District reported deferred outflows of resources and deferred inflows of resources related to pensions from the following sources:

	<u>SERS</u>	<u>STRS</u>	<u>Total</u>
Deferred outflows of resources			
Differences between expected and actual experience	\$ 93	\$ 132,017	\$ 132,110
Changes of assumptions	20,212	1,185,427	1,205,639
Difference between employer contributions and proportionate share of contributions/ change in proportionate share	38,323	183,279	221,602
Contributions subsequent to the measurement date	<u>125,321</u>	<u>624,033</u>	<u>749,354</u>
Total deferred outflows of resources	<u>\$ 183,949</u>	<u>\$ 2,124,756</u>	<u>\$ 2,308,705</u>
	<u>SERS</u>	<u>STRS</u>	<u>Total</u>
Deferred inflows of resources			
Differences between expected and actual experience	\$ 24,892	\$ 26,785	\$ 51,677
Net difference between projected and actual earnings on pension plan investments	494,337	3,682,566	4,176,903
Difference between employer contributions and proportionate share of contributions/ change in proportionate share	<u>17,016</u>	<u>136,148</u>	<u>153,164</u>
Total deferred inflows of resources	<u>\$ 536,245</u>	<u>\$ 3,845,499</u>	<u>\$ 4,381,744</u>

\$749,354 reported as deferred outflows of resources related to pension resulting from School District contributions subsequent to the measurement date will be recognized as a reduction of the net pension liability in the fiscal year ending June 30, 2023.

Other amounts reported as deferred outflows of resources and deferred inflows of resources related to pension will be recognized in pension expense as follows:

	<u>SERS</u>	<u>STRS</u>	<u>Total</u>
Fiscal Year Ending June 30:			
2023	\$ (114,630)	\$ (591,883)	\$ (706,513)
2024	(93,721)	(441,962)	(535,683)
2025	(117,534)	(560,561)	(678,095)
2026	<u>(151,732)</u>	<u>(750,370)</u>	<u>(902,102)</u>
Total	<u>\$ (477,617)</u>	<u>\$ (2,344,776)</u>	<u>\$ (2,822,393)</u>

**LISBON EXEMPTED VILLAGE SCHOOL DISTRICT
COLUMBIANA COUNTY, OHIO**

**NOTES TO THE BASIC FINANCIAL STATEMENTS
FOR THE FISCAL YEAR ENDED JUNE 30, 2022**

NOTE 10 - DEFINED BENEFIT PENSION PLANS (CONTINUED)

Actuarial Assumptions - SERS

SERS' total pension liability was determined by their actuaries in accordance with GASB Statement No. 67, as part of their annual actuarial valuation for each defined benefit retirement plan. Actuarial valuations of an ongoing plan involve estimates of the value of reported amounts (e.g., salaries, credited service) and assumptions about the probability of occurrence of events far into the future (e.g., mortality, disabilities, retirements, employment termination). Actuarially determined amounts are subject to continual review and potential modifications, as actual results are compared with past expectations and new estimates are made about the future.

Projections of benefits for financial reporting purposes are based on the substantive plan (the plan as understood by the employers and plan members) and include the types of benefits provided at the time of each valuation and the historical pattern of sharing benefit costs between the employers and plan members to that point. The projection of benefits for financial reporting purposes does not explicitly incorporate the potential effects of legal or contractual funding limitations.

Actuarial calculations reflect a long-term perspective. For a newly hired employee, actuarial calculations will take into account the employee's entire career with the employer and also take into consideration the benefits, if any, paid to the employee after termination of employment until the death of the employee and any applicable contingent annuitant. In many cases actuarial calculations reflect several decades of service with the employer and the payment of benefits after termination.

Key methods and assumptions used in calculating the total pension liability in the latest actuarial valuation, prepared as of June 30, 2021, are presented below:

Wage inflation:	
Current measurement date	2.40%
Prior measurement date	3.00%
Future salary increases, including inflation:	
Current measurement date	3.25% to 13.58%
Prior measurement date	3.50% to 18.20%
COLA or ad hoc COLA:	
Current measurement date	2.00%
Prior measurement date	2.50%
Investment rate of return:	
Current measurement date	7.00% net of system expenses
Prior measurement date	7.50% net of system expenses
Discount rate:	
Current measurement date	7.00%
Prior measurement date	7.50%
Actuarial cost method	Entry age normal (level percent of payroll)

In 2021, Mortality rates were based on the PUB-2010 General Employee Amount Weight Below Median Healthy Retiree mortality table projected to 2017 with ages set forward 1 year and adjusted 94.20% for males and set forward 2 years and adjusted 81.35% for females. Mortality among disabled members were based upon the PUB-2010 General Disabled Retiree mortality table projected to 2017 with ages set forward 5 years and adjusted 103.3% for males and set forward 3 years and adjusted 106.8% for females. Future improvement in mortality rates is reflected by applying the MP-2020 projection scale generationally.

**LISBON EXEMPTED VILLAGE SCHOOL DISTRICT
COLUMBIANA COUNTY, OHIO**

**NOTES TO THE BASIC FINANCIAL STATEMENTS
FOR THE FISCAL YEAR ENDED JUNE 30, 2022**

NOTE 10 - DEFINED BENEFIT PENSION PLANS (CONTINUED)

In the prior measurement date, the mortality rates were based on the RP-2014 Blue Collar Mortality Table with fully generational projection and a five-year age set-back for both males and females. Mortality among service retired members, and beneficiaries were based upon the RP-2014 Blue Collar Mortality Table with fully generational projection with Scale BB, 120% of male rates, and 110% of female rates. Mortality among disabled members was based upon the RP-2000 Disabled Mortality Table, 90% for male rates and 100% for female rates, set back five years is used for the period after disability retirement.

The most recent experience study was completed for the five-year period ended June 30, 2020.

The long-term return expectation for the Pension Plan Investments has been determined using a building-block approach and assumes a time horizon, as defined in SERS' *Statement of Investment Policy*. A forecasted rate of inflation serves as the baseline for the return expectation. Various real return premiums over the baseline inflation rate have been established for each asset class. The long-term expected nominal rate of return has been determined by calculating a weighted average of the expected real return premiums for each asset class, adding the projected inflation rate, and adding the expected return from rebalancing uncorrelated asset classes.

The target allocation and best estimates of arithmetic real rates of return for each major asset class are summarized in the following table:

Asset Class	Target Allocation	Long-Term Expected Real Rate of Return
Cash	2.00 %	(0.33) %
US Equity	24.75	5.72
Non-US Equity Developed	13.50	6.55
Non-US Equity Emerging	6.75	8.54
Fixed Income/Global Bonds	19.00	1.14
Private Equity	11.00	10.03
Real Estate/Real Assets	16.00	5.41
Multi-Asset Strategy	4.00	3.47
Private Debt/Private Credit	3.00	5.28
Total	100.00 %	

Discount Rate - The total pension liability was calculated using the discount rate of 7.00%. The projection of cash flows used to determine the discount rate assumed the contributions from employers and from the members would be computed based on contribution requirements as stipulated by state statute. Projected inflows from investment earnings were calculated using the long-term assumed investment rate of return (7.00%). Based on those assumptions, the plan's fiduciary net position was projected to be available to make all future benefit payments of current plan members. Therefore, the long-term expected rate of return on pension plan investments was applied to all periods of projected benefits to determine the total pension liability.

Sensitivity of the School District's Proportionate Share of the Net Pension Liability to Changes in the Discount Rate - Net pension liability is sensitive to changes in the discount rate, and to illustrate the potential impact the following table presents the net pension liability calculated using the discount rate of 7.00%, as well as what each plan's net pension liability would be if it were calculated using a discount rate that is one percentage point lower (6.00%), or one percentage point higher (8.00%) than the current rate.

**LISBON EXEMPTED VILLAGE SCHOOL DISTRICT
COLUMBIANA COUNTY, OHIO**

NOTES TO THE BASIC FINANCIAL STATEMENTS
FOR THE FISCAL YEAR ENDED JUNE 30, 2022

NOTE 10 - DEFINED BENEFIT PENSION PLANS (CONTINUED)

	1% Decrease	Current Discount Rate	1% Increase
School District's proportionate share of the net pension liability	\$ 1,596,915	\$ 959,826	\$ 422,541

Actuarial Assumptions - STRS

Key methods and assumptions used in the latest actuarial valuation, reflecting experience study results used in the June 30, 2021, actuarial valuation are presented below:

	June 30, 2021	June 30, 2020
Inflation	2.50%	2.50%
Projected salary increases	12.50% at age 20 to 2.50% at age 65	12.50% at age 20 to 2.50% at age 65
Investment rate of return	7.00%, net of investment expenses, including inflation	7.45%, net of investment expenses, including inflation
Discount rate of return	7.00%	7.45%
Payroll increases	3.00%	3.00%
Cost-of-living adjustments (COLA)	0.00%	0.00%

For the June 30, 2021, actuarial valuation, post-retirement mortality rates are based on the RP-2014 Annuitant Mortality Tables with 50% of rates through age 69, 70% of rates between ages 70 and 79, 90% of rates between ages 80 and 84, and 100% of rates thereafter, projected forward generationally using mortality improvement scale MP-2016. Pre-retirement mortality rates are based on RP-2014 Employee Mortality Tables, projected forward generationally using mortality improvement scale MP-2016. Post-retirement disabled mortality rates are based on the RP-2014 Disabled Mortality Tables with 90% of rates for males and 100% of rates for females, projected forward generationally using mortality improvement scale MP-2016.

Actuarial assumptions used in the June 30, 2021 valuation are based on the results of an actuarial experience study for the period July 1, 2011 through June 30, 2016.

STRS Ohio's investment consultant develops an estimate range for the investment return assumption based on the target allocation adopted by the Retirement Board. The target allocation and long-term expected rate of return for each major asset class are summarized as follows:

Asset Class	Target Allocation	Long-Term Expected Real Rate of Return *
Domestic Equity	28.00 %	7.35 %
International Equity	23.00	7.55
Alternatives	17.00	7.09
Fixed Income	21.00	3.00
Real Estate	10.00	6.00
Liquidity Reserves	1.00	2.25
Total	<u>100.00 %</u>	

**LISBON EXEMPTED VILLAGE SCHOOL DISTRICT
COLUMBIANA COUNTY, OHIO**

NOTES TO THE BASIC FINANCIAL STATEMENTS
FOR THE FISCAL YEAR ENDED JUNE 30, 2022

NOTE 10 - DEFINED BENEFIT PENSION PLANS (CONTINUED)

*10-Year geometric nominal returns, which include the real rate of return and inflation of 2.25% and does not include investment expenses. Over a 30-year period, STRS' investment consultant indicates that the above target allocations should generate a return above the actuarial rate of return, without net value added by management.

Discount Rate - The discount rate used to measure the total pension liability was 7.00% as of June 30, 2021. The projection of cash flows used to determine the discount rate assumes that member and employer contributions will be made at the statutory contribution rates in accordance with the rates described previously. For this purpose, only employer contributions that are intended to fund benefits of current plan members and their beneficiaries are included. Based on those assumptions, STRS Ohio's fiduciary net position was projected to be available to make all projected future benefit payments to current plan members as of June 30, 2021. Therefore, the long-term expected rate of return on pension plan investments of 7.00% was applied to all periods of projected benefit payments to determine the total pension liability as of June 30, 2021.

Sensitivity of the School District's Proportionate Share of the Net Pension Liability to Changes in the Discount Rate - The following table represents the net pension liability as of June 30, 2021, calculated using the current period discount rate assumption of 7.00%, as well as what the net pension liability would be if it were calculated using a discount rate that is one percentage point lower (6.00%) or one percentage point higher (8.00%) than the current assumption:

	1% Decrease	Current Discount Rate	1% Increase
School District's proportionate share of the net pension liability	\$ 8,001,855	\$ 4,273,067	\$ 1,122,249

Changes Between Measurement Date and Reporting Date - STRS approved a one-time 3.00% cost-of-living adjustment to eligible benefit recipients effective July 1, 2022. It is unknown what the effect this change will have on the net pension liability.

NOTE 11 - DEFINED BENEFIT OPEB PLANS

Net OPEB Liability/Asset

See Note 10 for a description of the net OPEB liability (asset).

Plan Description - School Employees Retirement System (SERS)

Health Care Plan Description - The School District contributes to the SERS Health Care Fund, administered by SERS for non-certificated retirees and their beneficiaries. For GASB 75 purposes, this plan is considered a cost-sharing other postemployment benefit (OPEB) plan. SERS' Health Care Plan provides healthcare benefits to eligible individuals receiving retirement, disability, and survivor benefits, and to their eligible dependents. Members who retire after June 1, 1986, need 10 years of service credit, exclusive of most types of purchased credit, to qualify to participate in SERS' health care coverage. In addition to age and service retirees, disability benefit recipients and beneficiaries who are receiving monthly benefits due to the death of a member or retiree, are eligible for SERS' health care coverage. Most retirees and dependents choosing SERS' health care coverage are over the age of 65 and therefore enrolled in a fully insured Medicare Advantage plan; however, SERS maintains a traditional, self-insured preferred provider organization for its non-Medicare retiree population. For both groups, SERS offers a self-insured prescription drug program. Health care is a benefit that is permitted, not mandated, by statute. The financial report of the Plan is included in the SERS Annual Comprehensive Financial Report which can be obtained on SERS' website at www.ohsers.org under Employers/Audit Resources.

**LISBON EXEMPTED VILLAGE SCHOOL DISTRICT
COLUMBIANA COUNTY, OHIO**

**NOTES TO THE BASIC FINANCIAL STATEMENTS
FOR THE FISCAL YEAR ENDED JUNE 30, 2022**

NOTE 11 - DEFINED BENEFIT OPEB PLANS (CONTINUED)

Access to health care for retirees and beneficiaries is permitted in accordance with Section 3309 of the Ohio Revised Code. The Health Care Fund was established and is administered in accordance with Internal Revenue Code Section 105(e). SERS' Retirement Board reserves the right to change or discontinue any health plan or program. Active employee members do not contribute to the Health Care Plan. The SERS Retirement Board established the rules for the premiums paid by the retirees for health care coverage for themselves and their dependents or for their surviving beneficiaries. Premiums vary depending on the plan selected, qualified years of service, Medicare eligibility, and retirement status.

Funding Policy - State statute permits SERS to fund the health care benefits through employer contributions. Each year, after the allocation for statutorily required pensions and benefits, the Retirement Board may allocate the remainder of the employer contribution of 14% of covered payroll to the Health Care Fund in accordance with the funding policy. For the fiscal year ended June 30, 2022, SERS did not allocate any employer contributions to post-employment health care. An additional health care surcharge on employers is collected for employees earning less than an actuarially determined minimum compensation amount, pro-rated if less than a full year of service credit was earned. For fiscal year 2022, this amount was \$25,000. Statutes provide that no employer shall pay a health care surcharge greater than 2% of that employer's SERS-covered payroll; nor may SERS collect in aggregate more than 1.5% of the total statewide SERS-covered payroll for the health care surcharge. For fiscal year 2022, the School District's surcharge obligation was \$16,158.

The surcharge added to the allocated portion of the 14% employer contribution rate is the total amount assigned to the Health Care Fund. The School District's contractually required contribution to SERS was \$16,158 for fiscal year 2022. Of this amount, \$16,158 is reported as intergovernmental payable.

Plan Description - State Teachers Retirement System (STRS)

Plan Description - The State Teachers Retirement System of Ohio (STRS) administers a cost-sharing Health Plan administered for eligible retirees who participated in the defined benefit or combined pension plans offered by STRS. Ohio law authorizes STRS to offer this plan. Benefits include hospitalization, physicians' fees, prescription drugs and partial reimbursement of monthly Medicare Part B premiums. The Medicare Part B monthly reimbursement elimination date was postponed indefinitely. The Plan is included in the report of STRS which can be obtained by visiting www.strsoh.org or by calling (888) 227-7877.

Funding Policy - Ohio Revised Code Chapter 3307 authorizes STRS to offer the Plan and gives the Retirement Board discretionary authority over how much, if any, of the health care costs will be absorbed by STRS. Active employee members do not contribute to the Health Care Plan. Nearly all health care plan enrollees, for the most recent year, pay a portion of the health care costs in the form of a monthly premium. Under Ohio law, funding for post-employment health care may be deducted from employer contributions, currently 14% of covered payroll. For the fiscal year ended June 30, 2022, STRS did not allocate any employer contributions to post-employment health care.

OPEB Liabilities/Assets, OPEB Expense, and Deferred Outflows of Resources and Deferred Inflows of Resources Related to OPEB

The net OPEB liability/asset was measured as of June 30, 2021, and the total OPEB liability/asset used to calculate the net OPEB liability/asset was determined by an actuarial valuation as of that date. The School District's proportion of the net OPEB liability/asset was based on the School District's share of contributions to the respective retirement systems relative to the contributions of all participating entities.

**LISBON EXEMPTED VILLAGE SCHOOL DISTRICT
COLUMBIANA COUNTY, OHIO**

NOTES TO THE BASIC FINANCIAL STATEMENTS
FOR THE FISCAL YEAR ENDED JUNE 30, 2022

NOTE 11 - DEFINED BENEFIT OPEB PLANS (CONTINUED)

Following is information related to the proportionate share and OPEB expense:

	<u>SERS</u>	<u>STRS</u>	<u>Total</u>
Proportion of the net OPEB liability/asset prior measurement date	0.026065600%	0.033765470%	
Proportion of the net OPEB liability/asset current measurement date	<u>0.026868800%</u>	<u>0.033420154%</u>	
Change in proportionate share	<u>0.000803200%</u>	<u>-0.000345316%</u>	
Proportionate share of the net OPEB liability	\$ 508,514	\$ -	\$ 508,514
Proportionate share of the net OPEB asset	\$ -	\$ 704,637	\$ 704,637
OPEB expense	\$ (2,224)	\$ (66,359)	\$ (68,583)

At June 30, 2022, the School District reported deferred outflows of resources and deferred inflows of resources related to OPEB from the following sources:

	<u>SERS</u>	<u>STRS</u>	<u>Total</u>
Deferred outflows of resources			
Differences between expected and actual experience	\$ 5,421	\$ 25,091	\$ 30,512
Changes of assumptions	79,773	45,009	124,782
Difference between employer contributions and proportionate share of contributions/ change in proportionate share	46,411	8,191	54,602
Contributions subsequent to the measurement date	<u>16,158</u>	<u>-</u>	<u>16,158</u>
Total deferred outflows of resources	<u>\$ 147,763</u>	<u>\$ 78,291</u>	<u>\$ 226,054</u>
Deferred inflows of resources			
Differences between expected and actual experience	\$ 253,261	\$ 129,102	\$ 382,363
Net difference between projected and actual earnings on OPEB plan investments	11,044	195,311	206,355
Changes of assumptions	69,638	420,367	490,005
Difference between employer contributions and proportionate share of contributions/ change in proportionate share	<u>31,391</u>	<u>46,693</u>	<u>78,084</u>
Total deferred inflows of resources	<u>\$ 365,334</u>	<u>\$ 791,473</u>	<u>\$ 1,156,807</u>

\$16,158 reported as deferred outflows of resources related to OPEB resulting from School District contributions subsequent to the measurement date will be recognized as a reduction of the net OPEB liability/asset in the fiscal year ending June 30, 2023.

**LISBON EXEMPTED VILLAGE SCHOOL DISTRICT
COLUMBIANA COUNTY, OHIO**

**NOTES TO THE BASIC FINANCIAL STATEMENTS
FOR THE FISCAL YEAR ENDED JUNE 30, 2022**

NOTE 11 - DEFINED BENEFIT OPEB PLANS (CONTINUED)

Other amounts reported as deferred outflows of resources and deferred inflows of resources related to OPEB will be recognized in OPEB expense as follows:

	SERS	STRS	Total
Fiscal Year Ending June 30:			
2023	\$ (54,491)	\$ (209,607)	\$ (264,098)
2024	(54,566)	(204,718)	(259,284)
2025	(51,557)	(191,838)	(243,395)
2026	(45,204)	(79,937)	(125,141)
2027	(23,440)	(27,690)	(51,130)
Thereafter	(4,471)	608	(3,863)
Total	\$ (233,729)	\$ (713,182)	\$ (946,911)

Actuarial Assumptions - SERS

The total OPEB liability is determined by SERS' actuaries in accordance with GASB Statement No. 74, as part of their annual actuarial valuation for each retirement plan. Actuarial valuations of an ongoing plan involve estimates of the value of reported amounts (e.g., salaries, credited service) and assumptions about the probability of occurrence of events far into the future (e.g., mortality, disabilities, retirements, employment terminations). Actuarially determined amounts are subject to continual review and potential modifications, as actual results are compared with past expectations and new estimates are made about the future.

Projections of benefits for financial reporting purposes are based on the substantive plan (the plan as understood by the employers and plan members) and include the types of benefits provided at the time of each valuation and the historical pattern of sharing benefit costs between the employers and plan members to that point. The projection of benefits for financial reporting purposes does not explicitly incorporate the potential effects of legal or contractual funding limitations.

Actuarial calculations reflect a long-term perspective. For a newly hired employee, actuarial calculations will take into account the employee's entire career with the employer and also take into consideration the benefits, if any, paid to the employee after termination of employment until the death of the employee and any applicable contingent annuitant. In many cases, actuarial calculations reflect several decades of service with the employer and the payment of benefits after termination.

**LISBON EXEMPTED VILLAGE SCHOOL DISTRICT
COLUMBIANA COUNTY, OHIO**

**NOTES TO THE BASIC FINANCIAL STATEMENTS
FOR THE FISCAL YEAR ENDED JUNE 30, 2022**

NOTE 11 - DEFINED BENEFIT OPEB PLANS (CONTINUED)

Key methods and assumptions used in calculating the total OPEB liability in the latest actuarial valuation date of June 30, 2021 are presented below:

Wage inflation:	
Current measurement date	2.40%
Prior measurement date	3.00%
Future salary increases, including inflation:	
Current measurement date	3.25% to 13.58%
Prior measurement date	3.50% to 18.20%
Investment rate of return:	
Current measurement date	7.00% net of investment expense, including inflation
Prior measurement date	7.50% net of investment expense, including inflation
Municipal bond index rate:	
Current measurement date	1.92%
Prior measurement date	2.45%
Single equivalent interest rate, net of plan investment expense, including price inflation:	
Current measurement date	2.27%
Prior measurement date	2.63%
Medical trend assumption:	
Current measurement date	
Medicare	5.125 to 4.400%
Pre-Medicare	6.750 to 4.400%
Prior measurement date	
Medicare	5.25 to 4.75%
Pre-Medicare	7.00 to 4.75%

In 2021, Mortality rates were based on the PUB-2010 General Employee Amount Weight Below Median Healthy Retiree mortality table projected to 2017 with ages set forward 1 year and adjusted 94.20% for males and set forward 2 years and adjusted 81.35% for females. Mortality among disabled members were based upon the PUB-2010 General Disabled Retiree mortality table projected to 2017 with ages set forward 5 years and adjusted 103.3% for males and set forward 3 years and adjusted 106.8% for females. Future improvement in mortality rates is reflected by applying the MP-2020 projection scale generationally.

In the prior measurement date, the mortality rates were based on the RP-2014 Blue Collar Mortality Table with fully generational projection and a five-year age set-back for both males and females. Mortality among service retired members, and beneficiaries were based upon the RP-2014 Blue Collar Mortality Table with fully generational projection with Scale BB, 120% of male rates, and 110% of female rates. Mortality among disabled members was based upon the RP-2000 Disabled Mortality Table, 90% for male rates and 100% for female rates, set back five years is used for the period after disability retirement.

The most recent experience study was completed for the five-year period ended June 30, 2020.

**LISBON EXEMPTED VILLAGE SCHOOL DISTRICT
COLUMBIANA COUNTY, OHIO**

**NOTES TO THE BASIC FINANCIAL STATEMENTS
FOR THE FISCAL YEAR ENDED JUNE 30, 2022**

NOTE 11 - DEFINED BENEFIT OPEB PLANS (CONTINUED)

The long-term expected rate of return on plan assets is reviewed as part of the actuarial five-year experience study. The most recent study covers fiscal years 2015 through 2020 and was adopted by the Board in 2021. Several factors are considered in evaluating the long-term rate of return assumption including long-term historical data, estimates inherent in current market data, and a log-normal distribution analysis in which best-estimate ranges of expected future real rates of return were developed by the investment consultant for each major asset class. These ranges were combined to produce the long-term expected rate of return, 7.00%, by weighting the expected future real rates of return by the target asset allocation percentage and then adding expected inflation. The capital market assumptions developed by the investment consultant are intended for use over a 10-year horizon and may not be useful in setting the long-term rate of return for funding pension plans which covers a longer timeframe. The assumption is intended to be a long-term assumption and is not expected to change absent a significant change in the asset allocation, a change in the inflation assumption, or a fundamental change in the market that alters expected returns in future years.

The target asset allocation and best estimates of arithmetic real rates of return for each major asset class, as used in the June 30, 2020 five-year experience study, are summarized as follows:

Asset Class	Target Allocation	Long-Term Expected Real Rate of Return
Cash	2.00 %	(0.33) %
US Equity	24.75	5.72
Non-US Equity Developed	13.50	6.55
Non-US Equity Emerging	6.75	8.54
Fixed Income/Global Bonds	19.00	1.14
Private Equity	11.00	10.03
Real Estate/Real Assets	16.00	5.41
Multi-Asset Strategy	4.00	3.47
Private Debt/Private Credit	3.00	5.28
Total	<u>100.00 %</u>	

Discount Rate - The discount rate used to measure the total OPEB liability at June 30, 2021 was 2.27%. The discount rate used to measure total OPEB liability prior to June 30, 2021 was 2.63%. The projection of cash flows used to determine the discount rate assumed that contributions will be made from members and the System at the contribution rate of 1.50% of projected covered payroll each year, which includes a 1.50% payroll surcharge and no contributions from the basic benefits plan. Based on these assumptions, the OPEB plan's fiduciary net position was projected to become insufficient to make all projected future benefit payments of current System members by SERS actuaries. The Municipal Bond Index Rate is used in the determination of the SEIR for both the June 30, 2020 and the June 30, 2021 total OPEB liability. The Municipal Bond Index rate is the single rate that will generate a present value of benefit payments equal to the sum of the present value determined by the long-term expected rate of return, and the present value determined by discounting those benefits after the date of depletion. The Municipal Bond Index Rate is 1.92% at June 30, 2021 and 2.45% at June 30, 2020.

Sensitivity of the School District's Proportionate Share of the Net OPEB Liability to Changes in the Discount Rate and Changes in the Health Care Cost Trend Rates - The net OPEB liability is sensitive to changes in the discount rate and the health care cost trend rate. The following table presents the net OPEB liability, what the net OPEB liability would be if it were calculated using a discount rate that is 1 percentage point lower (1.27%) and higher (3.27%) than the current discount rate (2.27%). Also shown is what the net OPEB liability would be based on health care cost trend rates that are 1 percentage point lower (5.75% decreasing to 3.40%) and higher (7.75% decreasing to 5.40%) than the current rate (6.75% decreasing to 4.40%).

**LISBON EXEMPTED VILLAGE SCHOOL DISTRICT
COLUMBIANA COUNTY, OHIO**

NOTES TO THE BASIC FINANCIAL STATEMENTS
FOR THE FISCAL YEAR ENDED JUNE 30, 2022

NOTE 11 - DEFINED BENEFIT OPEB PLANS (CONTINUED)

	1% Decrease	Current Discount Rate	1% Increase
School District's proportionate share of the net OPEB liability	\$ 630,110	\$ 508,514	\$ 411,374
	1% Decrease	Current Trend Rate	1% Increase
School District's proportionate share of the net OPEB liability	\$ 391,514	\$ 508,514	\$ 664,790

Actuarial Assumptions - STRS

Key methods and assumptions used in the latest actuarial valuation, reflecting experience study results used in the June 30, 2021, actuarial valuation, compared with June 30, 2020, are presented below:

	June 30, 2021		June 30, 2020	
Inflation	2.50%		2.50%	
Projected salary increases	12.50% at age 20 to 2.50% at age 65		12.50% at age 20 to 2.50% at age 65	
Investment rate of return	7.00%, net of investment expenses, including inflation		7.45%, net of investment expenses, including inflation	
Payroll increases	3.00%		3.00%	
Cost-of-living adjustments (COLA)	0.00%		0.00%	
Discount rate of return	7.00%		7.45%	
Blended discount rate of return	N/A		N/A	
Health care cost trends	Initial	Ultimate	Initial	Ultimate
Medical				
Pre-Medicare	5.00%	4.00%	5.00%	4.00%
Medicare	-16.18%	4.00%	-6.69%	4.00%
Prescription Drug				
Pre-Medicare	6.50%	4.00%	6.50%	4.00%
Medicare	29.98%	4.00%	11.87%	4.00%

Projections of benefits include the historical pattern of sharing benefit costs between the employers and retired plan members.

For healthy retirees the mortality rates are based on the RP-2014 Annuitant Mortality Tables with 50% of rates through age 69, 70% of rates between ages 70 and 79, 90% of rates between ages 80 and 84, and 100% of rates thereafter, projected forward generationally using mortality improvement scale MP-2016. For disabled retirees, mortality rates are based on the RP-2014 Disabled Mortality Tables with 90% of rates for males and 100% of rates for females, projected forward generationally using mortality improvement scale MP-2016.

Actuarial assumptions used in the June 30, 2021 valuation are based on the results of an actuarial experience study for the period July 1, 2011 through June 30, 2016.

Assumption Changes Since the Prior Measurement Date - The discount rate was adjusted to 7.00% from 7.45% for the June 30, 2021 valuation.

**LISBON EXEMPTED VILLAGE SCHOOL DISTRICT
COLUMBIANA COUNTY, OHIO**

NOTES TO THE BASIC FINANCIAL STATEMENTS
FOR THE FISCAL YEAR ENDED JUNE 30, 2022

NOTE 11 - DEFINED BENEFIT OPEB PLANS (CONTINUED)

Benefit Term Changes Since the Prior Measurement Date - The non-Medicare subsidy percentage was increased effective January 1, 2022 from 2.055% to 2.100%. The non-Medicare frozen subsidy base premium was increased effective January 1, 2022. The Medicare Part D subsidy was updated to reflect it is expected to be negative in CY2022. The Part B monthly reimbursement elimination date was postponed indefinitely.

STRS' investment consultant develops an estimate range for the investment return assumption based on the target allocation adopted by the Retirement Board. The target allocation and long-term expected rate of return for each major asset class are summarized as follows:

Asset Class	Target Allocation	Long-Term Expected Real Rate of Return *
Domestic Equity	28.00 %	7.35 %
International Equity	23.00	7.55
Alternatives	17.00	7.09
Fixed Income	21.00	3.00
Real Estate	10.00	6.00
Liquidity Reserves	1.00	2.25
Total	<u>100.00 %</u>	

*10-Year geometric nominal returns, which include the real rate of return and inflation of 2.25% and does not include investment expenses. Over a 30-year period, STRS' investment consultant indicates that the above target allocations should generate a return above the actuarial rate of return, without net value added by management.

Discount Rate - The discount rate used to measure the total OPEB asset was 7.00% as of June 30, 2021. The projection of cash flows used to determine the discount rate assumed STRS Ohio continues to allocate no employer contributions to the health care fund. Based on these assumptions, the OPEB plan's fiduciary net position was projected to be available to make all projected future benefit payments to current plan members as of June 30, 2021. Therefore, the long-term expected rate of return on health care fund investments of 7.00% was applied to all periods of projected health care costs to determine the total OPEB liability as of June 30, 2021.

Sensitivity of the School District's Proportionate Share of the Net OPEB Asset to Changes in the Discount and Health Care Cost Trend Rate - The following table represents the net OPEB asset as of June 30, 2021, calculated using the current period discount rate assumption of 7.00%, as well as what the net OPEB asset would be if it were calculated using a discount rate that is one percentage point lower (6.00%) or one percentage point higher (8.00%) than the current assumption. Also shown is the net OPEB asset as if it were calculated using health care cost trend rates that are one percentage point lower or one percentage point higher than the current health care cost trend rates.

	1% Decrease	Current Discount Rate	1% Increase
	School District's proportionate share of the net OPEB asset	\$ 594,604	\$ 704,637

	1% Decrease	Current Trend Rate	1% Increase
	School District's proportionate share of the net OPEB asset	\$ 792,828	\$ 704,637

**LISBON EXEMPTED VILLAGE SCHOOL DISTRICT
COLUMBIANA COUNTY, OHIO**

NOTES TO THE BASIC FINANCIAL STATEMENTS
FOR THE FISCAL YEAR ENDED JUNE 30, 2022

NOTE 12 - OTHER EMPLOYEE BENEFITS

A. Compensated Absences

The criteria for determining vacation and sick leave benefits are derived from negotiated agreements and State laws. Classified employees earn ten to twenty days of vacation per fiscal year depending upon length of service. Accumulated, unused vacation time is paid to classified employees upon termination of employment. Teachers do not earn vacation time. Teachers, administrators, and classified employees earn sick leave at the rate of one and one-fourth days per month. Sick leave may be accumulated up to a maximum of 290 days for both certified and classified employees. Upon retirement, payment is made according to negotiated agreements.

B. Life Insurance

The School District provides term life and accidental death and dismemberment insurance to full-time employees through Mutual of Omaha. Both full time certified and classified employees receive \$30,000, and School District administrators receive \$50,000.

NOTE 13 - OTHER LONG-TERM OBLIGATIONS

The changes in the School District's long-term obligations during fiscal year 2022 were as follows:

	<u>Balance</u> <u>6/30/2021</u>	<u>Additions</u>	<u>Reductions</u>	<u>Balance</u> <u>6/30/2022</u>	<u>Due Within</u> <u>One Year</u>
Financed purchase note payable	\$ 2,716,693	\$ -	\$ (271,149)	\$ 2,445,544	\$ 286,955
Net pension liability	9,824,038	-	(4,591,145)	5,232,893	-
Net OPEB liability	566,492	-	(57,978)	508,514	-
Compensated absences	<u>543,747</u>	<u>78,584</u>	<u>(27,811)</u>	<u>594,520</u>	<u>7,742</u>
Total	<u>\$ 13,650,970</u>	<u>\$ 78,584</u>	<u>\$ (4,948,083)</u>	<u>\$ 8,781,471</u>	<u>\$ 294,697</u>

Compensated absences will be paid from the general, food service, ECE preschool, student wellness and title I funds.

There are no repayment schedules for the net pension liability and net OPEB liability. However, employer pension and OPEB contributions are made from following funds: general, food service, ECE preschool, student wellness and title I funds. For additional information related to the net pension and net OPEB liabilities see Notes 10 and 11.

The School District's overall legal debt margin was \$9,528,751 with an unvoted debt margin of \$105,875 at June 30, 2022.

Financed purchase note payable

The School District entered into a financed purchase note payable representing the local share obligation for the Ohio School Facilities Commission Project participation, construction of a new administrative building and the purchase of property. The entire amount has been paid to trade contractors for the construction of additions and renovations to the two School District school buildings and has paid for the completion of the administration building and to individual owners of property adjacent to School District sites. Financed purchase payment have been reclassified and are reflected as debt service expenditures in the financial statements for governmental activities. These expenditures are reported as function expenditures on the fund statements. Principal payments in fiscal year 2022 totaled \$271,149. The payments are paid from the General and Permanent Improvement funds.

**LISBON EXEMPTED VILLAGE SCHOOL DISTRICT
COLUMBIANA COUNTY, OHIO**

**NOTES TO THE BASIC FINANCIAL STATEMENTS
FOR THE FISCAL YEAR ENDED JUNE 30, 2022**

NOTE 13 - OTHER LONG-TERM OBLIGATIONS (CONTINUED)

In the period ending June 30, 2008, the School District entered into a financed purchase note payable for the purchase of two school buses and the construction of a locker room and concession stand facility at the stadium in the amount of \$1,177,000. Financed purchase payment have been reclassified and are reflected as debt service expenditures in the financial statements for governmental activities. These expenditures are reported as function expenditures on the budgetary statements. Principal payments in fiscal year 2022 totaled \$44,000. The payments are paid from the permanent improvement fund.

The School District entered into a financed purchase note payable for HB264 energy conservation measures in the School District’s educational buildings with the project being completed in December 2011. Financed purchase payment have been reclassified and are reflected as debt service expenditures in the financial statements for governmental activities. These expenditures are reported as function expenditures on the budgetary statements. Principal payments in fiscal year 2022 totaled \$98,149. The payments are paid from the general fund.

Principal and interest requirements to retire the financed purchase note payables outstanding at June 30, 2022, are as follows:

Fiscal Year Ending June 30	Financed purchase note payable		
	Principal	Interest	Total
2023	\$ 286,955	\$ 118,914	\$ 405,869
2024	253,103	104,565	357,668
2025	267,616	90,593	358,209
2026	218,870	75,853	294,723
2027	167,000	65,827	232,827
2028 - 2032	975,000	189,200	1,164,200
2033 - 2037	<u>277,000</u>	<u>31,124</u>	<u>308,124</u>
Total	<u>\$ 2,445,544</u>	<u>\$ 676,076</u>	<u>\$ 3,121,620</u>

NOTE 14 – INTERFUND TRANSFERS AND BALANCES

A. Interfund Transfers

The general fund transferred \$22,522 to other governmental funds to help provide funding for fiscal year 2022.

B. Interfund Balances

At June 30, 2022, there was an interfund payable from the miscellaneous state grant and miscellaneous federal grant special revenue funds to the general fund in the amount of \$165,416. This interfund receivable and payable is due to the timing of the receipt of grant monies received by the miscellaneous state grants and miscellaneous federal grants special revenue funds. The general fund provides money to operate the program until grants are received and the advance can be repaid. This loan is expected to be repaid within the next fiscal year.

**LISBON EXEMPTED VILLAGE SCHOOL DISTRICT
COLUMBIANA COUNTY, OHIO**

**NOTES TO THE BASIC FINANCIAL STATEMENTS
FOR THE FISCAL YEAR ENDED JUNE 30, 2022**

NOTE 15 – SET-ASIDES

The School District is required by State statute to annually set aside in the general fund an amount based on a statutory formula for the acquisition and construction of capital improvements. Amounts not spent by fiscal year end or offset by similarly restricted resources received during the year must be held in cash at fiscal year- end and carried forward to be used for the same purposes in future years.

The following cash basis information describes the change in the fiscal year end set aside amounts for capital acquisition. Disclosure of this information is required by State statute.

	<u>Capital Improvements</u>
Set-aside balance June 30, 2021	\$ -
Current year set-aside requirement	141,742
Current year offsets	<u>(141,742)</u>
Total	<u>\$ -</u>
Balance carried forward to fiscal year 2023	<u>\$ -</u>
Set-aside balance June 30, 2022	<u><u>\$ -</u></u>

NOTE 16 – CONTINGENCIES

A. Grants

The School District received financial assistance from federal and state agencies in the form of grants. The expenditure of funds received under these programs generally requires compliance with terms and conditions specified in the grant agreements and are subject to audit by the grantor agencies. Any disallowed claims resulting from such audits could become a liability of the general fund or other applicable funds.

However, in the opinion of management, any such disallowed claims will not have a material adverse effect on the overall financial position of the School District at June 30, 2022.

B. School Foundation

Foundation funding is based on the annualized full-time equivalent (FTE) enrollment of each student. Traditional School Districts must comply with minimum hours of instruction, instead of a minimum number of school days each year. The funding formula the Ohio Department of Education (ODE) is legislatively required to follow will continue to adjust as enrollment information is updated by the School District, which can extend past the fiscal year-end. The final adjustment was not material and is not reflected in the accompanying financial statements.

C. Litigation

The School District was not a party to any legal proceedings during the 2022 fiscal year.

**LISBON EXEMPTED VILLAGE SCHOOL DISTRICT
COLUMBIANA COUNTY, OHIO**

**NOTES TO THE BASIC FINANCIAL STATEMENTS
FOR THE FISCAL YEAR ENDED JUNE 30, 2022**

NOTE 17 – ENCUMBRANCES

Encumbrances are commitments related to unperformed contracts for goods or services. Encumbrance accounting is utilized to the extent necessary to assure effective budgetary control and accountability and to facilitate effective cash planning and control. At fiscal year end the amount of encumbrances expected to be honored upon performance by the vendor in the next fiscal year were as follows:

<u>Fund</u>	<u>Year-End Encumbrances</u>
General	\$ 13,055
Permanent improvement	52,208
Nonmajor governmental	<u>20,216</u>
Total	<u>\$ 85,479</u>

NOTE 18 - COVID-19

The United States and the State of Ohio declared a state of emergency in March of 2020 due to the COVID-19 pandemic. Ohio’s state of emergency ended in June, 2021 while the national state of emergency continues. During fiscal year 2022, the School District received COVID-19 funding. The financial impact of COVID-19 and the continuing emergency measures may impact subsequent periods of the School District. The impact on the School District’s future operating costs, revenues, and additional recovery from emergency funding, either federal or state, cannot be estimated.

The School District’s investment portfolio fluctuates with market conditions, and due to market volatility, the amount of gains or losses that will be realized in subsequent periods, if any, cannot be determined.

THIS PAGE IS INTENTIONALLY LEFT BLANK

REQUIRED SUPPLEMENTARY INFORMATION

**LISBON EXEMPTED VILLAGE SCHOOL DISTRICT
COLUMBIANA COUNTY, OHIO**

SCHEDULES OF REQUIRED SUPPLEMENTARY INFORMATION

SCHEDULE OF THE DISTRICT'S PROPORTIONATE SHARE OF
THE NET PENSION LIABILITY
SCHOOL EMPLOYEES RETIREMENT SYSTEM (SERS) OF OHIO

LAST NINE FISCAL YEARS

	<u>2022</u>	<u>2021</u>	<u>2020</u>	<u>2019</u>
District's proportion of the net pension liability	0.02601360%	0.02500670%	0.02627620%	0.02475140%
District's proportionate share of the net pension liability	\$ 959,826	\$ 1,653,996	\$ 1,572,151	\$ 1,417,559
District's covered payroll	\$ 900,371	\$ 880,207	\$ 902,037	\$ 789,652
District's proportionate share of the net pension liability as a percentage of its covered payroll	106.60%	187.91%	174.29%	179.52%
Plan fiduciary net position as a percentage of the total pension liability	82.86%	68.55%	70.85%	71.36%

Note: Information prior to 2014 was unavailable. Schedule is intended to show information for 10 years. Additional years will be displayed as they become available.

Amounts presented for each fiscal year were determined as of the District's measurement date which is the prior year-end.

SEE ACCOMPANYING NOTES TO THE REQUIRED SUPPLEMENTARY INFORMATION

2018	2017	2016	2015	2014
0.02537230%	0.02845430%	0.02959500%	0.03168300%	0.03168300%
\$ 1,515,938	\$ 2,082,592	\$ 1,688,719	\$ 1,603,458	\$ 1,884,086
\$ 816,636	\$ 852,821	\$ 916,419	\$ 879,168	\$ 854,183
185.63%	244.20%	184.27%	182.38%	220.57%
69.50%	62.98%	69.16%	71.70%	65.52%

**LISBON EXEMPTED VILLAGE SCHOOL DISTRICT
COLUMBIANA COUNTY, OHIO**

SCHEDULES OF REQUIRED SUPPLEMENTARY INFORMATION

SCHEDULE OF THE DISTRICT'S PROPORTIONATE SHARE OF
THE NET PENSION LIABILITY
STATE TEACHERS RETIREMENT SYSTEM (STRS) OF OHIO

LAST NINE FISCAL YEARS

	<u>2022</u>	<u>2021</u>	<u>2020</u>	<u>2019</u>
District's proportion of the net pension liability	0.03342015%	0.03376547%	0.03344601%	0.03141013%
District's proportionate share of the net pension liability	\$ 4,273,067	\$ 8,170,042	\$ 7,396,384	\$ 6,906,383
District's covered payroll	\$ 4,114,493	\$ 4,144,650	\$ 3,965,864	\$ 3,717,307
District's proportionate share of the net pension liability as a percentage of its covered payroll	103.85%	197.12%	186.50%	185.79%
Plan fiduciary net position as a percentage of the total pension liability	87.78%	75.48%	77.40%	77.31%

Note: Information prior to 2014 was unavailable. Schedule is intended to show information for 10 years. Additional years will be displayed as they become available.

Amounts presented for each fiscal year were determined as of the District's measurement date which is the prior year-end.

SEE ACCOMPANYING NOTES TO THE REQUIRED SUPPLEMENTARY INFORMATION

2018	2017	2016	2015	2014
0.03291473%	0.03420468%	0.03698656%	0.03948139%	0.03948139%
\$ 7,818,964	\$ 11,449,338	\$ 10,222,003	\$ 9,603,240	\$ 11,439,317
\$ 3,626,443	\$ 3,556,279	\$ 3,813,699	\$ 4,033,036	\$ 4,170,900
215.61%	321.95%	268.03%	238.11%	274.26%
75.30%	66.80%	72.10%	74.70%	69.30%

**LISBON EXEMPTED VILLAGE SCHOOL DISTRICT
COLUMBIANA COUNTY, OHIO**

SCHEDULES OF REQUIRED SUPPLEMENTARY INFORMATION

SCHEDULE OF DISTRICT PENSION CONTRIBUTIONS
SCHOOL EMPLOYEES RETIREMENT SYSTEM (SERS) OF OHIO

LAST TEN FISCAL YEARS

	<u>2022</u>	<u>2021</u>	<u>2020</u>	<u>2019</u>
Contractually required contribution	\$ 125,321	\$ 126,052	\$ 123,229	\$ 121,775
Contributions in relation to the contractually required contribution	<u>(125,321)</u>	<u>(126,052)</u>	<u>(123,229)</u>	<u>(121,775)</u>
Contribution deficiency (excess)	<u>\$ -</u>	<u>\$ -</u>	<u>\$ -</u>	<u>\$ -</u>
District's covered payroll	\$ 895,150	\$ 900,371	\$ 880,207	\$ 902,037
Contributions as a percentage of covered payroll	14.00%	14.00%	14.00%	13.50%

SEE ACCOMPANYING NOTES TO THE REQUIRED SUPPLEMENTARY INFORMATION

2018	2017	2016	2015	2014	2013
\$ 106,603	\$ 114,329	\$ 119,395	\$ 120,784	\$ 121,853	\$ 118,219
<u>(106,603)</u>	<u>(114,329)</u>	<u>(119,395)</u>	<u>(120,784)</u>	<u>(121,853)</u>	<u>(118,219)</u>
<u>\$ -</u>	<u>\$ -</u>	<u>\$ -</u>	<u>\$ -</u>	<u>\$ -</u>	<u>\$ -</u>
\$ 789,652	\$ 816,636	\$ 852,521	\$ 916,419	\$ 879,168	\$ 854,183
13.50%	14.00%	14.00%	13.18%	13.86%	13.84%

**LISBON EXEMPTED VILLAGE SCHOOL DISTRICT
COLUMBIANA COUNTY, OHIO**

SCHEDULES OF REQUIRED SUPPLEMENTARY INFORMATION

SCHEDULE OF DISTRICT PENSION CONTRIBUTIONS
STATE TEACHERS RETIREMENT SYSTEM (STRS) OF OHIO

LAST TEN FISCAL YEARS

	<u>2022</u>	<u>2021</u>	<u>2020</u>	<u>2019</u>
Contractually required contribution	\$ 624,033	\$ 576,029	\$ 580,251	\$ 555,221
Contributions in relation to the contractually required contribution	<u>(624,033)</u>	<u>(576,029)</u>	<u>(580,251)</u>	<u>(555,221)</u>
Contribution deficiency (excess)	<u>\$ -</u>	<u>\$ -</u>	<u>\$ -</u>	<u>\$ -</u>
District's covered payroll	\$ 4,457,379	\$ 4,114,493	\$ 4,144,650	\$ 3,965,864
Contributions as a percentage of covered payroll	14.00%	14.00%	14.00%	14.00%

SEE ACCOMPANYING NOTES TO THE REQUIRED SUPPLEMENTARY INFORMATION

2018	2017	2016	2015	2014	2013
\$ 520,423	\$ 507,702	\$ 497,879	\$ 533,918	\$ 524,295	\$ 542,217
<u>(520,423)</u>	<u>(507,702)</u>	<u>(497,879)</u>	<u>(533,918)</u>	<u>(524,295)</u>	<u>(542,217)</u>
<u>\$ -</u>	<u>\$ -</u>	<u>\$ -</u>	<u>\$ -</u>	<u>\$ -</u>	<u>\$ -</u>
\$ 3,717,307	\$ 3,626,443	\$ 3,556,279	\$ 3,813,699	\$ 4,033,036	\$ 4,170,900
14.00%	14.00%	14.00%	14.00%	13.00%	13.00%

**LISBON EXEMPTED VILLAGE SCHOOL DISTRICT
COLUMBIANA COUNTY, OHIO**

SCHEDULES OF REQUIRED SUPPLEMENTARY INFORMATION

SCHEDULE OF THE DISTRICT'S PROPORTIONATE SHARE OF
THE NET OPEB LIABILITY
SCHOOL EMPLOYEES RETIREMENT SYSTEM (SERS) OF OHIO

LAST SIX FISCAL YEARS

	<u>2022</u>	<u>2021</u>	<u>2020</u>	<u>2019</u>
District's proportion of the net OPEB liability	0.02686880%	0.02606560%	0.02699190%	0.02518050%
District's proportionate share of the net OPEB liability	\$ 508,514	\$ 566,492	\$ 678,790	\$ 698,574
District's covered payroll	\$ 900,371	\$ 880,207	\$ 902,037	\$ 789,652
District's proportionate share of the net OPEB liability as a percentage of its covered payroll	56.48%	64.36%	75.25%	88.47%
Plan fiduciary net position as a percentage of the total OPEB liability	24.08%	18.17%	15.57%	13.57%

Note: Information prior to 2017 was unavailable. Schedule is intended to show information for 10 years. Additional years will be displayed as they become available.

Amounts presented for each fiscal year were determined as of the District's measurement date which is the prior year-end.

SEE ACCOMPANYING NOTES TO THE REQUIRED SUPPLEMENTARY INFORMATION

<u>2018</u>	<u>2017</u>
0.02580350%	0.02884660%
\$ 692,497	\$ 822,235
\$ 816,636	\$ 852,821
84.80%	96.41%
12.46%	11.49%

**LISBON EXEMPTED VILLAGE SCHOOL DISTRICT
COLUMBIANA COUNTY, OHIO**

SCHEDULES OF REQUIRED SUPPLEMENTARY INFORMATION

SCHEDULE OF THE DISTRICT'S PROPORTIONATE SHARE OF
THE NET OPEB LIABILITY/ASSET
STATE TEACHERS RETIREMENT SYSTEM (STRS) OF OHIO

LAST SIX FISCAL YEARS

	<u>2022</u>	<u>2021</u>	<u>2020</u>	<u>2019</u>
District's proportion of the net OPEB liability/asset	0.03342015%	0.03376547%	0.03344601%	0.03141013%
District's proportionate share of the net OPEB liability/(asset)	\$ (704,637)	\$ (593,427)	\$ (553,945)	\$ (504,729)
District's covered payroll	\$ 4,114,493	\$ 4,144,650	\$ 3,965,864	\$ 3,717,307
District's proportionate share of the net OPEB liability/asset as a percentage of its covered payroll	17.13%	14.32%	13.97%	13.58%
Plan fiduciary net position as a percentage of the total OPEB liability/asset	174.73%	182.10%	174.70%	176.00%

Note: Information prior to 2017 was unavailable. Schedule is intended to show information for 10 years. Additional years will be displayed as they become available.

Amounts presented for each fiscal year were determined as of the District's measurement date which is the prior year-end.

SEE ACCOMPANYING NOTES TO THE REQUIRED SUPPLEMENTARY INFORMATION

<u>2018</u>	<u>2017</u>
0.03291473%	0.03420468%
\$ 1,284,212	\$ 1,829,275
\$ 3,626,443	\$ 3,556,279
35.41%	51.44%
47.10%	37.33%

**LISBON EXEMPTED VILLAGE SCHOOL DISTRICT
COLUMBIANA COUNTY, OHIO**

SCHEDULES OF REQUIRED SUPPLEMENTARY INFORMATION

SCHEDULE OF DISTRICT OPEB CONTRIBUTIONS
SCHOOL EMPLOYEES RETIREMENT SYSTEM (SERS) OF OHIO

LAST TEN FISCAL YEARS

	<u>2022</u>	<u>2021</u>	<u>2020</u>	<u>2019</u>
Contractually required contribution	\$ 16,158	\$ 17,470	\$ 17,295	\$ 21,285
Contributions in relation to the contractually required contribution	<u>(16,158)</u>	<u>(17,470)</u>	<u>(17,295)</u>	<u>(21,285)</u>
Contribution deficiency (excess)	<u>\$ -</u>	<u>\$ -</u>	<u>\$ -</u>	<u>\$ -</u>
District's covered payroll	\$ 895,150	\$ 900,371	\$ 880,207	\$ 902,037
Contributions as a percentage of covered payroll	1.81%	1.94%	1.96%	2.36%

SEE ACCOMPANYING NOTES TO THE REQUIRED SUPPLEMENTARY INFORMATION

<u>2018</u>	<u>2017</u>	<u>2016</u>	<u>2015</u>	<u>2014</u>	<u>2013</u>
\$ 17,863	\$ 14,325	\$ 14,645	\$ 21,492	\$ 18,399	\$ 19,018
<u>(17,863)</u>	<u>(14,325)</u>	<u>(14,645)</u>	<u>(21,492)</u>	<u>(18,399)</u>	<u>(19,018)</u>
<u>\$ -</u>	<u>\$ -</u>	<u>\$ -</u>	<u>\$ -</u>	<u>\$ -</u>	<u>\$ -</u>
\$ 789,652	\$ 816,636	\$ 852,521	\$ 916,419	\$ 879,168	\$ 854,183
2.26%	1.75%	1.72%	2.35%	2.09%	2.23%

**LISBON EXEMPTED VILLAGE SCHOOL DISTRICT
COLUMBIANA COUNTY, OHIO**

SCHEDULES OF REQUIRED SUPPLEMENTARY INFORMATION

SCHEDULE OF DISTRICT OPEB CONTRIBUTIONS
STATE TEACHERS RETIREMENT SYSTEM (STRS) OF OHIO

LAST TEN FISCAL YEARS

	<u>2022</u>	<u>2021</u>	<u>2020</u>	<u>2019</u>
Contractually required contribution	\$ -	\$ -	\$ -	\$ -
Contributions in relation to the contractually required contribution	-	-	-	-
Contribution deficiency (excess)	<u>\$ -</u>	<u>\$ -</u>	<u>\$ -</u>	<u>\$ -</u>
District's covered payroll	\$ 4,457,379	\$ 4,114,493	\$ 4,144,650	\$ 3,965,864
Contributions as a percentage of covered payroll	0.00%	0.00%	0.00%	0.00%

SEE ACCOMPANYING NOTES TO THE REQUIRED SUPPLEMENTARY INFORMATION

<u>2018</u>	<u>2017</u>	<u>2016</u>	<u>2015</u>	<u>2014</u>	<u>2013</u>
\$ -	\$ -	\$ -	\$ -	\$ 40,330	\$ 41,709
-	-	-	-	(40,330)	(41,709)
<u>\$ -</u>	<u>\$ -</u>	<u>\$ -</u>	<u>\$ -</u>	<u>\$ -</u>	<u>\$ -</u>
\$ 3,717,307	\$ 3,626,443	\$ 3,556,279	\$ 3,813,699	\$ 4,033,036	\$ 4,170,900
0.00%	0.00%	0.00%	0.00%	1.00%	1.00%

**LISBON EXEMPTED VILLAGE SCHOOL DISTRICT
COLUMBIANA COUNTY, OHIO**

NOTES TO THE REQUIRED SUPPLEMENTARY INFORMATION
FOR THE FISCAL YEAR ENDED JUNE 30, 2022

PENSION

SCHOOL EMPLOYEES RETIREMENT SYSTEM (SERS) OF OHIO

Changes in benefit terms :

- There were no changes in benefit terms from the amounts reported for fiscal years 2014-2017.
- For fiscal year 2018, SERS changed from a fixed 3% annual increase to a Cost of Living Adjustment (COLA) based on the changes in the Consumer Price Index (CPI-W), with a cap of 2.5% and a floor of 0%.
- There were no changes in benefit terms from the amounts previously reported for fiscal year 2019.
- There were no changes in benefit terms from the amounts previously reported for fiscal year 2020.
- There were no changes in benefit terms from the amounts previously reported for fiscal year 2021.
- For fiscal year 2022, SERS changed from a Cost of Living Adjustment (COLA) of 2.5% to 2.0%.

Changes in assumptions :

- There were no changes in methods and assumptions used in the calculation of actuarial determined contributions for fiscal years 2014-2016.
- For fiscal year 2017, the following changes of assumptions affected the total pension liability since the prior measurement date: (a) the assumed rate of inflation was reduced from 3.25% to 3.00%, (b) payroll growth assumption was reduced from 4.00% to 3.50%, (c) assumed real wage growth was reduced from 0.75% to 0.50%, (d) rates of withdrawal, retirement and disability were updated to reflect recent experience, (e) mortality among active members was updated to RP-2014 Blue Collar Mortality Table with fully generational projection and a five year age set-back for both males and females, (f) mortality among service retired members and beneficiaries was updated to the following RP-2014 Blue Collar Mortality Table with fully generational projection with Scale BB, 120% of male rates and 110% of female rates, (g) mortality among disabled members was updated to RP-2000 Disabled Mortality Table, 90% for male rates and 100% for female rates, set back five years is used for the period after disability retirement and (h) the discount rate was reduced from 7.75% to 7.50%.
- There were no changes in methods and assumptions used in the calculation of actuarial determined contributions for fiscal year 2018.
- There were no changes in methods and assumptions used in the calculation of actuarial determined contributions for fiscal year 2019.
- There were no changes in methods and assumptions used in the calculation of actuarial determined contributions for fiscal year 2020.
- There were no changes in methods and assumptions used in the calculation of actuarial determined contributions for fiscal year 2021.
- For fiscal year 2022, the following changes of assumptions affected the total pension liability since the prior measurement date: (a) wage inflation decreased from 3.00% to 2.40%, (b) future salary increases changed from 3.50%-18.20% to 3.25%-13.58%, (c) investment rate of return decreased from 7.50% to 7.00%, (d) discount rate decreased from 7.50% to 7.00% and (e) mortality tables changed from the RP-2014 Blue Collar mortality table to the PUB-2010 General Employee Amount Weight Below Median Healthy Retiree mortality table.

STATE TEACHERS RETIREMENT SYSTEM (STRS) OF OHIO

Changes in benefit terms :

- There were no changes in benefit terms from the amounts reported for fiscal years 2014-2017.
- For fiscal year 2018, STRS decreased the Cost of Living Adjustment (COLA) to zero.
- There were no changes in benefit terms from amounts previously reported for fiscal year 2019.
- There were no changes in benefit terms from amounts previously reported for fiscal year 2020.
- There were no changes in benefit terms from amounts previously reported for fiscal year 2021.
- There were no changes in benefit terms from amounts previously reported for fiscal year 2022.

(Continued)

**LISBON EXEMPTED VILLAGE SCHOOL DISTRICT
COLUMBIANA COUNTY, OHIO**

NOTES TO THE REQUIRED SUPPLEMENTARY INFORMATION (CONTINUED)
FOR THE FISCAL YEAR ENDED JUNE 30, 2022

PENSION (CONTINUED)

Changes in assumptions :

- There were no changes in methods and assumptions used in the calculation of actuarial determined contributions for fiscal years 2014-2017.
- For fiscal year 2018, the following changes of assumption affected the total pension liability since the prior measurement date: (a) the long-term expected rate of return was reduced from 7.75% to 7.45%, (b) the inflation assumption was lowered from 2.75% to 2.50%, (c) the payroll growth assumption was lowered to 3.00%, (d) total salary increases rate was lowered by decreasing the merit component of the individual salary increases, in addition to a decrease of 0.25% due to lower inflation, (e) the healthy and disabled mortality assumptions were updated to the RP-2014 mortality tables with generational improvement scale MP-2016 and (f) rates of retirement, termination and disability were modified to better reflect anticipated future experience.
- There were no changes in methods and assumptions used in the calculation of actuarial determined contributions for fiscal year 2019.
- There were no changes in methods and assumptions used in the calculation of actuarial determined contributions for fiscal year 2020.
- There were no changes in methods and assumptions used in the calculation of actuarial determined contributions for fiscal year 2021.
- For fiscal year 2022, the following changes of assumption affected the total pension liability since the prior measurement date: (a) the long-term expected rate of return was reduced from 7.45% to 7.00% and (b) the discount rate of return was reduced from 7.45% to 7.00%.

OTHER POSTEMPLOYMENT BENEFITS (OPEB)

SCHOOL EMPLOYEES RETIREMENT SYSTEM (SERS) OF OHIO

Changes in benefit terms :

- There were no changes in benefit terms from the amounts reported for fiscal years 2014-2022.

Changes in assumptions :

- There were no changes in methods and assumptions used in the calculation of actuarial determined contributions for fiscal year 2017.
- For fiscal year 2018, the following changes of assumptions affected the total OPEB liability since the prior measurement date: (a) assumed rate of inflation was reduced from 3.25% to 3.00%, (b) payroll growth assumption was reduced from 4.00% to 3.50%, (c) assumed real wage growth was reduced from 0.75% to 0.50%, (d) rates of withdrawal, retirement, and disability were updated to reflect recent experience, (e) mortality among active members was updated to the following: RP-2014 Blue Collar Mortality Table with fully generational projection and a five-year age set-back for both males and females, (f) mortality among service retired members and beneficiaries was updated to the following: RP-2014 Blue Collar Mortality Table with fully generational projection with Scale BB, 120% of male rates, and 110% of female rates, (g) mortality among disabled members was updated to the following: RP-2000 Disabled Mortality Table, 90% for male rates and 100% for female rates, set back five years is used for the period after disability retirement, (h) the municipal bond index rate increased from 2.92% to 3.56% and (i) the single equivalent interest rate, net of plan investment expense, including price inflation increased from 2.98% to 3.63%.
- For fiscal year 2019, the following changes of assumptions affected the total OPEB liability since the prior measurement date: (a) the discount rate increased from 3.63% to 3.70%, (b) the health care cost trend rates for Medicare were changed from a range of 5.50%-5.00% to a range of 5.375%-4.75% and Pre-Medicare were changed from a range of 7.50%-5.00% to a range of 7.25%-4.75%, (c) the municipal bond index rate increased from 3.56% to 3.62% and (d) the single equivalent interest rate, net of plan investment expense, including price inflation increased from 3.63% to 3.70%.
- For fiscal year 2020, the following changes of assumptions affected the total OPEB liability since the prior measurement date: (a) the discount rate decreased from 3.70% to 3.22%, (b) the health care cost trend rates for Medicare were changed from a range of 5.375%-4.75% to a range of 5.25%-4.75% and Pre-Medicare were changed from a range of 7.25%-4.75% to a range of 7.00%-4.75%, (c) the municipal bond index rate decreased from 3.62% to 3.13% and (d) the single equivalent interest rate, net of plan investment expense, including price inflation decreased from 3.70% to 3.22%.
- For fiscal year 2021, the following changes of assumptions affected the total OPEB liability since the prior measurement date: (a) the discount rate decreased from 3.22% to 2.63% and (b) the municipal bond index rate decreased from 3.13% to 2.45%.
- For fiscal year 2022, the following changes of assumptions affected the total pension liability since the prior measurement date: (a) wage inflation decreased from 3.00% to 2.40%, (b) future salary increases changed from 3.50%-18.20% to 3.25%-13.58%, (c) investment rate of return decreased from 7.50% to 7.00%, (d) discount rate decreased from 7.50% to 7.00% and (e) mortality tables changed from the RP-2014 Blue Collar mortality table to the PUB-2010 General Employee Amount Weight Below Median Healthy Retiree mortality table.

(Continued)

**LISBON EXEMPTED VILLAGE SCHOOL DISTRICT
COLUMBIANA COUNTY, OHIO**

NOTES TO THE REQUIRED SUPPLEMENTARY INFORMATION (CONTINUED)
FOR THE FISCAL YEAR ENDED JUNE 30, 2022

OTHER POSTEMPLOYMENT BENEFITS (OPEB) (CONTINUED)

STATE TEACHERS RETIREMENT SYSTEM (STRS) OF OHIO

Changes in benefit terms :

- There were no changes in benefit terms from the amounts previously reported for fiscal year 2017.
- For fiscal year 2018, STRS reduced the subsidy multiplier for non-Medicare benefit recipients from 2.1% to 1.9% per year of service. Medicare Part B premium reimbursements were discontinued for certain survivors and beneficiaries and all remaining Medicare Part B premium reimbursements will be discontinued beginning January 2019.
- For fiscal year 2019, STRS increased the subsidy multiplier for non-Medicare benefit recipients from 1.9% to 1.944% per year of service effective January 1, 2019. The non-Medicare frozen subsidy base premium was increased January 1, 2019 and all remaining Medicare Part B premium reimbursements will be discontinued beginning January 1, 2020.
- For fiscal year 2020, STRS increased the subsidy percentage from 1.944% to 1.984% effective January 1, 2020. The Medicare subsidy percentages were adjusted effective January 1, 2021 to 2.1% for the Medicare plan. The Medicare Part B monthly reimbursement elimination date was postponed to January 1, 2021.
- For fiscal year 2021, the non-Medicare subsidy percentage was increased effective January 1, 2021 from 1.984% to 2.055% per year of service. The non-Medicare frozen subsidy base premium was increased effective January 1, 2021. The Medicare subsidy percentages were adjusted effective January 1, 2021 to 2.1% for the AMA Medicare plan. The Medicare Part B monthly reimbursement elimination date was postponed indefinitely.
- For fiscal year 2022, the non-Medicare subsidy percentage was increased effective January 1, 2022 from 2.055% to 2.100%. The non-Medicare frozen subsidy base premium was increased effective January 1, 2022. The Medicare Part D subsidy was updated to reflect it is expected to be negative in CY2022. The Part B monthly reimbursement elimination date was postponed indefinitely.

Changes in assumptions :

- There were no changes in methods and assumptions used in the calculation of actuarial determined contributions for fiscal year 2017.
- For fiscal year 2018, the following changes of assumptions affected the total OPEB liability since the prior measurement date: (a) the discount rate was increased from 3.26% to 4.13% based on the methodology defined under GASB Statement No. 74, Financial Reporting for Postemployment Benefit Plans Other Than Pension Plans (OPEB), (b) the long term expected rate of return was reduced from 7.75% to 7.45%, (c) valuation year per capita health care costs were updated, and the salary scale was modified, (d) the percentage of future retirees electing each option was updated based on current data and the percentage of future disabled retirees and terminated vested participants electing health coverage were decreased and (e) the assumed mortality, disability, retirement, withdrawal and future health care cost trend rates were modified along with the portion of rebated prescription drug costs.
- For fiscal year 2019, the following changes of assumptions affected the total OPEB liability/asset since the prior measurement date: (a) the discount rate was increased from the blended rate of 4.13% to the long-term expected rate of return of 7.45% based on the methodology defined under GASB Statement No. 74, Financial Reporting for Postemployment Benefit Plans Other Than Pension Plans (OPEB) and (b) decrease in health care cost trend rates from 6.00%-11.00% initial; 4.50% ultimate down to Medical Pre-Medicare 6.00% and Medicare 5.00% initial; 4.00% ultimate and Prescription Drug Pre-Medicare 8.00% and Medicare (5.23%) initial; 4.00% ultimate.
- For fiscal year 2020, health care cost trend rates were changed to the following: medical pre-Medicare from 6.00% initial - 4.00% ultimate down to 5.87% initial - 4.00% ultimate; medical Medicare from 5.00% initial - 4.00% ultimate down to 4.93% initial - 4.00% ultimate; prescription drug pre-Medicare from 8.00% initial - 4.00% ultimate down to 7.73% initial - 4.00% ultimate and (5.23%) initial - 4.00% ultimate up to 9.62% initial - 4.00% ultimate.
- For fiscal year 2021, health care cost trend rates were changed to the following: medical pre-Medicare from 5.87% initial - 4.00% ultimate down to 5.00% initial - 4.00% ultimate; medical Medicare from 4.93% initial - 4.00% ultimate down to -6.69% initial - 4.00% ultimate; prescription drug pre-Medicare from 7.73% initial - 4.00% ultimate down to 6.50% initial - 4.00% ultimate; prescription drug Medicare from 9.62% initial - 4.00% ultimate up to 11.87% initial - 4.00% ultimate.
- For fiscal year 2022, the following changes of assumption affected the total OPEB liability since the prior measurement date: (a) the long-term expected rate of return was reduced from 7.45% to 7.00%, (b) the discount rate of return was reduced from 7.45% to 7.00% and (c) health care cost trend rates were changed to the following: medical Medicare from -6.69% initial - 4.00% ultimate down to -16.18% initial - 4.00% ultimate; prescription drug Medicare from 11.87% initial - 4.00% ultimate up to 29.98% initial - 4.00% ultimate.

**LISBON EXEMPTED VILLAGE SCHOOL DISTRICT
COLUMBIANA COUNTY**

**SCHEDULE OF EXPENDITURES OF FEDERAL AWARDS
FOR THE YEAR ENDED JUNE 30, 2022**

FEDERAL GRANTOR Pass Through Grantor Program / Cluster Title	Federal AL Number	Pass Through Entity Identifying Number	Total Federal Expenditures
U.S. DEPARTMENT OF AGRICULTURE			
<i>Passed Through Ohio Department of Education</i>			
Child Nutrition Cluster:			
School Breakfast Program	10.553	006	\$ 113,288
National School Lunch Program	10.555	006	432,466
COVID-19 National School Lunch Program	10.555	006	18,347
National School Lunch Program -Commodities	10.555	006	39,099
Fresh Fruit and Vegetable Program	10.582	006	27,211
Total Child Nutrition Cluster			<u>630,411</u>
Distance Learning and Telemedicine Loans and Grants	10.855	599-9020	57,231
Total Distance Learning and Telemedicine Loans and Grants			<u>57,231</u>
Total U.S. Department of Agriculture			<u>687,642</u>
U.S. DEPARTMENT OF EDUCATION			
<i>Passed Through the Ohio Department of Education</i>			
Title I Grants to Local Educational Agencies	84.010	572-9521	56,691
Title I Grants to Local Educational Agencies	84.010	572-9522	181,117
Expanding Opportunities For Each Child	84.010	572-9022	6,244
Total Title I Grants to Local Educational Agencies			<u>244,052</u>
Improving Teacher Quality -State Grants	84.367	590-9521	5,161
Improving Teacher Quality -State Grants	84.367	590-9522	16,331
Total Improving Teach Quality -State Grants			<u>21,492</u>
Special Education-State Personnel Development	84.323	599-9222	9,962
Total Special Education-State Personnel Development			<u>9,962</u>
Rural Education Grant	84.358	599-9522	2,981
Total Rural Education Grant			<u>2,981</u>
Special Education Cluster:			
Special Education - Grants to States (IDEA, Part B)	84.027	516-9522	143,376
Special Education - Preschool Grants	84.173	587-9522	4,433
Total Special Education Cluster (IDEA, Part-B)			<u>147,809</u>
Title IV-A Student Support and Academic Enrichment	84.424	584-9522	16,734
Title IV-A Student Support and Academic Enrichment	84.424	599-9121	2,580
Total Title IV-A Student Support and Academic Enrichment			<u>19,314</u>
COVID-19 Elementary and Secondary School Emergency Relief (ESSER) Fund	84.425D	507-9021	174,117
COVID-19 Elementary and Secondary School Emergency Relief (ESSER) II Fund	84.425D	507-9022	364,769
COVID-19 American Rescue Plan Elementary and Secondary School Emergency Relief (ESSER) Fund	84.425U	507-9322	628,265
Total COVID-19 Elementary and Secondary School Emergency Relief (ESSER) Fund			<u>1,167,151</u>
Total U.S. Department of Education			<u>1,612,761</u>
Total Expenditures of Federal Awards			<u>\$ 2,300,403</u>

The accompanying notes are an integral part of this schedule.

**LISBON EXEMPTED VILLAGE SCHOOL DISTRICT
COLUMBIANA COUNTY**

**NOTES TO THE SCHEDULE OF EXPENDITURES OF FEDERAL AWARDS
2 CFR 200.510(b)(6)
FOR THE YEAR ENDED JUNE 30, 2022**

NOTE A – BASIS OF PRESENTATION

The accompanying Schedule of Expenditures of Federal Awards (the Schedule) includes the federal award activity of Lisbon Exempted Village School District (the School District's) under programs of the federal government for the year ended June 30, 2022. The information on this Schedule is prepared in accordance with the requirements of Title 2 U.S. *Code of Federal Regulations* Part 200, *Uniform Administrative Requirements, Cost Principles, and Audit Requirements for Federal Awards* (Uniform Guidance). Because the Schedule presents only a selected portion of the operations of the School District, it is not intended to and does not present the financial position, changes in net position, or cash flows of the School District.

NOTE B – SUMMARY OF SIGNIFICANT ACCOUNTING POLICIES

Expenditures reported on the Schedule are reported on the cash basis of accounting. Such expenditures are recognized following the cost principles contained in Uniform Guidance wherein certain types of expenditures may or may not be allowable or may be limited as to reimbursement.

NOTE C – INDIRECT COST RATE

The School District has elected not to use the 10-percent de minimis indirect cost rate as allowed under the Uniform Guidance.

NOTE D - CHILD NUTRITION CLUSTER

The School District commingles cash receipts from the U.S. Department of Agriculture with similar State grants. When reporting expenditures on this Schedule, the School District assumes it expends federal monies first.

NOTE E – FOOD DONATION PROGRAM

The School District reports commodities consumed on the Schedule at the entitlement value. The School District allocated donated food commodities to the respective program that benefitted from the use of those donated food commodities.

OHIO AUDITOR OF STATE KEITH FABER



88 East Broad Street
Columbus, Ohio 43215
ContactUs@ohioauditor.gov
(800) 282-0370

INDEPENDENT AUDITOR'S REPORT ON INTERNAL CONTROL OVER FINANCIAL REPORTING AND ON COMPLIANCE AND OTHER MATTERS REQUIRED BY GOVERNMENT AUDITING STANDARDS

Lisbon Exempted Village School District
Columbiana County
317 North Market Street
Lisbon, Ohio 44432

To the Board of Education:

We have audited, in accordance with the auditing standards generally accepted in the United States of America and the standards applicable to financial audits contained in *Government Auditing Standards* issued by the Comptroller General of the United States (*Government Auditing Standards*), the financial statements of the governmental activities, each major fund, and the aggregate remaining fund information of the Lisbon Exempted Village School District, Columbiana County, (the School District) as of and for the year ended June 30, 2022, and the related notes to the financial statements, which collectively comprise the School District's basic financial statements and have issued our report thereon dated March 16, 2023. We noted the financial impact of COVID-19 and the continuing emergency measures which may impact subsequent periods of the School District.

Report on Internal Control Over Financial Reporting

In planning and performing our audit of the financial statements, we considered the School District's internal control over financial reporting (internal control) as a basis for designing audit procedures that are appropriate in the circumstances for the purpose of expressing our opinion on the financial statements, but not for the purpose of expressing an opinion on the effectiveness of the School District's internal control. Accordingly, we do not express an opinion on the effectiveness of the School District's internal control.

A *deficiency in internal control* exists when the design or operation of a control does not allow management or employees, in the normal course of performing their assigned functions, to prevent, or detect and correct misstatements on a timely basis. A *material weakness* is a deficiency, or a combination of deficiencies, in internal control, such that there is a reasonable possibility that a material misstatement of the School District's financial statements will not be prevented, or detected and corrected, on a timely basis. A *significant deficiency* is a deficiency, or a combination of deficiencies, in internal control that is less severe than a material weakness, yet important enough to merit attention by those charged with governance.

Our consideration of internal control was for the limited purpose described in the first paragraph of this section and was not designed to identify all deficiencies in internal control that might be material weaknesses or significant deficiencies. Given these limitations, during our audit we did not identify any deficiencies in internal control that we consider to be material weaknesses. However, material weaknesses or significant deficiencies may exist that were not identified.

Report on Compliance and Other Matters

As part of obtaining reasonable assurance about whether the School District's financial statements are free from material misstatement, we performed tests of its compliance with certain provisions of laws, regulations, contracts, and grant agreements, noncompliance with which could have a direct and material effect on the financial statements. However, providing an opinion on compliance with those provisions was not an objective of our audit and accordingly, we do not express such an opinion. The results of our tests disclosed no instances of noncompliance or other matters that are required to be reported under Government Auditing Standards.

Purpose of This Report

The purpose of this report is solely to describe the scope of our testing of internal control and compliance and the results of that testing, and not to provide an opinion on the effectiveness of the School District's internal control or on compliance. This report is an integral part of an audit performed in accordance with *Government Auditing Standards* in considering the School District's internal control and compliance. Accordingly, this communication is not suitable for any other purpose.



Keith Faber
Auditor of State
Columbus, Ohio

March 16, 2023



**INDEPENDENT AUDITOR'S REPORT ON COMPLIANCE WITH REQUIREMENTS
APPLICABLE TO THE MAJOR FEDERAL PROGRAM AND ON INTERNAL CONTROL OVER
COMPLIANCE REQUIRED BY THE UNIFORM GUIDANCE**

Lisbon Exempted Village School District
Columbiana County
317 North Market Street
Lisbon, Ohio 44432

To the Board of Education:

Report on Compliance for the Major Federal Program

Opinion on the Major Federal Program

We have audited Lisbon Exempted Village School District's, Columbiana County, (the School District) compliance with the types of compliance requirements identified as subject to audit in the U.S. Office of Management and Budget (OMB) *Compliance Supplement* that could have a direct and material effect on Lisbon Exempted Village School District's major federal program for the year ended June 30, 2022. Lisbon Exempted Village School District's major federal program is identified in the *Summary of Auditor's Results* section of the accompanying schedule of findings.

In our opinion, Lisbon Exempted Village School District complied, in all material respects, with the compliance requirements referred to above that could have a direct and material effect on its major federal program for the year ended June 30, 2022.

Basis for Opinion on the Major Federal Program

We conducted our audit of compliance in accordance with auditing standards generally accepted in the United States of America (GAAS); the standards applicable to financial audits contained in *Government Auditing Standards* issued by the Comptroller General of the United States (*Government Auditing Standards*); and the audit requirements of Title 2 U.S. *Code of Federal Regulations* Part 200, *Uniform Administrative Requirements, Cost Principles, and Audit Requirements for Federal Awards* (Uniform Guidance). Our responsibilities under those standards and the Uniform Guidance are further described in the *Auditor's Responsibilities for the Audit of Compliance* section of our report.

We are required to be independent of the School District and to meet our other ethical responsibilities, in accordance with relevant ethical requirements relating to our audit. We believe that the audit evidence we have obtained is sufficient and appropriate to provide a basis for our opinion on compliance for the major federal program. Our audit does not provide a legal determination of the School District's compliance with the compliance requirements referred to above.

Responsibilities of Management for Compliance

The School District's Management is responsible for compliance with the requirements referred to above and for the design, implementation, and maintenance of effective internal control over compliance with the requirements of laws, statutes, regulations, rules, and provisions of contracts or grant agreements applicable to the School District's federal programs.

Auditor's Responsibilities for the Audit of Compliance

Our objectives are to obtain reasonable assurance about whether material noncompliance with the compliance requirements referred to above occurred, whether due to fraud or error, and express an opinion on the School District's compliance based on our audit. Reasonable assurance is a high level of assurance but is not absolute assurance and therefore is not a guarantee that an audit conducted in accordance with GAAS, *Government Auditing Standards*, and the Uniform Guidance will always detect material noncompliance when it exists. The risk of not detecting material noncompliance resulting from fraud is higher than for that resulting from error, as fraud may involve collusion, forgery, intentional omissions, misrepresentations, or the override of internal control. Noncompliance with the compliance requirements referred to above is considered material, if there is a substantial likelihood that, individually or in the aggregate, it would influence the judgment made by a reasonable user of the report on compliance about the School District's compliance with the requirements of the major federal program as a whole.

In performing an audit in accordance with GAAS, *Government Auditing Standards*, and the Uniform Guidance, we:

- exercise professional judgment and maintain professional skepticism throughout the audit.
- identify and assess the risks of material noncompliance, whether due to fraud or error, and design and perform audit procedures responsive to those risks. Such procedures include examining, on a test basis, evidence regarding the School District's compliance with the compliance requirements referred to above and performing such other procedures as we considered necessary in the circumstances.
- obtain an understanding of the School District's internal control over compliance relevant to the audit in order to design audit procedures that are appropriate in the circumstances and to test and report on internal control over compliance in accordance with the Uniform Guidance, but not for the purpose of expressing an opinion on the effectiveness of the School District's internal control over compliance. Accordingly, no such opinion is expressed.

We are required to communicate with those charged with governance regarding, among other matters, the planned scope and timing of the audit and any significant deficiencies and material weaknesses in internal control over compliance that we identified during the audit.

Report on Internal Control Over Compliance

A deficiency in internal control over compliance exists when the design or operation of a control over compliance does not allow management or employees, in the normal course of performing their assigned functions, to prevent, or detect and correct, noncompliance with a type of compliance requirement of a federal program on a timely basis. *A material weakness in internal control over compliance* is a deficiency, or combination of deficiencies, in internal control over compliance, such that there is a reasonable possibility that material noncompliance with a type of compliance requirement of a federal program will not be prevented, or detected and corrected, on a timely basis. *A significant deficiency in internal control over compliance* is a deficiency, or a combination of deficiencies, in internal control over compliance with a type of compliance requirement of a federal program that is less severe than a material weakness in internal control over compliance, yet important enough to merit attention by those charged with governance.

Our consideration of internal control over compliance was for the limited purpose described in the *Auditor's Responsibilities for the Audit of Compliance* section above and was not designed to identify all deficiencies in internal control over compliance that might be material weaknesses or significant deficiencies in internal control over compliance. Given these limitations, during our audit we did not identify any deficiencies in internal control over compliance that we consider to be material weaknesses, as defined above. However, material weaknesses or significant deficiencies in internal control over compliance may exist that were not identified.

Our audit was not designed for the purpose of expressing an opinion on the effectiveness of internal control over compliance. Accordingly, no such opinion is expressed.

The purpose of this report on internal control over compliance is solely to describe the scope of our testing of internal control over compliance and the results of this testing based on the requirements of the Uniform Guidance. Accordingly, this report is not suitable for any other purpose.



Keith Faber
Auditor of State
Columbus, Ohio

March 16, 2023

This page intentionally left blank.

**LISBON EXEMPTED VILLAGE SCHOOL DISTRICT
COLUMBIANA COUNTY**

**SCHEDULE OF FINDINGS
2 CFR § 200.515
JUNE 30, 2022**

1. SUMMARY OF AUDITOR'S RESULTS

(d)(1)(i)	Type of Financial Statement Opinion	Unmodified
(d)(1)(ii)	Were there any material weaknesses in internal control reported at the financial statement level (GAGAS)?	No
(d)(1)(ii)	Were there any significant deficiencies in internal control reported at the financial statement level (GAGAS)?	No
(d)(1)(iii)	Was there any reported material noncompliance at the financial statement level (GAGAS)?	No
(d)(1)(iv)	Were there any material weaknesses in internal control reported for major federal programs?	No
(d)(1)(iv)	Were there any significant deficiencies in internal control reported for major federal programs?	No
(d)(1)(v)	Type of Major Programs' Compliance Opinion	Unmodified
(d)(1)(vi)	Are there any reportable findings under 2 CFR § 200.516(a)?	No
(d)(1)(vii)	Major Programs (list):	Elementary and Secondary School Emergency Relief (ESSER I and II) Fund – AL #84.425D American Rescue Plan Elementary and Secondary School Emergency Relief (ESSER) Fund – AL #84.425U
(d)(1)(viii)	Dollar Threshold: Type A/B Programs	Type A: > \$ 750,000 Type B: all others
(d)(1)(ix)	Low Risk Auditee under 2 CFR § 200.520?	Yes

**2. FINDINGS RELATED TO THE FINANCIAL STATEMENTS
REQUIRED TO BE REPORTED IN ACCORDANCE WITH GAGAS**

None

3. FINDINGS AND QUESTIONED COSTS FOR FEDERAL AWARDS

None

This page intentionally left blank.

OHIO AUDITOR OF STATE KEITH FABER



**LISBON EXEMPTED VILLAGE SCHOOL DISTRICT
COLUMBIANA COUNTY**

AUDITOR OF STATE OF OHIO CERTIFICATION

This is a true and correct copy of the report, which is required to be filed pursuant to Section 117.26, Revised Code, and which is filed in the Office of the Ohio Auditor of State in Columbus, Ohio.



Certified for Release 3/28/2023

88 East Broad Street, Columbus, Ohio 43215
Phone: 614-466-4514 or 800-282-0370

This report is a matter of public record and is available online at
www.ohioauditor.gov