





**NORTH POINT EDUCATIONAL SERVICE CENTER  
ERIE COUNTY**

**TABLE OF CONTENTS**

<b>TITLE</b>	<b>PAGE</b>
Independent Auditor's Report .....	1
Prepared by Management:	
Management's Discussion and Analysis For the Fiscal Year Ended June 30, 2022 .....	5
Basic Financial Statements:	
Government-wide Financial Statements:	
Statement of Net Position June 30, 2022 .....	16
Statement of Activities For the Fiscal Year Ended June 30, 2022 .....	17
Fund Financial Statements:	
Balance Sheet Governmental Funds June 30, 2022 .....	18
Reconciliation of Total Governmental Fund Balances to Net Position of Governmental Activities June 30, 2022 .....	19
Statement of Revenues, Expenditures and Changes in Fund Balances Governmental Funds For the Fiscal Year Ended June 30, 2022 .....	20
Reconciliation of the Statement of Revenues, Expenditures and Changes in Fund Balances of Governmental Funds to the Statement of Activities For the Fiscal Year Ended June 30, 2022 .....	21
Statement of Fiduciary Net Position Fiduciary Funds June 30, 2022 .....	22
Statement of Changes in Fiduciary Net Position Fiduciary Funds For the Fiscal Year Ended June 30, 2022 .....	23
Notes to the Basic Financial Statements For the Fiscal Year Ended June 30, 2022 .....	24
Fiscal Year 2022 Schedules of Required Supplementary Information:	
Schedule of the ESC's Proportionate Share of the Net Pension Liability School Employees Retirement System (SERS) of Ohio Last Nine Fiscal Years .....	58

**NORTH POINT EDUCATIONAL SERVICE CENTER  
ERIE COUNTY**

**TABLE OF CONTENTS  
(Continued)**

TITLE	PAGE
Schedule of the ESC's Proportionate Share of the Net Pension Liability State Teachers Retirement System (STRS) of Ohio Last Nine Fiscal Years .....	60
Schedule of ESC Pension Contributions School Employees Retirement System (SERS) of Ohio Last Ten Fiscal Years .....	62
Schedule of ESC Pension Contributions State Teachers Retirement System (STRS) of Ohio Last Ten Fiscal Years .....	64
Schedule of the ESC's Proportionate Share of the Net OPEB Liability School Employees Retirement System (SERS) of Ohio Last Six Fiscal Years .....	66
Schedule of the ESC's Proportionate Share of the Net OPEB Liability (Asset) State Teachers Retirement System (STRS) of Ohio Last Six Fiscal Years .....	68
Schedule of ESC OPEB Contributions School Employees Retirement System (SERS) of Ohio Last Ten Fiscal Years .....	70
Schedule of ESC OPEB Contributions State Teachers Retirement System (STRS) of Ohio Last Ten Fiscal Years .....	72
Notes to the Required Supplementary Information .....	74
Fiscal Year 2022 Supplementary Information:	
Schedule of Revenues, Expenditures and Changes in Fund Balance - Budget and Actual (Non-GAAP Budgetary Basis) General Fund For the Fiscal Year Ended June 30, 2022 .....	77
Notes to the Supplementary Information For the Fiscal Year Ended June 30, 2022 .....	78
Management's Discussion and Analysis For the Fiscal Year Ended June 30, 2021 .....	80
Basic Financial Statements:	
Government-wide Financial Statements:	
Statement of Net Position June 30, 2021 .....	90

**NORTH POINT EDUCATIONAL SERVICE CENTER  
ERIE COUNTY**

**TABLE OF CONTENTS  
(Continued)**

<b>TITLE</b>	<b>PAGE</b>
Statement of Activities For the Fiscal Year Ended June 30, 2021.....	91
Fund Financial Statements:	
Balance Sheet Governmental Funds June 30, 2021 .....	92
Reconciliation of Total Governmental Fund Balances to Net Position of Governmental Activities June 30, 2021 .....	93
Statement of Revenues, Expenditures and Changes in Fund Balances Governmental Funds For the Fiscal Year Ended June 30, 2021.....	94
Reconciliation of the Statement of Revenues, Expenditures and Changes in Fund Balances of Governmental Funds to the Statement of Activities For the Fiscal Year Ended June 30, 2021 .....	95
Statement of Fiduciary Net Position Fiduciary Funds June 30, 2021 .....	96
Statement of Changes in Fiduciary Net Position Fiduciary Funds For the Fiscal Year Ended June 30, 2021.....	97
Notes to the Basic Financial Statements For the Fiscal Year Ended June 30, 2021 .....	98
Fiscal Year 2021 Schedules of Required Supplementary Information:	
Schedule of the ESC's Proportionate Share of the Net Pension Liability School Employees Retirement System (SERS) of Ohio Last Eight Fiscal Years.....	130
Schedule of the ESC's Proportionate Share of the Net Pension Liability State Teachers Retirement System (STRS) of Ohio Last Eight Fiscal Years.....	132
Schedule of ESC Pension Contributions School Employees Retirement System (SERS) of Ohio Last Ten Fiscal Years .....	134
Schedule of ESC Pension Contributions State Teachers Retirement System (STRS) of Ohio Last Ten Fiscal Years .....	136

**NORTH POINT EDUCATIONAL SERVICE CENTER  
ERIE COUNTY**

**TABLE OF CONTENTS  
(Continued)**

TITLE	PAGE
Schedule of the ESC's Proportionate Share of the Net OPEB Liability School Employees Retirement System (SERS) of Ohio Last Five Fiscal Years .....	138
Schedule of the ESC's Proportionate Share of the Net OPEB Liability (Asset) State Teachers Retirement System (STRS) of Ohio Last Five Fiscal Years .....	140
Schedule of ESC OPEB Contributions School Employees Retirement System (SERS) of Ohio Last Ten Fiscal Years .....	142
Schedule of ESC OPEB Contributions State Teachers Retirement System (STRS) of Ohio Last Ten Fiscal Years.....	144
Notes to the Required Supplementary Information .....	146
Fiscal Year 2021 Supplementary Information:	
Schedule of Revenues, Expenditures and Changes in Fund Balance - Budget and Actual (Non-GAAP Budgetary Basis) General Fund For the Fiscal Year Ended June 30, 2021 .....	148
Notes to the Supplementary Information For the Fiscal Year Ended June 30, 2021 .....	149
Independent Auditor's Report on Internal Control Over Financial Reporting and on Compliance and Other Matters Required by <i>Government Auditing Standards</i> .....	151
Prepared by Management:	
Summary Schedule of Prior Audit Findings .....	153

# OHIO AUDITOR OF STATE KEITH FABER



88 East Broad Street  
Columbus, Ohio 43215  
ContactUs@ohioauditor.gov  
(800) 282-0370

## INDEPENDENT AUDITOR'S REPORT

North Point Educational Service Center  
Erie County  
4918 Milan Road  
Sandusky, Ohio 44870-5842

To the Board of Education:

### Report on the Audit of the Financial Statements

#### **Opinions**

We have audited the financial statements of the governmental activities, each major fund, and the aggregate remaining fund information of North Point Educational Service Center, Erie County, Ohio (the ESC), as of and for the years ended June 30, 2022 and 2021, and the related notes to the financial statements, which collectively comprise the ESC's basic financial statements as listed in the table of contents.

In our opinion, the accompanying financial statements referred to above present fairly, in all material respects, the respective financial position of the governmental activities, each major fund, and the aggregate remaining fund information of North Point Educational Service Center, Erie County, Ohio as of June 30, 2022 and 2021, and the respective changes in financial position thereof for the years then ended in accordance with the accounting principles generally accepted in the United States of America.

#### **Basis for Opinions**

We conducted our audit in accordance with auditing standards generally accepted in the United States of America (GAAS) and the standards applicable to financial audits contained in *Government Auditing Standards*, issued by the Comptroller General of the United States. Our responsibilities under those standards are further described in the *Auditor's Responsibilities for the Audit of the Financial Statements* section of our report. We are required to be independent of the ESC, and to meet our other ethical responsibilities, in accordance with the relevant ethical requirements relating to our audit. We believe that the audit evidence we have obtained is sufficient and appropriate to provide a basis for our audit opinions.

#### **Emphasis of Matter**

As discussed in Note 14 to the 2022 basic financial statements and Note 16 to the 2021 basic financial statements, the financial impact of COVID-19 and the continuing emergency measures may impact subsequent periods of the ESC. Our opinion is not modified with respect to this matter.

***Responsibilities of Management for the Financial Statements***

Management is responsible for the preparation and fair presentation of the financial statements in accordance with accounting principles generally accepted in the United States of America, and for the design, implementation, and maintenance of internal control relevant to the preparation and fair presentation of financial statements that are free from material misstatement, whether due to fraud or error.

In preparing the financial statements, management is required to evaluate whether there are conditions or events, considered in the aggregate, that raise substantial doubt about the ESC's ability to continue as a going concern for twelve months beyond the financial statement date, including any currently known information that may raise substantial doubt shortly thereafter.

***Auditor's Responsibilities for the Audit of the Financial Statements***

Our objectives are to obtain reasonable assurance about whether the financial statements as a whole are free from material misstatement, whether due to fraud or error, and to issue an auditor's report that includes our opinions. Reasonable assurance is a high level of assurance but is not absolute assurance and therefore is not a guarantee that an audit conducted in accordance with GAAS and *Government Auditing Standards* will always detect a material misstatement when it exists. The risk of not detecting a material misstatement resulting from fraud is higher than for one resulting from error, as fraud may involve collusion, forgery, intentional omissions, misrepresentations, or the override of internal control. Misstatements are considered material if there is a substantial likelihood that, individually or in the aggregate, they would influence the judgment made by a reasonable user based on the financial statements.

In performing an audit in accordance with GAAS and *Government Auditing Standards*, we

- exercise professional judgment and maintain professional skepticism throughout the audit.
- identify and assess the risks of material misstatement of the financial statements, whether due to fraud or error, and design and perform audit procedures responsive to those risks. Such procedures include examining, on a test basis, evidence regarding the amounts and disclosures in the financial statements.
- obtain an understanding of internal control relevant to the audit in order to design audit procedures that are appropriate in the circumstances, but not for the purpose of expressing an opinion on the effectiveness of the ESC's internal control. Accordingly, no such opinion is expressed.
- evaluate the appropriateness of accounting policies used and the reasonableness of significant accounting estimates made by management, as well as evaluate the overall presentation of the financial statements.
- conclude whether, in our judgment, there are conditions or events, considered in the aggregate, that raise substantial doubt about the ESC's ability to continue as a going concern for a reasonable period of time.

We are required to communicate with those charged with governance regarding, among other matters, the planned scope and timing of the audit, significant audit findings, and certain internal control-related matters that we identified during the audit.



**Required Supplementary Information**

Accounting principles generally accepted in the United States of America require that the management's discussion and analysis and schedules of net pension and other post-employment benefit liabilities / (assets) and pension and other post-employment benefit contributions be presented to supplement the basic financial statements. Such information is the responsibility of management and, although not a part of the basic financial statements, is required by the Governmental Accounting Standards Board who considers it to be an essential part of financial reporting for placing the basic financial statements in an appropriate operational, economic, or historical context. We have applied certain limited procedures to the required supplementary information in accordance with auditing standards generally accepted in the United States of America, which consisted of inquiries of management about the methods of preparing the information and comparing the information for consistency with management's responses to our inquiries, the basic financial statements, and other knowledge we obtained during our audit of the basic financial statements. We do not express an opinion or provide any assurance on the information because the limited procedures do not provide us with sufficient evidence to express an opinion or provide any assurance.

**Supplementary Information**

Our audit was conducted for the purpose of forming opinions on the financial statements that collectively comprise the ESC's basic financial statements. The Schedules of Revenues, Expenditures and Changes in Fund Balance - Budget and Actual (Non-GAAP Budgetary Basis) General Fund is presented for purposes of additional analysis and are not a required part of the basic financial statements.

Such information is the responsibility of management and was derived from and relates directly to the underlying accounting and other records used to prepare the basic financial statements. The information has been subjected to the auditing procedures applied in the audit of the basic financial statements and certain additional procedures, including comparing and reconciling such information directly to the underlying accounting and other records used to prepare the basic financial statements or to the basic financial statements themselves, and other additional procedures in accordance with auditing standards generally accepted in the United States of America. In our opinion, the Schedules of Revenues, Expenditures and Changes in Fund Balance - Budget and Actual (Non-GAAP Budgetary Basis) General Fund is fairly stated, in all material respects, in relation to the basic financial statements as a whole.

**Other Reporting Required by Government Auditing Standards**

In accordance with *Government Auditing Standards*, we have also issued our report dated June 8, 2023, on our consideration of the ESC's internal control over financial reporting and our tests of its compliance with certain provisions of laws, regulations, contracts and grant agreements and other matters. The purpose of that report is solely to describe the scope of our testing of internal control over financial reporting and compliance and the results of that testing, and not to provide an opinion on the effectiveness of the ESC's internal control over financial reporting or on compliance. That report is an integral part of an audit performed in accordance with *Government Auditing Standards* in considering the ESC's internal control over financial reporting and compliance.



Keith Faber  
Auditor of State  
Columbus, Ohio

June 8, 2023

**This page intentionally left blank.**

**NORTH POINT EDUCATIONAL SERVICE CENTER  
ERIE COUNTY, OHIO**

MANAGEMENT'S DISCUSSION AND ANALYSIS  
FOR THE FISCAL YEAR ENDED JUNE 30, 2022  
(UNAUDITED)

The management's discussion and analysis of the North Point Educational Service Center's (the ESC) financial performance provides an overall review of the ESC's financial activities for the fiscal year ended June 30, 2022. The intent of this discussion and analysis is to look at the ESC's financial performance as a whole; readers should also review the basic financial statements and the notes to the basic financial statements to enhance their understanding of the ESC's financial performance.

**Financial Highlights**

Key financial highlights for fiscal year 2022 are as follows:

- In total, net position of governmental activities increased \$3,272,587 which represents a 15.22% increase from the net position at June 30, 2021.
- General revenues accounted for \$1,073,780 or 5.62% of all revenues. Program specific revenues in the form of charges for services and sales, grants and contributions, and capital grants and contributions accounted for \$18,045,569 or 94.38% of total revenues of \$19,119,349.
- The ESC had \$15,846,762 in expenses related to governmental activities; \$18,045,569 of these expenses were offset by program specific charges for services, grants or contributions. General revenues supporting governmental activities (primarily unrestricted grants and entitlements) of \$1,073,780 were adequate to provide for these programs.
- The general fund and the permanent improvement fund are the ESC's two major governmental funds. The general fund had \$18,029,603 in revenues and other financing sources and \$17,642,505 in expenditures. During fiscal year 2022, the general fund's fund balance increased \$387,098 from \$3,083,497 to a balance of \$3,470,595.
- The permanent improvement fund had \$1,845 in revenues. During fiscal year 2022, the permanent improvement fund's fund balance increased \$1,845 from \$723,294 to a balance of \$725,139.

**Using the Basic Financial Statements**

This annual report consists of a series of financial statements and notes to those statements. These statements are organized so the reader may understand the ESC as a financial whole, an entire operating entity. The statements proceed to provide an increasingly detailed look at specific financial activities.

The statement of net position and statement of activities provide information about the activities of the whole ESC, presenting both an aggregate view of the ESC's finances and a longer-term view of those finances. Fund financial statements provide the next level of detail. For governmental funds, these statements tell how services were financed in the short-term as well as what remains for future spending. The fund financial statements look at the ESC's most significant funds with all other, nonmajor funds presented in total in one column. In the case of the ESC, the general fund and the permanent improvement fund are the only two major funds.

**Reporting the ESC as a Whole**

***Statement of Net Position and the Statement of Activities***

While this document contains the large number of funds used by the ESC to provide programs and activities, the view of the ESC as a whole looks at all financial transactions and asks the question, "How did the ESC perform financially during 2022?" The statement of net position and statement of activities answer this question. These statements include all assets, deferred outflows of resources, liabilities, deferred inflows of resources, revenues, and expenses using the accrual basis of accounting, similar to the accounting used by most private-sector companies. This basis of accounting considers all of the current year's revenues and expenses regardless of when cash is received or paid.

**NORTH POINT EDUCATIONAL SERVICE CENTER  
ERIE COUNTY, OHIO**

MANAGEMENT'S DISCUSSION AND ANALYSIS  
FOR THE FISCAL YEAR ENDED JUNE 30, 2022  
(UNAUDITED)

These two statements report the ESC's net position and changes in net position. The ESC's change in net position is important because it tells the reader that, for the ESC as a whole, the financial position of the ESC has improved or diminished. The causes of this change may be the result of many factors, some financial, some not. Non-financial factors include increased or decreased services desired by school districts and required educational programs, among others.

In the statement of net position and statement of activities, the governmental activities include the ESC's programs and services, including instruction, support services, and other operations.

**Reporting the ESC's Most Significant Funds**

***Fund Financial Statements***

Fund financial reports provide detailed information about the ESC's major funds. The ESC uses many funds to account for a multitude of financial transactions; however, these fund financial statements focus on the ESC's most significant funds. The ESC's two major governmental funds are the general fund and the permanent improvement fund.

***Governmental Funds***

Most of the ESC's activities are reported in governmental funds, which focus on how money flows into and out of those funds and the balances left at year-end available for spending in future periods. These funds are reported using an accounting method called modified accrual accounting, which measures cash and all other financial assets than can readily be converted to cash. The governmental fund financial statements provide a detailed short-term view of the ESC's general government operations and the basic services it provides. Governmental fund information helps you determine whether there are more or fewer financial resources that can be spent in the near future to finance educational programs. The relationship (or differences) between governmental activities (reported in the statement of net position and statement of activities) and governmental funds is reconciled in the basic financial statements.

***Reporting the ESC's Fiduciary Responsibilities***

The ESC is the fiscal agent of the Northern Ohio Educational Computer Association (NOECA), a computer consortium, the Bay Area Council of Governments, and the Huron-Erie School Employees Insurance Association. NOECA, the Bay Area Council of Governments, and Huron-Erie School Employees Insurance Association are presented as a custodial funds. The ESC also maintains custodial funds to account for monies due to other governments, individuals or private organizations. All of the ESC's fiduciary activities are reported in the statement of fiduciary net position and statement of changes in fiduciary net position. These activities are excluded from the ESC's other financial statements because these resources cannot be utilized by the ESC to finance its operations.

***Notes to the Basic Financial Statements***

The notes provide additional information that is essential to a full understanding of the data provided in the government-wide and fund financial statements.

***Required Supplementary Information***

In addition to the basic financial statements and accompanying notes, this report also presents certain required supplementary information concerning the ESC's net pension liability and net OPEB liability (asset).

***Budgetary Supplementary Information***

The ESC has presented a budgetary comparison schedule for the general fund as supplementary information.

**NORTH POINT EDUCATIONAL SERVICE CENTER  
ERIE COUNTY, OHIO**

MANAGEMENT'S DISCUSSION AND ANALYSIS  
FOR THE FISCAL YEAR ENDED JUNE 30, 2022  
(UNAUDITED)

**The ESC as a Whole**

The table below provides a summary of the ESC's net position at June 30, 2022 and 2021.

	<b>Net Position</b>	
	Governmental Activities 2022	Restated Governmental Activities 2021
<b><u>Assets</u></b>		
Current and other assets	\$ 7,635,658	\$ 7,075,563
Capital assets, net	<u>1,579,505</u>	<u>1,751,236</u>
Total assets	<u>9,215,163</u>	<u>8,826,799</u>
<b><u>Deferred Outflows of Resources</u></b>		
Pension	4,557,623	4,140,003
OPEB	<u>564,363</u>	<u>706,042</u>
Total deferred outflows of resources	<u>5,121,986</u>	<u>4,846,045</u>
<b><u>Liabilities</u></b>		
Current liabilities	1,804,790	1,771,417
Long-term liabilities:		
Due within one year	260,096	188,768
Due in more than one year:		
Net pension liability	12,698,996	24,607,046
Net OPEB liability	1,885,916	2,251,947
Other amounts	<u>924,527</u>	<u>1,077,156</u>
Total liabilities	<u>17,574,325</u>	<u>29,896,334</u>
<b><u>Deferred Inflows of Resources</u></b>		
Pension	11,558,879	1,942,832
OPEB	<u>3,439,681</u>	<u>3,342,001</u>
Total deferred inflows of resources	<u>14,998,560</u>	<u>5,284,833</u>
<b><u>Net Position</u></b>		
Net investment in capital assets	1,325,829	1,415,956
Restricted	19,690	44,223
Unrestricted (deficit)	<u>(19,581,255)</u>	<u>(22,968,502)</u>
Total net position (deficit)	<u>\$ (18,235,736)</u>	<u>\$ (21,508,323)</u>

The net pension liability is reported pursuant to Governmental Accounting Standards Board (GASB) Statement 68, "Accounting and Financial Reporting for Pensions - an Amendment of GASB Statement 27." The net other postemployment benefits (OPEB) liability (asset) is reported pursuant to GASB Statement 75, "Accounting and Financial Reporting for Postemployment Benefits Other Than Pensions." For reasons discussed below, many end users of this financial statement will gain a clearer understanding of the ESC's actual financial condition by adding deferred inflows related to pension and OPEB, the net pension liability, and the net OPEB liability to the reported net position and subtracting deferred outflows related to pension and OPEB and the net OPEB asset.

**NORTH POINT EDUCATIONAL SERVICE CENTER  
ERIE COUNTY, OHIO**

MANAGEMENT'S DISCUSSION AND ANALYSIS  
FOR THE FISCAL YEAR ENDED JUNE 30, 2022  
(UNAUDITED)

Governmental Accounting Standards Board standards are national and apply to all government financial reports prepared in accordance with generally accepted accounting principles. Prior accounting for pensions (GASB 27) and postemployment benefits (GASB 45) focused on a funding approach. This approach limited pension and OPEB costs to contributions annually required by law, which may or may not be sufficient to fully fund each plan's *net pension liability* or *net OPEB liability*. GASB 68 and GASB 75 take an earnings approach to pension and OPEB accounting; however, the nature of Ohio's statewide pension/OPEB plans and state law governing those systems requires additional explanation in order to properly understand the information presented in these statements.

GASB 68 and GASB 75 require the net pension liability and the net OPEB liability to equal the ESC's proportionate share of each plan's collective:

1. Present value of estimated future pension/OPEB benefits attributable to active and inactive employees' past service.
2. Minus plan assets available to pay these benefits.

GASB notes that pension and OPEB obligations, whether funded or unfunded, are part of the "employment exchange" - that is, the employee is trading his or her labor in exchange for wages, benefits, and the promise of a future pension and other postemployment benefits. GASB noted that the unfunded portion of this promise is a present obligation of the government, part of a bargained-for benefit to the employee, and should accordingly be reported by the government as a liability since they received the benefit of the exchange. However, the ESC is not responsible for certain key factors affecting the balance of these liabilities. In Ohio, the employee shares the obligation of funding pension benefits with the employer. Both employer and employee contribution rates are capped by State statute. A change in these caps requires action of both Houses of the General Assembly and approval of the Governor. Benefit provisions are also determined by State statute. The Ohio revised Code permits, but does not require the retirement systems to provide healthcare to eligible benefit recipients. The retirement systems may allocate a portion of the employer contributions to provide for these OPEB benefits.

The employee enters the employment exchange with the knowledge that the employer's promise is limited not by contract but by law. The employer enters the exchange also knowing that there is a specific, legal limit to its contribution to the retirement system. In Ohio, there is no legal means to enforce the unfunded liability of the pension/OPEB plan *as against the public employer*. State law operates to mitigate/lessen the moral obligation of the public employer to the employee, because all parties enter the employment exchange with notice as to the law. The retirement system is responsible for the administration of the pension and OPEB plans.

Most long-term liabilities have set repayment schedules or, in the case of compensated absences (i.e. sick and vacation leave), are satisfied through paid time-off or termination payments. There is no repayment schedule for the net pension liability or the net OPEB liability. As explained above, changes in benefits, contribution rates, and return on investments affect the balance of these liabilities but are outside the control of the local government. In the event that contributions, investment returns, and other changes are insufficient to keep up with required payments, State statute does not assign/identify the responsible party for the unfunded portion. Due to the unique nature of how the net pension liability and the net OPEB liability are satisfied, these liabilities are separately identified within the long-term liability section of the statement of net position.

In accordance with GASB 68 and GASB 75, the ESC's statements prepared on an accrual basis of accounting include an annual pension expense and an annual OPEB expense for their proportionate share of each plan's *change* in net pension liability and net OPEB liability, respectively, not accounted for as deferred inflows/outflows.

Over time, net position can serve as a useful indicator of a government's financial position. At June 30, 2022, the ESC's liabilities and deferred inflows exceeded assets and deferred outflows by \$18,235,736. Of this total, \$19,690 is restricted in use.

**NORTH POINT EDUCATIONAL SERVICE CENTER  
ERIE COUNTY, OHIO**

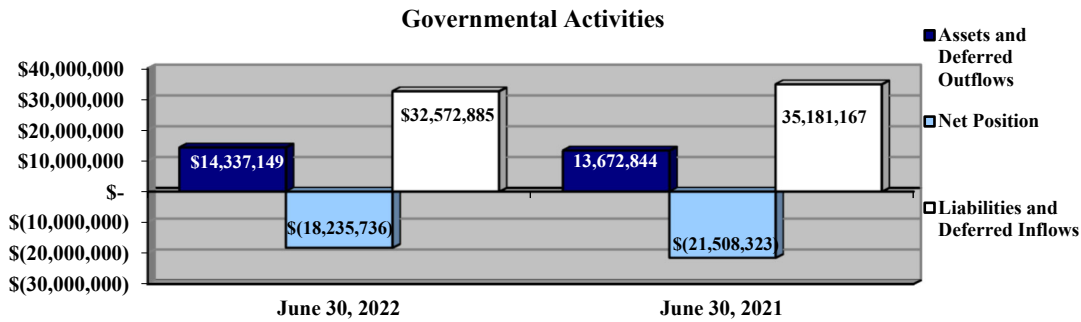
**MANAGEMENT'S DISCUSSION AND ANALYSIS  
FOR THE FISCAL YEAR ENDED JUNE 30, 2022  
(UNAUDITED)**

At fiscal year-end, capital assets represented 17.14% of total assets. Capital assets include land, buildings and leaseholder improvements, furniture and equipment vehicles intangible right to use assets. The ESC's net investment in capital assets at June 30, 2022, was \$1,325,829. These capital assets are used to provide the ESC's services, thus net position invested in capital assets equal to the carrying value of assets is not available for future spending. Although the District's investment in capital assets is reported net of related debt, it should be noted that the resources to repay the debt must be provided from other sources, since capital assets may not be used to liquidate these liabilities.

The net pension liability decreased \$11,908,050 or 48.39% and deferred inflows of resources related to pension increased \$9,616,047 or 494.95%. These changes were the result of changes at the pension system level for the State Teachers Retirement System (STRS) and the School Employees Retirement System (SERS). Net investment income on investments at both pension systems exceeded estimates for the fiscal year 2021 measurement that are used for the fiscal year 2022 reporting which caused a large increase in their respective fiduciary net positions.

A portion of the ESC's net position, \$19,690 represents resources that are subject to external restriction on how these resources may be used. The remaining balance of unrestricted net position is a deficit of \$19,581,255.

The graph that follows illustrates the governmental activities assets and deferred outflows, liabilities and deferred inflows and net position at June 30, 2022 and 2021.



THIS SPACE INTENTIONALLY LEFT BLANK

**NORTH POINT EDUCATIONAL SERVICE CENTER  
ERIE COUNTY, OHIO**

MANAGEMENT'S DISCUSSION AND ANALYSIS  
FOR THE FISCAL YEAR ENDED JUNE 30, 2022  
(UNAUDITED)

The table below shows the change in net position for fiscal years 2022 and 2021.

	<b>Change in Net Position</b>	
	Governmental Activities 2022	Governmental Activities 2021
	<u>2022</u>	<u>2021</u>
<b><u>Revenues</u></b>		
Program revenues:		
Charges for services and sales	\$ 16,906,144	\$ 15,713,651
Operating grants and contributions	1,137,580	1,092,052
Capital grants and contributions	1,845	1,102
General revenues:		
Grants and entitlements	1,009,410	972,961
Investment earnings	12,340	5,938
Miscellaneous	52,030	39,233
Total revenues	<u>19,119,349</u>	<u>17,824,937</u>
<b><u>Expenses</u></b>		
Program expenses:		
Instruction:		
Regular	1,762,964	1,056,387
Special	5,776,396	6,522,338
Support services:		
Pupil	4,163,508	5,493,822
Instructional staff	1,776,004	2,427,678
Board of education	52,072	47,816
Administration	934,709	977,172
Fiscal	412,428	430,349
Operations and maintenance	665,098	608,979
Central	211,023	92,778
Operation of non-instructional services	16,119	38,012
Extracurricular activities	62,028	27,103
Interest and fiscal charges	14,413	239
Total expenses	<u>15,846,762</u>	<u>17,722,673</u>
Change in net position	3,272,587	102,264
Net position (deficit) at beginning of year	<u>(21,508,323)</u>	<u>(21,610,587)</u>
Net position (deficit) at end of year	<u>\$ (18,235,736)</u>	<u>\$ (21,508,323)</u>

**Governmental Activities**

Net position of the ESC's governmental activities increased \$3,272,587. Total governmental expenses of \$15,846,762 were offset by program revenues of \$18,045,569 and general revenues of \$1,073,780. Program revenues supported all of the total governmental expenses.

Total revenues of the ESC increased \$1,294,412 or 7.26%. The primary sources of revenue for governmental activities are derived from sales and charges for services provided to other entities. This revenue source represents 88.42% of total governmental revenue.



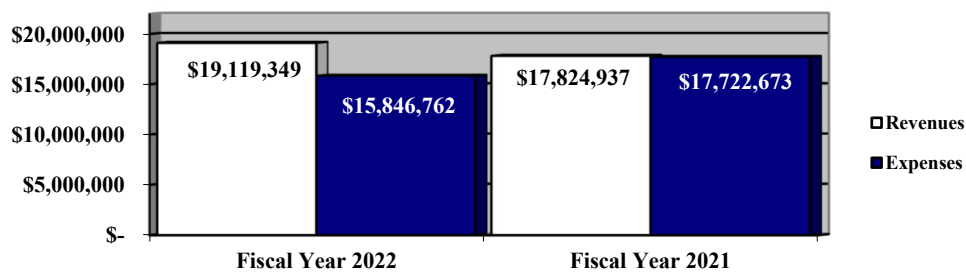
**NORTH POINT EDUCATIONAL SERVICE CENTER  
ERIE COUNTY, OHIO**

MANAGEMENT'S DISCUSSION AND ANALYSIS  
FOR THE FISCAL YEAR ENDED JUNE 30, 2022  
(UNAUDITED)

Overall, expenses of the governmental activities decreased \$1,875,911 or 10.58%. This decrease is primarily the result of a decrease in pension expense. Pension expense decreased approximately \$3,065,292. This decrease was the result of a decrease in expenses incurred at the pension system level for the State Teachers Retirement System (STRS) and the School Employees Retirement System (SERS) due to an increase in net investment income on investments compared to previous years.

The graph below presents the ESC's governmental activities revenue and expenses for fiscal years 2022 and 2021.

**Governmental Activities - Revenues and Expenses**



The statement of activities shows the cost of program services and the charges for services and grants offsetting those services. The following table shows, for governmental activities, the total cost of services and the net cost of services. That is, it identifies the cost of these services supported by unrestricted State grants and entitlements and other general revenues not restricted to a specific program.

	<b>Governmental Activities</b>			
	Total Cost of Services 2022	Net Cost of Services 2022	Total Cost of Services 2021	Net Cost of Services 2021
<b>Program expenses</b>				
Instruction:				
Regular	\$ 1,762,964	\$ (133,564)	\$ 1,056,387	\$ 20,700
Special	5,776,396	(859,424)	6,522,338	260,291
Support services:				
Pupil	4,163,508	(930,722)	5,493,822	252,464
Instructional staff	1,776,004	(265,224)	2,427,678	126,483
Board of education	52,072	(2,518)	47,816	2,969
Administration	934,709	(79,594)	977,172	76,753
Fiscal	412,428	(62,172)	430,349	8,371
Operations and maintenance	665,098	1,822	608,979	176,487
Central	211,023	80,554	92,778	(4,166)
Operation of non-instructional services	16,119	2,555	38,012	(869)
Extracurricular activities	62,028	35,067	27,103	(3,854)
Interest and fiscal charges	14,413	14,413	239	239
<b>Total expenses</b>	<b>\$ 15,846,762</b>	<b>\$ (2,198,807)</b>	<b>\$ 17,722,673</b>	<b>\$ 915,868</b>

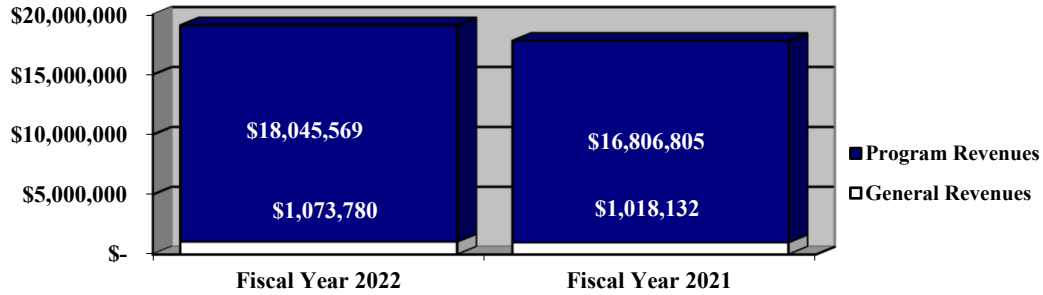
The primary support of the ESC is contracted fees for services provided to other districts.

**NORTH POINT EDUCATIONAL SERVICE CENTER  
ERIE COUNTY, OHIO**

MANAGEMENT'S DISCUSSION AND ANALYSIS  
FOR THE FISCAL YEAR ENDED JUNE 30, 2022  
(UNAUDITED)

The graph below presents the ESC's governmental activities revenue for fiscal years 2022 and 2021.

**Governmental Activities - General and Program Revenues**



**The ESC's Funds**

The ESC's governmental funds (as presented on the balance sheet) reported a combined fund balance of \$4,170,801 which is higher than last year's balance of \$3,851,014. The schedule below indicates the fund balances and the total change in fund balance during the fiscal years ended June 30, 2022 and June 30, 2021.

	Fund Balance June 30, 2022	Fund Balance June 30, 2021	Change
General	\$ 3,470,595	\$ 3,083,497	\$ 387,098
Permanent improvement	725,139	723,294	1,845
Nonmajor governmental	(24,933)	44,223	(69,156)
<b>Total</b>	<b>\$ 4,170,801</b>	<b>\$ 3,851,014</b>	<b>\$ 319,787</b>

**General Fund**

The ESC's general fund balance increased by \$387,098. Overall revenues increased by \$1,325,993. Tuition increased from \$14,618,934 to \$15,630,904 or 6.92% and services provided to other entities increased from \$1,028,124 to \$1,288,382 or 25.31% due to the ESC providing increased services to school districts. Additionally, earnings on investments increased 6,402 or 107.81% due to the ESC receiving increased returns on investments in STAR Ohio.

Expenditures in the general fund increased \$1,145,714 or 6.95% from fiscal year 2021. Instruction expenditures increased \$1,100,261 or 15.70%. This increase was primarily due to increased spending for regular instruction experiences for students. Support services expenditures decreased \$170,604 or 1.80% primarily due to decreased expenditures for administrative services. The ESC had \$66,987 and \$120,965 increases in facilities acquisition and construction and debt services expenditures as a result of a new rent agreements for office space.

**NORTH POINT EDUCATIONAL SERVICE CENTER  
ERIE COUNTY, OHIO**

MANAGEMENT'S DISCUSSION AND ANALYSIS  
FOR THE FISCAL YEAR ENDED JUNE 30, 2022  
(UNAUDITED)

The table that follows assists in illustrating the financial activities and fund balance of the general fund.

	2022 Amount	2021 Amount	Change	Percentage Change
<b><u>Revenues</u></b>				
Tuition	\$ 15,630,904	\$ 14,618,934	\$ 1,011,970	6.92 %
Services provided to other entities	1,288,382	1,028,124	260,258	25.31 %
Earnings on investments	12,340	5,938	6,402	107.81 %
Intergovernmental	1,009,410	972,961	36,449	3.75 %
Other revenues	72,585	61,671	10,914	17.70 %
<b>Total</b>	<b><u>\$ 18,013,621</u></b>	<b><u>\$ 16,687,628</u></b>	<b><u>\$ 1,325,993</u></b>	<b>7.95 %</b>
<b><u>Expenditures</u></b>				
Instruction	\$ 8,106,350	\$ 7,006,089	\$ 1,100,261	15.70 %
Support services	9,283,524	9,454,128	(170,604)	(1.80) %
Operation of non-instructional services	17,194	7,685	9,509	123.73 %
Extracurricular activities	29,667	27,053	2,614	9.66 %
Facilities acquisition and construction	66,987	-	66,987	100.00 %
Capital outlay	15,982	-	15,982	100.00 %
Debt service	122,801	1,836	120,965	6,588.51 %
<b>Total</b>	<b><u>\$ 17,642,505</u></b>	<b><u>\$ 16,496,791</u></b>	<b><u>\$ 1,145,714</u></b>	<b>6.95 %</b>

***Permanent Improvement Fund***

The ESC's permanent improvement fund balance increased \$1,845 from fiscal year 2021. This increase is due to earnings on investments of \$1,845.

**Capital Assets**

At the end of fiscal year 2022, the District had \$1,579,505 invested in land, construction in progress, land improvements, buildings and improvements, improvements other than buildings, furniture and equipment, vehicles and intangible right to use assets. This entire amount is reported in governmental activities.

Due to the implementation of GASB Statement No. 87 (see Note 3.A for detail), the ESC has reported capital assets for intangible right to use - leased equipment at July 1, 2021.

THIS SPACE INTENTIONALLY LEFT BLANK

**NORTH POINT EDUCATIONAL SERVICE CENTER  
ERIE COUNTY, OHIO**

MANAGEMENT'S DISCUSSION AND ANALYSIS  
FOR THE FISCAL YEAR ENDED JUNE 30, 2022  
(UNAUDITED)

The following table shows June 30, 2022 balances compared to June 30, 2021.

**Capital Assets at June 30  
(Net of Depreciation/Amortization)**

	Governmental Activities	
	2022	Restated 2021
Land	\$ 114,850	\$ 114,850
Buildings and leaseholder improvements	1,165,200	1,263,399
Furniture and equipment	52,188	26,605
Vehicles	15,001	15,001
Intangible right to use assets	232,266	331,382
Total	\$ 1,579,505	\$ 1,751,237

The overall decrease in the ESC's capital assets, net of accumulated depreciation, of \$171,732 is attributable to the assets depreciating during fiscal year 2022. The ESC's recorded capital asset additions of \$52,851 and disposals of \$14,498 during fiscal year 2022.

See Note 7 to the basic financial statements for additional information to the ESC's capital assets.

***Debt Administration***

At June 30, 2022, the District had \$241,916 in leases outstanding. Of this total, \$63,775 is due within one year and \$178,141 is due in more than one year. The following table summarizes the lease liability.

Due to the implementation of GASB Statement No. 87 (see Note 3.A for detail), the ESC has reported a lease obligation at July 1, 2021.

**Outstanding Debt, at Year End**

	Governmental	Restated
	Activities	Governmental
	2022	2021
Leases payables	\$ 241,916	\$ 335,281
Total	\$ 241,916	\$ 335,281

See Note 8 to the basic financial statements for additional information on the ESC's debt administration.

**Long-Term Obligations**

The long-term liabilities for the ESC's governmental activities are for compensated absences, net pension liability, net OPEB liability, and a capital lease. See Notes 8, 10, and 11 to the basic financial statements for detail.

**NORTH POINT EDUCATIONAL SERVICE CENTER  
ERIE COUNTY, OHIO**

MANAGEMENT'S DISCUSSION AND ANALYSIS  
FOR THE FISCAL YEAR ENDED JUNE 30, 2022  
(UNAUDITED)

**Current Financial Related Activities**

The North Point Educational Service Center relies heavily on contracts with local, city and exempted village school Districts in a five-county area, State foundation revenue and grants. During this uncertain time we are not sure if contracts with districts will continue to rise as they were pre-spring of 2021 or if they will stay steady. The ESC also looks to expand services, providing fiscal, administrative and other services to entities. Currently some of those entities are the Northern Ohio Educational Computer Association, Bay Area Gas Consortium, and the Huron-Erie School Employees Insurance Consortium. These new contracts and expanded services along with the ESC's cash balance will provide the necessary funds to meet operating expenses in the future.

One challenge that is being faced by Educational Service Centers is the legislation regarding how Districts are "tied" to an ESC. Now that the supervisory allowance, gifted funding and preschool funding have been deleted or altered in some way. These changes have led the ESC to bill differently for these programs. What effect this legislation will have on future State funding and on ESC financial operations is uncertain at this time. Uncertainty with the State biennial budget and future budget cuts are also a concern.

Another challenge facing the North Point Educational Service Center is the declining enrollment in the north central Ohio area over the past few years, and the projected decline in the future. State foundation funding is based on the average daily membership of the school districts in the counties, so the decline will directly impact State funding.

**Contacting the ESC's Financial Management**

This financial report is designed to provide local school districts, citizens, creditors, and other interested parties with a general overview of the ESC's finances and to show the ESC's accountability for the money it receives. If you have questions about this report or need additional financial information contact Mr. Matt Bauer, Treasurer, North Point Educational Service Center, 4918 Milan Road, Sandusky, Ohio or by calling (419) 627-3901.

**NORTH POINT EDUCATIONAL SERVICE CENTER  
ERIE COUNTY, OHIO**

STATEMENT OF NET POSITION  
JUNE 30, 2022

	<b>Governmental Activities</b>
<b>Assets:</b>	
Equity in pooled cash and investments	\$ 5,853,715
Receivables:	
Accounts	13,865
Intergovernmental	223,224
Prepayments	37,807
Net OPEB asset	1,507,047
Capital assets:	
Nondepreciable capital assets	114,850
Depreciable capital assets, net	1,464,655
Capital assets, net	1,579,505
Total assets	9,215,163
<b>Deferred outflows of resources:</b>	
Pension	4,557,623
OPEB	564,363
Total deferred outflows of resources	5,121,986
<b>Liabilities:</b>	
Accounts payable	119,495
Accrued wages and benefits payable	1,386,254
Intergovernmental payable	46,411
Pension obligation payable	251,671
Accrued interest payable	959
Long-term liabilities:	
Due within one year	260,096
Due in more than one year:	
Net pension liability	12,698,996
Net OPEB liability	1,885,916
Other amounts due in more than one year	924,527
Total liabilities	17,574,325
<b>Deferred inflows of resources:</b>	
Pension	11,558,879
OPEB	3,439,681
Total deferred inflows of resources	14,998,560
<b>Net position:</b>	
Net investment in capital assets	1,325,829
Restricted for:	
Permanent fund - nonexpendable	2,645
State funded programs	2,500
Other purposes	14,545
Unrestricted (deficit)	(19,581,255)
Total net position (deficit)	\$ (18,235,736)

SEE ACCOMPANYING NOTES TO THE BASIC FINANCIAL STATEMENTS

**NORTH POINT EDUCATIONAL SERVICE CENTER  
ERIE COUNTY, OHIO**

STATEMENT OF ACTIVITIES  
FOR THE FISCAL YEAR ENDED JUNE 30, 2022

		<b>Program Revenues</b>				<b>Net (Expense) Revenue and Changes in Net Position</b>
	<b>Expenses</b>	<b>Charges for Services and Sales</b>	<b>Operating Grants and Contributions</b>	<b>Capital Grants and Contributions</b>	<b>Governmental Activities</b>	
<b>Governmental activities:</b>						
Instruction:						
Regular	\$ 1,762,964	\$ 1,599,458	\$ 297,070	\$ -	\$ 133,564	
Special	5,776,396	6,251,402	384,418	-	859,424	
Support services:						
Pupil	4,163,508	5,064,820	29,410	-	930,722	
Instructional staff	1,776,004	1,905,257	135,971	-	265,224	
Board of education	52,072	54,590	-	-	2,518	
Administration	934,709	789,587	224,716	-	79,594	
Fiscal	412,428	460,200	14,400	-	62,172	
Operations and maintenance	665,098	649,464	11,967	1,845	(1,822)	
Central	211,023	104,391	26,078	-	(80,554)	
Operation of non-instructional services:						
Other non-instructional services	16,119	8,542	5,022	-	(2,555)	
Extracurricular activities	62,028	18,433	8,528	-	(35,067)	
Interest and fiscal charges	14,413	-	-	-	(14,413)	
Totals	\$ 15,846,762	\$ 16,906,144	\$ 1,137,580	\$ 1,845	2,198,807	
<b>General revenues:</b>						
Grants and entitlements not restricted to specific programs					1,009,410	
Investment earnings					12,340	
Miscellaneous					52,030	
Total general revenues					1,073,780	
Change in net position					3,272,587	
<b>Net position at beginning of year (deficit)</b>					(21,508,323)	
<b>Net position at end of year (deficit)</b>					\$ (18,235,736)	

SEE ACCOMPANYING NOTES TO THE BASIC FINANCIAL STATEMENTS

**NORTH POINT EDUCATIONAL SERVICE CENTER  
ERIE COUNTY, OHIO**

BALANCE SHEET  
GOVERNMENTAL FUNDS  
JUNE 30, 2022

	<u>General</u>	<u>Permanent Improvement</u>	<u>Nonmajor Governmental Funds</u>	<u>Total Governmental Funds</u>
<b>Assets:</b>				
Equity in pooled cash and investments	\$ 5,108,181	\$ 725,139	\$ 20,395	\$ 5,853,715
Receivables:				
Accounts	13,865	-	-	13,865
Intergovernmental	169,625	-	53,599	223,224
Prepayments	37,807	-	-	37,807
Due from other funds	8,976	-	-	8,976
Total assets	<u>\$ 5,338,454</u>	<u>\$ 725,139</u>	<u>\$ 73,994</u>	<u>\$ 6,137,587</u>
<b>Liabilities:</b>				
Accounts payable	\$ 90,141	\$ -	\$ 29,354	\$ 119,495
Accrued wages and benefits payable	1,372,418	-	13,836	1,386,254
Compensated absences payable	47,846	-	-	47,846
Intergovernmental payable	46,211	-	200	46,411
Pension obligation payable	249,733	-	1,938	251,671
Due to other funds	-	-	8,976	8,976
Total liabilities	<u>1,806,349</u>	<u>-</u>	<u>54,304</u>	<u>1,860,653</u>
<b>Deferred inflows of resources:</b>				
Intergovernmental revenue not available	-	-	44,623	44,623
Tuition revenue not available	61,510	-	-	61,510
Total deferred inflows of resources	<u>61,510</u>	<u>-</u>	<u>44,623</u>	<u>106,133</u>
<b>Fund balances:</b>				
Nonspendable:				
Prepays	37,807	-	-	37,807
Permanent fund	-	-	2,645	2,645
Restricted:				
State funded programs	-	-	2,500	2,500
Other purposes	-	-	14,545	14,545
Committed:				
Capital projects	-	725,139	-	725,139
Assigned:				
Student instruction	20,045	-	-	20,045
Student and staff support	85,066	-	-	85,066
Facilities acquisition and construction	71,326	-	-	71,326
Other purposes	44,236	-	-	44,236
Unassigned (deficit)	<u>3,212,115</u>	<u>-</u>	<u>(44,623)</u>	<u>3,167,492</u>
Total fund balances	<u>3,470,595</u>	<u>725,139</u>	<u>(24,933)</u>	<u>4,170,801</u>
Total liabilities, deferred inflows and fund balances	<u>\$ 5,338,454</u>	<u>\$ 725,139</u>	<u>\$ 73,994</u>	<u>\$ 6,137,587</u>

SEE ACCOMPANYING NOTES TO THE BASIC FINANCIAL STATEMENTS



**NORTH POINT EDUCATIONAL SERVICE CENTER  
ERIE COUNTY, OHIO**

RECONCILIATION OF TOTAL GOVERNMENTAL FUND BALANCES TO  
NET POSITION OF GOVERNMENTAL ACTIVITIES  
JUNE 30, 2022

<b>Total governmental fund balances</b>		\$	4,170,801
<i>Amounts reported for governmental activities on the statement of net position are different because:</i>			
Capital assets used in governmental activities are not financial resources and therefore are not reported in the funds.			1,579,505
Other long-term assets are not available to pay for current period expenditures and therefore are deferred inflows in the funds			
Tuition revenue receivable	\$	61,510	
Intergovernmental receivable		44,623	
Total			106,133
Accrued interest payable is not due and payable in the current period and therefore is not reported in the funds			(959)
The net pension/OPEB assets and liabilities are not due and payable in the current period; therefore, the assets, liabilities and related deferred inflows/outflows are not reported in governmental funds			
Deferred outflows - pension		4,557,623	
Deferred inflows - pension		(11,558,879)	
Net pension liability		(12,698,996)	
Deferred outflows - OPEB		564,363	
Deferred inflows - OPEB		(3,439,681)	
Net OPEB asset		1,507,047	
Net OPEB liability		(1,885,916)	
Total			(22,954,439)
Long-term liabilities, such as compensated absences payable are not due and payable in the current period and therefore are not reported in the funds.			
Lease obligations		(241,916)	
Compensated absences		(894,861)	
Total			(1,136,777)
<b>Net position of governmental activities</b>			<b>\$ (18,235,736)</b>

SEE ACCOMPANYING NOTES TO THE BASIC FINANCIAL STATEMENTS

**NORTH POINT EDUCATIONAL SERVICE CENTER  
ERIE COUNTY, OHIO**

STATEMENT OF REVENUES, EXPENDITURES AND CHANGES IN FUND BALANCES  
GOVERNMENTAL FUNDS  
FOR THE FISCAL YEAR ENDED JUNE 30, 2022

	General	Permanent Improvement	Nonmajor Governmental Funds	Total Governmental Funds
<b>Revenues:</b>				
Intergovernmental	\$ 1,009,410	\$ -	\$ 1,078,777	\$ 2,088,187
Investment earnings	12,340	1,845	-	14,185
Tuition and fees	15,630,904	-	-	15,630,904
Extracurricular	3,925	-	7,998	11,923
Rental income	3,080	-	-	3,080
Charges for services	1,288,382	-	-	1,288,382
Contributions and donations	14,550	-	630	15,180
Miscellaneous	51,030	-	-	51,030
Total revenues	<u>18,013,621</u>	<u>1,845</u>	<u>1,087,405</u>	<u>19,102,871</u>
<b>Expenditures:</b>				
Current:				
Instruction:				
Regular	1,716,089	-	306,361	2,022,450
Special	6,390,261	-	399,231	6,789,492
Support services:				
Pupil	5,132,351	-	32,387	5,164,738
Instructional staff	1,948,766	-	142,132	2,090,898
Board of education	56,141	-	-	56,141
Administration	829,510	-	219,413	1,048,923
Fiscal	480,419	-	14,400	494,819
Operations and maintenance	697,313	-	13,319	710,632
Central	139,024	-	29,318	168,342
Operation of non-instructional services				
Other non-instructional services	17,194	-	-	17,194
Extracurricular activities	29,667	-	-	29,667
Facilities acquisition and construction	66,987	-	-	66,987
Capital outlay	15,982	-	-	15,982
Debt service:				
Principal retirement	109,347	-	-	109,347
Interest and fiscal charges	13,454	-	-	13,454
Total expenditures	<u>17,642,505</u>	<u>-</u>	<u>1,156,561</u>	<u>18,799,066</u>
Excess of revenues over (under) expenditures	<u>371,116</u>	<u>1,845</u>	<u>(69,156)</u>	<u>303,805</u>
<b>Other financing sources:</b>				
Capital lease transaction	<u>15,982</u>	<u>-</u>	<u>-</u>	<u>15,982</u>
Net change in fund balances	387,098	1,845	(69,156)	319,787
<b>Fund balances at beginning of year</b>	<u>3,083,497</u>	<u>723,294</u>	<u>44,223</u>	<u>3,851,014</u>
<b>Fund balances (deficit) at end of year</b>	<u>\$ 3,470,595</u>	<u>\$ 725,139</u>	<u>\$ (24,933)</u>	<u>\$ 4,170,801</u>

SEE ACCOMPANYING NOTES TO THE BASIC FINANCIAL STATEMENTS

**NORTH POINT EDUCATIONAL SERVICE CENTER  
ERIE COUNTY, OHIO**

RECONCILIATION OF THE STATEMENT OF REVENUES, EXPENDITURES  
AND CHANGES IN FUND BALANCES OF GOVERNMENTAL FUNDS  
TO THE STATEMENT OF ACTIVITIES  
FOR THE FISCAL YEAR ENDED JUNE 30, 2022

<b>Net change in fund balances - total governmental funds</b>	\$	319,787
<i>Amounts reported for governmental activities in the statement of activities are different because:</i>		
Governmental funds report capital outlays as expenditures However, in the statement of activities, the cost of those assets is allocated over their estimated useful lives as depreciation expense.		
Capital asset additions	\$ 52,851	
Current year depreciation/amortization	(215,965)	
Total		(163,114)
The net effect of various miscellaneous transactions involving capital assets (i.e., sales, disposals, trade-ins, and donations) is to decrease net position.		
		(8,618)
Revenues in the statement of activities that do not provide current financial resources are not reported as revenues in the funds.		
Tuition	\$ (25,448)	
Intergovernmental	41,926	
Total		16,478
Repayment of lease principal is an expenditure in the governmental funds, but the repayment reduces long-term liabilities on the statement of net position.		
		109,347
Issuance of leases are recorded as other financing sources in the funds; however, in the statement of activities, they are not reported as other financing sources as they increase liabilities on the statement of net position.		
		(15,982)
In the statement of activities, interest is accrued on outstanding bonds whereas in governmental funds, an interest expenditure is reported when due. The following items resulted in additional interest being reported in the statement of activities:		
		(959)
Contractually required contributions are reported as expenditures in governmental funds; however, the statement of net position reports these amounts as deferred outflows.		
Pension	1,664,625	
OPEB	64,464	
Total		1,729,089
Except for amounts reported as deferred inflows/outflows, changes in the net pension/OPEB liability/asset are reported as pension/OPEB expense in the statement of activities.		
Pension	1,044,998	
OPEB	259,602	
Total		1,304,600
Some expenses reported in the statement of activities, such as compensated absences, do not require the use of current financial resources and therefore are not reported as expenditures in governmental funds.		
Increase in compensated absences		(18,041)
<b>Change in net position of governmental activities</b>	<b>\$</b>	<b>3,272,587</b>

SEE ACCOMPANYING NOTES TO THE BASIC FINANCIAL STATEMENTS

**NORTH POINT EDUCATIONAL SERVICE CENTER  
ERIE COUNTY, OHIO**

STATEMENT OF FIDUCIARY NET POSITION  
FIDUCIARY FUNDS  
JUNE 30, 2022

	<b>Custodial</b>
<b>Assets:</b>	
Equity in pooled cash and investments	\$ 18,274,918
Due from other governments	699
Total assets	18,275,617
<b>Liabilities:</b>	
Accounts payable	1,367
Due to other governments	164,324
Unearned revenue	635,399
Total liabilities	801,090
<b>Net position:</b>	
Restricted for individuals, organizations and other governments	\$ 17,474,527

SEE ACCOMPANYING NOTES TO THE BASIC FINANCIAL STATEMENTS

**NORTH POINT EDUCATIONAL SERVICE CENTER  
ERIE COUNTY, OHIO**

STATEMENT OF CHANGES IN FIDUCIARY NET POSITION  
FIDUCIARY FUNDS  
FOR THE FISCAL YEAR ENDED JUNE 30, 2022

	<u>Custodial</u>
<b>Additions:</b>	
Amounts received as fiscal agent	\$ 37,252,657
<b>Deductions:</b>	
Distributions as fiscal agent	<u>40,783,146</u>
Change in net position	(3,530,489)
<b>Net position at beginning of year</b>	<u>21,005,016</u>
<b>Net position at end of year</b>	<u>\$ 17,474,527</u>

SEE ACCOMPANYING NOTES TO THE BASIC FINANCIAL STATEMENTS

**NORTH POINT EDUCATIONAL SERVICE CENTER  
ERIE COUNTY, OHIO**

NOTES TO THE BASIC FINANCIAL STATEMENTS  
FOR THE FISCAL YEAR ENDED JUNE 30, 2022

**NOTE 1 - DESCRIPTION OF THE ESC**

The North Point Educational Service Center (the ESC) is a body politic and corporate established for the purpose of exercising the rights and privileges conveyed to it by the Constitution and laws of the State of Ohio. The ESC is an Educational Service Center as defined by Section 3311.05 of the Ohio Revised Code. The ESC operates under an elected Governing Board of Education (thirteen members) and is responsible for the provision of public education to residents of the local school districts that it services.

The ESC is the result of the July 1, 1997, merger of the Erie County Educational Service Center and the Ottawa County Educational Service Center, the July 1, 1999, merger of the Erie-Ottawa Educational Service Center and the Huron County Educational Service Center, and the July 1, 2008 merger of the Erie-Huron-Ottawa Educational Service Center and the Sandusky County Educational Service Center, under the authority of the Ohio Revised Code Section 3311.053 and 3311.054 and resolutions made by the Governing Boards.

**NOTE 2 - SUMMARY OF SIGNIFICANT ACCOUNTING POLICIES**

The basic financial statements of the ESC have been prepared in conformity with accounting principles generally accepted in the United States of America (GAAP) as applied to governmental units. The Governmental Accounting Standards Board (GASB) is the accepted standard-setting body for establishing governmental accounting and financial reporting principles. The ESC's significant accounting policies are described below.

**A. Reporting Entity**

The reporting entity has been defined in accordance with GASB Statement No. 14, "*The Financial Reporting Entity*" as amended by GASB Statement No. 39, "*Determining Whether Certain Organizations Are Component Units*" and GASB Statement No. 61, "*The Financial Reporting Entity: Omnibus an Amendment of GASB Statements No. 14 and No. 34*". The reporting entity is composed of the primary government and component units. The primary government consists of all funds, departments, boards and agencies that are not legally separate from the ESC. For the ESC, this includes general operations, support services, and student related activities of the ESC.

Component units are legally separate organizations for which the ESC is financially accountable. The ESC is financially accountable for an organization if the ESC appoints a voting majority of the organization's Governing Board and (1) the ESC is able to significantly influence the programs or services performed or provided by the organization; or (2) the ESC is legally entitled to or can otherwise access the organization's resources; or (3) the ESC is legally obligated or has otherwise assumed the responsibility to finance the deficits of, or provide financial support to, the organization; or (4) the ESC is obligated for the debt of the organization. Component units may also include organizations that are fiscally dependent on the ESC in that the ESC approves the budget, the issuance of debt or the levying of taxes. Certain organizations are also included as component units if the nature and significance of the relationship between the primary government and the organization is such that exclusion by the primary government would render the primary government's financial statements incomplete or misleading. Based upon the application of these criteria, the ESC has no component units. The basic financial statements of the reporting entity include only those of the ESC (the primary government).

**NORTH POINT EDUCATIONAL SERVICE CENTER  
ERIE COUNTY, OHIO**

NOTES TO THE BASIC FINANCIAL STATEMENTS  
FOR THE FISCAL YEAR ENDED JUNE 30, 2022

**NOTE 2 - SUMMARY OF SIGNIFICANT ACCOUNTING POLICIES - (Continued)**

The following organizations are described due to their relationship to the ESC:

*JOINTLY GOVERNED ORGANIZATIONS*

Bay Area Council of Governments

The Bay Area Council of Governments (BACG) is a jointly governed organization. Members of the BACG consist of numerous school districts representing 7 counties (Ottawa, Sandusky, Seneca, Erie, Huron, Wood and Crawford). The BACG was formed for the purpose of purchasing goods and services at a lower cost. The items currently being purchased through the council of governments are natural gas. The only cost to the ESC is an administrative charge if it participates in purchasing through the BACG. The membership of BACG consists of the superintendent of each participating school district. The Board of Directors of the BACG consists of one elected representative of each county, the superintendent of the fiscal agent and two non-voting members (administrator and fiscal agent). Members of the Board serve staggered two-year terms. Financial activity for fiscal year 2022 is reported in the basic financial statements as a custodial fund.

Northern Ohio Educational Computer Association

The Northern Ohio Educational Computer Association (NOECA) is a jointly governed organization, which is a computer consortium. NOECA is an association of numerous public school districts formed for the purpose of applying modern technology (with the aid of computers and other electronic equipment) to administrative and instructional functions among member school districts. The NOECA Board of Directors consists of two representatives from each county in which participating school districts are located, the chairman of each of the operating committees and a representative from the fiscal agent. The ESC serves as fiscal agent for NOECA. Financial activity for 2022 is reported in the basic financial statements as a custodial fund. The ESC paid NOECA \$105,763 in fiscal year 2022 for its services.

*PUBLIC ENTITY RISK POOLS*

Ohio Association of School Business Officials Workers' Compensation Group Rating Plan

The ESC participates in a group rating plan for workers' compensation as established under Section 4123.29 of the Ohio Revised Code. The Ohio Association of School Business Officials Workers' Compensation Group Rating Plan (the Plan) was established through the Ohio Association of School Business Officials (OASBO) as a group purchasing pool.

The Executive Director of the OASBO, or his designee, serves as coordinator of the Plan. Each year, the participating school district pays an enrollment fee to the Plan to cover the costs of administering the program.

Huron-Erie School Employees Insurance Association

The Huron-Erie School Employees Insurance Association (the Association) is a public entity risk pool comprised of numerous districts. The Association assembly consists of a superintendent or designated representative from each participating district and the program administrator. The Association is governed by a Board of Directors chosen from the general membership. The degree of control exercised by any participating district is limited to its representation on the Board. On January 1, 2006, the ESC became fiscal agent for the Association. Financial activity for fiscal year 2022 is reported in the basic financial statements as a custodial fund. This financial activity does not include federal securities and various investments for which the treasurer of the ESC is not the custodian.

**B. Fund Accounting**

The ESC uses funds to maintain its financial records during the year. A fund is defined as a fiscal and accounting entity with a self-balancing set of accounts. There are three categories of funds: governmental, proprietary and fiduciary. The ESC does not have any proprietary funds.

**NORTH POINT EDUCATIONAL SERVICE CENTER  
ERIE COUNTY, OHIO**

NOTES TO THE BASIC FINANCIAL STATEMENTS  
FOR THE FISCAL YEAR ENDED JUNE 30, 2022

**NOTE 2 - SUMMARY OF SIGNIFICANT ACCOUNTING POLICIES - (Continued)**

*GOVERNMENTAL FUNDS*

Governmental funds are those through which most governmental functions typically are financed. Governmental fund reporting focuses on the sources, uses and balances of current financial resources. Expendable assets are assigned to the various governmental funds according to the purposes for which they may or must be used. Current liabilities are assigned to the fund from which they will be paid. The difference between governmental fund assets plus deferred outflows of resources and liabilities plus deferred inflows of resources is reported as fund balance. The following are the ESC's major governmental funds:

General fund - The general fund is used to account for and report all financial resources not accounted for and reported in another fund. The general fund balance is available for any purpose provided it is expended or transferred according to the general laws of Ohio.

Permanent improvement fund - The permanent improvement fund is used to account for the acquisition, construction, or improvement of capital facilities.

Other governmental funds of the ESC are used to account for specific revenue sources that are restricted or committed to an expenditure for specified purposes other than debt service or capital projects.

*FIDUCIARY FUNDS*

Fiduciary fund reporting focuses on net position and changes in net position. The fiduciary fund category is split into four classifications: pension trust funds, investment trust funds, private-purpose trust funds and custodial funds. The ESC's only fiduciary funds are custodial funds which account for various resources held for other organizations.

**C. Basis of Presentation and Measurement Focus**

Government-Wide Financial Statements - The statement of net position and the statement of activities display information about the ESC as a whole. These statements include the financial activities of the primary government, except for fiduciary funds.

The government-wide statement of activities presents a comparison between direct expenses and program revenues for each function or program of the governmental activities of the ESC. Direct expenses are those that are specifically associated with a service, program or department and therefore clearly identifiable to a particular function. Program revenues include amounts paid by the recipient of goods or services offered by the program and grants and contributions that are restricted to meeting the operational requirements of a particular program. Revenues not classified as program revenues are presented as general revenues of the ESC.

The government-wide financial statements are prepared using the economic resources measurement focus. All assets, deferred outflows of resources, liabilities, and deferred inflows of resources associated with the operation of the ESC are included on the statement of net position.

Fund Financial Statements - Fund financial statements report detailed information about the ESC. The focus of governmental fund financial statements is on the major fund rather than reporting by fund type. Each major fund is presented in a separate column and all nonmajor funds are aggregated into one column. Fiduciary funds are reported by fund type.



**NORTH POINT EDUCATIONAL SERVICE CENTER  
ERIE COUNTY, OHIO**

NOTES TO THE BASIC FINANCIAL STATEMENTS  
FOR THE FISCAL YEAR ENDED JUNE 30, 2022

**NOTE 2 - SUMMARY OF SIGNIFICANT ACCOUNTING POLICIES - (Continued)**

All governmental funds are accounted for using a flow of current financial resources measurement focus. With this measurement focus, only current assets, deferred outflows of resources, liabilities, and deferred inflows of resources generally are included on the balance sheet. The statement of revenues, expenditures and changes in fund balances reports on the sources (i.e., revenues and other financing sources) and uses (i.e., expenditures and other financing uses) of current financial resources. This approach differs from the manner in which the governmental activities of the government-wide financial statements are prepared. Governmental fund financial statements therefore include reconciliations with brief explanations to better identify the relationship between the government-wide statements and the statements for governmental funds.

Custodial funds are reported using the economic resources measurement focus.

**D. Basis of Accounting**

Basis of accounting determines when transactions are recorded in the financial records and reported on the financial statements. Government-wide financial statements are prepared using the accrual basis of accounting. Governmental funds use the modified accrual basis of accounting. Fiduciary funds use the accrual basis of accounting. Differences in the accrual and the modified accrual basis of accounting arise in the recognition of revenue, the recording of deferred inflows, and in the presentation of expenses versus expenditures.

Revenues - Exchange and Non-exchange Transactions - Revenues resulting from exchange transactions, in which each party gives and receives essentially equal value, are recorded on the accrual basis when the exchange takes place. On a modified accrual basis, revenue is recorded in the fiscal year in which the resources are measurable and become available. Available means that the resources will be collected within the current fiscal year or are expected to be collected soon enough thereafter to be used to pay liabilities of the current fiscal year. For the ESC, available means expected to be received within sixty days of fiscal year-end.

Nonexchange transactions, in which the ESC receives value without directly giving equal value in return, include grants, entitlements and donations.

Revenue from grants, entitlements and donations is recognized in the fiscal year in which all eligibility requirements have been satisfied. Eligibility requirements include timing requirements, which specify the year when the resources are required to be used or the fiscal year when use is first permitted, matching requirements, in which the ESC must provide local resources to be used for a specified purpose and expenditure requirements, in which the resources are provided to the ESC on a reimbursement basis. On a modified accrual basis, revenue from nonexchange transactions must also be available before it can be recognized.

Under the modified accrual basis, tuition, interest revenue, revenue from services provided to other entities, intergovernmental revenue and miscellaneous revenues are considered to be both measurable and available at fiscal year end.

Deferred Outflows of Resources and Deferred Inflows of Resources - In addition to assets, the government-wide statement of net position will report a separate section for deferred outflows of resources. Deferred outflows of resources, represents a consumption of net position that applies to a future period and will not be recognized as an outflow of resources (expense/expenditure) until then. For the ESC, See Notes 10 and 11 for deferred outflows of resources related the ESC's net pension liability and net OPEB liability/asset, respectively.

**NORTH POINT EDUCATIONAL SERVICE CENTER  
ERIE COUNTY, OHIO**

NOTES TO THE BASIC FINANCIAL STATEMENTS  
FOR THE FISCAL YEAR ENDED JUNE 30, 2022

**NOTE 2 - SUMMARY OF SIGNIFICANT ACCOUNTING POLICIES - (Continued)**

In addition to liabilities, both the government-wide statement of net position and the governmental fund financial statements report a separate section for deferred inflows of resources. Deferred inflows of resources represent an acquisition of net position that applies to a future period and will not be recognized as an inflow of resources (revenue) until that time. For the ESC, deferred inflows of resources include unavailable revenue. Unavailable revenue is reported only on the governmental funds balance sheet, and represents receivables which will not be collected within the available period. For the ESC unavailable revenue includes, but is not limited to, intergovernmental grants, accrued interest, miscellaneous revenue, contract services, and tuition revenue. These amounts are deferred and recognized as an inflow of resources in the period the amounts become available. The deferred inflow of resources for leases is related to the lease receivable and is being amortized to lease revenue in a systematic and rational manner over the term of the lease. In addition, see Notes 10 and 11 for deferred inflows of resources related to the District's net pension liability and net OPEB liability/asset, respectively. This deferred inflow of resources is only reported on the government-wide statement of net position.

Expenses/Expenditures - On the accrual basis of accounting, expenses are recognized at the time they are incurred.

The measurement focus of governmental fund accounting is on decreases in net financial resources (expenditures) rather than expenses. Expenditures are generally recognized in the accounting period in which the related fund liability is incurred, if measurable. Allocations of cost, such as depreciation and amortization, are not recognized in governmental funds.

**E. Cash and Investments**

To improve cash management, cash received by the ESC is pooled. Monies for all funds are maintained in this pool. Individual fund integrity is maintained through the ESC's records. Each fund's interest in the pool is presented as "equity in pooled cash and investments" on the financial statements.

During fiscal year 2022, investments were limited to investments in the State Treasury Asset Reserve of Ohio (STAR Ohio) and nonnegotiable certificates of deposit. Nonparticipating investment contracts such as nonnegotiable certificates of deposit are reported at cost.

STAR Ohio (the State Treasury Asset Reserve of Ohio), is an investment pool managed by the State Treasurer's Office which allows governments within the State to pool their funds for investment purposes. STAR Ohio is not registered with the SEC as an investment company, but has adopted Governmental Accounting Standards Board (GASB), Statement No. 79, "Certain External Investment Pools and Pool Participants." The ESC measures its investment in STAR Ohio at the net asset value (NAV) per share provided by STAR Ohio. The NAV per share is calculated on an amortized cost basis that provides an NAV per share that approximates fair value.

For fiscal year 2022, there were no limitations or restrictions on any participant withdrawals due to redemption notice periods, liquidity fees, or redemption gates. However, notice must be given 24 hours in advance of all deposits and withdrawals exceeding \$100 million. STAR Ohio reserves the right to limit the transaction to \$250 million, requiring the excess amount to be transacted the following business day(s), but only to the \$250 million limit. All accounts of the participant will be combined for these purposes.

Under existing Ohio statutes all investment earnings are assigned to the general fund unless statutorily required to be credited to a specific fund. The Board of Education has specified the funds to receive an allocation of interest earnings. Interest revenue credited to the general fund during fiscal year 2021 amounted to \$12,340, which includes \$0 assigned from other ESC funds

For presentation on the basic financial statements, investments of the cash management pool and investments with original maturities of three months or less at the time they are purchased by the ESC are considered to be cash equivalents. Investments with an initial maturity of more than three months are reported as investments.

An analysis of the ESC's investment account at fiscal year end is provided in Note 4.

**NORTH POINT EDUCATIONAL SERVICE CENTER  
ERIE COUNTY, OHIO**

NOTES TO THE BASIC FINANCIAL STATEMENTS  
FOR THE FISCAL YEAR ENDED JUNE 30, 2022

**NOTE 2 - SUMMARY OF SIGNIFICANT ACCOUNTING POLICIES - (Continued)**

**F. Capital Assets**

General capital assets are those assets specifically related to governmental activities. These assets generally result from expenditures in the governmental funds. These assets are reported in the governmental activities column of the government-wide statement of net position, but are not reported in the fund financial statements.

All capital assets are capitalized at cost (or estimated historical cost) and updated for additions and retirements during the year. Donated capital assets are recorded at their acquisition value as of the date received. The ESC's capitalization threshold is \$5,000. The ESC does not possess any infrastructure. Improvements are capitalized; the costs of normal maintenance and repairs that do not add to the value of the asset or materially extend an asset's life are not.

All reported capital assets except land are depreciated. Improvements are depreciated over the remaining useful lives of the related capital assets. Depreciation is computed using the straight-line method over the following useful lives:

<u>Description</u>	<u>Governmental Activities Estimated Lives</u>
Buildings and leaseholder improvements	10 - 50 years
Furniture and equipment	5 - 20 years
Vehicles	6 - 10 years
Intangible right to use assets	5 years

The District is reporting intangible right to use assets related to leased equipment, vehicles and buildings. The intangible assets are being amortized in a systematic and rational manner of the shorter of the lease term or the useful life of the underlying asset.

**G. Compensated Absences**

Compensated absences of the ESC consist of vacation leave and sick leave to the extent that payments to the employee for these absences are attributable to services already rendered and are not contingent on a specific event that is outside the control of the ESC and the employee.

In accordance with the provisions of GASB Statement No. 16, "*Accounting for Compensated Absences*", a liability for vacation leave is accrued if (a) the employees' rights to payment are attributable to services already rendered; and (b) it is probable that the employer will compensate the employees for the benefits through paid time off or other means, such as cash payment at termination or retirement. An accrual for earned sick leave is made to the extent that it is probable that the benefits will result in termination (severance) payments. A liability for severance is based on the sick leave accumulated at the balance sheet date by those employees who are currently eligible to receive termination (severance) payments, as well as those employees expected to become eligible in the future.

The entire compensated absence liability is reported on the government-wide financial statements.

For governmental fund financial statements, compensated absences are recognized as liabilities and expenditures as payments come due each period upon the occurrence of employee resignations and retirements.

**H. Accrued Liabilities and Long-Term Obligations**

All payables, accrued liabilities and long-term obligations are reported in the government-wide financial statements.

**NORTH POINT EDUCATIONAL SERVICE CENTER  
ERIE COUNTY, OHIO**

NOTES TO THE BASIC FINANCIAL STATEMENTS  
FOR THE FISCAL YEAR ENDED JUNE 30, 2022

**NOTE 2 - SUMMARY OF SIGNIFICANT ACCOUNTING POLICIES - (Continued)**

In general, governmental fund payables and accrued liabilities that, once incurred, are paid in a timely manner and in full from current financial resources are reported as obligations of the funds; however, compensated absences and net pension/OPEB liability that will be paid from governmental funds are reported as a liability in the fund financial statements only to the extent that they are due for payment during the current year. Net pension/OPEB liability should be recognized in the governmental funds to the extent that benefit payments are due and payable and the pension/OPEB plan's fiduciary net position is not sufficient for payment of those benefits.

**I. Fund Balance**

Fund balance is divided into five classifications based primarily on the extent to which the ESC is bound to observe constraints imposed upon the use of the resources in the governmental funds. The classifications are as follows:

Nonspendable - The nonspendable fund balance classification includes amounts that cannot be spent because they are not in spendable form or legally required to be maintained intact. The "not in spendable form" criterion includes items that are not expected to be converted to cash. It also includes the long-term amount of loans receivable in the general fund.

Restricted - Fund balance is reported as restricted when constraints are placed on the use of resources that are either externally imposed by creditors (such as through debt covenants), grantors, contributors, or laws or regulations of other governments, or imposed by law through constitutional provisions or enabling legislation.

Committed - The committed fund balance classification includes amounts that can be used only for the specific purposes imposed by a formal action (resolution) of the ESC Governing Board (the highest level of decision making authority). Those committed amounts cannot be used for any other purpose unless the ESC Governing Board removes or changes the specified use by taking the same type of action (resolution) it employed to previously commit those amounts. Committed fund balance also incorporates contractual obligations to the extent that existing resources in the fund have been specifically committed for use in satisfying those contractual requirements.

Assigned - Amounts in the assigned fund balance classification are intended to be used by the ESC for specific purposes but do not meet the criteria to be classified as restricted nor committed. In governmental funds other than the general fund, assigned fund balance represents the remaining amount that is not restricted or committed. In the general fund, assigned amounts represent intended uses established by policies of the ESC Governing Board, which includes giving the Treasurer the authority to constrain monies for intended purposes.

Unassigned - Unassigned fund balance is the residual classification for the general fund and includes all spendable amounts not contained in the other classifications. In other governmental funds, the unassigned classification is only used to report a deficit fund balance resulting from overspending for specific purposes for which amounts had been restricted, committed, or assigned.

The ESC applies restricted resources first when expenditures are incurred for purposes for which restricted and unrestricted (committed, assigned, and unassigned) fund balance is available. Similarly, within unrestricted fund balance, committed amounts are reduced first followed by assigned, and then unassigned amounts when expenditures are incurred for purposes for which amounts in any of the unrestricted fund balance classifications could be used.

**NORTH POINT EDUCATIONAL SERVICE CENTER  
ERIE COUNTY, OHIO**

NOTES TO THE BASIC FINANCIAL STATEMENTS  
FOR THE FISCAL YEAR ENDED JUNE 30, 2022

**NOTE 2 - SUMMARY OF SIGNIFICANT ACCOUNTING POLICIES - (Continued)**

**J. Net Position**

Net position represents the difference between assets and deferred outflows and liabilities and deferred inflows. The net position component “net investment in capital assets,” consists of capital assets, net of accumulated depreciation, reduced by the outstanding balances of any borrowing used for the acquisition, construction or improvement of those assets. Deferred outflows of resources and deferred inflows of resources that are attributable to the acquisition, construction or improvement of those assets or related debt also should be included in this component of net position. Net position is reported as restricted when there are limitations imposed on its use either through the enabling legislation adopted by the ESC or through external restrictions imposed by creditors, grantors or laws or regulations of other governments. The amount restricted for other purposes represents amounts restricted for extracurricular activities.

The ESC applies restricted resources first when an expense is incurred for purposes for which both restricted and unrestricted net position is available.

**K. Prepayments**

Certain payments to vendors reflect the costs applicable to future accounting periods and are recorded as prepaid items in both government-wide and fund financial statements. These items are reported as assets on the balance sheet using the consumption method. A current asset for the prepaid amounts is recorded at the time of the purchase and the expenditure/expense is reported in the year in which services are consumed. At fiscal year-end, because prepayments are not available to finance future governmental fund expenditures, the funds balance is nonspendable on the fund financial statements by an amount equal to the carrying amount of the asset.

**L. Estimates**

The preparation of the basic financial statements in conformity with GAAP requires management to make estimates and assumptions that affect the amounts reported in the basic financial statements and accompanying notes. Actual results may differ from those estimates.

**M. Interfund Activity**

Exchange transactions between funds are reported as revenues in the seller funds and as expenditures/expenses in the purchaser funds. Flows of cash or goods from one fund to another without a requirement for repayment are reported as interfund transfers. Repayments from funds responsible for particular expenditures/expenses to the funds that initially paid for them are not presented on the basic financial statements. Interfund activities between governmental funds are eliminated in the statement of activities.

**N. Pensions/Other Postemployment Benefits (OPEB)**

For purposes of measuring the net pension/OPEB liability, net OPEB asset, deferred outflows of resources and deferred inflows of resources related pensions/OPEB, and pension/OPEB expense, information about the fiduciary net position of the pension/OPEB plans and additions to/deductions from their fiduciary net position have been determined on the same basis as they are reported by the pension/OPEB plan. For this purpose, benefit payments (including refunds of employee contributions) are recognized when due and payable in accordance with the benefit terms. The pension/OPEB plans report investments at fair value.

**O. Extraordinary and Special Items**

Extraordinary items are transactions or events that are both unusual in nature and infrequent in occurrence. Special items are transactions or events that are within the control of the Governing Board and that are either unusual in nature or infrequent in occurrence. Neither type of transaction occurred during fiscal year 2022.

**NORTH POINT EDUCATIONAL SERVICE CENTER  
ERIE COUNTY, OHIO**

NOTES TO THE BASIC FINANCIAL STATEMENTS  
FOR THE FISCAL YEAR ENDED JUNE 30, 2022

**NOTE 3 - ACCOUNTABILITY AND COMPLIANCE**

**A. Change in Accounting Principles**

For fiscal year 2022, the ESC has implemented GASB Statement No. 87, "Leases", GASB Implementation Guide 2019-3, "Leases", GASB Statement No. 89, "Accounting for Interest Cost Incurred before the End of a Construction Period", GASB Implementation Guide 2020-1, "Implementation Guide Update - 2020", GASB Statement No. 92, "Omnibus 2020", GASB Statement No. 93, "Replacement of Interbank Offered Rates", GASB Statement No. 97, "Certain Component Unit Criteria, and Accounting and Financial Reporting for Internal Revenue Code Section 457 Deferred Compensation Plans—an amendment of GASB Statements No. 14 and No. 84, and a supersession of GASB Statement No. 32" and certain paragraphs of GASB Statement No. 99, "Omnibus 2022".

GASB Statement No. 87 and GASB Implementation Guide 2019-3 enhance the relevance and consistency of information of the government's leasing activities. It establishes requirements for lease accounting based on the principle that leases are financings of the right to use an underlying asset. A lessee is required to recognize a lease liability and an intangible right to use lease asset, and a lessor is required to recognize a lease receivable and a deferred inflow of resources.

These changes were incorporated in the ESC's fiscal year 2022 financial statements. The ESC also recognized \$331,382 in governmental activities in leases payable at July 1, 2021; however, this entire amount was offset by the intangible asset, right to use lease - equipment.

GASB Statement No. 89 establishes accounting requirements for interest cost incurred before the end of a construction period. GASB Statement No. 89 requires that interest cost incurred before the end of a construction period be recognized as an expense in the period in which the cost is incurred for financial statements prepared using the economic resources measurement focus. GASB Statement No. 89 also reiterates that financial statements prepared using the current financial resources measurement focus, interest cost incurred before the end of a construction period should be recognized as an expenditure on a basis consistent with governmental fund accounting principles. The implementation of GASB Statement No. 89 did not have an effect on the financial statements of the ESC.

GASB Implementation Guide 2020-1 provides clarification on issues related to previously established GASB guidance. The implementation of GASB Implementation Guide 2020-1 did not have an effect on the financial statements of the ESC.

GASB Statement No. 92 enhances comparability in accounting and financial reporting and to improve the consistency of authoritative literature by addressing practice issues that have been identified during implementation and application of certain GASB Statements. The implementation of GASB Statement No. 92 did not have an effect on the financial statements of the ESC.

GASB Statement No. 93 establishes accounting and financial reporting requirements related to the replacement of Interbank Offered Rates (IBORs) in hedging derivative instruments and leases. It also identifies appropriate benchmark interest rates for hedging derivative instruments. The implementation of GASB Statement No. 93 did not have an effect on the financial statements of the ESC.

**NORTH POINT EDUCATIONAL SERVICE CENTER  
ERIE COUNTY, OHIO**

NOTES TO THE BASIC FINANCIAL STATEMENTS  
FOR THE FISCAL YEAR ENDED JUNE 30, 2022

**NOTE 3 - ACCOUNTABILITY AND COMPLIANCE - (Continued)**

GASB Statement No. 97 is to (1) increase consistency and comparability related to the reporting of fiduciary component units in circumstances in which a potential component unit does not have a governing board and the primary government performs the duties that a governing board typically would perform; (2) mitigate costs associated with the reporting of certain defined contribution pension plans, defined contribution other postemployment benefit (OPEB) plans, and employee benefit plans other than pension plans or OPEB plans (other employee benefit plans) as fiduciary component units in fiduciary fund financial statements; and (3) enhance the relevance, consistency, and comparability of the accounting and financial reporting for Internal Revenue Code (IRC) Section 457 deferred compensation plans (Section 457 plans) that meet the definition of a pension plan and for benefits provided through those plans. The implementation of GASB Statement No. 97 did not have an effect on the financial statements of the ESC.

GASB Statement No. 99 to enhance comparability in accounting and financial reporting and to improve the consistency of authoritative literature by addressing (1) practice issues that have been identified during implementation and application of certain GASB Statements and (2) accounting and financial reporting for financial guarantees. The implementation of GASB Statement No. 99 did not have an effect on the financial statements of the ESC.

**B. Deficit Fund Balances**

Fund balances at December 31, 2022 included the following individual fund deficits:

<u>Nonmajor funds</u>	<u>Deficit</u>
Elementary and Secondary School Emergency Fund	28,626
Governor's Emergency Education Relief (GEER) Fund	15,997

The general fund is liable for any deficit in these funds and provides transfers when cash is required, not when accruals occur. The deficit fund balances resulted from adjustments for accrued liabilities.

**NOTE 4 - DEPOSITS AND INVESTMENTS**

The ESC maintains a cash and investment pool used by all funds. Each fund type's portion of this pool is displayed on the financial statements as "equity in pooled cash and investments". Statutes require the classification of monies held by the ESC into three categories, as follows.

Active deposits are public deposits necessary to meet current demands on the treasury. Such monies must be maintained either as cash in the ESC treasury, in commercial accounts payable or withdrawable on demand, including negotiable order of withdrawal (NOW) accounts, or in money market deposit accounts.

Inactive deposits are public deposits that the Governing Board has identified as not required for use within the current five year period of designation of depositories. Inactive deposits must either be evidenced by certificates of deposit maturing not later than the end of the current period of designation of depositories, or by savings or deposit accounts including, but not limited to, passbook accounts.

Interim deposits are deposits of interim monies. Interim monies are those monies which are not needed for immediate use, but which will be needed before the end of the current period of designation of depositories.

Interim deposits must be evidenced by time certificates of deposit maturing not more than one year from the date of deposit or by savings or deposit accounts including passbook accounts.

**NORTH POINT EDUCATIONAL SERVICE CENTER  
ERIE COUNTY, OHIO**

NOTES TO THE BASIC FINANCIAL STATEMENTS  
FOR THE FISCAL YEAR ENDED JUNE 30, 2022

**NOTE 4 - DEPOSITS AND INVESTMENTS - (Continued)**

Interim monies may be deposited or invested in the following securities:

1. United States Treasury Notes, Bills, Bonds, or any other obligation or security issued by the United States Treasury or any other obligation guaranteed as to principal and interest by the United States;
2. Bonds, notes, debentures, or any other obligations or securities issued by any federal government agency or instrumentality, including, but not limited to, the Federal National Mortgage Association, Federal Home Loan Bank, Federal Farm Credit Bank, Federal Home Loan Mortgage Corporation, and Government National Mortgage Association. All federal agency securities shall be direct issuances of federal government agencies or instrumentalities;
3. Written repurchase agreements in the securities listed above provided that the fair value of the securities subject to the repurchase agreement must exceed the principal value of the agreement by at least two percent and be marked to market daily, and that the term of the agreement must not exceed thirty days;
4. Bonds and other obligations of the State of Ohio, and with certain limitations including a requirement for maturity within ten years from the date of settlement, bonds and other obligations of political subdivisions of the State of Ohio, if training requirements have been met;
5. Time certificates of deposit or savings or deposit accounts including, but not limited to, passbook accounts;
6. No-load money market mutual funds consisting exclusively of obligations described in items (1) and (2) above and repurchase agreements secured by such obligations, provided that investments in securities described in this division are made only through eligible institutions;
7. The State Treasurer's investment pool, the State Treasury Asset Reserve of Ohio (STAR Ohio);
8. Certain bankers' acceptances for a period not to exceed one hundred eighty days) and commercial paper notes (for a period not to exceed two hundred seventy days) in an amount not to exceed 40 percent of the interim monies available for investment at any one time if training requirements have been met; and,

Protection of the deposits is provided by the Federal Deposit Insurance Corporation (FDIC), by eligible securities pledged by the financial institution as security for repayment, or by the financial institutions participation in the Ohio Pooled Collateral System (OPCS), a collateral pool of eligible securities deposited with a qualified trustee and pledged to the Treasurer of State to secure the repayment of all public monies deposited in the financial institution.

Investments in stripped principal or interest obligations, reverse repurchase agreements and derivatives are prohibited. The issuance of taxable notes for the purpose of arbitrage, the use of leverage and short selling are also prohibited. Except as noted above, an investment must mature within five years from the date of purchase unless matched to a specific obligation or debt of the ESC and must be purchased with the expectation that it will be held to maturity. Investments may only be made through specified dealers and institutions. Payment for investments may be made only upon delivery of the securities representing the investments to the Treasurer or, if the securities are not represented by a certificate, upon receipt of confirmation of transfer from the custodian.

**A. Cash on Hand**

At fiscal year end, the ESC had \$43 in undeposited cash on hand which is included on the financial statements of the ESC as part of "equity in pooled cash and investments".



**NORTH POINT EDUCATIONAL SERVICE CENTER  
ERIE COUNTY, OHIO**

NOTES TO THE BASIC FINANCIAL STATEMENTS  
FOR THE FISCAL YEAR ENDED JUNE 30, 2022

**NOTE 4 - DEPOSITS AND INVESTMENTS - (Continued)**

**B. Deposits with Financial Institutions**

At June 30, 2022, the carrying amount of all ESC deposits was \$4,721,519, and the bank balance of all ESC deposits was \$4,797,484. None of the bank balance was exposed to custodial risk as discussed below.

Custodial credit risk is the risk that, in the event of bank failure, the ESC will not be able to recover deposits or collateral securities that are in the possession of an outside party. The ESC has no deposit policy for custodial credit risk beyond the requirements of State statute. Ohio law requires that deposits either be insured or protected by (1) eligible securities pledged to the ESC and deposited with a qualified trustee by the financial institution as security for repayment whose fair value at all times shall be at least 105 percent of the deposits being secured, or (2) participation in the Ohio Pooled Collateral System (OPCS), a collateral pool of eligible securities deposited with a qualified trustee and pledged to the Treasurer of State to secure the repayment of all public monies deposited in the financial institution. OPCS requires the total fair value of the securities pledged to be 102 percent of the deposits being secured or a rate set by the Treasurer of State. For 2022, the ESC's financial institutions did not participate in the OPCS. Although all statutory requirements for the deposit of money had been followed, noncompliance with Federal requirements could potentially subject the ESC to a successful claim by the FDIC.

**C. Investments**

As of June 30, 2022, the ESC had the following investments and maturities:

Investment/Measurement type	Measurement Value	Investment Maturity 6 months or less
<i>Amortized cost:</i>		
STAR Ohio	\$ 19,407,071	\$ 19,407,071

*Credit Risk* is the possibility that an issuer or other counter party to an investment will not fulfill its obligation. The ESC's investments in STAR Ohio were assigned an AAAM money market rating by Standard & Poor's. The ESC's investment policy does not specifically address credit risk beyond requiring the ESC to only invest in securities authorized by State statute.

*Concentration of Credit Risk:* The ESC places no limit on the amount that may be invested in any one issuer. The following table includes the percentage of each investment type held by the ESC at June 30, 2022:

Investment/Measurement type	Measurement Value	% of Total
<i>Amortized cost:</i>		
STAR Ohio	\$ 19,407,071	100.00

THIS SPACE INTENTIONALLY LEFT BLANK

**NORTH POINT EDUCATIONAL SERVICE CENTER  
ERIE COUNTY, OHIO**

NOTES TO THE BASIC FINANCIAL STATEMENTS  
FOR THE FISCAL YEAR ENDED JUNE 30, 2022

**NOTE 4 - DEPOSITS AND INVESTMENTS - (Continued)**

**D. Reconciliation of Cash and Investments to the Statement of Net Position**

The following is a reconciliation of cash and investments as reported in the note above to cash and investments as reported on the statement of net position as of June 30, 2022:

<u>Cash and cash equivalents per note</u>	
Carrying amount of deposits	\$ 4,721,519
Investments	19,407,071
Cash on hand	43
Total	\$ 24,128,633

<u>Cash and cash equivalents per statement of net position</u>	
Governmental activities	\$ 5,853,715
Custodial funds	18,274,918
Total	\$ 24,128,633

**NOTE 5 - RECEIVABLES**

Receivables at June 30, 2022 consisted of accounts (charges for individual tuition and other services) and intergovernmental (grants and billings to school districts for user charged services). All receivables are considered collectible in full. A summary of the principal items of receivables reported on the statement of net position follows:

<b>Governmental activities:</b>	
Accounts	\$ 13,865
Intergovernmental	223,224
Total	\$ 237,089

Receivables have been disaggregated on the face of the basic financial statements. All receivables are expected to be collected in the subsequent year.

**NOTE 6 - STATE FUNDING**

The ESC, under State law, provides supervisory services to local school districts within its territory. Each city, local and exempted village school district that entered into an agreement with the ESC is considered to be provided services. The cost of the supervisory services is determined by formula under State law. The State Department of Education apportions the costs for all supervisory services among the ESC's city, local and village exempted school districts based on each school's total student count. The State Department of Education deducts each school district's amount from their State Foundation Program settlements and remits the amount to the ESC. The ESC may provide additional supervisory services if the majority of the school districts agree to the services and the apportionment of the costs to all of the client school districts.

For fiscal year 2022, the ESC also received funding from the State Department of Education using a new funding model which is based on student count. Any change in funding will be subject to a phase in percentage of 16.67 percent for fiscal year 2022 and 33.33 percent for fiscal year 2023. This amount is paid from State resources. The State Department of Education also deducts from the State Foundation Program settlement of each of the ESC's local and client school districts an amount equal to \$6.50 times the school district's total student count and remits this amount to the ESC.

The ESC may contract with city, exempted village, local, joint vocational or cooperative education school districts to provide special education and related services or career-technical education services. The individual boards of education pay the costs for these services directly to the ESC.

**NORTH POINT EDUCATIONAL SERVICE CENTER  
ERIE COUNTY, OHIO**

NOTES TO THE BASIC FINANCIAL STATEMENTS  
FOR THE FISCAL YEAR ENDED JUNE 30, 2022

**NOTE 7 - CAPITAL ASSETS**

Due to the implementation of GASB Statement No. 87 (see Note 3.A for detail), the ESC has reported capital assets for the right to use leased equipment which are reflected in the schedule below. Capital asset activity for governmental activities for the fiscal year ended June 30, 2022, was as follows:

	Restated Balance 07/01/21	Additions	Deductions	Balance 6/30/22
<i>Capital assets, not being depreciated/amortized:</i>				
Land	\$ 114,850	\$ -	\$ -	\$ 114,850
Total capital assets, not being depreciated/amortized	<u>114,850</u>	<u>-</u>	<u>-</u>	<u>114,850</u>
<i>Capital assets, being depreciated/amortized:</i>				
Buildings and leaseholder improvements	1,682,983	-	-	1,682,983
Furniture and equipment	276,653	36,869	(14,498)	299,024
Vehicles	42,105	-	-	42,105
<i>Intangible right to use:</i>				
Leased equipment	33,606	-	-	33,606
Leased vehicles	-	15,982	-	15,982
Leased buildings	297,775	-	-	297,775
Total capital assets, being depreciated/amortization	<u>2,333,122</u>	<u>52,851</u>	<u>(14,498)</u>	<u>2,371,475</u>
<i>Less: accumulated depreciation/amortization</i>				
Buildings and leaseholder improvements	(419,584)	(98,199)	-	(517,783)
Furniture and equipment	(250,048)	(2,668)	5,880	(246,836)
Vehicles	(27,104)	-	-	(27,104)
<i>Intangible right to use:</i>				
Leased equipment	-	(8,767)	-	(8,767)
Leased vehicles	-	(4,439)	-	(4,439)
Leased buildings	-	(101,891)	-	(101,891)
Total accumulated depreciation/amortization	<u>(696,736)</u>	<u>(215,964)</u>	<u>5,880</u>	<u>(906,820)</u>
Governmental activities capital assets, net	<u>\$ 1,751,236</u>	<u>\$ (163,113)</u>	<u>\$ (8,618)</u>	<u>\$ 1,579,505</u>

Depreciation/amortization expense was charged to governmental functions as follows:

Instruction:

Regular	\$ 36,805
Special	80,674

Support services:

Instructional staff	9,126
Administration	66,632
Operations and maintenance	<u>22,727</u>

Total depreciation/amortization expense \$ 215,964

**NORTH POINT EDUCATIONAL SERVICE CENTER  
ERIE COUNTY, OHIO**

NOTES TO THE BASIC FINANCIAL STATEMENTS  
FOR THE FISCAL YEAR ENDED JUNE 30, 2022

**NOTE 8 - LONG-TERM OBLIGATIONS**

Due to the implementation of GASB Statement No. 87 (see Note 3.A for detail), the ESC has reported obligations for leases payable which are reflected in the schedule below. During fiscal year 2022, the following activity occurred in governmental activities long-term obligations:

	Restated Balance Outstanding 07/01/21	Additions	Reductions	Balance Outstanding 6/30/22	Amounts Due in One Year
Leases payable	\$ 335,281	\$ 15,982	\$ (109,347)	\$ 241,916	\$ 63,775
Net pension liability	24,607,046	-	(11,908,050)	12,698,996	-
Net OPEB liability	2,251,947	-	(366,031)	1,885,916	-
Compensated absences	930,644	160,133	(148,070)	942,707	196,321
<b>Total</b>	<b>\$ 28,124,918</b>	<b>\$ 176,115</b>	<b>\$ (12,531,498)</b>	<b>\$ 15,769,535</b>	<b>\$ 260,096</b>

Leases Payable – The ESC has entered into lease agreements for the use of right to use equipment, buildings, and vehicles. Due to the implementation of GASB Statement No. 87, the ESC will report an intangible capital asset and corresponding liability for the future scheduled payments under the leases. The lease payments will be paid from the general fund.

The ESC has entered into lease agreements for copier equipment and buses at varying years and terms as follows:

<u>Description</u>	<u>Commencement Date</u>	<u>Years</u>	<u>End Date</u>	<u>Payment Method</u>
Office space:				
Outback Plaza	2017	5	2022	Monthly
Galloway Rd.	2016	6	2022	Monthly
Copier Equipment	2020	5	2025	Monthly
Car lease	2021	3	2024	Monthly

The following is a schedule of future lease payments under the lease agreements:

<u>Fiscal Year</u>	<u>Principal</u>	<u>Interest</u>	<u>Total</u>
2023	\$ 63,775	\$ 10,335	\$ 74,110
2024	49,579	7,781	57,360
2025	45,629	5,339	50,968
2026	38,733	3,267	42,000
2027	40,715	1,285	42,000
2028 - 2032	3,485	14	3,499
<b>Total</b>	<b>\$ 241,916</b>	<b>\$ 28,021</b>	<b>\$ 269,937</b>

**NORTH POINT EDUCATIONAL SERVICE CENTER  
ERIE COUNTY, OHIO**

NOTES TO THE BASIC FINANCIAL STATEMENTS  
FOR THE FISCAL YEAR ENDED JUNE 30, 2022

**NOTE 8 - LONG-TERM OBLIGATIONS – (Continued)**

Net Pension Liability: The ESC’s net pension liability is described in Note 10. The ESC pays obligations related to employee compensation from the fund benefitting from their service.

Net OPEB Liability (Asset): The ESC’s net OPEB liability (asset) is described in Note 11. The ESC pays obligations related to employee compensation from the fund benefitting from their service.

Compensated Absences: Compensated absences will be paid from the fund from which the employee’s salaries are paid, which is primarily the general fund.

**NOTE 9 - RISK MANAGEMENT**

A. The ESC is exposed to various risks of loss related to torts, theft of, damage to, and destruction of assets, errors and omissions, injuries to employees and natural disasters. During fiscal year 2022, the ESC has contracted with various insurance commercial carriers to provide insurance coverage for the following risks:

- Commercial property
- Inland marine
- Business liability
- Business personal property
- Business auto
- Education liability

Settled claims have not exceeded this commercial coverage in any of the past three years. There has been no significant reduction in coverage from the prior year.

**B. Employee Health Benefits**

The ESC provides employee health care benefits through the Huron-Erie School Employees Insurance Association.

The ESC has contracted with the Huron-Erie School Employees Insurance Association (the Association) to provide medical and dental insurance benefits for its employees and their covered dependents. The Association is a shared risk pool comprised of several school districts that provide public education within Erie and Huron Counties. The school districts pay monthly contributions that are placed in a common fund from which eligible claims and expenses are paid for employees of participating school districts and their covered dependents. Claims are paid for all participants regardless of claims flow.

In the event of withdrawal, the ESC shall assume and be responsible for payment of all claims of its eligible employees, families, and dependents from the effective date of withdrawal, regardless of when such claims were incurred, processed, or presented to the Association, insurance provider, insurance consultant, or any other appropriate or authorized person or representative; provided further, any such claims, which are paid after the effective date of withdrawal by the Association insurance provider or insurance consultant, or charged to such parties, shall be reimbursed in full by any withdrawing member upon demand of the Association.

**NORTH POINT EDUCATIONAL SERVICE CENTER  
ERIE COUNTY, OHIO**

NOTES TO THE BASIC FINANCIAL STATEMENTS  
FOR THE FISCAL YEAR ENDED JUNE 30, 2022

**NOTE 9 - RISK MANAGEMENT – (Continued)**

**C. Workers' Compensation Group Rating Plan**

The ESC participates in the Ohio Association of School Business Officials Workers' Compensation Group Rating Plan (the Plan), an insurance purchasing pool (Note 2.A.). The intent of the Plan is to achieve the benefit of a reduced premium for the ESC by virtue of its grouping and representation with other participants in the Plan. Participants in the Plan are placed on tiers according to their loss history. Participants with low loss histories are rewarded with greater savings than participants with higher loss histories. Each participant pays its workers' compensation premium to the State based on the rate for its Plan tier rather than its individual rate. Participation in the Plan is limited to school districts that can meet the Plan's selection criteria. The firm of Spooner, Inc. provides administrative, cost control, assistance with safety programs and actuarial services to the Plan.

**NOTE 10 - DEFINED BENEFIT PENSION PLANS**

The Statewide retirement systems provide both pension benefits and other postemployment benefits (OPEB).

***Net Pension Liability/Net OPEB Liability (Asset)***

The net pension liability/asset and the net OPEB liability (asset) reported on the statement of net position represents a liability or asset to employees for pensions and OPEB, respectively.

Pensions and OPEB are a component of exchange transactions - between an employer and its employees - of salaries and benefits for employee services. Pensions/OPEB are provided to an employee - on a deferred-payment basis - as part of the total compensation package offered by an employer for employee services each financial period. The obligation to sacrifice resources for pensions is a present obligation because it was created as a result of employment exchanges that already have occurred.

The net pension/OPEB liability (asset) represent the ESC's proportionate share of each pension/OPEB plan's collective actuarial present value of projected benefit payments attributable to past periods of service, net of each pension/OPEB plan's fiduciary net position. The net pension/OPEB liability (asset) calculation is dependent on critical long-term variables, including estimated average life expectancies, earnings on investments, cost of living adjustments and others. While these estimates use the best information available, unknowable future events require adjusting these estimates annually.

The Ohio Revised Code limits the ESC's obligation for this liability to annually required payments. The ESC cannot control benefit terms or the manner in which pensions/OPEB are financed; however, the ESC does receive the benefit of employees' services in exchange for compensation including pension and OPEB.

GASB 68/75 assumes the liability is solely the obligation of the employer, because (1) they benefit from employee services; and (2) State statute requires funding to come from these employers. All pension contributions to date have come solely from these employers (which also includes pension costs paid in the form of withholdings from employees). The retirement systems may allocate a portion of the employer contributions to provide for these OPEB benefits. In addition, health care plan enrollees pay a portion of the health care costs in the form of a monthly premium. State statute requires the retirement systems to amortize unfunded pension liabilities within 30 years. If the pension amortization period exceeds 30 years, each retirement system's board must propose corrective action to the State legislature. Any resulting legislative change to benefits or funding could significantly affect the net pension/OPEB liability (asset). Resulting adjustments to the net pension/OPEB liability (asset) would be effective when the changes are legally enforceable. The Ohio Revised Code permits, but does not require, the retirement systems to provide healthcare to eligible benefit recipients.

The remainder of this note includes the required pension disclosures. See Note 11 for the required OPEB disclosures.

**NORTH POINT EDUCATIONAL SERVICE CENTER  
ERIE COUNTY, OHIO**

NOTES TO THE BASIC FINANCIAL STATEMENTS  
FOR THE FISCAL YEAR ENDED JUNE 30, 2022

**NOTE 10 - DEFINED BENEFIT PENSION PLANS - (Continued)**

The proportionate share of each plan’s unfunded benefits is presented as a long-term *net pension/OPEB liability (asset)* on the accrual basis of accounting. Any liability for the contractually required pension contribution outstanding at the end of the year is included in pension and postemployment benefits payable on both the accrual and modified accrual bases of accounting.

***Plan Description - School Employees Retirement System (SERS)***

Plan Description - The ESC’s non-teaching employees participate in SERS, a cost-sharing multiple-employer defined benefit pension plan administered by SERS. SERS provides retirement, disability and survivor benefits, annual cost-of-living adjustments, and death benefits to plan members and beneficiaries. Authority to establish and amend benefits is provided by Ohio Revised Code Chapter 3309. SERS issues a publicly available, stand-alone financial report that includes financial statements, required supplementary information and detailed information about SERS’ fiduciary net position. That report can be obtained by visiting the SERS website at [www.ohsers.org](http://www.ohsers.org) under Employers/Audit Resources.

Age and service requirements for retirement are as follows:

	Eligible to Retire on or before August 1, 2017 *	Eligible to Retire after August 1, 2017
Full benefits	Any age with 30 years of service credit	Age 67 with 10 years of service credit; or Age 57 with 30 years of service credit
Actuarially reduced benefits	Age 60 with 5 years of service credit; or Age 55 with 25 years of service credit	Age 62 with 10 years of service credit; or Age 60 with 25 years of service credit

\* Members with 25 years of service credit as of August 1, 2017 will be included in this plan.

Annual retirement benefits are calculated based on final average salary multiplied by a percentage that varies based on years of service; 2.2% for the first thirty years of service and 2.5% for years of service credit over 30. Final average salary is the average of the highest three years of salary.

An individual whose benefit effective date is before April 1, 2018, is eligible for a cost-of-living adjustment (COLA) on the first anniversary date of the benefit. Beginning April 1, 2018, new benefit recipients must wait until the fourth anniversary of their benefit for COLA eligibility. The COLA is added each year to the base benefit amount on the anniversary date of the benefit. A three-year COLA suspension was in effect for all benefit recipients for the years 2018, 2019, and 2020. Upon resumption of the COLA, it will be indexed to the percentage increase in the CPI-W, not to exceed 2.5% and with a floor of 0%. In 2021, the Board of Trustees approved a 2.5% cost-of-living adjustment (COLA) for eligible retirees and beneficiaries in 2022.

Funding Policy - Plan members are required to contribute 10.00% of their annual covered salary and the ESC is required to contribute 14.00% of annual covered payroll. The contribution requirements of plan members and employers are established and may be amended by the SERS’ Retirement Board up to statutory maximum amounts of 10.00% for plan members and 14.00% for employers. The Retirement Board, acting with the advice of the actuary, allocates the employer contribution rate among four of the System’s funds (Pension Trust Fund, Death Benefit Fund, Medicare B Fund, and Health Care Fund). For the fiscal year ended June 30, 2022, the allocation to pension, death benefits, and Medicare B was 14.00%. For fiscal year 2022, the Retirement Board did not allocate any employer contribution to the Health Care Fund.

**NORTH POINT EDUCATIONAL SERVICE CENTER  
ERIE COUNTY, OHIO**

NOTES TO THE BASIC FINANCIAL STATEMENTS  
FOR THE FISCAL YEAR ENDED JUNE 30, 2022

**NOTE 10 - DEFINED BENEFIT PENSION PLANS - (Continued)**

The ESC's contractually required contribution to SERS was \$499,970 for fiscal year 2022. Of this amount, \$37,154 is reported as pension and postemployment benefits payable.

***Plan Description - State Teachers Retirement System (STRS)***

Plan Description - Licensed teachers participate in STRS, a cost-sharing multiple-employer public employee retirement system administered by STRS. STRS provides retirement and disability benefits to members and death and survivor benefits to beneficiaries. STRS issues a stand-alone financial report that includes financial statements, required supplementary information and detailed information about STRS' fiduciary net position. That report can be obtained by writing to STRS, 275 East Broad Street, Columbus, Ohio 43215-3771, by calling (888) 227-7877, or by visiting the STRS website at [www.strsoh.org](http://www.strsoh.org).

New members have a choice of three retirement plans: a Defined Benefit (DB) Plan, a Defined Contribution (DC) Plan and a Combined (CO) Plan. Benefits are established by Ohio Revised Code Chapter 3307.

The DB plan offers an annual retirement allowance based on final average salary multiplied by a percentage that varies based on years of service. Effective August 1, 2015, the calculation is 2.20% of final average salary for the five highest years of earnings multiplied by all years of service. In April 2017, the Retirement Board made the decision to reduce COLA granted on or after July 1, 2017, to 0% to preserve the fiscal integrity of the retirement system. Benefit recipients' base benefit and past cost-of living increases are not affected by this change. Eligibility changes will be phased in until August 1, 2026, when retirement eligibility for unreduced benefits will be five year of service credit and age 65, or 35 years of service credit and at least age 60.

Eligibility changes for DB Plan members who retire with actuarially reduced benefits will be phased in until August 1, 2026, when retirement eligibility will be five years of qualifying service credit and age 60, or 30 years of service credit at any age.

The DC Plan allows members to place all of their member contributions and 9.53% of the 14% employer contributions into an investment account. Investment allocation decisions are determined by the member. The remaining 4.47% of the 14% employer rate is allocated to the defined benefit unfunded liability. A member is eligible to receive a retirement benefit at age 50 and termination of employment. The member may elect to receive a lifetime monthly annuity or a lump sum withdrawal.

The Combined Plan offers features of both the DB Plan and the DC Plan. In the Combined Plan, 12% of the 14% member rate goes to the DC Plan and the remaining 2% is applied to the DB Plan. Member contributions to the DC Plan are allocated among investment choices by the member, and contributions to the DB Plan from the employer and the member are used to fund the defined benefit payment at a reduced level from the regular DB Plan. The defined benefit portion of the Combined Plan payment is payable to a member on or after age 60 with five years of service. The defined contribution portion of the account may be taken as a lump sum payment or converted to a lifetime monthly annuity after termination of employment at age 50 and after termination of employment.

New members who choose the DC Plan or Combined Plan will have another opportunity to reselect a permanent plan during their fifth year of membership. Members may remain in the same plan or transfer to another STRS plan. The optional annuitization of a member's defined contribution account or the defined contribution portion of a member's Combined Plan account to a lifetime benefit results in STRS bearing the risk of investment gain or loss on the account. STRS has therefore included all three plan options as one defined benefit plan for GASB 68 reporting purposes.



**NORTH POINT EDUCATIONAL SERVICE CENTER  
ERIE COUNTY, OHIO**

NOTES TO THE BASIC FINANCIAL STATEMENTS  
FOR THE FISCAL YEAR ENDED JUNE 30, 2022

**NOTE 10 - DEFINED BENEFIT PENSION PLANS - (Continued)**

A DB or Combined Plan member with five or more years of credited service who is determined to be disabled may qualify for a disability benefit. New members must have at least ten years of qualifying service credit that apply for disability benefits. Members in the DC Plan who become disabled are entitled only to their account balance. Eligible survivors of members who die before service retirement may qualify for monthly benefits. If a member of the DC Plan dies before retirement benefits begin, the member's designated beneficiary is entitled to receive the member's account balance.

Funding Policy - Employer and member contribution rates are established by the State Teachers Retirement Board and limited by Chapter 3307 of the Ohio Revised Code. The fiscal year 2022 employer and employee contribution rate of 14% was equal to the statutory maximum rates. For fiscal year 2022, the full employer contribution was allocated to pension.

The ESC's contractually required contribution to STRS was \$1,164,655 for fiscal year 2022. Of this amount, \$112,374 is reported as pension and postemployment benefits payable.

***Pension Liabilities, Pension Expense, and Deferred Outflows of Resources and Deferred Inflows of Resources Related to Pensions***

The net pension liability was measured as of June 30, 2021, and the total pension liability used to calculate the net pension liability was determined by an actuarial valuation as of that date. The ESC's proportion of the net pension liability was based on the ESC's share of contributions to the pension plan relative to the projected contributions of all participating entities.

Following is information related to the proportionate share and pension expense:

	<u>SERS</u>	<u>STRS</u>	<u>Total</u>
Proportion of the net pension liability/asset prior measurement date	0.099427600%	0.074517960%	
Proportion of the net pension liability/asset current measurement date	<u>0.096482900%</u>	<u>0.071477624%</u>	
Change in proportionate share	<u>-0.002944700%</u>	<u>-0.003040336%</u>	
Proportionate share of the net pension liability	\$ 3,559,939	\$ 9,139,057	\$ 12,698,996
Pension expense	(583,935)	(461,063)	(1,044,998)

THIS SPACE INTENTIONALLY LEFT BLANK

**NORTH POINT EDUCATIONAL SERVICE CENTER  
ERIE COUNTY, OHIO**

NOTES TO THE BASIC FINANCIAL STATEMENTS  
FOR THE FISCAL YEAR ENDED JUNE 30, 2022

**NOTE 10 - DEFINED BENEFIT PENSION PLANS - (Continued)**

At June 30, 2022, the ESC reported deferred outflows of resources and deferred inflows of resources related to pensions from the following sources:

	<u>SERS</u>	<u>STRS</u>	<u>Total</u>
<b>Deferred outflows of resources</b>			
Differences between expected and actual experience	\$ 344	\$ 282,354	\$ 282,698
Changes of assumptions	74,962	2,535,338	2,610,300
Contributions subsequent to the measurement date	499,970	1,164,655	1,664,625
Total deferred outflows of resources	<u>\$ 575,276</u>	<u>\$ 3,982,347</u>	<u>\$ 4,557,623</u>
	<u>SERS</u>	<u>STRS</u>	<u>Total</u>
<b>Deferred inflows of resources</b>			
Differences between expected and actual experience	\$ 92,324	\$ 57,286	\$ 149,610
Net difference between projected and actual earnings on pension plan investments	1,833,472	7,876,117	9,709,589
Difference between employer contributions and proportionate share of contributions/ change in proportionate share	334,767	1,364,913	1,699,680
Total deferred inflows of resources	<u>\$ 2,260,563</u>	<u>\$ 9,298,316</u>	<u>\$ 11,558,879</u>

\$1,664,625 reported as deferred outflows of resources related to pension resulting from ESC contributions subsequent to the measurement date will be recognized as a reduction of the net pension liability in the fiscal year ending June 30, 2023.

Other amounts reported as deferred outflows of resources and deferred inflows of resources related to pension will be recognized in pension expense as follows:

	<u>SERS</u>	<u>STRS</u>	<u>Total</u>
Fiscal Year Ending June 30:			
2023	\$ (745,723)	\$ (1,797,693)	\$ (2,543,416)
2024	(440,837)	(1,513,110)	(1,953,947)
2025	(435,934)	(1,468,619)	(1,904,553)
2026	(562,763)	(1,701,202)	(2,263,965)
Total	<u>\$ (2,185,257)</u>	<u>\$ (6,480,624)</u>	<u>\$ (8,665,881)</u>

**Actuarial Assumptions - SERS**

SERS' total pension liability was determined by their actuaries in accordance with GASB Statement No. 67, as part of their annual actuarial valuation for each defined benefit retirement plan. Actuarial valuations of an ongoing plan involve estimates of the value of reported amounts (e.g., salaries, credited service) and assumptions about the probability of occurrence of events far into the future (e.g., mortality, disabilities, retirements, employment termination). Actuarially determined amounts are subject to continual review and potential modifications, as actual results are compared with past expectations and new estimates are made about the future.

**NORTH POINT EDUCATIONAL SERVICE CENTER  
ERIE COUNTY, OHIO**

NOTES TO THE BASIC FINANCIAL STATEMENTS  
FOR THE FISCAL YEAR ENDED JUNE 30, 2022

**NOTE 10 - DEFINED BENEFIT PENSION PLANS - (Continued)**

Projections of benefits for financial reporting purposes are based on the substantive plan (the plan as understood by the employers and plan members) and include the types of benefits provided at the time of each valuation and the historical pattern of sharing benefit costs between the employers and plan members to that point. The projection of benefits for financial reporting purposes does not explicitly incorporate the potential effects of legal or contractual funding limitations.

Actuarial calculations reflect a long-term perspective. For a newly hired employee, actuarial calculations will take into account the employee's entire career with the employer and also take into consideration the benefits, if any, paid to the employee after termination of employment until the death of the employee and any applicable contingent annuitant. In many cases actuarial calculations reflect several decades of service with the employer and the payment of benefits after termination.

Key methods and assumptions used in calculating the total pension liability in the latest actuarial valuation, prepared as of June 30, 2021, are presented below:

Wage inflation:	
Current measurement date	2.40%
Prior measurement date	3.00%
Future salary increases, including inflation:	
Current measurement date	3.25% to 13.58%
Prior measurement date	3.50% to 18.20%
COLA or ad hoc COLA:	
Current measurement date	2.00%
Prior measurement date	2.50%
Investment rate of return:	
Current measurement date	7.00% net of system expenses
Prior measurement date	7.50% net of system expenses
Discount rate:	
Current measurement date	7.00%
Prior measurement date	7.50%
Actuarial cost method	Entry age normal (level percent of payroll)

In 2021, Mortality rates were based on the PUB-2010 General Employee Amount Weight Below Median Healthy Retiree mortality table projected to 2017 with ages set forward 1 year and adjusted 94.20% for males and set forward 2 years and adjusted 81.35% for females. Mortality among disabled members were based upon the PUB-2010 General Disabled Retiree mortality table projected to 2017 with ages set forward 5 years and adjusted 103.3% for males and set forward 3 years and adjusted 106.8% for females. Future improvement in mortality rates is reflected by applying the MP-2020 projection scale generationally.

In the prior measurement date, the mortality rates were based on the RP-2014 Blue Collar Mortality Table with fully generational projection and a five-year age set-back for both males and females. Mortality among service retired members, and beneficiaries were based upon the RP-2014 Blue Collar Mortality Table with fully generational projection with Scale BB, 120% of male rates, and 110% of female rates. Mortality among disabled members was based upon the RP-2000 Disabled Mortality Table, 90% for male rates and 100% for female rates, set back five years is used for the period after disability retirement.

The most recent experience study was completed for the five-year period ended June 30, 2020.

**NORTH POINT EDUCATIONAL SERVICE CENTER  
ERIE COUNTY, OHIO**

NOTES TO THE BASIC FINANCIAL STATEMENTS  
FOR THE FISCAL YEAR ENDED JUNE 30, 2022

**NOTE 10 - DEFINED BENEFIT PENSION PLANS - (Continued)**

The long-term return expectation for the Pension Plan Investments has been determined using a building-block approach and assumes a time horizon, as defined in SERS' *Statement of Investment Policy*. A forecasted rate of inflation serves as the baseline for the return expectation. Various real return premiums over the baseline inflation rate have been established for each asset class. The long-term expected nominal rate of return has been determined by calculating a weighted average of the expected real return premiums for each asset class, adding the projected inflation rate, and adding the expected return from rebalancing uncorrelated asset classes.

The target allocation and best estimates of arithmetic real rates of return for each major asset class are summarized in the following table:

<u>Asset Class</u>	<u>Target Allocation</u>	<u>Long-Term Expected Real Rate of Return</u>
Cash	2.00 %	(0.33) %
US Equity	24.75	5.72
Non-US Equity Developed	13.50	6.55
Non-US Equity Emerging	6.75	8.54
Fixed Income/Global Bonds	19.00	1.14
Private Equity	11.00	10.03
Real Estate/Real Assets	16.00	5.41
Multi-Asset Strategy	4.00	3.47
Private Debt/Private Credit	3.00	5.28
Total	<u>100.00 %</u>	

**Discount Rate** - The total pension liability was calculated using the discount rate of 7.00%. The projection of cash flows used to determine the discount rate assumed the contributions from employers and from the members would be computed based on contribution requirements as stipulated by state statute. Projected inflows from investment earnings were calculated using the long-term assumed investment rate of return (7.00%). Based on those assumptions, the plan's fiduciary net position was projected to be available to make all future benefit payments of current plan members. Therefore, the long-term expected rate of return on pension plan investments was applied to all periods of projected benefits to determine the total pension liability.

**Sensitivity of the ESC's Proportionate Share of the Net Pension Liability to Changes in the Discount Rate** - Net pension liability is sensitive to changes in the discount rate, and to illustrate the potential impact the following table presents the net pension liability calculated using the discount rate of 7.00%, as well as what each plan's net pension liability would be if it were calculated using a discount rate that is one percentage point lower (6.00%), or one percentage point higher (8.00%) than the current rate.

	<u>1% Decrease</u>	<u>Current Discount Rate</u>	<u>1% Increase</u>
ESC's proportionate share of the net pension liability	\$ 5,922,865	\$ 3,559,939	\$ 1,567,181

THIS SPACE INTENTIONALLY LEFT BLANK

**NORTH POINT EDUCATIONAL SERVICE CENTER  
ERIE COUNTY, OHIO**

NOTES TO THE BASIC FINANCIAL STATEMENTS  
FOR THE FISCAL YEAR ENDED JUNE 30, 2022

**NOTE 10 - DEFINED BENEFIT PENSION PLANS - (Continued)**

***Actuarial Assumptions - STRS***

Key methods and assumptions used in the latest actuarial valuation, reflecting experience study results used in the June 30, 2021, actuarial valuation are presented below:

	June 30, 2021	June 30, 2020
Inflation	2.50%	2.50%
Projected salary increases	12.50% at age 20 to 2.50% at age 65	12.50% at age 20 to 2.50% at age 65
Investment rate of return	7.00%, net of investment expenses, including inflation	7.45%, net of investment expenses, including inflation
Discount rate of return	7.00%	7.45%
Payroll increases	3.00%	3.00%
Cost-of-living adjustments (COLA)	0.00%	0.00%

For the June 30, 2021, actuarial valuation, post-retirement mortality rates are based on the RP-2014 Annuitant Mortality Tables with 50% of rates through age 69, 70% of rates between ages 70 and 79, 90% of rates between ages 80 and 84, and 100% of rates thereafter, projected forward generationally using mortality improvement scale MP-2016. Pre-retirement mortality rates are based on RP-2014 Employee Mortality Tables, projected forward generationally using mortality improvement scale MP-2016. Post-retirement disabled mortality rates are based on the RP-2014 Disabled Mortality Tables with 90% of rates for males and 100% of rates for females, projected forward generationally using mortality improvement scale MP-2016.

Actuarial assumptions used in the June 30, 2021 valuation are based on the results of an actuarial experience study for the period July 1, 2011 through June 30, 2016.

STRS Ohio's investment consultant develops an estimate range for the investment return assumption based on the target allocation adopted by the Retirement Board. The target allocation and long-term expected rate of return for each major asset class are summarized as follows:

<u>Asset Class</u>	<u>Target Allocation</u>	<u>Long-Term Expected Real Rate of Return *</u>
Domestic Equity	28.00 %	7.35 %
International Equity	23.00	7.55
Alternatives	17.00	7.09
Fixed Income	21.00	3.00
Real Estate	10.00	6.00
Liquidity Reserves	1.00	2.25
Total	<u>100.00 %</u>	

\*10-Year geometric nominal returns, which include the real rate of return and inflation of 2.25% and does not include investment expenses. Over a 30-year period, STRS' investment consultant indicates that the above target allocations should generate a return above the actuarial rate of return, without net value added by management.

***Discount Rate*** - The discount rate used to measure the total pension liability was 7.00% as of June 30, 2021. The projection of cash flows used to determine the discount rate assumes that member and employer contributions will be made at the statutory contribution rates in accordance with the rates described previously. For this purpose, only employer contributions that are intended to fund benefits of current plan members and their beneficiaries are included.

**NORTH POINT EDUCATIONAL SERVICE CENTER  
ERIE COUNTY, OHIO**

NOTES TO THE BASIC FINANCIAL STATEMENTS  
FOR THE FISCAL YEAR ENDED JUNE 30, 2022

**NOTE 10 - DEFINED BENEFIT PENSION PLANS - (Continued)**

Based on those assumptions, STRS Ohio’s fiduciary net position was projected to be available to make all projected future benefit payments to current plan members as of June 30, 2021. Therefore, the long-term expected rate of return on pension plan investments of 7.00% was applied to all periods of projected benefit payments to determine the total pension liability as of June 30, 2021.

*Sensitivity of the ESC's Proportionate Share of the Net Pension Liability to Changes in the Discount Rate* - The following table represents the net pension liability as of June 30, 2021, calculated using the current period discount rate assumption of 7.00%, as well as what the net pension liability would be if it were calculated using a discount rate that is one percentage point lower (6.00%) or one percentage point higher (8.00%) than the current assumption:

	1% Decrease	Current Discount Rate	1% Increase
ESC's proportionate share of the net pension liability	\$ 17,114,033	\$ 9,139,057	\$ 2,400,219

*Changes Between Measurement Date and Reporting Date* - STRS approved a one-time 3.00% cost-of-living adjustment to eligible benefit recipients effective July 1, 2022. It is unknown what the effect this change will have on the net pension liability.

**NOTE 11 - DEFINED BENEFIT OPEB PLANS**

*Net OPEB Liability (Asset)*

See Note 10 for a description of the net OPEB liability (asset).

*Plan Description - School Employees Retirement System (SERS)*

Health Care Plan Description – The ESC contributes to the SERS Health Care Fund, administered by SERS for non-certificated retirees and their beneficiaries. For GASB 75 purposes, this plan is considered a cost-sharing other postemployment benefit (OPEB) plan. SERS’ Health Care Plan provides healthcare benefits to eligible individuals receiving retirement, disability, and survivor benefits, and to their eligible dependents. Members who retire after June 1, 1986, need 10 years of service credit, exclusive of most types of purchased credit, to qualify to participate in SERS’ health care coverage. In addition to age and service retirees, disability benefit recipients and beneficiaries who are receiving monthly benefits due to the death of a member or retiree, are eligible for SERS’ health care coverage. Most retirees and dependents choosing SERS’ health care coverage are over the age of 65 and therefore enrolled in a fully insured Medicare Advantage plan; however, SERS maintains a traditional, self-insured preferred provider organization for its non-Medicare retiree population. For both groups, SERS offers a self-insured prescription drug program. Health care is a benefit that is permitted, not mandated, by statute. The financial report of the Plan is included in the SERS Annual Comprehensive Financial Report which can be obtained on SERS’ website at [www.ohsers.org](http://www.ohsers.org) under Employers/Audit Resources.

Access to health care for retirees and beneficiaries is permitted in accordance with Section 3309 of the Ohio Revised Code. The Health Care Fund was established and is administered in accordance with Internal Revenue Code Section 105(e). SERS’ Retirement Board reserves the right to change or discontinue any health plan or program. Active employee members do not contribute to the Health Care Plan. The SERS Retirement Board established the rules for the premiums paid by the retirees for health care coverage for themselves and their dependents or for their surviving beneficiaries. Premiums vary depending on the plan selected, qualified years of service, Medicare eligibility, and retirement status.

**NORTH POINT EDUCATIONAL SERVICE CENTER  
ERIE COUNTY, OHIO**

NOTES TO THE BASIC FINANCIAL STATEMENTS  
FOR THE FISCAL YEAR ENDED JUNE 30, 2022

**NOTE 11 - DEFINED BENEFIT OPEB PLANS - (Continued)**

Funding Policy - State statute permits SERS to fund the health care benefits through employer contributions. Each year, after the allocation for statutorily required pensions and benefits, the Retirement Board may allocate the remainder of the employer contribution of 14% of covered payroll to the Health Care Fund in accordance with the funding policy.

For the fiscal year ended June 30, 2022, SERS did not allocate any employer contributions to post-employment health care. An additional health care surcharge on employers is collected for employees earning less than an actuarially determined minimum compensation amount, pro-rated if less than a full year of service credit was earned. For fiscal year 2022, this amount was \$25,000. Statutes provide that no employer shall pay a health care surcharge greater than 2% of that employer's SERS-covered payroll; nor may SERS collect in aggregate more than 1.5% of the total statewide SERS-covered payroll for the health care surcharge. For fiscal year 2022, the ESC's surcharge obligation was \$64,464.

The surcharge added to the allocated portion of the 14% employer contribution rate is the total amount assigned to the Health Care Fund. The ESC's contractually required contribution to SERS was \$64,464 for fiscal year 2022. Of this amount, \$64,464 is reported as pension and postemployment benefits payable.

***Plan Description - State Teachers Retirement System (STRS)***

Plan Description - The State Teachers Retirement System of Ohio (STRS) administers a cost-sharing Health Plan administered for eligible retirees who participated in the defined benefit or combined pension plans offered by STRS. Ohio law authorizes STRS to offer this plan. Benefits include hospitalization, physicians' fees, prescription drugs and partial reimbursement of monthly Medicare Part B premiums. The Medicare Part B monthly reimbursement elimination date was postponed indefinitely. The Plan is included in the report of STRS which can be obtained by visiting [www.strsoh.org](http://www.strsoh.org) or by calling (888) 227-7877.

Funding Policy - Ohio Revised Code Chapter 3307 authorizes STRS to offer the Plan and gives the Retirement Board discretionary authority over how much, if any, of the health care costs will be absorbed by STRS. Active employee members do not contribute to the Health Care Plan. Nearly all health care plan enrollees, for the most recent year, pay a portion of the health care costs in the form of a monthly premium. Under Ohio law, funding for post-employment health care may be deducted from employer contributions, currently 14% of covered payroll. For the fiscal year ended June 30, 2022, STRS did not allocate any employer contributions to post-employment health care.

***OPEB Liabilities (Assets), OPEB Expense, and Deferred Outflows of Resources and Deferred Inflows of Resources Related to OPEB***

The net OPEB liability (asset) was measured as of June 30, 2021, and the total OPEB liability (asset) used to calculate the net OPEB liability (asset) was determined by an actuarial valuation as of that date. The ESC's proportion of the net OPEB liability (asset) was based on the ESC's share of contributions to the respective retirement systems relative to the contributions of all participating entities.

THIS SPACE INTENTIONALLY LEFT BLANK

**NORTH POINT EDUCATIONAL SERVICE CENTER  
ERIE COUNTY, OHIO**

NOTES TO THE BASIC FINANCIAL STATEMENTS  
FOR THE FISCAL YEAR ENDED JUNE 30, 2022

**NOTE 11 - DEFINED BENEFIT OPEB PLANS - (Continued)**

Following is information related to the proportionate share and OPEB expense:

	<u>SERS</u>	<u>STRS</u>	<u>Total</u>
Proportion of the net OPEB liability (asset) prior measurement date	0.103617500%	0.074517960%	
Proportion of the net OPEB liability (asset) current measurement date	0.099647800%	0.071477624%	
Change in proportionate share	<u>-0.003969700%</u>	<u>-0.003040336%</u>	
Proportionate share of the net OPEB liability	\$ 1,885,916	\$ -	\$ 1,885,916
Proportionate share of the net OPEB (asset)	\$ -	\$ (1,507,047)	\$ (1,507,047)
OPEB expense	\$ (157,852)	\$ (101,750)	\$ (259,602)

At June 30, 2022, the ESC reported deferred outflows of resources and deferred inflows of resources related to OPEB from the following sources:

	<u>SERS</u>	<u>STRS</u>	<u>Total</u>
<b>Deferred outflows of resources</b>			
Differences between expected and actual experience	\$ 20,104	\$ 53,662	\$ 73,766
Changes of assumptions	295,854	96,264	392,118
Difference between employer contributions and proportionate share of contributions/ change in proportionate share	-	34,015	34,015
Contributions subsequent to the measurement date	<u>64,464</u>	<u>-</u>	<u>64,464</u>
Total deferred outflows of resources	<u>\$ 380,422</u>	<u>\$ 183,941</u>	<u>\$ 564,363</u>

	<u>SERS</u>	<u>STRS</u>	<u>Total</u>
<b>Deferred inflows of resources</b>			
Differences between expected and actual experience	\$ 939,271	\$ 276,121	\$ 1,215,392
Net difference between projected and actual earnings on OPEB plan investments	40,970	417,726	458,696
Changes of assumptions	258,258	899,067	1,157,325
Difference between employer contributions and proportionate share of contributions/ change in proportionate share	<u>565,014</u>	<u>43,254</u>	<u>608,268</u>
Total deferred inflows of resources	<u>\$ 1,803,513</u>	<u>\$ 1,636,168</u>	<u>\$ 3,439,681</u>

\$64,464 reported as deferred outflows of resources related to OPEB resulting from ESC contributions subsequent to the measurement date will be recognized as a reduction of the net OPEB liability (asset) in the fiscal year ending June 30, 2023.



**NORTH POINT EDUCATIONAL SERVICE CENTER  
ERIE COUNTY, OHIO**

NOTES TO THE BASIC FINANCIAL STATEMENTS  
FOR THE FISCAL YEAR ENDED JUNE 30, 2022

**NOTE 11 - DEFINED BENEFIT OPEB PLANS - (Continued)**

Other amounts reported as deferred outflows of resources and deferred inflows of resources related to OPEB will be recognized in OPEB expense as follows:

	SERS	STRS	Total
Fiscal Year Ending June 30:			
2023	\$ (349,676)	\$ (408,131)	\$ (757,807)
2024	(349,962)	(397,679)	(747,641)
2025	(328,026)	(408,228)	(736,254)
2026	(273,261)	(179,029)	(452,290)
2027	(143,210)	(60,273)	(203,483)
Thereafter	(43,420)	1,113	(42,307)
Total	\$ (1,487,555)	\$ (1,452,227)	\$ (2,939,782)

***Actuarial Assumptions - SERS***

The total OPEB liability is determined by SERS' actuaries in accordance with GASB Statement No. 74, as part of their annual actuarial valuation for each retirement plan. Actuarial valuations of an ongoing plan involve estimates of the value of reported amounts (e.g., salaries, credited service) and assumptions about the probability of occurrence of events far into the future (e.g., mortality, disabilities, retirements, employment terminations). Actuarially determined amounts are subject to continual review and potential modifications, as actual results are compared with past expectations and new estimates are made about the future.

Projections of benefits for financial reporting purposes are based on the substantive plan (the plan as understood by the employers and plan members) and include the types of benefits provided at the time of each valuation and the historical pattern of sharing benefit costs between the employers and plan members to that point. The projection of benefits for financial reporting purposes does not explicitly incorporate the potential effects of legal or contractual funding limitations.

Actuarial calculations reflect a long-term perspective. For a newly hired employee, actuarial calculations will take into account the employee's entire career with the employer and also take into consideration the benefits, if any, paid to the employee after termination of employment until the death of the employee and any applicable contingent annuitant. In many cases, actuarial calculations reflect several decades of service with the employer and the payment of benefits after termination.

THIS SPACE INTENTIONALLY LEFT BLANK

**NORTH POINT EDUCATIONAL SERVICE CENTER  
ERIE COUNTY, OHIO**

NOTES TO THE BASIC FINANCIAL STATEMENTS  
FOR THE FISCAL YEAR ENDED JUNE 30, 2022

**NOTE 11 - DEFINED BENEFIT OPEB PLANS - (Continued)**

Key methods and assumptions used in calculating the total OPEB liability in the latest actuarial valuation date of June 30, 2021 are presented below:

Wage inflation:	
Current measurement date	2.40%
Prior measurement date	3.00%
Future salary increases, including inflation:	
Current measurement date	3.25% to 13.58%
Prior measurement date	3.50% to 18.20%
Investment rate of return:	
Current measurement date	7.00% net of investment expense, including inflation
Prior measurement date	7.50% net of investment expense, including inflation
Municipal bond index rate:	
Current measurement date	1.92%
Prior measurement date	2.45%
Single equivalent interest rate, net of plan investment expense, including price inflation:	
Current measurement date	2.27%
Prior measurement date	2.63%
Medical trend assumption:	
Current measurement date	
Medicare	5.125 to 4.400%
Pre-Medicare	6.750 to 4.400%
Prior measurement date	
Medicare	5.25 to 4.75%
Pre-Medicare	7.00 to 4.75%

In 2021, Mortality rates were based on the PUB-2010 General Employee Amount Weight Below Median Healthy Retiree mortality table projected to 2017 with ages set forward 1 year and adjusted 94.20% for males and set forward 2 years and adjusted 81.35% for females. Mortality among disabled members were based upon the PUB-2010 General Disabled Retiree mortality table projected to 2017 with ages set forward 5 years and adjusted 103.3% for males and set forward 3 years and adjusted 106.8% for females. Future improvement in mortality rates is reflected by applying the MP-2020 projection scale generationally.

In the prior measurement date, the mortality rates were based on the RP-2014 Blue Collar Mortality Table with fully generational projection and a five-year age set-back for both males and females. Mortality among service retired members, and beneficiaries were based upon the RP-2014 Blue Collar Mortality Table with fully generational projection with Scale BB, 120% of male rates, and 110% of female rates. Mortality among disabled members was based upon the RP-2000 Disabled Mortality Table, 90% for male rates and 100% for female rates, set back five years is used for the period after disability retirement.

The most recent experience study was completed for the five-year period ended June 30, 2020.

**NORTH POINT EDUCATIONAL SERVICE CENTER  
ERIE COUNTY, OHIO**

NOTES TO THE BASIC FINANCIAL STATEMENTS  
FOR THE FISCAL YEAR ENDED JUNE 30, 2022

**NOTE 11 - DEFINED BENEFIT OPEB PLANS - (Continued)**

The long-term expected rate of return on plan assets is reviewed as part of the actuarial five-year experience study. The most recent study covers fiscal years 2015 through 2020 and was adopted by the Board in 2021. Several factors are considered in evaluating the long-term rate of return assumption including long-term historical data, estimates inherent in current market data, and a log-normal distribution analysis in which best-estimate ranges of expected future real rates of return were developed by the investment consultant for each major asset class. These ranges were combined to produce the long-term expected rate of return, 7.00%, by weighting the expected future real rates of return by the target asset allocation percentage and then adding expected inflation. The capital market assumptions developed by the investment consultant are intended for use over a 10-year horizon and may not be useful in setting the long-term rate of return for funding pension plans which covers a longer timeframe. The assumption is intended to be a long-term assumption and is not expected to change absent a significant change in the asset allocation, a change in the inflation assumption, or a fundamental change in the market that alters expected returns in future years.

The target asset allocation and best estimates of arithmetic real rates of return for each major asset class, as used in the June 30, 2020 five-year experience study, are summarized as follows:

Asset Class	Target Allocation	Long-Term Expected Real Rate of Return
Cash	2.00 %	(0.33) %
US Equity	24.75	5.72
Non-US Equity Developed	13.50	6.55
Non-US Equity Emerging	6.75	8.54
Fixed Income/Global Bonds	19.00	1.14
Private Equity	11.00	10.03
Real Estate/Real Assets	16.00	5.41
Multi-Asset Strategy	4.00	3.47
Private Debt/Private Credit	3.00	5.28
Total	<u>100.00 %</u>	

**Discount Rate** - The discount rate used to measure the total OPEB liability at June 30, 2021 was 2.27%. The discount rate used to measure total OPEB liability prior to June 30, 2021 was 2.63%. The projection of cash flows used to determine the discount rate assumed that contributions will be made from members and the System at the contribution rate of 1.50% of projected covered payroll each year, which includes a 1.50% payroll surcharge and no contributions from the basic benefits plan. Based on these assumptions, the OPEB plan's fiduciary net position was projected to become insufficient to make all projected future benefit payments of current System members by SERS actuaries. The Municipal Bond Index Rate is used in the determination of the SEIR for both the June 30, 2020 and the June 30, 2021 total OPEB liability. The Municipal Bond Index rate is the single rate that will generate a present value of benefit payments equal to the sum of the present value determined by the long-term expected rate of return, and the present value determined by discounting those benefits after the date of depletion. The Municipal Bond Index Rate is 1.92% at June 30, 2021 and 2.45% at June 30, 2020.

**Sensitivity of the ESC's Proportionate Share of the Net OPEB Liability to Changes in the Discount Rate and Changes in the Health Care Cost Trend Rates** - The net OPEB liability is sensitive to changes in the discount rate and the health care cost trend rate. The following table presents the net OPEB liability, what the net OPEB liability would be if it were calculated using a discount rate that is 1 percentage point lower (1.27%) and higher (3.27%) than the current discount rate (2.27%). Also shown is what the net OPEB liability would be based on health care cost trend rates that are 1 percentage point lower (5.75% decreasing to 3.40%) and higher (7.75% decreasing to 5.40%) than the current rate (6.75% decreasing to 4.40%).

**NORTH POINT EDUCATIONAL SERVICE CENTER  
ERIE COUNTY, OHIO**

NOTES TO THE BASIC FINANCIAL STATEMENTS  
FOR THE FISCAL YEAR ENDED JUNE 30, 2022

**NOTE 11 - DEFINED BENEFIT OPEB PLANS - (Continued)**

	1% Decrease	Current Discount Rate	1% Increase
ESC's proportionate share of the net OPEB liability	\$ 2,336,879	\$ 1,885,916	\$ 1,525,656
	1% Decrease	Current Trend Rate	1% Increase
ESC's proportionate share of the net OPEB liability	\$ 1,452,001	\$ 1,885,916	\$ 2,465,494

***Actuarial Assumptions - STRS***

Key methods and assumptions used in the latest actuarial valuation, reflecting experience study results used in the June 30, 2021, actuarial valuation, compared with June 30, 2020, are presented below:

	June 30, 2021		June 30, 2020	
Inflation	2.50%		2.50%	
Projected salary increases	12.50% at age 20 to 2.50% at age 65		12.50% at age 20 to 2.50% at age 65	
Investment rate of return	7.00%, net of investment expenses, including inflation		7.45%, net of investment expenses, including inflation	
Payroll increases	3.00%		3.00%	
Cost-of-living adjustments (COLA)	0.00%		0.00%	
Discount rate of return	7.00%		7.45%	
Blended discount rate of return	N/A		N/A	
Health care cost trends	Initial	Ultimate	Initial	Ultimate
Medical				
Pre-Medicare	5.00%	4.00%	5.00%	4.00%
Medicare	-16.18%	4.00%	-6.69%	4.00%
Prescription Drug				
Pre-Medicare	6.50%	4.00%	6.50%	4.00%
Medicare	29.98%	4.00%	11.87%	4.00%

Projections of benefits include the historical pattern of sharing benefit costs between the employers and retired plan members.

For healthy retirees the mortality rates are based on the RP-2014 Annuitant Mortality Tables with 50% of rates through age 69, 70% of rates between ages 70 and 79, 90% of rates between ages 80 and 84, and 100% of rates thereafter, projected forward generationally using mortality improvement scale MP-2016. For disabled retirees, mortality rates are based on the RP-2014 Disabled Mortality Tables with 90% of rates for males and 100% of rates for females, projected forward generationally using mortality improvement scale MP-2016.

Actuarial assumptions used in the June 30, 2021 valuation are based on the results of an actuarial experience study for the period July 1, 2011 through June 30, 2016.

**NORTH POINT EDUCATIONAL SERVICE CENTER  
ERIE COUNTY, OHIO**

NOTES TO THE BASIC FINANCIAL STATEMENTS  
FOR THE FISCAL YEAR ENDED JUNE 30, 2022

**NOTE 11 - DEFINED BENEFIT OPEB PLANS - (Continued)**

**Assumption Changes Since the Prior Measurement Date** - The discount rate was adjusted to 7.00% from 7.45% for the June 30, 2021 valuation.

**Benefit Term Changes Since the Prior Measurement Date** - The non-Medicare subsidy percentage was increased effective January 1, 2022 from 2.055% to 2.100%. The non-Medicare frozen subsidy base premium was increased effective January 1, 2022. The Medicare Part D subsidy was updated to reflect it is expected to be negative in CY2022. The Part B monthly reimbursement elimination date was postponed indefinitely.

STRS' investment consultant develops an estimate range for the investment return assumption based on the target allocation adopted by the Retirement Board. The target allocation and long-term expected rate of return for each major asset class are summarized as follows:

Asset Class	Target Allocation	Long-Term Expected Real Rate of Return *
Domestic Equity	28.00 %	7.35 %
International Equity	23.00	7.55
Alternatives	17.00	7.09
Fixed Income	21.00	3.00
Real Estate	10.00	6.00
Liquidity Reserves	1.00	2.25
Total	<u>100.00 %</u>	

\*10-Year geometric nominal returns, which include the real rate of return and inflation of 2.25% and does not include investment expenses. Over a 30-year period, STRS' investment consultant indicates that the above target allocations should generate a return above the actuarial rate of return, without net value added by management.

**Discount Rate** - The discount rate used to measure the total OPEB asset was 7.00% as of June 30, 2021. The projection of cash flows used to determine the discount rate assumed STRS Ohio continues to allocate no employer contributions to the health care fund. Based on these assumptions, the OPEB plan's fiduciary net position was projected to be available to make all projected future benefit payments to current plan members as of June 30, 2021. Therefore, the long-term expected rate of return on health care fund investments of 7.00% was applied to all periods of projected health care costs to determine the total OPEB liability as of June 30, 2021.

**Sensitivity of the ESC's Proportionate Share of the Net OPEB (Asset) to Changes in the Discount and Health Care Cost Trend Rate** - The following table represents the net OPEB (asset) as of June 30, 2021, calculated using the current period discount rate assumption of 7.00%, as well as what the net OPEB (asset) would be if it were calculated using a discount rate that is one percentage point lower (6.00%) or one percentage point higher (8.00%) than the current assumption. Also shown is the net OPEB (asset) as if it were calculated using health care cost trend rates that are one percentage point lower or one percentage point higher than the current health care cost trend rates.

	1% Decrease	Discount Rate	1% Increase
ESC's proportionate share of the net OPEB (asset)	\$ (1,271,715)	\$ (1,507,047)	\$ (1,703,632)
	1% Decrease	Trend Rate	1% Increase
ESC's proportionate share of the net OPEB (asset)	\$ (1,695,667)	\$ (1,507,047)	\$ (1,273,802)

**NORTH POINT EDUCATIONAL SERVICE CENTER  
ERIE COUNTY, OHIO**

NOTES TO THE BASIC FINANCIAL STATEMENTS  
FOR THE FISCAL YEAR ENDED JUNE 30, 2022

**NOTE 12 - CONTINGENCIES**

**A. Grants**

The ESC receives significant financial assistance from numerous federal, State and local agencies in the form of grants. The disbursement of funds received under these programs generally requires compliance with terms and conditions specified in the grant agreements and are subject to audit by the grantor agencies. Any disallowed claims resulting from such audits could become a liability of the ESC; however, in the opinion of management, any such disallowed claims will not have a material effect on the financial position of the ESC.

**B. Litigation**

The ESC is involved in no material litigation as either plaintiff or defendant.

**C. Foundation Funding**

Foundation funding is based on the annualized full-time equivalent (FTE) enrollment of each student. Educational service centers must comply with minimum hours of instruction, instead of a minimum number of school days each year. The funding formula the Ohio Department of Education (ODE) is legislatively required to follow will continue to adjust as enrollment information is updated by the ESC, which can extend past the fiscal year-end. As a result of the final fiscal year 2022 FTE reviews, an immaterial intergovernmental payable was due to ODE from the ESC.

**NOTE 13 - OTHER COMMITMENTS**

The ESC utilizes encumbrance accounting as part of its budgetary controls. Encumbrances outstanding at year end may be reported as part of restricted, committed, or assigned classifications of fund balance. At year end, the ESC's commitments for encumbrances in the governmental funds were as follows:

Fund	Year-End Encumbrances
General	\$ 176,437
Nonmajor governmental funds	21,129
Total	\$ 197,566

**NOTE 14 - COVID-19**

The United States and the State of Ohio declared a state of emergency in March of 2020 due to the COVID-19 pandemic. Ohio's state of emergency ended in June, 2021 while the national state of emergency continues. During fiscal year 2022, the ESC received COVID-19 funding. The financial impact of COVID-19 and the continuing emergency measures may impact subsequent periods of the ESC. The impact on the ESC's future operating costs, revenues, and additional recovery from emergency funding, either federal or state, cannot be estimated.

**This page intentionally left blank.**

**NORTH POINT EDUCATIONAL SERVICE CENTER  
ERIE COUNTY, OHIO**

SCHEDULES OF REQUIRED SUPPLEMENTARY INFORMATION

SCHEDULE OF THE ESC'S PROPORTIONATE SHARE OF  
THE NET PENSION LIABILITY  
SCHOOL EMPLOYEES RETIREMENT SYSTEM (SERS) OF OHIO

LAST NINE FISCAL YEARS

	<u>2022</u>	<u>2021</u>	<u>2020</u>	<u>2019</u>
ESC's proportion of the net pension liability	0.096482900%	0.09942760%	0.11615970%	0.12040340%
ESC's proportionate share of the net pension liability	\$ 3,559,939	\$ 6,576,351	\$ 6,950,039	\$ 6,895,726
ESC's covered payroll	\$ 3,365,314	\$ 3,476,257	\$ 3,977,296	\$ 3,849,548
ESC's proportionate share of the net pension liability as a percentage of its covered payroll	105.78%	189.18%	174.74%	179.13%
Plan fiduciary net position as a percentage of the total pension liability	82.86%	68.55%	70.85%	71.36%

Note: Information prior to 2014 was unavailable. Schedule is intended to show information for 10 years. Additional years will be displayed as they become available.

Amounts presented for each fiscal year were determined as of the ESC's measurement date which is the prior year-end.

SEE ACCOMPANYING NOTES TO THE REQUIRED SUPPLEMENTARY INFORMATION



<u>2018</u>	<u>2017</u>	<u>2016</u>	<u>2015</u>	<u>2014</u>
0.12608550%	0.12765530%	0.12878280%	0.15575100%	0.15575100%
\$ 7,533,330	\$ 9,343,190	\$ 7,348,471	\$ 7,862,469	\$ 9,262,012
\$ 4,171,793	\$ 4,065,500	\$ 3,877,033	\$ 4,525,815	\$ 3,664,689
180.58%	229.82%	189.54%	173.72%	252.74%
69.50%	62.98%	69.16%	71.70%	65.52%

**NORTH POINT EDUCATIONAL SERVICE CENTER  
ERIE COUNTY, OHIO**

SCHEDULES OF REQUIRED SUPPLEMENTARY INFORMATION

SCHEDULE OF THE ESC'S PROPORTIONATE SHARE OF  
THE NET PENSION LIABILITY  
STATE TEACHERS RETIREMENT SYSTEM (STRS) OF OHIO

	LAST NINE FISCAL YEARS			
	2022	2021	2020	2019
ESC's proportion of the net pension liability	0.071477624%	0.07451796%	0.07747567%	0.08043122%
ESC's proportionate share of the net pension liability	\$ 9,139,057	\$ 18,030,695	\$ 17,133,279	\$ 17,685,019
ESC's covered payroll	\$ 8,947,129	\$ 8,294,086	\$ 8,508,457	\$ 8,515,871
ESC's proportionate share of the net pension liability as a percentage of its covered payroll	102.15%	217.39%	201.37%	207.67%
Plan fiduciary net position as a percentage of the total pension liability	87.78%	75.48%	77.40%	77.31%

Note: Information prior to 2014 was unavailable. Schedule is intended to show information for 10 years. Additional years will be displayed as they become available.

Amounts presented for each fiscal year were determined as of the ESC's measurement date which is the prior year-end.

SEE ACCOMPANYING NOTES TO THE REQUIRED SUPPLEMENTARY INFORMATION

<b>2018</b>	<b>2017</b>	<b>2016</b>	<b>2015</b>	<b>2014</b>
0.08194262%	0.07971647%	0.08269208%	0.08659003%	0.08659003%
\$ 19,465,645	\$ 26,683,505	\$ 22,853,672	\$ 21,061,692	\$ 25,088,550
\$ 8,015,050	\$ 7,765,879	\$ 8,834,186	\$ 8,847,108	\$ 10,074,808
242.86%	343.60%	258.70%	238.06%	249.02%
75.30%	66.80%	72.10%	74.70%	69.30%

**NORTH POINT EDUCATIONAL SERVICE CENTER  
ERIE COUNTY, OHIO**

SCHEDULES OF REQUIRED SUPPLEMENTARY INFORMATION

SCHEDULE OF ESC PENSION CONTRIBUTIONS  
SCHOOL EMPLOYEES RETIREMENT SYSTEM (SERS) OF OHIO

	LAST TEN FISCAL YEARS			
	<u>2022</u>	<u>2021</u>	<u>2020</u>	<u>2019</u>
Contractually required contribution	\$ 499,970	\$ 471,144	\$ 486,676	\$ 536,935
Contributions in relation to the contractually required contribution	<u>(499,970)</u>	<u>(471,144)</u>	<u>(486,676)</u>	<u>(536,935)</u>
Contribution deficiency (excess)	<u>\$ -</u>	<u>\$ -</u>	<u>\$ -</u>	<u>\$ -</u>
ESC's covered payroll	\$ 3,571,214	\$ 3,365,314	\$ 3,476,257	\$ 3,977,296
Contributions as a percentage of covered payroll	14.00%	14.00%	14.00%	13.50%

SEE ACCOMPANYING NOTES TO THE REQUIRED SUPPLEMENTARY INFORMATION

<u>2018</u>	<u>2017</u>	<u>2016</u>	<u>2015</u>	<u>2014</u>	<u>2013</u>
\$ 519,689	\$ 584,051	\$ 569,170	\$ 510,993	\$ 627,278	\$ 507,193
<u>(519,689)</u>	<u>(584,051)</u>	<u>(569,170)</u>	<u>(510,993)</u>	<u>(627,278)</u>	<u>(507,193)</u>
<u>\$ -</u>	<u>\$ -</u>	<u>\$ -</u>	<u>\$ -</u>	<u>\$ -</u>	<u>\$ -</u>
\$ 3,849,548	\$ 4,171,793	\$ 4,065,500	\$ 3,877,033	\$ 4,525,815	\$ 3,664,689
13.50%	14.00%	14.00%	13.18%	13.86%	13.84%

**NORTH POINT EDUCATIONAL SERVICE CENTER  
ERIE COUNTY, OHIO**

SCHEDULES OF REQUIRED SUPPLEMENTARY INFORMATION

SCHEDULE OF ESC PENSION CONTRIBUTIONS  
STATE TEACHERS RETIREMENT SYSTEM (STRS) OF OHIO

	LAST TEN FISCAL YEARS			
	<u>2022</u>	<u>2021</u>	<u>2020</u>	<u>2019</u>
Contractually required contribution	\$ 1,164,655	\$ 1,252,598	\$ 1,161,172	\$ 1,191,184
Contributions in relation to the contractually required contribution	<u>(1,164,655)</u>	<u>(1,252,598)</u>	<u>(1,161,172)</u>	<u>(1,191,184)</u>
Contribution deficiency (excess)	<u>\$ -</u>	<u>\$ -</u>	<u>\$ -</u>	<u>\$ -</u>
ESC's covered payroll	\$ 8,318,964	\$ 8,947,129	\$ 8,294,086	\$ 8,508,457
Contributions as a percentage of covered payroll	14.00%	14.00%	14.00%	14.00%

SEE ACCOMPANYING NOTES TO THE REQUIRED SUPPLEMENTARY INFORMATION

<u>2018</u>	<u>2017</u>	<u>2016</u>	<u>2015</u>	<u>2014</u>	<u>2013</u>
\$ 1,192,222	\$ 1,122,107	\$ 1,087,223	\$ 1,236,786	\$ 1,150,124	\$ 1,309,725
<u>(1,192,222)</u>	<u>(1,122,107)</u>	<u>(1,087,223)</u>	<u>(1,236,786)</u>	<u>(1,150,124)</u>	<u>(1,309,725)</u>
<u>\$ -</u>	<u>\$ -</u>	<u>\$ -</u>	<u>\$ -</u>	<u>\$ -</u>	<u>\$ -</u>
\$ 8,515,871	\$ 8,015,050	\$ 7,765,879	\$ 8,834,186	\$ 8,847,108	\$ 10,074,808
14.00%	14.00%	14.00%	14.00%	13.00%	13.00%

**NORTH POINT EDUCATIONAL SERVICE CENTER  
ERIE COUNTY, OHIO**

SCHEDULES OF REQUIRED SUPPLEMENTARY INFORMATION

SCHEDULE OF THE ESC'S PROPORTIONATE SHARE OF  
THE NET OPEB LIABILITY  
SCHOOL EMPLOYEES RETIREMENT SYSTEM (SERS) OF OHIO

LAST SIX FISCAL YEARS

	<u>2022</u>	<u>2021</u>	<u>2020</u>	<u>2019</u>
ESC's proportion of the net OPEB liability	0.099647800%	0.10361750%	0.11895730%	0.12208750%
ESC's proportionate share of the net OPEB liability	\$ 1,885,916	\$ 2,251,947	\$ 2,991,526	\$ 3,387,037
ESC's covered payroll	\$ 3,365,314	\$ 3,476,257	\$ 3,977,296	\$ 3,849,548
ESC's proportionate share of the net OPEB liability as a percentage of its covered payroll	56.04%	64.78%	75.22%	87.99%
Plan fiduciary net position as a percentage of the total OPEB liability	24.08%	18.17%	15.57%	13.57%

Note: Information prior to 2017 was unavailable. Schedule is intended to show information for 10 years. Additional years will be displayed as they become available.

Amounts presented for each fiscal year were determined as of the ESC's measurement date which is the prior year-end.

SEE ACCOMPANYING NOTES TO THE REQUIRED SUPPLEMENTARY INFORMATION



<u>2018</u>	<u>2017</u>
0.12804730%	0.12918577%
\$ 3,436,453	\$ 3,682,272
\$ 4,171,793	\$ 4,065,500
82.37%	90.57%
12.46%	11.49%

**NORTH POINT EDUCATIONAL SERVICE CENTER  
ERIE COUNTY, OHIO**

SCHEDULES OF REQUIRED SUPPLEMENTARY INFORMATION

SCHEDULE OF THE ESC'S PROPORTIONATE SHARE OF  
THE NET OPEB LIABILITY (ASSET)  
STATE TEACHERS RETIREMENT SYSTEM (STRS) OF OHIO

LAST SIX FISCAL YEARS

	<u>2022</u>	<u>2021</u>	<u>2020</u>	<u>2019</u>
ESC's proportion of the net OPEB liability (asset)	0.071477624%	0.07451796%	0.07747567%	0.08043122%
ESC's proportionate share of the net OPEB liability (asset)	\$ (1,507,047)	\$ (1,309,653)	\$ (1,283,183)	\$ (1,292,447)
ESC's covered payroll	\$ 8,947,129	\$ 8,294,086	\$ 8,508,457	\$ 8,515,871
ESC's proportionate share of the net OPEB liability (asset) as a percentage of its covered payroll	16.84%	15.79%	15.08%	15.18%
Plan fiduciary net position as a percentage of the total OPEB liability (asset)	174.73%	182.10%	174.70%	176.00%

Note: Information prior to 2017 was unavailable. Schedule is intended to show information for 10 years. Additional years will be displayed as they become available.

Amounts presented for each fiscal year were determined as of the ESC's measurement date which is the prior year-end.

SEE ACCOMPANYING NOTES TO THE REQUIRED SUPPLEMENTARY INFORMATION

<u>2018</u>	<u>2017</u>
0.08194262%	0.07971647%
\$ 3,197,099	\$ 4,263,258
\$ 8,015,050	\$ 7,765,879
39.89%	54.90%
47.10%	37.30%

**NORTH POINT EDUCATIONAL SERVICE CENTER  
ERIE COUNTY, OHIO**

SCHEDULES OF REQUIRED SUPPLEMENTARY INFORMATION

SCHEDULE OF ESC OPEB CONTRIBUTIONS  
SCHOOL EMPLOYEES RETIREMENT SYSTEM (SERS) OF OHIO

	LAST TEN FISCAL YEARS			
	<u>2022</u>	<u>2021</u>	<u>2020</u>	<u>2019</u>
Contractually required contribution	\$ 64,464	\$ 64,760	\$ 68,655	\$ 92,102
Contributions in relation to the contractually required contribution	<u>(64,464)</u>	<u>(64,760)</u>	<u>(68,655)</u>	<u>(92,102)</u>
Contribution deficiency (excess)	<u>\$ -</u>	<u>\$ -</u>	<u>\$ -</u>	<u>\$ -</u>
ESC's covered payroll	\$ 3,571,214	\$ 3,365,314	\$ 3,476,257	\$ 3,977,296
Contributions as a percentage of covered payroll	1.81%	1.92%	1.97%	2.32%

SEE ACCOMPANYING NOTES TO THE REQUIRED SUPPLEMENTARY INFORMATION

<u>2018</u>	<u>2017</u>	<u>2016</u>	<u>2015</u>	<u>2014</u>	<u>2013</u>
\$ 84,931	\$ 70,250	\$ 64,601	\$ 105,534	\$ 78,195	\$ 64,857
<u>(84,931)</u>	<u>(70,250)</u>	<u>(64,601)</u>	<u>(105,534)</u>	<u>(78,195)</u>	<u>(64,857)</u>
<u>\$ -</u>	<u>\$ -</u>	<u>\$ -</u>	<u>\$ -</u>	<u>\$ -</u>	<u>\$ -</u>
\$ 3,849,548	\$ 4,171,793	\$ 4,065,500	\$ 3,877,033	\$ 4,525,815	\$ 3,664,689
2.21%	1.68%	1.59%	2.72%	1.73%	1.77%

**NORTH POINT EDUCATIONAL SERVICE CENTER  
ERIE COUNTY, OHIO**

SCHEDULES OF REQUIRED SUPPLEMENTARY INFORMATION

SCHEDULE OF ESC OPEB CONTRIBUTIONS  
STATE TEACHERS RETIREMENT SYSTEM (STRS) OF OHIO

	LAST TEN FISCAL YEARS			
	<u>2022</u>	<u>2021</u>	<u>2020</u>	<u>2019</u>
Contractually required contribution	\$ -	\$ -	\$ -	\$ -
Contributions in relation to the contractually required contribution	<u>-</u>	<u>-</u>	<u>-</u>	<u>-</u>
Contribution deficiency (excess)	<u>\$ -</u>	<u>\$ -</u>	<u>\$ -</u>	<u>\$ -</u>
ESC's covered payroll	\$ 8,318,964	\$ 8,947,129	\$ 8,294,086	\$ 8,508,457
Contributions as a percentage of covered payroll	0.00%	0.00%	0.00%	0.00%

SEE ACCOMPANYING NOTES TO THE REQUIRED SUPPLEMENTARY INFORMATION

<u>2018</u>	<u>2017</u>	<u>2016</u>	<u>2015</u>	<u>2014</u>	<u>2013</u>
\$ -	\$ -	\$ -	\$ -	\$ 88,471	\$ 100,748
-	-	-	-	(88,471)	(100,748)
<u>\$ -</u>	<u>\$ -</u>	<u>\$ -</u>	<u>\$ -</u>	<u>\$ -</u>	<u>\$ -</u>
\$ 8,515,871	\$ 8,015,050	\$ 7,765,879	\$ 8,834,186	\$ 8,847,108	\$ 10,074,808
0.00%	0.00%	0.00%	0.00%	1.00%	1.00%

**NORTH POINT EDUCATIONAL SERVICE CENTER  
ERIE COUNTY, OHIO**

NOTES TO THE REQUIRED SUPPLEMENTARY INFORMATION  
FOR THE FISCAL YEAR ENDED JUNE 30, 2022

---

PENSION

---

*SCHOOL EMPLOYEES RETIREMENT SYSTEM (SERS) OF OHIO*

*Changes in benefit terms :*

- There were no changes in benefit terms from the amounts reported for fiscal years 2014-2017.
- For fiscal year 2018, SERS changed from a fixed 3% annual increase to a Cost of Living Adjustment (COLA) based on the changes in the Consumer Price Index (CPI-W), with a cap of 2.5% and a floor of 0%.
- There were no changes in benefit terms from the amounts previously reported for fiscal year 2019.
- There were no changes in benefit terms from the amounts previously reported for fiscal year 2020.
- There were no changes in benefit terms from the amounts previously reported for fiscal year 2021.
- For fiscal year 2022, SERS changed from a Cost of Living Adjustment (COLA) of 2.5% to 2.0%.

*Changes in assumptions :*

- There were no changes in methods and assumptions used in the calculation of actuarial determined contributions for fiscal years 2014-2016.
- For fiscal year 2017, the following changes of assumptions affected the total pension liability since the prior measurement date: (a) the assumed rate of inflation was reduced from 3.25% to 3.00%, (b) payroll growth assumption was reduced from 4.00% to 3.50%, (c) assumed real wage growth was reduced from 0.75% to 0.50%, (d) rates of withdrawal, retirement and disability were updated to reflect recent experience, (e) mortality among active members was updated to RP-2014 Blue Collar Mortality Table with fully generational projection and a five year age set-back for both males and females, (f) mortality among service retired members and beneficiaries was updated to the following RP-2014 Blue Collar Mortality Table with fully generational projection with Scale BB, 120% of male rates and 110% of female rates, (g) mortality among disabled members was updated to RP-2000 Disabled Mortality Table, 90% for male rates and 100% for female rates, set back five years is used for the period after disability retirement and (h) the discount rate was reduced from 7.75% to 7.50%.
- There were no changes in methods and assumptions used in the calculation of actuarial determined contributions for fiscal year 2018.
- There were no changes in methods and assumptions used in the calculation of actuarial determined contributions for fiscal year 2019.
- There were no changes in methods and assumptions used in the calculation of actuarial determined contributions for fiscal year 2020.
- There were no changes in methods and assumptions used in the calculation of actuarial determined contributions for fiscal year 2021.
- For fiscal year 2022, the following changes of assumptions affected the total pension liability since the prior measurement date: (a) wage inflation decreased from 3.00% to 2.40%, (b) future salary increases changed from 3.50%-18.20% to 3.25%-13.58%, (c) investment rate of return decreased from 7.50% to 7.00%, (d) discount rate decreased from 7.50% to 7.00% and (e) mortality tables changed from the RP-2014 Blue Collar mortality table to the PUB-2010 General Employee Amount Weight Below Median Healthy Retiree mortality table.

*STATE TEACHERS RETIREMENT SYSTEM (STRS) OF OHIO*

*Changes in benefit terms :*

- There were no changes in benefit terms from the amounts reported for fiscal years 2014-2017.
- For fiscal year 2018, STRS decreased the Cost of Living Adjustment (COLA) to zero.
- There were no changes in benefit terms from amounts previously reported for fiscal year 2019.
- There were no changes in benefit terms from amounts previously reported for fiscal year 2020.
- There were no changes in benefit terms from amounts previously reported for fiscal year 2021.
- There were no changes in benefit terms from amounts previously reported for fiscal year 2022.

(Continued)



**NORTH POINT EDUCATIONAL SERVICE CENTER  
ERIE COUNTY, OHIO**

NOTES TO THE REQUIRED SUPPLEMENTARY INFORMATION (CONTINUED)  
FOR THE FISCAL YEAR ENDED JUNE 30, 2022

---

PENSION (CONTINUED)

---

*Changes in assumptions :*

- There were no changes in methods and assumptions used in the calculation of actuarial determined contributions for fiscal years 2014-2017.
- For fiscal year 2018, the following changes of assumption affected the total pension liability since the prior measurement date: (a) the long-term expected rate of return was reduced from 7.75% to 7.45%, (b) the inflation assumption was lowered from 2.75% to 2.50%, (c) the payroll growth assumption was lowered to 3.00%, (d) total salary increases rate was lowered by decreasing the merit component of the individual salary increases, in addition to a decrease of 0.25% due to lower inflation, (e) the healthy and disabled mortality assumptions were updated to the RP-2014 mortality tables with generational improvement scale MP-2016 and (f) rates of retirement, termination and disability were modified to better reflect anticipated future experience.
- There were no changes in methods and assumptions used in the calculation of actuarial determined contributions for fiscal year 2019.
- There were no changes in methods and assumptions used in the calculation of actuarial determined contributions for fiscal year 2020.
- There were no changes in methods and assumptions used in the calculation of actuarial determined contributions for fiscal year 2021.
- For fiscal year 2022, the following changes of assumption affected the total pension liability since the prior measurement date: (a) the long-term expected rate of return was reduced from 7.45% to 7.00% and (b) the discount rate of return was reduced from 7.45% to 7.00%.

---

OTHER POSTEMPLOYMENT BENEFITS (OPEB)

---

*SCHOOL EMPLOYEES RETIREMENT SYSTEM (SERS) OF OHIO*

*Changes in benefit terms :*

- There were no changes in benefit terms from the amounts reported for fiscal years 2014-2022.

*Changes in assumptions :*

- There were no changes in methods and assumptions used in the calculation of actuarial determined contributions for fiscal year 2017.
- For fiscal year 2018, the following changes of assumptions affected the total OPEB liability since the prior measurement date: (a) assumed rate of inflation was reduced from 3.25% to 3.00%, (b) payroll growth assumption was reduced from 4.00% to 3.50%, (c) assumed real wage growth was reduced from 0.75% to 0.50%, (d) rates of withdrawal, retirement, and disability were updated to reflect recent experience, (e) mortality among active members was updated to the following: RP-2014 Blue Collar Mortality Table with fully generational projection and a five-year age set-back for both males and females, (f) mortality among service retired members and beneficiaries was updated to the following: RP-2014 Blue Collar Mortality Table with fully generational projection with Scale BB, 120% of male rates, and 110% of female rates, (g) mortality among disabled members was updated to the following: RP-2000 Disabled Mortality Table, 90% for male rates and 100% for female rates, set back five years is used for the period after disability retirement, (h) the municipal bond index rate increased from 2.92% to 3.56% and (i) the single equivalent interest rate, net of plan investment expense, including price inflation increased from 2.98% to 3.63%.
- For fiscal year 2019, the following changes of assumptions affected the total OPEB liability since the prior measurement date: (a) the discount rate increased from 3.63% to 3.70%, (b) the health care cost trend rates for Medicare were changed from a range of 5.50%-5.00% to a range of 5.375%-4.75% and Pre-Medicare were changed from a range of 7.50%-5.00% to a range of 7.25%-4.75%, (c) the municipal bond index rate increased from 3.56% to 3.62% and (d) the single equivalent interest rate, net of plan investment expense, including price inflation increased from 3.63% to 3.70%.
- For fiscal year 2020, the following changes of assumptions affected the total OPEB liability since the prior measurement date: (a) the discount rate decreased from 3.70% to 3.22%, (b) the health care cost trend rates for Medicare were changed from a range of 5.375%-4.75% to a range of 5.25%-4.75% and Pre-Medicare were changed from a range of 7.25%-4.75% to a range of 7.00%-4.75%, (c) the municipal bond index rate decreased from 3.62% to 3.13% and (d) the single equivalent interest rate, net of plan investment expense, including price inflation decreased from 3.70% to 3.22%.
- For fiscal year 2021, the following changes of assumptions affected the total OPEB liability since the prior measurement date: (a) the discount rate decreased from 3.22% to 2.63% and (b) the municipal bond index rate decreased from 3.13% to 2.45%.
- For fiscal year 2022, the following changes of assumptions affected the total pension liability since the prior measurement date: (a) wage inflation decreased from 3.00% to 2.40%, (b) future salary increases changed from 3.50%-18.20% to 3.25%-13.58%, (c) investment rate of return decreased from 7.50% to 7.00%, (d) discount rate decreased from 7.50% to 7.00% and (e) mortality tables changed from the RP-2014 Blue Collar mortality table to the PUB-2010 General Employee Amount Weight Below Median Healthy Retiree mortality table.

**NORTH POINT EDUCATIONAL SERVICE CENTER  
ERIE COUNTY, OHIO**

NOTES TO THE REQUIRED SUPPLEMENTARY INFORMATION (CONTINUED)  
FOR THE FISCAL YEAR ENDED JUNE 30, 2022

---

OTHER POSTEMPLOYMENT BENEFITS (OPEB) (CONTINUED)

---

*STATE TEACHERS RETIREMENT SYSTEM (STRS) OF OHIO*

*Changes in benefit terms :*

- There were no changes in benefit terms from the amounts previously reported for fiscal year 2017.
- For fiscal year 2018, STRS reduced the subsidy multiplier for non-Medicare benefit recipients from 2.1% to 1.9% per year of service. Medicare Part B premium reimbursements were discontinued for certain survivors and beneficiaries and all remaining Medicare Part B premium reimbursements will be discontinued beginning January 2019.
- For fiscal year 2019, STRS increased the subsidy multiplier for non-Medicare benefit recipients from 1.9% to 1.944% per year of service effective January 1, 2019. The non-Medicare frozen subsidy base premium was increased January 1, 2019 and all remaining Medicare Part B premium reimbursements will be discontinued beginning January 1, 2020.
- For fiscal year 2020, STRS increased the subsidy percentage from 1.944% to 1.984% effective January 1, 2020. The Medicare subsidy percentages were adjusted effective January 1, 2021 to 2.1% for the Medicare plan. The Medicare Part B monthly reimbursement elimination date was postponed to January 1, 2021.
- For fiscal year 2021, the non-Medicare subsidy percentage was increased effective January 1, 2021 from 1.984% to 2.055% per year of service. The non-Medicare frozen subsidy base premium was increased effective January 1, 2021. The Medicare subsidy percentages were adjusted effective January 1, 2021 to 2.1% for the AMA Medicare plan. The Medicare Part B monthly reimbursement elimination date was postponed indefinitely.
- For fiscal year 2022, the non-Medicare subsidy percentage was increased effective January 1, 2022 from 2.055% to 2.100%. The non-Medicare frozen subsidy base premium was increased effective January 1, 2022. The Medicare Part D subsidy was updated to reflect it is expected to be negative in CY2022. The Part B monthly reimbursement elimination date was postponed indefinitely.

*Changes in assumptions :*

- There were no changes in methods and assumptions used in the calculation of actuarial determined contributions for fiscal year 2017.
- For fiscal year 2018, the following changes of assumptions affected the total OPEB liability since the prior measurement date: (a) the discount rate was increased from 3.26% to 4.13% based on the methodology defined under GASB Statement No. 74, Financial Reporting for Postemployment Benefit Plans Other Than Pension Plans (OPEB), (b) the long term expected rate of return was reduced from 7.75% to 7.45%, (c) valuation year per capita health care costs were updated, and the salary scale was modified, (d) the percentage of future retirees electing each option was updated based on current data and the percentage of future disabled retirees and terminated vested participants electing health coverage were decreased and (e) the assumed mortality, disability, retirement, withdrawal and future health care cost trend rates were modified along with the portion of rebated prescription drug costs.
- For fiscal year 2019, the following changes of assumptions affected the total OPEB liability/asset since the prior measurement date: (a) the discount rate was increased from the blended rate of 4.13% to the long-term expected rate of return of 7.45% based on the methodology defined under GASB Statement No. 74, Financial Reporting for Postemployment Benefit Plans Other Than Pension Plans (OPEB) and (b) decrease in health care cost trend rates from 6.00%-11.00% initial; 4.50% ultimate down to Medical Pre-Medicare 6.00% and Medicare 5.00% initial; 4.00% ultimate and Prescription Drug Pre-Medicare 8.00% and Medicare (5.23%) initial; 4.00% ultimate.
- For fiscal year 2020, health care cost trend rates were changed to the following: medical pre-Medicare from 6.00% initial - 4.00% ultimate down to 5.87% initial - 4.00% ultimate; medical Medicare from 5.00% initial - 4.00% ultimate down to 4.93% initial - 4.00% ultimate; prescription drug pre-Medicare from 8.00% initial - 4.00% ultimate down to 7.73% initial - 4.00% ultimate and (5.23%) initial - 4.00% ultimate up to 9.62% initial - 4.00% ultimate.
- For fiscal year 2021, health care cost trend rates were changed to the following: medical pre-Medicare from 5.87% initial - 4.00% ultimate down to 5.00% initial - 4.00% ultimate; medical Medicare from 4.93% initial - 4.00% ultimate down to -6.69% initial - 4.00% ultimate; prescription drug pre-Medicare from 7.73% initial - 4.00% ultimate down to 6.50% initial - 4.00% ultimate; prescription drug Medicare from 9.62% initial - 4.00% ultimate up to 11.87% initial - 4.00% ultimate.
- For fiscal year 2022, the following changes of assumption affected the total OPEB liability since the prior measurement date: (a) the long-term expected rate of return was reduced from 7.45% to 7.00%, (b) the discount rate of return was reduced from 7.45% to 7.00% and (c) health care cost trend rates were changed to the following: medical Medicare from -6.69% initial - 4.00% ultimate down to -16.18% initial - 4.00% ultimate; prescription drug Medicare from 11.87% initial - 4.00% ultimate up to 29.98% initial - 4.00% ultimate.

**NORTH POINT EDUCATIONAL SERVICE CENTER  
ERIE COUNTY, OHIO**

SCHEDULE OF REVENUES, EXPENDITURES AND CHANGES IN  
FUND BALANCE - BUDGET AND ACTUAL (NON-GAAP BUDGETARY BASIS)  
GENERAL FUND  
FOR THE FISCAL YEAR ENDED JUNE 30, 2022

	<u>Budgeted Amounts</u>			<b>Variance with Final Budget Positive (Negative)</b>
	<u>Original</u>	<u>Final</u>	<u>Actual</u>	
<b>Revenues:</b>				
Intergovernmental	\$ 1,200,000	\$ 1,200,000	\$ 1,011,353	\$ (188,647)
Investment earnings	5,500	5,500	12,319	6,819
Tuition and fees	15,525,000	15,525,000	15,914,098	389,098
Rental income	-	-	3,080	3,080
Charges for services	541,000	1,091,000	1,250,388	159,388
Contributions and donations	-	-	1,000	1,000
Miscellaneous	43,000	43,000	51,030	8,030
Total revenues	<u>17,314,500</u>	<u>17,864,500</u>	<u>18,243,268</u>	<u>378,768</u>
<b>Expenditures:</b>				
Current:				
Instruction:				
Regular	1,311,644	1,904,449	1,665,767	238,682
Special	8,121,661	7,490,197	6,471,525	1,018,672
Support services:				
Pupil	6,377,041	6,333,850	5,242,308	1,091,542
Instructional staff	3,206,731	3,191,247	1,999,153	1,192,094
Board of education	128,436	149,800	76,675	73,125
Administration	933,088	1,140,796	816,489	324,307
Fiscal	546,925	598,641	475,880	122,761
Operations and maintenance	762,616	1,033,650	721,150	312,500
Central	130,926	180,924	154,561	26,363
Facilities acquisition and constructor	196,271	241,785	229,198	12,587
Total expenditures	<u>21,715,339</u>	<u>22,265,339</u>	<u>17,852,706</u>	<u>4,412,633</u>
Excess (deficiency) of revenues over (under) expenditures	<u>(4,400,839)</u>	<u>(4,400,839)</u>	<u>390,562</u>	<u>4,791,401</u>
<b>Other financing sources:</b>				
Refund of prior year's expenditures	<u>100,000</u>	<u>100,000</u>	<u>6,047</u>	<u>(93,953)</u>
Net change in fund balance	(4,300,839)	(4,300,839)	396,609	4,697,448
<b>Fund balance at beginning of year</b>	4,300,839	4,300,839	4,300,839	-
<b>Prior year encumbrances appropriated</b>	115,702	115,702	115,702	-
<b>Fund balance at end of year</b>	<u>\$ 115,702</u>	<u>\$ 115,702</u>	<u>\$ 4,813,150</u>	<u>\$ 4,697,448</u>

SEE ACCOMPANYING NOTES TO THE SUPPLEMENTARY INFORMATION

**NORTH POINT EDUCATIONAL SERVICE CENTER  
ERIE COUNTY, OHIO**

**NOTES TO THE SUPPLEMENTARY INFORMATION  
FOR THE FISCAL YEAR ENDED JUNE 30, 2022**

**NOTE 1 - BUDGETARY PROCESS**

There are no budgetary requirements for Educational Service Centers identified in the Ohio Revised Code nor does the State Department of Education specify any budgetary guidelines to be followed.

The ESC's Board budgets for resources estimated to be received during the fiscal year. The estimated revenues may be amended during the fiscal year if projected increases or decreases in revenue are identified by the Treasurer. The amounts reported as both the original budgeted amounts and the final budgeted amounts on the budgetary schedules reflect the amounts of the estimated revenues in effect at the time the final appropriations were passed by the Board.

The ESC's Board adopts an annual appropriations resolution, which is the Board's authorization to spend resources and sets annual limits on expenditures plus encumbrances at the level of control selected by the Board. The level of control has been established by the Board at the fund and function level for all funds. The Treasurer has been authorized to allocate appropriations to the function and object level within each fund.

Throughout the fiscal year, appropriations may be amended or supplemented as circumstances warrant. The amounts reported as the original budgeted amounts on the budgetary schedule reflect the amounts on the first appropriations resolution for that fund that covered the entire fiscal year, including encumbered amount automatically carried forward from the prior fiscal years. The amounts reported as final budgeted amounts on the budgetary schedule represent the final appropriation amounts passed by the Board during the fiscal year.

**NOTE 2 - BUDGETARY BASIS OF ACCOUNTING**

While reporting financial position, results of operations, and changes in fund balance on the basis of generally accepted accounting principles (GAAP), the budgetary basis is based upon accounting for certain transactions on a basis of cash receipts and disbursements.

The schedule of revenue, expenditures, and changes in fund balance - budget and actual (non-GAAP budgetary basis) presented for the general fund is presented on the budgetary basis to provide a meaningful comparison of actual results with the budget. The major differences between the budget basis and the GAAP basis are that:

- (a) Revenues and other financing sources are recorded when received in cash (budget basis) as opposed to when susceptible to accrual (GAAP basis);
- (b) Expenditures and other financing uses are recorded when paid in cash (budget basis) as opposed to when the liability is incurred (GAAP basis); and,
- (c) In order to reserve that portion of the applicable appropriation, total outstanding encumbrances (budget basis) are recorded as the equivalent of an expenditure, as opposed to assigned or committed of fund balance for that portion of outstanding encumbrances not already recognized as an account payable (GAAP basis);

**NORTH POINT EDUCATIONAL SERVICE CENTER  
ERIE COUNTY, OHIO**

NOTES TO THE SUPPLEMENTARY INFORMATION  
FOR THE FISCAL YEAR ENDED JUNE 30, 2022

**NOTE 2 - BUDGETARY BASIS OF ACCOUNTING - (Continued)**

The adjustments necessary to convert the results of operations for the year on the budget basis to the GAAP basis for the general fund is as follows:

**Net Change in Fund Balance**

	General fund
Budget basis	\$ 396,609
Net adjustment for revenue accruals	(270,193)
Net adjustment for expenditure accruals	(1,951)
Net adjustment for other sources and uses	9,935
Funds budgeted elsewhere	(6,315)
Adjustment for encumbrances	259,013
GAAP basis	\$ 387,098

Certain funds that are budgeted in separate special revenue funds are considered part of the general fund on a GAAP basis. This includes the special trust fund and the special rotary fund.

**NORTH POINT EDUCATIONAL SERVICE CENTER  
ERIE COUNTY, OHIO**

MANAGEMENT'S DISCUSSION AND ANALYSIS  
FOR THE FISCAL YEAR ENDED JUNE 30, 2021  
(UNAUDITED)

The management's discussion and analysis of the North Point Educational Service Center's (the ESC) financial performance provides an overall review of the ESC's financial activities for the fiscal year ended June 30, 2021. The intent of this discussion and analysis is to look at the ESC's financial performance as a whole; readers should also review the basic financial statements and the notes to the basic financial statements to enhance their understanding of the ESC's financial performance.

**Financial Highlights**

Key financial highlights for fiscal year 2021 are as follows:

- In total, net position of governmental activities increased \$102,264 which represents a 0.47% increase from the net position at June 30, 2020.
- General revenues accounted for \$1,018,132 or 5.71% of all revenues. Program specific revenues in the form of charges for services and sales, grants and contributions, and capital grants and contributions accounted for \$16,806,805 or 94.29% of total revenues of \$17,824,937.
- The ESC had \$17,722,673 in expenses related to governmental activities; \$16,806,805 of these expenses were offset by program specific charges for services, grants or contributions. General revenues supporting governmental activities (primarily unrestricted grants and entitlements) of \$1,018,132 were adequate to provide for these programs.
- The general fund and the permanent improvement fund are the ESC's two major governmental funds. The general fund had \$16,687,628 in revenues and \$16,496,791 in expenditures. During fiscal year 2021, the general fund's fund balance increased \$190,837 from \$2,892,660 to a balance of \$3,083,497.
- The permanent improvement fund had \$1,102 in revenues. During fiscal year 2021, the permanent improvement fund's fund balance increased \$1,102 from \$722,192 to a balance of \$723,294.

**Using the Basic Financial Statements**

This annual report consists of a series of financial statements and notes to those statements. These statements are organized so the reader may understand the ESC as a financial whole, an entire operating entity. The statements proceed to provide an increasingly detailed look at specific financial activities.

The statement of net position and statement of activities provide information about the activities of the whole ESC, presenting both an aggregate view of the ESC's finances and a longer-term view of those finances. Fund financial statements provide the next level of detail. For governmental funds, these statements tell how services were financed in the short-term as well as what remains for future spending. The fund financial statements look at the ESC's most significant funds with all other, nonmajor funds presented in total in one column. In the case of the ESC, the general fund and the permanent improvement fund are the only two major funds.

**Reporting the ESC as a Whole**

***Statement of Net Position and the Statement of Activities***

While this document contains the large number of funds used by the ESC to provide programs and activities, the view of the ESC as a whole looks at all financial transactions and asks the question, "How did the ESC perform financially during 2021?" The statement of net position and statement of activities answer this question. These statements include all assets, deferred outflows of resources, liabilities, deferred inflows of resources, revenues, and expenses using the accrual basis of accounting, similar to the accounting used by most private-sector companies. This basis of accounting considers all of the current year's revenues and expenses regardless of when cash is received or paid.

**NORTH POINT EDUCATIONAL SERVICE CENTER  
ERIE COUNTY, OHIO**

MANAGEMENT'S DISCUSSION AND ANALYSIS  
FOR THE FISCAL YEAR ENDED JUNE 30, 2021  
(UNAUDITED)

These two statements report the ESC's net position and changes in net position. The ESC's change in net position is important because it tells the reader that, for the ESC as a whole, the financial position of the ESC has improved or diminished. The causes of this change may be the result of many factors, some financial, some not. Non-financial factors include increased or decreased services desired by school districts and required educational programs, among others.

In the statement of net position and statement of activities, the governmental activities include the ESC's programs and services, including instruction, support services, and other operations.

**Reporting the ESC's Most Significant Funds**

***Fund Financial Statements***

Fund financial reports provide detailed information about the ESC's major funds. The ESC uses many funds to account for a multitude of financial transactions; however, these fund financial statements focus on the ESC's most significant funds. The ESC's two major governmental funds are the general fund and the permanent improvement fund.

***Governmental Funds***

Most of the ESC's activities are reported in governmental funds, which focus on how money flows into and out of those funds and the balances left at year-end available for spending in future periods. These funds are reported using an accounting method called modified accrual accounting, which measures cash and all other financial assets than can readily be converted to cash. The governmental fund financial statements provide a detailed short-term view of the ESC's general government operations and the basic services it provides. Governmental fund information helps you determine whether there are more or fewer financial resources that can be spent in the near future to finance educational programs. The relationship (or differences) between governmental activities (reported in the statement of net position and statement of activities) and governmental funds is reconciled in the basic financial statements.

***Reporting the ESC's Fiduciary Responsibilities***

The ESC is the fiscal agent of the Northern Ohio Educational Computer Association (NOECA), a computer consortium, the Bay Area Council of Governments, and the Huron-Erie School Employees Insurance Association. NOECA, the Bay Area Council of Governments, and Huron-Erie School Employees Insurance Association are presented as a custodial funds. The ESC also maintains custodial funds to account for monies due to other governments, individuals or private organizations. All of the ESC's fiduciary activities are reported in the statement of fiduciary net position and statement of changes in fiduciary net position. These activities are excluded from the ESC's other financial statements because these resources cannot be utilized by the ESC to finance its operations.

***Notes to the Basic Financial Statements***

The notes provide additional information that is essential to a full understanding of the data provided in the government-wide and fund financial statements.

***Required Supplementary Information***

In addition to the basic financial statements and accompanying notes, this report also presents certain required supplementary information concerning the ESC's net pension liability and net OPEB liability (asset).

***Budgetary Supplementary Information***

The ESC has presented a budgetary comparison schedule for the general fund as supplementary information.

**NORTH POINT EDUCATIONAL SERVICE CENTER  
ERIE COUNTY, OHIO**

MANAGEMENT'S DISCUSSION AND ANALYSIS  
FOR THE FISCAL YEAR ENDED JUNE 30, 2021  
(UNAUDITED)

**The ESC as a Whole**

The table below provides a summary of the ESC's net position at June 30, 2021 and 2020.

	<b>Net Position</b>	
	Governmental Activities 2021	Governmental Activities 2020
<b><u>Assets</u></b>		
Current and other assets	\$ 7,075,563	\$ 6,698,761
Capital assets, net	1,419,855	1,520,848
Total assets	<u>8,495,418</u>	<u>8,219,609</u>
<b><u>Deferred Outflows of Resources</u></b>		
Pension	4,140,003	4,177,874
OPEB	706,042	549,578
Total deferred outflows of resources	<u>4,846,045</u>	<u>4,727,452</u>
<b><u>Liabilities</u></b>		
Current liabilities	1,771,417	1,729,508
Long-term liabilities:		
Due within one year	188,769	180,295
Due in more than one year:		
Net pension liability	24,607,046	24,083,318
Net OPEB liability	2,251,947	2,991,526
Other amounts	745,774	686,554
Total liabilities	<u>29,564,953</u>	<u>29,671,201</u>
<b><u>Deferred Inflows of Resources</u></b>		
Pension	1,942,832	2,207,879
OPEB	3,342,001	2,678,568
Total deferred inflows of resources	<u>5,284,833</u>	<u>4,886,447</u>
<b><u>Net Position</u></b>		
Net investment in capital assets	1,415,956	1,515,352
Restricted	44,223	15,504
Unrestricted (deficit)	<u>(22,968,502)</u>	<u>(23,141,443)</u>
Total net position (deficit)	<u>\$ (21,508,323)</u>	<u>\$ (21,610,587)</u>

The net pension liability is reported pursuant to Governmental Accounting Standards Board (GASB) Statement 68, "Accounting and Financial Reporting for Pensions - an Amendment of GASB Statement 27." The net other postemployment benefits (OPEB) liability/asset is reported pursuant to GASB Statement 75, "Accounting and Financial Reporting for Postemployment Benefits Other Than Pensions." For reasons discussed below, many end users of this financial statement will gain a clearer understanding of the ESC's actual financial condition by adding deferred inflows related to pension and OPEB, the net pension liability, and the net OPEB liability to the reported net position and subtracting deferred outflows related to pension and OPEB and the net OPEB asset.



**NORTH POINT EDUCATIONAL SERVICE CENTER  
ERIE COUNTY, OHIO**

MANAGEMENT'S DISCUSSION AND ANALYSIS  
FOR THE FISCAL YEAR ENDED JUNE 30, 2021  
(UNAUDITED)

Governmental Accounting Standards Board standards are national and apply to all government financial reports prepared in accordance with generally accepted accounting principles. Prior accounting for pensions (GASB 27) and postemployment benefits (GASB 45) focused on a funding approach. This approach limited pension and OPEB costs to contributions annually required by law, which may or may not be sufficient to fully fund each plan's *net pension liability* or *net OPEB liability*. GASB 68 and GASB 75 take an earnings approach to pension and OPEB accounting; however, the nature of Ohio's statewide pension/OPEB plans and state law governing those systems requires additional explanation in order to properly understand the information presented in these statements.

GASB 68 and GASB 75 require the net pension liability and the net OPEB liability to equal the ESC's proportionate share of each plan's collective:

1. Present value of estimated future pension/OPEB benefits attributable to active and inactive employees' past service.
2. Minus plan assets available to pay these benefits.

GASB notes that pension and OPEB obligations, whether funded or unfunded, are part of the "employment exchange" – that is, the employee is trading his or her labor in exchange for wages, benefits, and the promise of a future pension and other postemployment benefits. GASB noted that the unfunded portion of this promise is a present obligation of the government, part of a bargained-for benefit to the employee, and should accordingly be reported by the government as a liability since they received the benefit of the exchange. However, the ESC is not responsible for certain key factors affecting the balance of these liabilities. In Ohio, the employee shares the obligation of funding pension benefits with the employer. Both employer and employee contribution rates are capped by State statute. A change in these caps requires action of both Houses of the General Assembly and approval of the Governor. Benefit provisions are also determined by State statute. The Ohio revised Code permits, but does not require the retirement systems to provide healthcare to eligible benefit recipients. The retirement systems may allocate a portion of the employer contributions to provide for these OPEB benefits.

The employee enters the employment exchange with the knowledge that the employer's promise is limited not by contract but by law. The employer enters the exchange also knowing that there is a specific, legal limit to its contribution to the retirement system. In Ohio, there is no legal means to enforce the unfunded liability of the pension/OPEB plan *as against the public employer*. State law operates to mitigate/lessen the moral obligation of the public employer to the employee, because all parties enter the employment exchange with notice as to the law. The retirement system is responsible for the administration of the pension and OPEB plans.

Most long-term liabilities have set repayment schedules or, in the case of compensated absences (i.e. sick and vacation leave), are satisfied through paid time-off or termination payments. There is no repayment schedule for the net pension liability or the net OPEB liability. As explained above, changes in benefits, contribution rates, and return on investments affect the balance of these liabilities but are outside the control of the local government. In the event that contributions, investment returns, and other changes are insufficient to keep up with required payments, State statute does not assign/identify the responsible party for the unfunded portion. Due to the unique nature of how the net pension liability and the net OPEB liability are satisfied, these liabilities are separately identified within the long-term liability section of the statement of net position.

In accordance with GASB 68 and GASB 75, the ESC's statements prepared on an accrual basis of accounting include an annual pension expense and an annual OPEB expense for their proportionate share of each plan's *change* in net pension liability and net OPEB liability, respectively, not accounted for as deferred inflows/outflows.

Over time, net position can serve as a useful indicator of a government's financial position. At June 30, 2021, the ESC's liabilities and deferred inflows exceeded assets and deferred outflows by \$21,508,323. Of this total, \$44,223 is restricted in use.

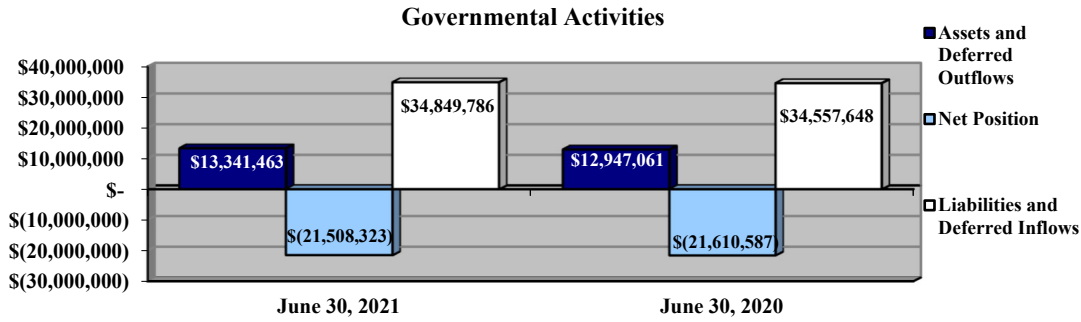
At fiscal year-end, capital assets represented 16.71% of total assets. Capital assets include land, buildings and leaseholder improvements, furniture and equipment and vehicles. The ESC's net investment in capital assets at June 30, 2021, was \$1,415,956. These capital assets are used to provide the ESC's services, thus net position invested in capital assets equal to the carrying value of assets is not available for future spending.

**NORTH POINT EDUCATIONAL SERVICE CENTER  
ERIE COUNTY, OHIO**

MANAGEMENT'S DISCUSSION AND ANALYSIS  
FOR THE FISCAL YEAR ENDED JUNE 30, 2021  
(UNAUDITED)

A portion of the ESC's net position, \$44,223, represents resources that are subject to external restriction on how these resources may be used. The remaining balance of unrestricted net position is a deficit of \$22,968,502.

The graph that follows illustrates the governmental activities assets and deferred outflows, liabilities and deferred inflows and net position at June 30, 2021 and 2020.



The table below shows the change in net position for fiscal years 2021 and 2020.

	<b>Change in Net Position</b>	
	Governmental Activities 2021	Governmental Activities 2020
<b><u>Revenues</u></b>		
Program revenues:		
Charges for services and sales	\$ 15,713,651	\$ 15,078,115
Operating grants and contributions	1,092,052	660,821
Capital grants and contributions	1,102	10,442
General revenues:		
Grants and entitlements	972,961	991,787
Investment earnings	5,938	61,190
Miscellaneous	39,233	74,070
Total revenues	17,824,937	16,876,425

-Continued

THIS SPACE INTENTIONALLY LEFT BLANK

**NORTH POINT EDUCATIONAL SERVICE CENTER  
ERIE COUNTY, OHIO**

MANAGEMENT'S DISCUSSION AND ANALYSIS  
FOR THE FISCAL YEAR ENDED JUNE 30, 2021  
(UNAUDITED)

<u>Expenses</u>	<b>Change in Net Position (Continued)</b>	
	Governmental Activities 2021	Governmental Activities 2020
	2021	2020
Program expenses:		
Instruction:		
Regular	1,056,387	949,947
Special	6,522,338	7,066,512
Support services:		
Pupil	5,493,822	5,309,457
Instructional staff	2,427,678	2,665,613
Board of education	47,816	55,271
Administration	977,172	683,214
Fiscal	430,349	418,560
Business	-	-
Operations and maintenance	608,979	667,291
Pupil transportation	-	-
Central	92,778	124,233
Operation of non-instructional services	38,012	47,202
Extracurricular activities	27,103	22,914
Interest and fiscal charges	239	316
Total expenses	17,722,673	18,010,530
Change in net position	102,264	(1,134,105)
Net position (deficit) at beginning of year	(21,610,587)	(20,476,482)
Net position (deficit) at end of year	\$ (21,508,323)	\$ (21,610,587)

**Governmental Activities**

Net position of the ESC's governmental activities increased \$102,264. Total governmental expenses of \$17,722,673 were offset by program revenues of \$16,806,805 and general revenues of \$1,018,132. Program revenues supported 94.83% of the total governmental expenses.

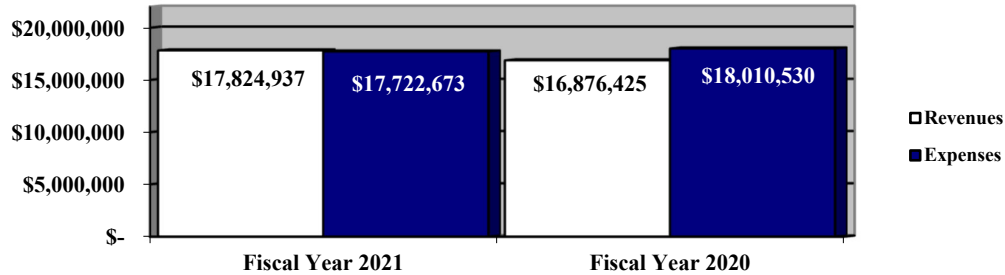
Total revenues of the ESC increased \$948,512 or 5.62%. The primary sources of revenue for governmental activities are derived from sales and charges for services provided to other entities. This revenue source represents 88.16% of total governmental revenue.

The graph below presents the ESC's governmental activities revenue and expenses for fiscal years 2021 and 2020.

**NORTH POINT EDUCATIONAL SERVICE CENTER  
ERIE COUNTY, OHIO**

MANAGEMENT'S DISCUSSION AND ANALYSIS  
FOR THE FISCAL YEAR ENDED JUNE 30, 2021  
(UNAUDITED)

**Governmental Activities - Revenues and Expenses**



The statement of activities shows the cost of program services and the charges for services and grants offsetting those services. The following table shows, for governmental activities, the total cost of services and the net cost of services. That is, it identifies the cost of these services supported by unrestricted State grants and entitlements and other general revenues not restricted to a specific program.

	<b>Governmental Activities</b>			
	Total Cost of Services	Net Cost of Services	Total Cost of Services	Net Cost of Services
	2021	2021	2020	2020
<b>Program expenses</b>				
Instruction:				
Regular	\$ 1,056,387	\$ 20,700	\$ 949,947	\$ 135,659
Special	6,522,338	260,291	7,066,512	866,508
Support services:				
Pupil	5,493,822	252,464	5,309,457	757,226
Instructional staff	2,427,678	126,483	2,665,613	197,643
Board of education	47,816	2,969	55,271	7,279
Administration	977,172	76,753	683,214	27,108
Fiscal	430,349	8,371	418,560	60,291
Operations and maintenance	608,979	176,487	667,291	185,317
Central	92,778	(4,166)	124,233	33,827
Operation of non-instructional services	38,012	(869)	47,202	(2,439)
Extracurricular activities	27,103	(3,854)	22,914	(7,583)
Interest and fiscal charges	239	239	316	316
<b>Total expenses</b>	<u>\$ 17,722,673</u>	<u>\$ 915,868</u>	<u>\$ 18,010,530</u>	<u>\$ 2,261,152</u>

For all governmental activities, program revenue support is 94.83%. The primary support of the ESC is contracted fees for services provided to other districts.

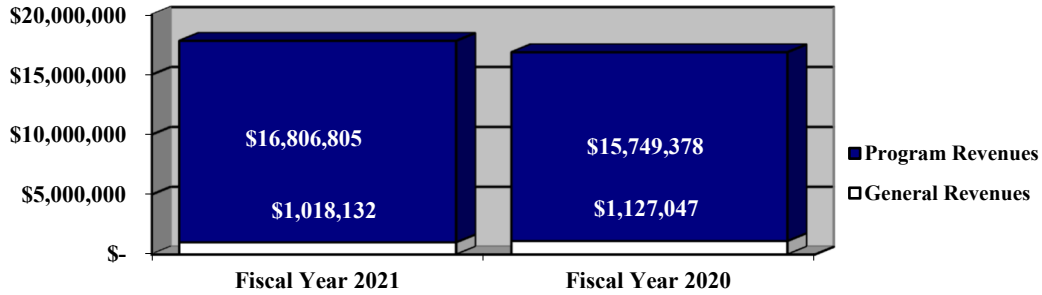
THIS SPACE INTENTIONALLY LEFT BLANK

**NORTH POINT EDUCATIONAL SERVICE CENTER  
ERIE COUNTY, OHIO**

MANAGEMENT'S DISCUSSION AND ANALYSIS  
FOR THE FISCAL YEAR ENDED JUNE 30, 2021  
(UNAUDITED)

The graph below presents the ESC's governmental activities revenue for fiscal years 2021 and 2020.

**Governmental Activities - General and Program Revenues**



**The ESC's Funds**

The ESC's governmental funds (as presented on the balance sheet) reported a combined fund balance of \$3,851,014, which is higher than last year's balance of \$3,630,356. The schedule below indicates the fund balances and the total change in fund balance during the fiscal years ended June 30, 2021 and June 30, 2020.

	Fund Balance June 30, 2021	Fund Balance June 30, 2020	Change
General	\$ 3,083,497	\$ 2,892,660	\$ 190,837
Permanent improvement	723,294	722,192	1,102
Nonmajor governmental	44,223	15,504	28,719
<b>Total</b>	<b>\$ 3,851,014</b>	<b>\$ 3,630,356</b>	<b>\$ 220,658</b>

**General Fund**

The ESC's general fund balance increased by \$190,837. Overall revenues increased by 2.87%. Services provided to other entities increased from \$466,007 to \$1,028,024 or 120.62% due to the ESC providing increased services to school districts. These services may include data processing, purchasing, maintenance, cleaning, consulting and guidance. Additionally, earnings on investments decreased \$55,252 or 90.30% due to the ESC receiving decreased returns on investments in STAR Ohio.

Expenditures in the general fund decreased \$389,010 or 2.30% from fiscal year 2020. Instruction expenditures decreased \$263,427 or 3.62%. This decrease was primarily due to decreased spending for special instruction experiences for students with multiple handicaps. Support services expenditures decreased \$131,173 or 1.37% primarily due to decreased expenditures for instruction and curriculum development services.

THIS SPACE INTENTIONALLY LEFT BLANK

**NORTH POINT EDUCATIONAL SERVICE CENTER  
ERIE COUNTY, OHIO**

MANAGEMENT'S DISCUSSION AND ANALYSIS  
FOR THE FISCAL YEAR ENDED JUNE 30, 2021  
(UNAUDITED)

The table that follows assists in illustrating the financial activities and fund balance of the general fund.

	2021 Amount	2020 Amount	Change	Percentage Change
<b><u>Revenues</u></b>				
Tuition	\$ 14,618,934	\$ 14,613,750	\$ 5,184	0.04 %
Services provided to other entities	1,028,124	466,007	562,117	120.62 %
Earnings on investments	5,938	61,190	(55,252)	(90.30) %
Intergovernmental	972,961	991,787	(18,826)	(1.90) %
Other revenues	61,671	89,827	(28,156)	(31.34) %
<b>Total</b>	<b>\$ 16,687,628</b>	<b>\$ 16,222,561</b>	<b>\$ 465,067</b>	<b>2.87 %</b>
<b><u>Expenditures</u></b>				
Instruction	\$ 7,006,089	\$ 7,269,516	\$ (263,427)	(3.62) %
Support services	9,454,128	9,585,301	(131,173)	(1.37) %
Operation of non-instructional services	7,685	6,873	812	11.81 %
Extracurricular activities	27,053	22,275	4,778	21.45 %
Debt service	1,836	1,836	-	- %
<b>Total</b>	<b>\$ 16,496,791</b>	<b>\$ 16,885,801</b>	<b>\$ (389,010)</b>	<b>(2.30) %</b>

***Permanent Improvement Fund***

The ESC's permanent improvement fund balance increased by \$1,102. The fund's increase was due to earnings on investments of \$1,102.

**Capital Assets**

At the end of fiscal year 2021, the ESC had \$1,419,855 invested in land, buildings and leaseholder improvements, furniture and equipment, and vehicles. This entire amount is reported among the ESC's governmental activities.

The following table shows June 30, 2021 balances compared to June 30, 2020.

**Capital Assets at June 30  
(Net of Depreciation)**

	Governmental Activities	
	2021	2020
Land	\$ 114,850	\$ 114,850
Buildings and leaseholder improvements	1,263,399	1,361,591
Furniture and equipment	26,605	29,406
Vehicles	15,001	15,001
<b>Total</b>	<b>\$ 1,419,855</b>	<b>\$ 1,520,848</b>

The overall decrease in the ESC's capital assets, net of accumulated depreciation, of \$100,993 is attributable to the assets depreciating during fiscal year 2021. The ESC's did not record any capital asset additions or disposals during fiscal year 2021.

See Note 7 to the basic financial statements for additional information to the ESC's capital assets.

**NORTH POINT EDUCATIONAL SERVICE CENTER  
ERIE COUNTY, OHIO**

MANAGEMENT'S DISCUSSION AND ANALYSIS  
FOR THE FISCAL YEAR ENDED JUNE 30, 2021  
(UNAUDITED)

**Long-Term Obligations**

The long-term liabilities for the ESC's governmental activities are for compensated absences, net pension liability, net OPEB liability, and a capital lease. See Notes 8, 11, 12, and 15 to the basic financial statements for detail.

**Current Financial Related Activities**

The North Point Educational Service Center relies heavily on contracts with local, city and exempted village school Districts in a five-county area, State foundation revenue and grants. During this uncertain time we are not sure if contracts with districts will continue to rise as they were pre-spring of 2021 or if they will stay steady. The ESC also looks to expand services, providing fiscal, administrative and other services to entities. Currently some of those entities are the Northern Ohio Educational Computer Association, Bay Area Gas Consortium, and the Huron-Erie School Employees Insurance Consortium. These new contracts and expanded services along with the ESC's cash balance will provide the necessary funds to meet operating expenses in the future.

One challenge that is being faced by Educational Service Centers is the legislation regarding how Districts are "tied" to an ESC. Now that the supervisory allowance, gifted funding and preschool funding have been deleted or altered in some way. These changes have led the ESC to bill differently for these programs. What effect this legislation will have on future State funding and on ESC financial operations is uncertain at this time. Uncertainty with the State biennial budget and future budget cuts are also a concern.

Another challenge facing the North Point Educational Service Center is the declining enrollment in the north central Ohio area over the past few years, and the projected decline in the future. State foundation funding is based on the average daily membership of the school districts in the counties, so the decline will directly impact State funding.

**Contacting the ESC's Financial Management**

This financial report is designed to provide local school districts, citizens, creditors, and other interested parties with a general overview of the ESC's finances and to show the ESC's accountability for the money it receives. If you have questions about this report or need additional financial information contact Mr. Matt Bauer, Treasurer, North Point Educational Service Center, 4918 Milan Road, Sandusky, Ohio or by calling (419) 627-3901.

**NORTH POINT EDUCATIONAL SERVICE CENTER  
ERIE COUNTY, OHIO**

STATEMENT OF NET POSITION  
JUNE 30, 2021

	<b>Governmental Activities</b>
<b>Assets:</b>	
Equity in pooled cash and investments	\$ 5,214,272
Receivables:	
Accounts	12,927
Intergovernmental	496,458
Prepayments	42,253
Net OPEB asset	1,309,653
Capital assets:	
Nondepreciable capital assets	114,850
Depreciable capital assets, net	1,305,005
Capital assets, net	1,419,855
Total assets	8,495,418
<b>Deferred outflows of resources:</b>	
Pension	4,140,003
OPEB	706,042
Total deferred outflows of resources	4,846,045
<b>Liabilities:</b>	
Accounts payable	21,226
Accrued wages and benefits payable	1,464,407
Intergovernmental payable	19,083
Pension obligation payable	266,701
Long-term liabilities:	
Due within one year	188,769
Due in more than one year:	
Net pension liability	24,607,046
Net OPEB liability	2,251,947
Other amounts due in more than one year	745,774
Total liabilities	29,564,953
<b>Deferred inflows of resources:</b>	
Pension	1,942,832
OPEB	3,342,001
Total deferred inflows of resources	5,284,833
<b>Net position:</b>	
Net investment in capital assets	1,415,956
Restricted for:	
Permanent fund - nonexpendable	2,645
State funded programs	8,824
Federally funded programs	21,163
Other purposes	11,591
Unrestricted (deficit)	(22,968,502)
Total net position (deficit)	\$ (21,508,323)

SEE ACCOMPANYING NOTES TO THE BASIC FINANCIAL STATEMENTS





**NORTH POINT EDUCATIONAL SERVICE CENTER  
ERIE COUNTY, OHIO**

BALANCE SHEET  
GOVERNMENTAL FUNDS  
JUNE 30, 2021

	<u>General</u>	<u>Permanent Improvement</u>	<u>Nonmajor Governmental Funds</u>	<u>Total Governmental Funds</u>
<b>Assets:</b>				
Equity in pooled cash and investments	\$ 4,467,918	\$ 723,294	\$ 23,060	\$ 5,214,272
Receivables:				
Accounts	12,927	-	-	12,927
Intergovernmental	465,743	-	30,715	496,458
Prepayments	42,253	-	-	42,253
Total assets	<u>\$ 4,988,841</u>	<u>\$ 723,294</u>	<u>\$ 53,775</u>	<u>\$ 5,765,910</u>
<b>Liabilities:</b>				
Accounts payable	\$ 19,655	\$ -	\$ 1,571	\$ 21,226
Accrued wages and benefits payable	1,457,494	-	6,913	1,464,407
Compensated absences payable	53,824	-	-	53,824
Intergovernmental payable	18,983	-	100	19,083
Pension obligation payable	265,733	-	968	266,701
Total liabilities	<u>1,815,689</u>	<u>-</u>	<u>9,552</u>	<u>1,825,241</u>
<b>Deferred inflows of resources:</b>				
Intergovernmental revenue not available	2,697	-	-	2,697
Tuition revenue not available	86,958	-	-	86,958
Total deferred inflows of resources	<u>89,655</u>	<u>-</u>	<u>-</u>	<u>89,655</u>
<b>Fund balances:</b>				
Nonspendable:				
Prepays	42,253	-	-	42,253
Permanent fund	-	-	2,645	2,645
Restricted:				
State funded programs	-	-	8,824	8,824
Federally funded programs	-	-	21,163	21,163
Other purposes	-	-	11,591	11,591
Committed:				
Capital improvements	-	723,294	-	723,294
Assigned:				
Student instruction	8,266	-	-	8,266
Student and staff support	105,725	-	-	105,725
Other purposes	50,551	-	-	50,551
Unassigned	2,876,702	-	-	2,876,702
Total fund balances	<u>3,083,497</u>	<u>723,294</u>	<u>44,223</u>	<u>3,851,014</u>
Total liabilities, deferred inflows and fund balances:	<u>\$ 4,988,841</u>	<u>\$ 723,294</u>	<u>\$ 53,775</u>	<u>\$ 5,765,910</u>

SEE ACCOMPANYING NOTES TO THE BASIC FINANCIAL STATEMENTS

**NORTH POINT EDUCATIONAL SERVICE CENTER  
ERIE COUNTY, OHIO**

RECONCILIATION OF TOTAL GOVERNMENTAL FUND BALANCES TO  
NET POSITION OF GOVERNMENTAL ACTIVITIES  
JUNE 30, 2021

<b>Total governmental fund balances</b>		\$ 3,851,014
<i>Amounts reported for governmental activities on the statement of net position are different because:</i>		
Capital assets used in governmental activities are not financial resources and therefore are not reported in the funds.		1,419,855
Other long-term assets are not available to pay for current period expenditures and therefore are deferred inflows in the funds		
Tuition revenue receivable	\$ 86,958	
Intergovernmental receivable	2,697	
Total		89,655
The net pension/OPEB assets & liabilities are not due and payable in the current period; therefore, the assets, liabilities and related deferred inflows/outflows are not reported in governmental funds		
Deferred outflows - pension	4,140,003	
Deferred inflows - pension	(1,942,832)	
Net pension liability	(24,607,046)	
Deferred outflows - OPEB	706,042	
Deferred inflows - OPEB	(3,342,001)	
Net OPEB asset	1,309,653	
Net OPEB liability	(2,251,947)	
Total		(25,988,128)
Long-term liabilities, such as compensated absences payable are not due and payable in the current period and therefore are not reported in the funds.		
Capital lease obligations	(3,899)	
Compensated absences	(876,820)	
Total		(880,719)
<b>Net position of governmental activities</b>		<b>\$ (21,508,323)</b>

SEE ACCOMPANYING NOTES TO THE BASIC FINANCIAL STATEMENTS

**NORTH POINT EDUCATIONAL SERVICE CENTER  
ERIE COUNTY, OHIO**

STATEMENT OF REVENUES, EXPENDITURES AND CHANGES IN FUND BALANCES  
GOVERNMENTAL FUNDS  
FOR THE FISCAL YEAR ENDED JUNE 30, 2021

	<u>General</u>	<u>Permanent Improvement</u>	<u>Nonmajor Governmental Funds</u>	<u>Total Governmental Funds</u>
<b>Revenues:</b>				
Intergovernmental	\$ 972,961	\$ -	\$ 1,071,506	\$ 2,044,467
Investment earnings	5,938	1,102	-	7,040
Tuition and fees	14,618,934	-	-	14,618,934
Extracurricular	-	-	4,425	4,425
Rental income	2,860	-	-	2,860
Charges for services	1,028,124	-	116	1,028,240
Contributions and donations	20,075	-	470	20,545
Miscellaneous	38,736	-	-	38,736
Total revenues	<u>16,687,628</u>	<u>1,102</u>	<u>1,076,517</u>	<u>17,765,247</u>
<b>Expenditures:</b>				
Current:				
Instruction:				
Regular	911,767	-	138,830	1,050,597
Special	6,094,322	-	320,851	6,415,173
Support services:				
Pupil	5,429,241	-	31,569	5,460,810
Instructional staff	2,182,221	-	242,332	2,424,553
Board of education	47,759	-	-	47,759
Administration	697,024	-	253,177	950,201
Fiscal	433,565	-	14,400	447,965
Operations and maintenance	583,003	-	16,326	599,329
Central	81,315	-	-	81,315
Operation of non-instructional services				
Other non-instructional services	7,685	-	30,313	37,998
Extracurricular activities	27,053	-	-	27,053
Debt service:				
Principal retirement	1,597	-	-	1,597
Interest and fiscal charges	239	-	-	239
Total expenditures	<u>16,496,791</u>	<u>-</u>	<u>1,047,798</u>	<u>17,544,589</u>
Net change in fund balances	190,837	1,102	28,719	220,658
<b>Fund balances at beginning of year</b>	<u>2,892,660</u>	<u>722,192</u>	<u>15,504</u>	<u>3,630,356</u>
<b>Fund balances at end of year</b>	<u>\$ 3,083,497</u>	<u>\$ 723,294</u>	<u>\$ 44,223</u>	<u>\$ 3,851,014</u>

SEE ACCOMPANYING NOTES TO THE BASIC FINANCIAL STATEMENTS

**NORTH POINT EDUCATIONAL SERVICE CENTER  
ERIE COUNTY, OHIO**

RECONCILIATION OF THE STATEMENT OF REVENUES, EXPENDITURES  
AND CHANGES IN FUND BALANCES OF GOVERNMENTAL FUNDS  
TO THE STATEMENT OF ACTIVITIES  
FOR THE FISCAL YEAR ENDED JUNE 30, 2021

<b>Net change in fund balances - total governmental funds</b>	\$	220,658
<i>Amounts reported for governmental activities in the statement of activities are different because:</i>		
Governmental funds report capital outlays as expenditures. However, in the statement of activities, the cost of those assets is allocated over their estimated useful lives as depreciation expense.		
Current year depreciation		(100,993)
Revenues in the statement of activities that do not provide current financial resources are not reported as revenues in the funds.		
Tuition	\$ 59,793	
Contract services	(600)	
Intergovernmental	497	
Total		59,690
Repayment of capital lease principal is an expenditure in the governmental funds, but the repayment reduces long-term liabilities on the statement of net position.		
		1,597
Contractually required contributions are reported as expenditures in governmental funds; however, the statement of net position reports these amounts as deferred outflows.		
Pension	1,723,742	
OPEB	64,760	
Total		1,788,502
Except for amounts reported as deferred inflows/outflows, changes in the net pension/OPEB liability/asset are reported as pension/OPEB expense in the statement of activities		
Pension	(2,020,294)	
OPEB	194,320	
Total		(1,825,974)
Some expenses reported in the statement of activities, such as compensated absences, do not require the use of current financial resources and therefore are not reported as expenditures in governmental funds.		
Increase in compensated absences		(41,216)
<b>Change in net position of governmental activities</b>	<b>\$</b>	<b>102,264</b>

SEE ACCOMPANYING NOTES TO THE BASIC FINANCIAL STATEMENTS

**NORTH POINT EDUCATIONAL SERVICE CENTER  
ERIE COUNTY, OHIO**

STATEMENT OF FIDUCIARY NET POSITION  
FIDUCIARY FUNDS  
JUNE 30, 2021

	<u>Custodial</u>
<b>Assets:</b>	
Equity in pooled cash and investments	\$ 21,786,028
Due from other governments	<u>3,275</u>
Total assets	<u>21,789,303</u>
<b>Liabilities:</b>	
Accounts payable	9,987
Unearned revenue	<u>774,300</u>
Total liabilities	<u>784,287</u>
<b>Net position:</b>	
Restricted for individuals, organizations and other government:	<u>\$ 21,005,016</u>

SEE ACCOMPANYING NOTES TO THE BASIC FINANCIAL STATEMENTS

**NORTH POINT EDUCATIONAL SERVICE CENTER  
ERIE COUNTY, OHIO**

STATEMENT OF CHANGES IN FIDUCIARY NET POSITION  
FIDUCIARY FUNDS  
FOR THE FISCAL YEAR ENDED JUNE 30, 2021

	<u>Custodial</u>
<b>Additions:</b>	
Amounts received as fiscal agent	\$ 36,993,522
<b>Deductions:</b>	
Distributions as fiscal agent	<u>37,181,035</u>
Change in net position	(187,513)
<b>Net position at beginning of year</b>	<u>21,192,529</u>
<b>Net position at end of year</b>	<u><u>\$ 21,005,016</u></u>

SEE ACCOMPANYING NOTES TO THE BASIC FINANCIAL STATEMENTS

**NORTH POINT EDUCATIONAL SERVICE CENTER  
ERIE COUNTY, OHIO**

NOTES TO THE BASIC FINANCIAL STATEMENTS  
FOR THE FISCAL YEAR ENDED JUNE 30, 2021

**NOTE 1 - DESCRIPTION OF THE ESC**

The North Point Educational Service Center (the ESC) is a body politic and corporate established for the purpose of exercising the rights and privileges conveyed to it by the Constitution and laws of the State of Ohio. The ESC is an Educational Service Center as defined by Section 3311.05 of the Ohio Revised Code. The ESC operates under an elected Governing Board of Education (thirteen members) and is responsible for the provision of public education to residents of the local school districts that it services.

The ESC is the result of the July 1, 1997, merger of the Erie County Educational Service Center and the Ottawa County Educational Service Center, the July 1, 1999, merger of the Erie-Ottawa Educational Service Center and the Huron County Educational Service Center, and the July 1, 2008 merger of the Erie-Huron-Ottawa Educational Service Center and the Sandusky County Educational Service Center, under the authority of the Ohio Revised Code Section 3311.053 and 3311.054 and resolutions made by the Governing Boards.

**NOTE 2 - SUMMARY OF SIGNIFICANT ACCOUNTING POLICIES**

The basic financial statements of the ESC have been prepared in conformity with accounting principles generally accepted in the United States of America (GAAP) as applied to governmental units. The Governmental Accounting Standards Board (GASB) is the accepted standard-setting body for establishing governmental accounting and financial reporting principles. The ESC's significant accounting policies are described below.

**A. Reporting Entity**

The reporting entity has been defined in accordance with GASB Statement No. 14, "*The Financial Reporting Entity*" as amended by GASB Statement No. 39, "*Determining Whether Certain Organizations Are Component Units*" and GASB Statement No. 61, "*The Financial Reporting Entity: Omnibus an Amendment of GASB Statements No. 14 and No. 34*". The reporting entity is composed of the primary government and component units. The primary government consists of all funds, departments, boards and agencies that are not legally separate from the ESC. For the ESC, this includes general operations, support services, and student related activities of the ESC.

Component units are legally separate organizations for which the ESC is financially accountable. The ESC is financially accountable for an organization if the ESC appoints a voting majority of the organization's Governing Board and (1) the ESC is able to significantly influence the programs or services performed or provided by the organization; or (2) the ESC is legally entitled to or can otherwise access the organization's resources; or (3) the ESC is legally obligated or has otherwise assumed the responsibility to finance the deficits of, or provide financial support to, the organization; or (4) the ESC is obligated for the debt of the organization. Component units may also include organizations that are fiscally dependent on the ESC in that the ESC approves the budget, the issuance of debt or the levying of taxes. Certain organizations are also included as component units if the nature and significance of the relationship between the primary government and the organization is such that exclusion by the primary government would render the primary government's financial statements incomplete or misleading. Based upon the application of these criteria, the ESC has no component units. The basic financial statements of the reporting entity include only those of the ESC (the primary government).



**NORTH POINT EDUCATIONAL SERVICE CENTER  
ERIE COUNTY, OHIO**

NOTES TO THE BASIC FINANCIAL STATEMENTS  
FOR THE FISCAL YEAR ENDED JUNE 30, 2021

**NOTE 2 - SUMMARY OF SIGNIFICANT ACCOUNTING POLICIES - (Continued)**

The following organizations are described due to their relationship to the ESC:

*JOINTLY GOVERNED ORGANIZATIONS*

Bay Area Council of Governments

The Bay Area Council of Governments (BACG) is a jointly governed organization. Members of the BACG consist of numerous school districts representing 7 counties (Ottawa, Sandusky, Seneca, Erie, Huron, Wood and Crawford). The BACG was formed for the purpose of purchasing goods and services at a lower cost. The items currently being purchased through the council of governments are natural gas. The only cost to the ESC is an administrative charge if it participates in purchasing through the BACG. The membership of BACG consists of the superintendent of each participating school district. The Board of Directors of the BACG consists of one elected representative of each county, the superintendent of the fiscal agent and two non-voting members (administrator and fiscal agent). Members of the Board serve staggered two-year terms. Financial activity for fiscal year 2021 is reported in the basic financial statements as a custodial fund.

Northern Ohio Educational Computer Association

The Northern Ohio Educational Computer Association (NOECA) is a jointly governed organization, which is a computer consortium. NOECA is an association of numerous public school districts formed for the purpose of applying modern technology (with the aid of computers and other electronic equipment) to administrative and instructional functions among member school districts. The NOECA Board of Directors consists of two representatives from each county in which participating school districts are located, the chairman of each of the operating committees and a representative from the fiscal agent. The ESC serves as fiscal agent for NOECA. Financial activity for 2021 is reported in the basic financial statements as a custodial fund. The ESC paid NOECA \$85,801 in fiscal year 2021 for its services.

*PUBLIC ENTITY RISK POOLS*

Ohio Association of School Business Officials Workers' Compensation Group Rating Plan

The ESC participates in a group rating plan for workers' compensation as established under Section 4123.29 of the Ohio Revised Code. The Ohio Association of School Business Officials Workers' Compensation Group Rating Plan (the Plan) was established through the Ohio Association of School Business Officials (OASBO) as a group purchasing pool.

The Executive Director of the OASBO, or his designee, serves as coordinator of the Plan. Each year, the participating school district pays an enrollment fee to the Plan to cover the costs of administering the program.

Huron-Erie School Employees Insurance Association

The Huron-Erie School Employees Insurance Association (the Association) is a public entity risk pool comprised of numerous districts. The Association assembly consists of a superintendent or designated representative from each participating district and the program administrator. The Association is governed by a Board of Directors chosen from the general membership. The degree of control exercised by any participating district is limited to its representation on the Board. On January 1, 2006, the ESC became fiscal agent for the Association. Financial activity for fiscal year 2021 is reported in the basic financial statements as a custodial fund. This financial activity does not include federal securities and various investments for which the treasurer of the ESC is not the custodian.

**B. Fund Accounting**

The ESC uses funds to maintain its financial records during the year. A fund is defined as a fiscal and accounting entity with a self-balancing set of accounts. There are three categories of funds: governmental, proprietary and fiduciary. The ESC does not have any proprietary funds.

**NORTH POINT EDUCATIONAL SERVICE CENTER  
ERIE COUNTY, OHIO**

NOTES TO THE BASIC FINANCIAL STATEMENTS  
FOR THE FISCAL YEAR ENDED JUNE 30, 2021

**NOTE 2 - SUMMARY OF SIGNIFICANT ACCOUNTING POLICIES - (Continued)**

*GOVERNMENTAL FUNDS*

Governmental funds are those through which most governmental functions typically are financed. Governmental fund reporting focuses on the sources, uses and balances of current financial resources. Expendable assets are assigned to the various governmental funds according to the purposes for which they may or must be used. Current liabilities are assigned to the fund from which they will be paid. The difference between governmental fund assets plus deferred outflows of resources and liabilities plus deferred inflows of resources is reported as fund balance. The following are the ESC's major governmental funds:

General fund - The general fund is used to account for and report all financial resources not accounted for and reported in another fund. The general fund balance is available for any purpose provided it is expended or transferred according to the general laws of Ohio.

Permanent improvement fund - The permanent improvement fund is used to account for the acquisition, construction, or improvement of capital facilities.

Other governmental funds of the ESC are used to account for specific revenue sources that are restricted or committed to an expenditure for specified purposes other than debt service or capital projects.

*FIDUCIARY FUNDS*

Fiduciary fund reporting focuses on net position and changes in net position. The fiduciary fund category is split into four classifications: pension trust funds, investment trust funds, private-purpose trust funds and custodial funds. The ESC's only fiduciary funds are custodial funds which account for various resources held for other organizations.

**C. Basis of Presentation and Measurement Focus**

Government-Wide Financial Statements - The statement of net position and the statement of activities display information about the ESC as a whole. These statements include the financial activities of the primary government, except for fiduciary funds.

The government-wide statement of activities presents a comparison between direct expenses and program revenues for each function or program of the governmental activities of the ESC. Direct expenses are those that are specifically associated with a service, program or department and therefore clearly identifiable to a particular function. Program revenues include amounts paid by the recipient of goods or services offered by the program and grants and contributions that are restricted to meeting the operational requirements of a particular program. Revenues not classified as program revenues are presented as general revenues of the ESC.

The government-wide financial statements are prepared using the economic resources measurement focus. All assets, deferred outflows of resources, liabilities, and deferred inflows of resources associated with the operation of the ESC are included on the statement of net position.

Fund Financial Statements - Fund financial statements report detailed information about the ESC. The focus of governmental fund financial statements is on the majors fund rather than reporting by fund type. Each major fund is presented in a separate column and all nonmajor funds are aggregated into one column. Fiduciary funds are reported by fund type.

**NORTH POINT EDUCATIONAL SERVICE CENTER  
ERIE COUNTY, OHIO**

NOTES TO THE BASIC FINANCIAL STATEMENTS  
FOR THE FISCAL YEAR ENDED JUNE 30, 2021

**NOTE 2 - SUMMARY OF SIGNIFICANT ACCOUNTING POLICIES - (Continued)**

All governmental funds are accounted for using a flow of current financial resources measurement focus. With this measurement focus, only current assets, deferred outflows of resources, liabilities, and deferred inflows of resources generally are included on the balance sheet. The statement of revenues, expenditures and changes in fund balances reports on the sources (i.e., revenues and other financing sources) and uses (i.e., expenditures and other financing uses) of current financial resources. This approach differs from the manner in which the governmental activities of the government-wide financial statements are prepared. Governmental fund financial statements therefore include reconciliations with brief explanations to better identify the relationship between the government-wide statements and the statements for governmental funds.

Custodial funds are reported using the economic resources measurement focus.

**D. Basis of Accounting**

Basis of accounting determines when transactions are recorded in the financial records and reported on the financial statements. Government-wide financial statements are prepared using the accrual basis of accounting. Governmental funds use the modified accrual basis of accounting. Fiduciary funds use the accrual basis of accounting. Differences in the accrual and the modified accrual basis of accounting arise in the recognition of revenue, the recording of deferred inflows, and in the presentation of expenses versus expenditures.

Revenues - Exchange and Non-exchange Transactions - Revenues resulting from exchange transactions, in which each party gives and receives essentially equal value, are recorded on the accrual basis when the exchange takes place. On a modified accrual basis, revenue is recorded in the fiscal year in which the resources are measurable and become available. Available means that the resources will be collected within the current fiscal year or are expected to be collected soon enough thereafter to be used to pay liabilities of the current fiscal year. For the ESC, available means expected to be received within sixty days of fiscal year-end.

Nonexchange transactions, in which the ESC receives value without directly giving equal value in return, include grants, entitlements and donations.

Revenue from grants, entitlements and donations is recognized in the fiscal year in which all eligibility requirements have been satisfied. Eligibility requirements include timing requirements, which specify the year when the resources are required to be used or the fiscal year when use is first permitted, matching requirements, in which the ESC must provide local resources to be used for a specified purpose and expenditure requirements, in which the resources are provided to the ESC on a reimbursement basis. On a modified accrual basis, revenue from nonexchange transactions must also be available before it can be recognized.

Under the modified accrual basis, tuition, interest revenue, revenue from services provided to other entities, intergovernmental revenue and miscellaneous revenues are considered to be both measurable and available at fiscal year end.

Deferred Outflows of Resources and Deferred Inflows of Resources - In addition to assets, the government-wide statement of net position will report a separate section for deferred outflows of resources. Deferred outflows of resources, represents a consumption of net position that applies to a future period and will not be recognized as an outflow of resources (expense/expenditure) until then. For the ESC, See Notes 11 and 12 for deferred outflows of resources related the ESC's net pension liability and net OPEB liability (asset), respectively.

**NORTH POINT EDUCATIONAL SERVICE CENTER  
ERIE COUNTY, OHIO**

NOTES TO THE BASIC FINANCIAL STATEMENTS  
FOR THE FISCAL YEAR ENDED JUNE 30, 2021

**NOTE 2 - SUMMARY OF SIGNIFICANT ACCOUNTING POLICIES - (Continued)**

In addition to liabilities, both the government-wide statement of net position and the governmental fund financial statements report a separate section for deferred inflows of resources. Deferred inflows of resources represent an acquisition of net position that applies to a future period and will not be recognized as an inflow of resources (revenue) until that time. For the ESC, deferred inflows of resources include unavailable revenue. Unavailable revenue is reported only on the governmental funds balance sheet, and represents receivables which will not be collected within the available period. For the ESC unavailable revenue includes, but is not limited to, intergovernmental grants, accrued interest, miscellaneous revenue, contract services, and tuition revenue. These amounts are deferred and recognized as an inflow of resources in the period the amounts become available.

For the ESC, See Notes 11 and 12 for deferred inflows of resources related to the ESC's net pension liability and net OPEB liability/asset, respectively. This deferred inflow of resources is only reported on the government-wide statement of net position.

Expenses/Expenditures - On the accrual basis of accounting, expenses are recognized at the time they are incurred.

The measurement focus of governmental fund accounting is on decreases in net financial resources (expenditures) rather than expenses. Expenditures are generally recognized in the accounting period in which the related fund liability is incurred, if measurable. Allocations of cost, such as depreciation and amortization, are not recognized in governmental funds.

**E. Cash and Investments**

To improve cash management, cash received by the ESC is pooled. Monies for all funds are maintained in this pool. Individual fund integrity is maintained through the ESC's records. Each fund's interest in the pool is presented as "equity in pooled cash and investments" on the financial statements.

During fiscal year 2021, investments were limited to investments in the State Treasury Asset Reserve of Ohio (STAR Ohio) and nonnegotiable certificates of deposit. Nonparticipating investment contracts such as nonnegotiable certificates of deposit are reported at cost.

STAR Ohio (the State Treasury Asset Reserve of Ohio), is an investment pool managed by the State Treasurer's Office which allows governments within the State to pool their funds for investment purposes. STAR Ohio is not registered with the SEC as an investment company, but has adopted Governmental Accounting Standards Board (GASB), Statement No. 79, "Certain External Investment Pools and Pool Participants." The ESC measures its investment in STAR Ohio at the net asset value (NAV) per share provided by STAR Ohio. The NAV per share is calculated on an amortized cost basis that provides an NAV per share that approximates fair value.

For fiscal year 2021, there were no limitations or restrictions on any participant withdrawals due to redemption notice periods, liquidity fees, or redemption gates. However, notice must be given 24 hours in advance of all deposits and withdrawals exceeding \$100 million. STAR Ohio reserves the right to limit the transaction to \$100 million, requiring the excess amount to be transacted the following business day(s), but only to the \$100 million limit. All accounts of the participant will be combined for these purposes.

Under existing Ohio statutes all investment earnings are assigned to the general fund unless statutorily required to be credited to a specific fund. The Board of Education has specified the funds to receive an allocation of interest earnings. Interest revenue credited to the general fund during fiscal year 2021 amounted to \$5,938, which includes \$0 assigned from other ESC funds

For presentation on the basic financial statements, investments of the cash management pool and investments with original maturities of three months or less at the time they are purchased by the ESC are considered to be cash equivalents. Investments with an initial maturity of more than three months are reported as investments.

**NORTH POINT EDUCATIONAL SERVICE CENTER  
ERIE COUNTY, OHIO**

NOTES TO THE BASIC FINANCIAL STATEMENTS  
FOR THE FISCAL YEAR ENDED JUNE 30, 2021

**NOTE 2 - SUMMARY OF SIGNIFICANT ACCOUNTING POLICIES - (Continued)**

An analysis of the ESC’s investment account at fiscal year end is provided in Note 4.

**F. Capital Assets**

General capital assets are those assets specifically related to governmental activities. These assets generally result from expenditures in the governmental funds. These assets are reported in the governmental activities column of the government-wide statement of net position, but are not reported in the fund financial statements.

All capital assets are capitalized at cost (or estimated historical cost) and updated for additions and retirements during the year. Donated capital assets are recorded at their acquisition value as of the date received. The ESC’s capitalization threshold is \$5,000. The ESC does not possess any infrastructure. Improvements are capitalized; the costs of normal maintenance and repairs that do not add to the value of the asset or materially extend an asset’s life are not.

All reported capital assets except land are depreciated. Improvements are depreciated over the remaining useful lives of the related capital assets. Depreciation is computed using the straight-line method over the following useful lives:

<u>Description</u>	<u>Governmental Activities Estimated Lives</u>
Buildings and leaseholder improvements	10 - 50 years
Furniture and equipment	5 - 20 years
Vehicles	6 - 10 years

**G. Compensated Absences**

Compensated absences of the ESC consist of vacation leave and sick leave to the extent that payments to the employee for these absences are attributable to services already rendered and are not contingent on a specific event that is outside the control of the ESC and the employee.

In accordance with the provisions of GASB Statement No. 16, "*Accounting for Compensated Absences*", a liability for vacation leave is accrued if (a) the employees' rights to payment are attributable to services already rendered; and (b) it is probable that the employer will compensate the employees for the benefits through paid time off or other means, such as cash payment at termination or retirement. An accrual for earned sick leave is made to the extent that it is probable that the benefits will result in termination (severance) payments. A liability for severance is based on the sick leave accumulated at the balance sheet date by those employees who are currently eligible to receive termination (severance) payments, as well as those employees expected to become eligible in the future.

The entire compensated absence liability is reported on the government-wide financial statements.

For governmental fund financial statements, compensated absences are recognized as liabilities and expenditures as payments come due each period upon the occurrence of employee resignations and retirements.

**H. Accrued Liabilities and Long-Term Obligations**

All payables, accrued liabilities and long-term obligations are reported in the government-wide financial statements.

**NORTH POINT EDUCATIONAL SERVICE CENTER  
ERIE COUNTY, OHIO**

NOTES TO THE BASIC FINANCIAL STATEMENTS  
FOR THE FISCAL YEAR ENDED JUNE 30, 2021

**NOTE 2 - SUMMARY OF SIGNIFICANT ACCOUNTING POLICIES - (Continued)**

In general, governmental fund payables and accrued liabilities that, once incurred, are paid in a timely manner and in full from current financial resources are reported as obligations of the funds; however, compensated absences and net pension/OPEB liability that will be paid from governmental funds are reported as a liability in the fund financial statements only to the extent that they are due for payment during the current year. Net pension/OPEB liability should be recognized in the governmental funds to the extent that benefit payments are due and payable and the pension/OPEB plan's fiduciary net position is not sufficient for payment of those benefits.

**I. Fund Balance**

Fund balance is divided into five classifications based primarily on the extent to which the ESC is bound to observe constraints imposed upon the use of the resources in the governmental funds. The classifications are as follows:

Nonspendable - The nonspendable fund balance classification includes amounts that cannot be spent because they are not in spendable form or legally required to be maintained intact. The "not in spendable form" criterion includes items that are not expected to be converted to cash. It also includes the long-term amount of loans receivable in the general fund.

Restricted - Fund balance is reported as restricted when constraints are placed on the use of resources that are either externally imposed by creditors (such as through debt covenants), grantors, contributors, or laws or regulations of other governments, or imposed by law through constitutional provisions or enabling legislation.

Committed - The committed fund balance classification includes amounts that can be used only for the specific purposes imposed by a formal action (resolution) of the ESC Governing Board (the highest level of decision making authority). Those committed amounts cannot be used for any other purpose unless the ESC Governing Board removes or changes the specified use by taking the same type of action (resolution) it employed to previously commit those amounts. Committed fund balance also incorporates contractual obligations to the extent that existing resources in the fund have been specifically committed for use in satisfying those contractual requirements.

Assigned - Amounts in the assigned fund balance classification are intended to be used by the ESC for specific purposes but do not meet the criteria to be classified as restricted nor committed. In governmental funds other than the general fund, assigned fund balance represents the remaining amount that is not restricted or committed. In the general fund, assigned amounts represent intended uses established by policies of the ESC Governing Board, which includes giving the Treasurer the authority to constrain monies for intended purposes.

Unassigned - Unassigned fund balance is the residual classification for the general fund and includes all spendable amounts not contained in the other classifications. In other governmental funds, the unassigned classification is only used to report a deficit fund balance resulting from overspending for specific purposes for which amounts had been restricted, committed, or assigned.

The ESC applies restricted resources first when expenditures are incurred for purposes for which restricted and unrestricted (committed, assigned, and unassigned) fund balance is available. Similarly, within unrestricted fund balance, committed amounts are reduced first followed by assigned, and then unassigned amounts when expenditures are incurred for purposes for which amounts in any of the unrestricted fund balance classifications could be used.

**NORTH POINT EDUCATIONAL SERVICE CENTER  
ERIE COUNTY, OHIO**

NOTES TO THE BASIC FINANCIAL STATEMENTS  
FOR THE FISCAL YEAR ENDED JUNE 30, 2021

**NOTE 2 - SUMMARY OF SIGNIFICANT ACCOUNTING POLICIES - (Continued)**

**J. Net Position**

Net position represents the difference between assets and deferred outflows and liabilities and deferred inflows. The net position component “net investment in capital assets,” consists of capital assets, net of accumulated depreciation, reduced by the outstanding balances of any borrowing used for the acquisition, construction or improvement of those assets. Deferred outflows of resources and deferred inflows of resources that are attributable to the acquisition, construction or improvement of those assets or related debt also should be included in this component of net position. Net position is reported as restricted when there are limitations imposed on its use either through the enabling legislation adopted by the ESC or through external restrictions imposed by creditors, grantors or laws or regulations of other governments. The amount restricted for other purposes represents amounts restricted for extracurricular activities.

The ESC applies restricted resources first when an expense is incurred for purposes for which both restricted and unrestricted net position is available.

**K. Prepayments**

Certain payments to vendors reflect the costs applicable to future accounting periods and are recorded as prepaid items in both government-wide and fund financial statements. These items are reported as assets on the balance sheet using the consumption method. A current asset for the prepaid amounts is recorded at the time of the purchase and the expenditure/expense is reported in the year in which services are consumed. At fiscal year-end, because prepayments are not available to finance future governmental fund expenditures, the funds balance is nonspendable on the fund financial statements by an amount equal to the carrying amount of the asset.

**L. Estimates**

The preparation of the basic financial statements in conformity with GAAP requires management to make estimates and assumptions that affect the amounts reported in the basic financial statements and accompanying notes. Actual results may differ from those estimates.

**M. Interfund Activity**

Exchange transactions between funds are reported as revenues in the seller funds and as expenditures/expenses in the purchaser funds. Flows of cash or goods from one fund to another without a requirement for repayment are reported as interfund transfers. Repayments from funds responsible for particular expenditures/expenses to the funds that initially paid for them are not presented on the basic financial statements. Interfund activities between governmental funds are eliminated in the statement of activities.

**N. Pensions/Other Postemployment Benefits (OPEB)**

For purposes of measuring the net pension/OPEB liability, net OPEB asset, deferred outflows of resources and deferred inflows of resources related pensions/OPEB, and pension/OPEB expense, information about the fiduciary net position of the pension/OPEB plans and additions to/deductions from their fiduciary net position have been determined on the same basis as they are reported by the pension/OPEB plan. For this purpose, benefit payments (including refunds of employee contributions) are recognized when due and payable in accordance with the benefit terms. The pension/OPEB plans report investments at fair value.

**O. Extraordinary and Special Items**

Extraordinary items are transactions or events that are both unusual in nature and infrequent in occurrence. Special items are transactions or events that are within the control of the Governing Board and that are either unusual in nature or infrequent in occurrence. Neither type of transaction occurred during fiscal year 2021.

**NORTH POINT EDUCATIONAL SERVICE CENTER  
ERIE COUNTY, OHIO**

NOTES TO THE BASIC FINANCIAL STATEMENTS  
FOR THE FISCAL YEAR ENDED JUNE 30, 2021

**NOTE 3 - ACCOUNTABILITY AND COMPLIANCE**

**Change in Accounting Principles**

For fiscal year 2021, the ESC has applied GASB Statement No. 95, "*Postponement of the Effective Dates of Certain Authoritative Guidance*." GASB Statement No. 95 provides temporary relief to governments and other stakeholders in light of the COVID-19 pandemic. This objective is accomplished by postponing the effective dates of certain provisions in Statements and Implementation Guides that first became effective or are scheduled to become effective for periods beginning after June 15, 2018, and later.

Certain provisions contained in the following pronouncements were scheduled to be implemented for the fiscal year ended June 30, 2021. Due to the implementation of GASB Statement No. 95, the effective dates of certain provisions contained in these pronouncements are postponed until the fiscal year ended June 30, 2022:

Statement No. 87, *Leases*

Implementation Guide No. 2019-3, *Leases*

Statement No. 89, *Accounting for Interest Cost Incurred before the End of a Construction Period*

Statement No. 92, *Omnibus 2020*

Statement No. 93, *Replacement of Interbank Offered Rates*

**NOTE 4 - DEPOSITS AND INVESTMENTS**

The ESC maintains a cash and investment pool used by all funds. Each fund type's portion of this pool is displayed on the financial statements as "equity in pooled cash and investments". Statutes require the classification of monies held by the ESC into three categories, as follows.

Active deposits are public deposits necessary to meet current demands on the treasury. Such monies must be maintained either as cash in the ESC treasury, in commercial accounts payable or withdrawable on demand, including negotiable order of withdrawal (NOW) accounts, or in money market deposit accounts.

Inactive deposits are public deposits that the Governing Board has identified as not required for use within the current five year period of designation of depositories. Inactive deposits must either be evidenced by certificates of deposit maturing not later than the end of the current period of designation of depositories, or by savings or deposit accounts including, but not limited to, passbook accounts.

Interim deposits are deposits of interim monies. Interim monies are those monies which are not needed for immediate use, but which will be needed before the end of the current period of designation of depositories.

Interim deposits must be evidenced by time certificates of deposit maturing not more than one year from the date of deposit or by savings or deposit accounts including passbook accounts.

Interim monies may be deposited or invested in the following securities:

1. United States Treasury Notes, Bills, Bonds, or any other obligation or security issued by the United States Treasury or any other obligation guaranteed as to principal and interest by the United States;
2. Bonds, notes, debentures, or any other obligations or securities issued by any federal government agency or instrumentality, including, but not limited to, the Federal National Mortgage Association, Federal Home Loan Bank, Federal Farm Credit Bank, Federal Home Loan Mortgage Corporation, and Government National Mortgage Association. All federal agency securities shall be direct issuances of federal government agencies or instrumentalities;



**NORTH POINT EDUCATIONAL SERVICE CENTER  
ERIE COUNTY, OHIO**

**NOTES TO THE BASIC FINANCIAL STATEMENTS  
FOR THE FISCAL YEAR ENDED JUNE 30, 2021**

**NOTE 4 - DEPOSITS AND INVESTMENTS - (Continued)**

3. Written repurchase agreements in the securities listed above provided that the fair value of the securities subject to the repurchase agreement must exceed the principal value of the agreement by at least two percent and be marked to market daily, and that the term of the agreement must not exceed thirty days;
4. Bonds and other obligations of the State of Ohio, and with certain limitations including a requirement for maturity within ten years from the date of settlement, bonds and other obligations of political subdivisions of the State of Ohio, if training requirements have been met;
5. Time certificates of deposit or savings or deposit accounts including, but not limited to, passbook accounts;
6. No-load money market mutual funds consisting exclusively of obligations described in items (1) and (2) above and repurchase agreements secured by such obligations, provided that investments in securities described in this division are made only through eligible institutions;
7. The State Treasurer's investment pool, the State Treasury Asset Reserve of Ohio (STAR Ohio);
8. Certain bankers' acceptances for a period not to exceed one hundred eighty days) and commercial paper notes (for a period not to exceed two hundred seventy days) in an amount not to exceed 40 percent of the interim monies available for investment at any one time if training requirements have been met; and,

Protection of the deposits is provided by the Federal Deposit Insurance Corporation (FDIC), by eligible securities pledged by the financial institution as security for repayment, or by the financial institutions participation in the Ohio Pooled Collateral System (OPCS), a collateral pool of eligible securities deposited with a qualified trustee and pledged to the Treasurer of State to secure the repayment of all public monies deposited in the financial institution.

Investments in stripped principal or interest obligations, reverse repurchase agreements and derivatives are prohibited. The issuance of taxable notes for the purpose of arbitrage, the use of leverage and short selling are also prohibited. Except as noted above, an investment must mature within five years from the date of purchase unless matched to a specific obligation or debt of the ESC and must be purchased with the expectation that it will be held to maturity. Investments may only be made through specified dealers and institutions. Payment for investments may be made only upon delivery of the securities representing the investments to the Treasurer or, if the securities are not represented by a certificate, upon receipt of confirmation of transfer from the custodian.

**A. Cash on Hand**

At fiscal year end, the ESC had \$43 in undeposited cash on hand which is included on the financial statements of the ESC as part of "equity in pooled cash and investments".

**B. Deposits with Financial Institutions**

At June 30, 2021, the carrying amount of all ESC deposits was \$4,378,536, and the bank balance of all ESC deposits was \$4,493,021. None of the bank balance was exposed to custodial risk as discussed below.

THIS SPACE INTENTIONALLY LEFT BLANK

**NORTH POINT EDUCATIONAL SERVICE CENTER  
ERIE COUNTY, OHIO**

NOTES TO THE BASIC FINANCIAL STATEMENTS  
FOR THE FISCAL YEAR ENDED JUNE 30, 2021

**NOTE 4 - DEPOSITS AND INVESTMENTS - (Continued)**

Custodial credit risk is the risk that, in the event of bank failure, the ESC will not be able to recover deposits or collateral securities that are in the possession of an outside party. The ESC has no deposit policy for custodial credit risk beyond the requirements of State statute. Ohio law requires that deposits either be insured or protected by (1) eligible securities pledged to the ESC and deposited with a qualified trustee by the financial institution as security for repayment whose fair value at all times shall be at least 105 percent of the deposits being secured, or (2) participation in the Ohio Pooled Collateral System (OPCS), a collateral pool of eligible securities deposited with a qualified trustee and pledged to the Treasurer of State to secure the repayment of all public monies deposited in the financial institution. OPCS requires the total fair value of the securities pledged to be 102 percent of the deposits being secured or a rate set by the Treasurer of State. For 2021, the ESC's financial institutions did not participate in the OPCS. Although all statutory requirements for the deposit of money had been followed, noncompliance with Federal requirements could potentially subject the ESC to a successful claim by the FDIC.

**C. Investments**

As of June 30, 2021, the ESC had the following investments and maturities:

Investment/Measurement type	Measurement Value	Investment Maturity 6 months or less
<i>Amortized cost:</i>		
STAR Ohio	\$ 22,621,721	\$ 22,621,721

*Credit Risk* is the possibility that an issuer or other counter party to an investment will not fulfill its obligation. The ESC's investments in STAR Ohio were assigned an AAAM money market rating by Standard & Poor's. The ESC's investment policy does not specifically address credit risk beyond requiring the ESC to only invest in securities authorized by State statute.

*Concentration of Credit Risk:* The ESC places no limit on the amount that may be invested in any one issuer. The following table includes the percentage of each investment type held by the ESC at June 30, 2021:

Investment/Measurement type	Value	% of Total
<i>Amortized cost:</i>		
STAR Ohio	\$ 22,621,721	100.00

THIS SPACE INTENTIONALLY LEFT BLANK

**NORTH POINT EDUCATIONAL SERVICE CENTER  
ERIE COUNTY, OHIO**

NOTES TO THE BASIC FINANCIAL STATEMENTS  
FOR THE FISCAL YEAR ENDED JUNE 30, 2021

**NOTE 4 - DEPOSITS AND INVESTMENTS - (Continued)**

**D. Reconciliation of Cash and Investments to the Statement of Net Position**

The following is a reconciliation of cash and investments as reported in the note above to cash and investments as reported on the statement of net position as of June 30, 2021:

<u>Cash and cash equivalents per note</u>	
Carrying amount of deposits	\$ 4,378,536
Investments	22,621,721
Cash on hand	43
Total	\$ 27,000,300
 <u>Cash and cash equivalents per statement of net position</u>	
Governmental activities	\$ 5,214,272
Custodial funds	21,786,028
Total	\$ 27,000,300

**NOTE 5 - RECEIVABLES**

Receivables at June 30, 2021 consisted of accounts (charges for individual tuition and other services) and intergovernmental (grants and billings to school districts for user charged services). All receivables are considered collectible in full. A summary of the principal items of receivables reported on the statement of net position follows:

<b>Governmental activities:</b>	
Accounts	\$ 12,927
Intergovernmental	496,458
Total	\$ 509,385

Receivables have been disaggregated on the face of the basic financial statements. All receivables are expected to be collected in the subsequent year.

**NOTE 6 - STATE FUNDING**

The ESC is funded by the State Board of Education from State funds for the cost of Part (A) of the budget.

The local school districts to which belong to the ESC agree to pay a per pupil amount to provide additional funding for services provided by the ESC, \$9.50 per pupil for school districts located in Erie County and \$6.50 for school districts located in Huron, Ottawa, and Sandusky Counties.

Part (B) of the budget is funded in the following way. Simultaneously, \$26.00 (if determined to high performing ESC) times the sum of the ADM is paid by the State Board of Education from State funds to the ESC.

**NORTH POINT EDUCATIONAL SERVICE CENTER  
ERIE COUNTY, OHIO**

NOTES TO THE BASIC FINANCIAL STATEMENTS  
FOR THE FISCAL YEAR ENDED JUNE 30, 2021

**NOTE 7 - CAPITAL ASSETS**

Capital asset activity for the fiscal year ended June 30, 2021, was as follows:

	Balance 07/01/20	Additions	Deductions	Balance 6/30/21
<i>Capital assets, not being depreciated:</i>				
Land	\$ 114,850	\$ -	\$ -	\$ 114,850
Total capital assets, not being depreciated	114,850	-	-	114,850
<i>Capital assets, being depreciated:</i>				
Buildings and leaseholder improvements	1,682,983	-	-	1,682,983
Furniture and equipment	276,653	-	-	276,653
Vehicles	42,105	-	-	42,105
Total capital assets, being depreciated	2,001,741	-	-	2,001,741
<i>Less: accumulated depreciation</i>				
Buildings and leaseholder improvements	(321,392)	(98,192)	-	(419,584)
Furniture and equipment	(247,247)	(2,801)	-	(250,048)
Vehicles	(27,104)	-	-	(27,104)
Total accumulated depreciation	(595,743)	(100,993)	-	(696,736)
Governmental activities capital assets, net	\$ 1,520,848	\$ (100,993)	\$ -	\$ 1,419,855

Depreciation expense was charged to governmental functions as follows:

Instruction:

Regular	\$ 1,680
Special	98,192

Support services:

Instructional staff	359
Operations and maintenance	762

Total depreciation expense \$ 100,993

**NOTE 8 - LONG-TERM OBLIGATIONS**

Long-term obligations activity for the fiscal year ended June 30, 2021 was as follows:

	Balance Outstanding 07/01/20	Additions	Reductions	Balance Outstanding 6/30/21	Amounts Due in One Year
Capital lease obligation	\$ 5,496	\$ -	\$ (1,597)	\$ 3,899	\$ 1,679
Net pension liability	24,083,318	523,728	-	24,607,046	-
Net OPEB liability	2,991,526	-	(739,579)	2,251,947	-
Compensated absences	861,353	213,596	(144,305)	930,644	187,090
Total	\$ 27,941,693	\$ 737,324	\$ (885,481)	\$ 27,793,536	\$ 188,769

**NORTH POINT EDUCATIONAL SERVICE CENTER  
ERIE COUNTY, OHIO**

NOTES TO THE BASIC FINANCIAL STATEMENTS  
FOR THE FISCAL YEAR ENDED JUNE 30, 2021

**NOTE 8 - LONG-TERM OBLIGATIONS - (Continued)**

Capital Lease Obligation: Capital lease obligations will be paid from the general fund. See Note 15 for details.

Net Pension Liability: The ESC's net pension liability is described in Note 11. The ESC pays obligations related to employee compensation from the fund benefitting from their service.

Net OPEB Liability/Asset: The ESC's net OPEB liability/asset is described in Note 12. The ESC pays obligations related to employee compensation from the fund benefitting from their service.

Compensated Absences: Compensated absences will be paid from the fund from which the employee's salaries are paid, which is primarily the general fund.

**NOTE 9 - OPERATING LEASES**

- A. The ESC entered into an operating lease agreement on September 26, 2018, with Valley Ford of Huron to lease a 2018 Ford Taurus. The term of the lease commenced November 16, 2018, and will end on November 13, 2021.

The ESC will pay Valley Ford of Huron payments in monthly installments each month during the term. The ESC made \$4,485 in payments to Valley Ford of Huron during fiscal year 2021. A schedule of the future lease payment can be found below.

Fiscal year ending June 30,	Amount
2022	\$ 1,121

- B. The ESC entered into an operating lease with Erie County for the period January 1, 2017 through July 31, 2022 for a building located at 4405 Galloway Road, Sandusky, Ohio 44870. The lease payments are \$3,000 per month, which amounts to \$36,000 for fiscal years 2020 through 2022 and \$3,000 for fiscal year 2023.
- C. The ESC entered into an operating lease with 4918 Milan Investments, Ltd. for the period October 1, 2017 through October 21, 2027 for a building located at 4918 Milan Road, Sandusky, Ohio 44870.

The ESC shall pay to 4918 Milan Investments, Ltd. payments in monthly installments on the first day of each month during the term. The ESC made \$66,333 in payments to 4918 Milan Investments, Ltd. during fiscal year 2021. A schedule of the future lease payment can be found below.

Fiscal year ending June 30,	Amount
2022	\$ 68,333
2023	70,333
2024	71,000
2025	71,000
2026	71,667
2027 - 2028	96,000
Total	\$ 448,333

THIS SPACE INTENTIONALLY LEFT BLANK

**NORTH POINT EDUCATIONAL SERVICE CENTER  
ERIE COUNTY, OHIO**

**NOTES TO THE BASIC FINANCIAL STATEMENTS  
FOR THE FISCAL YEAR ENDED JUNE 30, 2021**

**NOTE 10 - RISK MANAGEMENT**

A. The ESC is exposed to various risks of loss related to torts, theft of, damage to, and destruction of assets, errors and omissions, injuries to employees and natural disasters. During fiscal year 2021, the ESC has contracted with various insurance commercial carriers to provide insurance coverage for the following risks:

- Commercial property
- Inland marine
- Business liability
- Business personal property
- Business auto
- Education liability

Settled claims have not exceeded this commercial coverage in any of the past three years. There has been no significant reduction in coverage from the prior year.

**B. Employee Health Benefits**

The ESC provides employee health care benefits through the Huron-Erie School Employees Insurance Association.

The ESC has contracted with the Huron-Erie School Employees Insurance Association (the Association) to provide medical/surgical, dental, and life insurance benefits for its employees and their covered dependents. The Association is a shared risk pool comprised of several school districts that provide public education within Erie and Huron Counties. The school districts pay monthly contributions that are placed in a common fund from which eligible claims and expenses are paid for employees of participating school districts and their covered dependents. Claims are paid for all participants regardless of claims flow.

In the event of withdrawal, the ESC shall assume and be responsible for payment of all claims of its eligible employees, families, and dependents from the effective date of withdrawal, regardless of when such claims were incurred, processed, or presented to the Association, insurance provider, insurance consultant, or any other appropriate or authorized person or representative; provided further, any such claims, which are paid after the effective date of withdrawal by the Association insurance provider or insurance consultant, or charged to such parties, shall be reimbursed in full by any withdrawing member upon demand of the Association.

**C. Workers' Compensation Group Rating Plan**

The ESC participates in the Ohio Association of School Business Officials Workers' Compensation Group Rating Plan (the Plan), an insurance purchasing pool (Note 2.A.). The intent of the Plan is to achieve the benefit of a reduced premium for the ESC by virtue of its grouping and representation with other participants in the Plan. Participants in the Plan are placed on tiers according to their loss history. Participants with low loss histories are rewarded with greater savings than participants with higher loss histories. Each participant pays its workers' compensation premium to the State based on the rate for its Plan tier rather than its individual rate. Participation in the Plan is limited to school districts that can meet the Plan's selection criteria. The firm of Spooner, Inc. provides administrative, cost control, assistance with safety programs and actuarial services to the Plan.

**NOTE 11 - DEFINED BENEFIT PENSION PLANS**

The Statewide retirement systems provide both pension benefits and other postemployment benefits (OPEB).

***Net Pension Liability/Net OPEB Liability (Asset)***

Pensions and OPEB are a component of exchange transactions - between an employer and its employees - of salaries and benefits for employee services. Pensions/OPEB are provided to an employee - on a deferred-payment basis - as part of the total compensation package offered by an employer for employee services each financial period.

**NORTH POINT EDUCATIONAL SERVICE CENTER  
ERIE COUNTY, OHIO**

NOTES TO THE BASIC FINANCIAL STATEMENTS  
FOR THE FISCAL YEAR ENDED JUNE 30, 2021

**NOTE 11 - DEFINED BENEFIT PENSION PLANS - (Continued)**

The net pension/OPEB liability (asset) represent the ESC’s proportionate share of each pension/OPEB plan’s collective actuarial present value of projected benefit payments attributable to past periods of service, net of each pension/OPEB plan’s fiduciary net position. The net pension/OPEB liability (asset) calculation is dependent on critical long-term variables, including estimated average life expectancies, earnings on investments, cost of living adjustments and others. While these estimates use the best information available, unknowable future events require adjusting these estimates annually.

Ohio Revised Code limits the ESC’s obligation for this liability to annually required payments. The ESC cannot control benefit terms or the manner in which pensions/OPEB are financed; however, the ESC does receive the benefit of employees’ services in exchange for compensation including pension and OPEB.

GASB 68/75 assumes the liability is solely the obligation of the employer, because (1) they benefit from employee services; and (2) State statute requires funding to come from these employers. All pension contributions to date have come solely from these employers (which also includes pension costs paid in the form of withholdings from employees). The retirement systems may allocate a portion of the employer contributions to provide for these OPEB benefits. In addition, health care plan enrollees pay a portion of the health care costs in the form of a monthly premium. State statute requires the retirement systems to amortize unfunded pension liabilities within 30 years. If the pension amortization period exceeds 30 years, each retirement system’s board must propose corrective action to the State legislature. Any resulting legislative change to benefits or funding could significantly affect the net pension/OPEB liability (asset). Resulting adjustments to the net pension/OPEB liability (asset) would be effective when the changes are legally enforceable. The Ohio revised Code permits, but does not require the retirement systems to provide healthcare to eligible benefit recipients.

The remainder of this note includes the required pension disclosures. See Note 12 for the required OPEB disclosures.

The proportionate share of each plan’s unfunded benefits is presented as a long-term *net pension/OPEB liability (asset)* on the accrual basis of accounting. Any liability for the contractually-required pension contribution outstanding at the end of the year is included in pension and postemployment benefits payable on both the accrual and modified accrual bases of accounting.

***Plan Description - School Employees Retirement System (SERS)***

Plan Description - The ESC non-teaching employees participate in SERS, a cost-sharing multiple-employer defined benefit pension plan administered by SERS. SERS provides retirement, disability and survivor benefits, annual cost-of-living adjustments, and death benefits to plan members and beneficiaries. Authority to establish and amend benefits is provided by Ohio Revised Code Chapter 3309. SERS issues a publicly available, stand-alone financial report that includes financial statements, required supplementary information and detailed information about SERS’ fiduciary net position. That report can be obtained by visiting the SERS website at [www.ohsers.org](http://www.ohsers.org) under Employers/Audit Resources.

Age and service requirements for retirement are as follows:

	Eligible to Retire on or before August 1, 2017 *	Eligible to Retire after August 1, 2017
Full benefits	Age 65 with 5 years of services credit; or Any age with 30 years of service credit	Age 67 with 10 years of service credit; or Age 57 with 30 years of service credit
Actuarially reduced benefits	Age 60 with 5 years of service credit; or Age 55 with 25 years of service credit	Age 62 with 10 years of service credit; or Age 60 with 25 years of service credit

\* Members with 25 years of service credit as of August 1, 2017 will be included in this plan.

**NORTH POINT EDUCATIONAL SERVICE CENTER  
ERIE COUNTY, OHIO**

NOTES TO THE BASIC FINANCIAL STATEMENTS  
FOR THE FISCAL YEAR ENDED JUNE 30, 2021

**NOTE 11 - DEFINED BENEFIT PENSION PLANS - (Continued)**

Annual retirement benefits are calculated based on final average salary multiplied by a percentage that varies based on years of service; 2.2% for the first thirty years of service and 2.5% for years of service credit over 30. Final average salary is the average of the highest three years of salary.

Effective January 1, 2018, SERS cost-of-living adjustment (COLA) changed from a fixed 3% annual increase to one based on the Consumer Price Index (CPI-W) with a cap of 2.5% and a floor of 0%. SERS also has the authority to award or suspend the COLA, or to adjust the COLA above or below CPI-W. SERS suspended the COLA increases for 2018, 2019 and 2020 for current retirees, and confirmed their intent to implement a four-year waiting period for the start of a COLA for future retirees. For 2021, the COLA was 0.5%.

Funding Policy - Plan members are required to contribute 10% of their annual covered salary and the ESC is required to contribute 14% of annual covered payroll. The contribution requirements of plan members and employers are established and may be amended by the SERS' Retirement Board up to statutory maximum amounts of 10% for plan members and 14% for employers. The Retirement Board, acting with the advice of the actuary, allocates the employer contribution rate among four of the System's funds (Pension Trust Fund, Death Benefit Fund, Medicare B Fund, and Health Care Fund). For the fiscal year ended June 30, 2021, the allocation to pension, death benefits, and Medicare B was 14.0%.

The ESC's contractually required contribution to SERS was \$471,144 for fiscal year 2021. Of this amount, \$42,748 is reported as pension and postemployment benefits payable.

***Plan Description - State Teachers Retirement System (STRS)***

Plan Description - Licensed teachers participate in STRS, a cost-sharing multiple-employer public employee retirement system administered by STRS. STRS provides retirement and disability benefits to members and death and survivor benefits to beneficiaries. STRS issues a stand-alone financial report that includes financial statements, required supplementary information and detailed information about STRS' fiduciary net position. That report can be obtained by writing to STRS, 275 East Broad Street, Columbus, Ohio 43215-3771, by calling (888) 227-7877, or by visiting the STRS website at [www.strsoh.org](http://www.strsoh.org).

New members have a choice of three retirement plans: a Defined Benefit (DB) Plan, a Defined Contribution (DC) Plan and a Combined (CO) Plan. Benefits are established by Ohio Revised Code Chapter 3307. The DB Plan offers an annual retirement allowance based on final average salary multiplied by a percentage that varies based on years of service. Effective August 1, 2015, the calculation will be 2.2% of final average salary for the five highest years of earnings multiplied by all years of service. Effective July 1, 2017, the cost-of-living adjustment was reduced to zero. Members are eligible to retire at age 60 with five years of qualifying service credit, or age 55 with 28 years of service, or 33 years of service regardless of age. Eligibility changes will be phased in until August 1, 2026, when retirement eligibility for unreduced benefits will be five years of service credit and age 65, or 35 years of service credit and at least age 60.

The DC Plan allows members to place all of their member contributions and 9.53% of the 14% employer contributions into an investment account. Investment allocation decisions are determined by the member. The remaining 4.47% of the 14% employer rate is allocated to the defined benefit unfunded liability. A member is eligible to receive a retirement benefit at age 50 and termination of employment. The member may elect to receive a lifetime monthly annuity or a lump sum withdrawal.

The Combined Plan offers features of both the DB Plan and the DC Plan. In the Combined Plan, 12% of the 14% member rate goes to the DC Plan and the remaining 2% is applied to the DB Plan. Member contributions to the DC Plan are allocated among investment choices by the member, and contributions to the DB Plan from the employer and the member are used to fund the defined benefit payment at a reduced level from the regular DB Plan. The defined benefit portion of the Combined Plan payment is payable to a member on or after age 60 with five years of service. The defined contribution portion of the account may be taken as a lump sum payment or converted to a lifetime monthly annuity after termination of employment at age 50 and after termination of employment.



**NORTH POINT EDUCATIONAL SERVICE CENTER  
ERIE COUNTY, OHIO**

NOTES TO THE BASIC FINANCIAL STATEMENTS  
FOR THE FISCAL YEAR ENDED JUNE 30, 2021

**NOTE 11 - DEFINED BENEFIT PENSION PLANS - (Continued)**

New members who choose the DC Plan or Combined Plan will have another opportunity to reselect a permanent plan during their fifth year of membership. Members may remain in the same plan or transfer to another STRS plan. The optional annuitization of a member's defined contribution account or the defined contribution portion of a member's Combined Plan account to a lifetime benefit results in STRS bearing the risk of investment gain or loss on the account. STRS has therefore included all three plan options as one defined benefit plan for GASB 68 reporting purposes.

A DB or Combined Plan member with five or more years of credited service who is determined to be disabled may qualify for a disability benefit. Eligible survivors of members who die before service retirement may qualify for monthly benefits. New members on or after July 1, 2013, must have at least ten years of qualifying service credit to apply for disability benefits. Members in the DC Plan who become disabled are entitled only to their account balance. If a member of the DC Plan dies before retirement benefits begin, the member's designated beneficiary is entitled to receive the member's account balance.

Funding Policy - Employer and member contribution rates are established by the State Teachers Retirement Board and limited by Chapter 3307 of the Ohio Revised Code. For fiscal year 2021, plan members were required to contribute 14% of their annual covered salary. The ESC was required to contribute 14%; the entire 14% was the portion used to fund pension obligations. The fiscal year 2021 contribution rates were equal to the statutory maximum rates.

The ESC's contractually required contribution to STRS was \$1,252,598 for fiscal year 2021. Of this amount, \$137,794 is reported as pension and postemployment benefits payable.

***Pension Liabilities, Pension Expense, and Deferred Outflows of Resources and Deferred Inflows of Resources Related to Pensions***

The net pension liability was measured as of June 30, 2020, and the total pension liability used to calculate the net pension liability was determined by an actuarial valuation as of that date. The ESC's proportion of the net pension liability was based on the ESC's share of contributions to the pension plan relative to the projected contributions of all participating entities.

Following is information related to the proportionate share and pension expense:

	<u>SERS</u>	<u>STRS</u>	<u>Total</u>
Proportion of the net pension liability prior measurement date	0.11615970%	0.07747567%	
Proportion of the net pension liability current measurement date	<u>0.09942760%</u>	<u>0.07451796%</u>	
Change in proportionate share	<u>-0.01673210%</u>	<u>-0.00295771%</u>	
Proportionate share of the net pension liability	\$ 6,576,351	\$ 18,030,695	\$ 24,607,046
Pension expense	\$ 197,826	\$ 1,822,468	\$ 2,020,294

THIS SPACE INTENTIONALLY LEFT BLANK

**NORTH POINT EDUCATIONAL SERVICE CENTER  
ERIE COUNTY, OHIO**

NOTES TO THE BASIC FINANCIAL STATEMENTS  
FOR THE FISCAL YEAR ENDED JUNE 30, 2021

**NOTE 11 - DEFINED BENEFIT PENSION PLANS - (Continued)**

At June 30, 2021, the ESC reported deferred outflows of resources and deferred inflows of resources related to pensions from the following sources:

	<u>SERS</u>	<u>STRS</u>	<u>Total</u>
<b>Deferred outflows of resources</b>			
Differences between expected and actual experience	\$ 12,774	\$ 40,456	\$ 53,230
Net difference between projected and actual earnings on pension plan investments	417,466	876,834	1,294,300
Changes of assumptions	-	967,900	967,900
Difference between employer contributions and proportionate share of contributions/ change in proportionate share	-	100,831	100,831
Contributions subsequent to the measurement date	471,144	1,252,598	1,723,742
<b>Total deferred outflows of resources</b>	<u><u>\$ 901,384</u></u>	<u><u>\$ 3,238,619</u></u>	<u><u>\$ 4,140,003</u></u>

	<u>SERS</u>	<u>STRS</u>	<u>Total</u>
<b>Deferred inflows of resources</b>			
Differences between expected and actual experience	\$ -	\$ 115,292	\$ 115,292
Difference between employer contributions and proportionate share of contributions/ change in proportionate share	654,164	1,173,376	1,827,540
<b>Total deferred inflows of resources</b>	<u><u>\$ 654,164</u></u>	<u><u>\$ 1,288,668</u></u>	<u><u>\$ 1,942,832</u></u>

\$1,723,742 reported as deferred outflows of resources related to pension resulting from ESC contributions subsequent to the measurement date will be recognized as a reduction of the net pension liability in the fiscal year ending June 30, 2022.

Other amounts reported as deferred outflows of resources and deferred inflows of resources related to pension will be recognized in pension expense as follows:

	<u>SERS</u>	<u>STRS</u>	<u>Total</u>
Fiscal Year Ending June 30:			
2022	\$ (428,944)	\$ 325,147	\$ (103,797)
2023	(99,693)	(84,934)	(184,627)
2024	174,008	208,317	382,325
2025	130,705	248,823	379,528
<b>Total</b>	<u><u>\$ (223,924)</u></u>	<u><u>\$ 697,353</u></u>	<u><u>\$ 473,429</u></u>

**NORTH POINT EDUCATIONAL SERVICE CENTER  
ERIE COUNTY, OHIO**

NOTES TO THE BASIC FINANCIAL STATEMENTS  
FOR THE FISCAL YEAR ENDED JUNE 30, 2021

**NOTE 11 - DEFINED BENEFIT PENSION PLANS - (Continued)**

***Actuarial Assumptions - SERS***

SERS' total pension liability was determined by their actuaries in accordance with GASB Statement No. 67, as part of their annual actuarial valuation for each defined benefit retirement plan. Actuarial valuations of an ongoing plan involve estimates of the value of reported amounts (e.g., salaries, credited service) and assumptions about the probability of occurrence of events far into the future (e.g., mortality, disabilities, retirements, employment termination). Actuarially determined amounts are subject to continual review and potential modifications, as actual results are compared with past expectations and new estimates are made about the future.

Projections of benefits for financial reporting purposes are based on the substantive plan (the plan as understood by the employers and plan members) and include the types of benefits provided at the time of each valuation and the historical pattern of sharing benefit costs between the employers and plan members to that point. The projection of benefits for financial reporting purposes does not explicitly incorporate the potential effects of legal or contractual funding limitations.

Actuarial calculations reflect a long-term perspective. For a newly hired employee, actuarial calculations will take into account the employee's entire career with the employer and also take into consideration the benefits, if any, paid to the employee after termination of employment until the death of the employee and any applicable contingent annuitant. In many cases actuarial calculations reflect several decades of service with the employer and the payment of benefits after termination.

Key methods and assumptions used in calculating the total pension liability in the latest actuarial valuation, prepared as of June 30, 2020, are presented below:

Wage inflation	3.00%
Future salary increases, including inflation	3.50% to 18.20%
COLA or ad hoc COLA	2.50%
Investment rate of return	7.50% net of investment expense, including inflation
Actuarial cost method	Entry age normal (level percent of payroll)

For 2020, the mortality rates were based on the RP-2014 Blue Collar Mortality Table with fully generational projection and a five-year age set-back for both males and females. Mortality among service retired members, and beneficiaries were based upon the RP-2014 Blue Collar Mortality Table with fully generational projection with Scale BB, 120% of male rates, and 110% of female rates. Mortality among disabled members was based upon the RP-2000 Disabled Mortality Table, 90% for male rates and 100% for female rates, set back five years is used for the period after disability retirement.

The most recent experience study was completed for the five year period ended June 30, 2015.

The long-term return expectation for the Pension Plan Investments has been determined using a building-block approach and assumes a time horizon, as defined in SERS' *Statement of Investment Policy*. A forecasted rate of inflation serves as the baseline for the return expectation. Various real return premiums over the baseline inflation rate have been established for each asset class. The long-term expected nominal rate of return has been determined by calculating a weighted average of the expected real return premiums for each asset class, adding the projected inflation rate, and adding the expected return from rebalancing uncorrelated asset classes.

**NORTH POINT EDUCATIONAL SERVICE CENTER  
ERIE COUNTY, OHIO**

NOTES TO THE BASIC FINANCIAL STATEMENTS  
FOR THE FISCAL YEAR ENDED JUNE 30, 2021

**NOTE 11 - DEFINED BENEFIT PENSION PLANS - (Continued)**

The target allocation and best estimates of arithmetic real rates of return for each major asset class are summarized in the following table:

Asset Class	Target Allocation	Long-Term Expected Real Rate of Return
Cash	2.00 %	1.85 %
US Equity	22.50	5.75
International Equity	22.50	6.50
Fixed Income	19.00	2.85
Private Equity	12.00	7.60
Real Assets	17.00	6.60
Multi-Asset Strategies	5.00	6.65
Total	<u>100.00 %</u>	

**Discount Rate** - The total pension liability was calculated using the discount rate of 7.50%. The projection of cash flows used to determine the discount rate assumed the contributions from employers and from the members would be computed based on contribution requirements as stipulated by State statute. Projected inflows from investment earnings were calculated using the long-term assumed investment rate of return (7.50%). Based on those assumptions, the plan's fiduciary net position was projected to be available to make all future benefit payments of current plan members. Therefore, the long-term expected rate of return on pension plan investments was applied to all periods of projected benefits to determine the total pension liability.

**Sensitivity of the ESC's Proportionate Share of the Net Pension Liability to Changes in the Discount Rate** - Net pension liability is sensitive to changes in the discount rate, and to illustrate the potential impact the following table presents the net pension liability calculated using the discount rate of 7.50%, as well as what each plan's net pension liability would be if it were calculated using a discount rate that is one percentage point lower (6.50%), or one percentage point higher (8.50%) than the current rate.

	1% Decrease	Current Discount Rate	1% Increase
ESC's proportionate share of the net pension liability	\$ 9,008,798	\$ 6,576,351	\$ 4,535,482

**Actuarial Assumptions - STRS**

Key methods and assumptions used in the latest actuarial valuation, reflecting experience study results used in the July 1, 2020, actuarial valuation are presented below:

	July 1, 2020
Inflation	2.50%
Projected salary increases	12.50% at age 20 to 2.50% at age 65
Investment rate of return	7.45%, net of investment expenses, including inflation
Payroll increases	3.00%
Cost-of-living adjustments (COLA)	0.00%

**NORTH POINT EDUCATIONAL SERVICE CENTER  
ERIE COUNTY, OHIO**

NOTES TO THE BASIC FINANCIAL STATEMENTS  
FOR THE FISCAL YEAR ENDED JUNE 30, 2021

**NOTE 11 - DEFINED BENEFIT PENSION PLANS - (Continued)**

For the July 1, 2020, actuarial valuation, post-retirement mortality rates for healthy retirees are based on the RP-2014 Annuitant Mortality Table with 50% of rates through age 69, 70% of rates between ages 70 and 79, 90% of rates between ages 80 and 84, and 100% of rates thereafter, projected forward generationally using mortality improvement scale MP-2016. Post-retirement disabled mortality rates are based on the RP-2014 Disabled Mortality Table with 90% of rates for males and 100% of rates for females, projected forward generationally using mortality improvement scale MP-2016. Pre-retirement mortality rates are based on RP-2014 Employee Mortality Table, projected forward generationally using mortality improvement scale MP-2016.

Actuarial assumptions used in the July 1, 2020 valuation are based on the results of an actuarial experience study for the period July 1, 2011 through June 30, 2016.

STRS Ohio's investment consultant develops an estimate range for the investment return assumption based on the target allocation adopted by the Retirement Board. The target allocation and long-term expected rate of return for each major asset class are summarized as follows:

Asset Class	Target Allocation	Long-Term Expected Real Rate of Return *
Domestic Equity	28.00 %	7.35 %
International Equity	23.00	7.55
Alternatives	17.00	7.09
Fixed Income	21.00	3.00
Real Estate	10.00	6.00
Liquidity Reserves	1.00	2.25
Total	<u>100.00 %</u>	

\*\*10-Year geometric nominal returns, which include the real rate of return and inflation of 2.25% and does not include investment expenses. Over a 30-year period, STRS' investment consultant indicates that the above target allocations should generate a return above the actuarial rate of return, without net value added by management.

**Discount Rate** - The discount rate used to measure the total pension liability was 7.45% as of June 30, 2020. The projection of cash flows used to determine the discount rate assumes member and employer contributions will be made at the statutory contribution rates in accordance with rate increases described above. For this purpose, only employer contributions that are intended to fund benefits of current plan members and their beneficiaries are included. Projected employer contributions that are intended to fund the service costs of future plan members and their beneficiaries, as well as projected contributions from future plan members, are not included. Based on those assumptions, STRS' fiduciary net position was projected to be available to make all projected future benefit payments to current plan members as of June 30, 2020. Therefore, the long-term expected rate of return on pension plan investments of 7.45% was applied to all periods of projected benefit payment to determine the total pension liability as of June 30, 2020.

**Sensitivity of the ESC's Proportionate Share of the Net Pension Liability to Changes in the Discount Rate** - The following table presents the ESC's proportionate share of the net pension liability calculated using the current period discount rate assumption of 7.45%, as well as what the ESC's proportionate share of the net pension liability would be if it were calculated using a discount rate that is one-percentage-point lower (6.45%) or one-percentage-point higher (8.45%) than the current rate:

	1% Decrease	Current Discount Rate	1% Increase
ESC's proportionate share of the net pension liability	\$ 25,672,570	\$ 18,030,695	\$ 11,554,842

**NORTH POINT EDUCATIONAL SERVICE CENTER  
ERIE COUNTY, OHIO**

NOTES TO THE BASIC FINANCIAL STATEMENTS  
FOR THE FISCAL YEAR ENDED JUNE 30, 2021

**NOTE 12 - DEFINED BENEFIT OPEB PLANS**

***Net OPEB Liability (Asset)***

See Note 11 for a description of the net OPEB liability (asset).

***Plan Description - School Employees Retirement System (SERS)***

Health Care Plan Description - The ESC contributes to the SERS Health Care Fund, administered by SERS for non-certificated retirees and their beneficiaries. For GASB 75 purposes, this plan is considered a cost-sharing other postemployment benefit (OPEB) plan. SERS' Health Care Plan provides healthcare benefits to eligible individuals receiving retirement, disability, and survivor benefits, and to their eligible dependents. Members who retire after June 1, 1986, need 10 years of service credit, exclusive of most types of purchased credit, to qualify to participate in SERS' health care coverage. In addition to age and service retirees, disability benefit recipients and beneficiaries who are receiving monthly benefits due to the death of a member or retiree, are eligible for SERS' health care coverage. Most retirees and dependents choosing SERS' health care coverage are over the age of 65 and therefore enrolled in a fully insured Medicare Advantage plan; however, SERS maintains a traditional, self-insured preferred provider organization for its non-Medicare retiree population. For both groups, SERS offers a self-insured prescription drug program. Health care is a benefit that is permitted, not mandated, by statute. The financial report of the Plan is included in the SERS Comprehensive Annual Financial Report which can be obtained on SERS' website at [www.ohsers.org](http://www.ohsers.org) under Employers/Audit Resources.

Access to health care for retirees and beneficiaries is permitted in accordance with Section 3309 of the Ohio Revised Code. The Health Care Fund was established and is administered in accordance with Internal Revenue Code Section 105(e). SERS' Retirement Board reserves the right to change or discontinue any health plan or program. Active employee members do not contribute to the Health Care Plan. The SERS Retirement Board established the rules for the premiums paid by the retirees for health care coverage for themselves and their dependents or for their surviving beneficiaries. Premiums vary depending on the plan selected, qualified years of service, Medicare eligibility, and retirement status.

Funding Policy - State statute permits SERS to fund the health care benefits through employer contributions. Each year, after the allocation for statutorily required pensions and benefits, the Retirement Board may allocate the remainder of the employer contribution of 14% of covered payroll to the Health Care Fund in accordance with the funding policy. For the fiscal year ended June 30, 2021, SERS did not allocate any employer contributions to post-employment health care. An additional health care surcharge on employers is collected for employees earning less than an actuarially determined minimum compensation amount, pro-rated if less than a full year of service credit was earned. For fiscal year 2021, this amount was \$23,000. Statutes provide that no employer shall pay a health care surcharge greater than 2% of that employer's SERS-covered payroll; nor may SERS collect in aggregate more than 1.5% of the total statewide SERS-covered payroll for the health care surcharge. For fiscal year 2021, the ESC's surcharge obligation was \$64,760.

The surcharge added to the allocated portion of the 14% employer contribution rate is the total amount assigned to the Health Care Fund. The ESC's contractually required contribution to SERS was \$64,760 for fiscal year 2021. Of this amount, \$64,760 is reported as pension and postemployment benefits payable.

***Plan Description - State Teachers Retirement System (STRS)***

Plan Description - The State Teachers Retirement System of Ohio (STRS) administers a cost-sharing Health Plan administered for eligible retirees who participated in the defined benefit or combined pension plans offered by STRS. Ohio law authorizes STRS to offer this plan. Benefits include hospitalization, physicians' fees, prescription drugs and partial reimbursement of monthly Medicare Part B premiums. Medicare Part B premium reimbursements will be discontinued effective January 1, 2021. The Plan is included in the report of STRS which can be obtained by visiting [www.strsoh.org](http://www.strsoh.org) or by calling (888) 227-7877.

**NORTH POINT EDUCATIONAL SERVICE CENTER  
ERIE COUNTY, OHIO**

NOTES TO THE BASIC FINANCIAL STATEMENTS  
FOR THE FISCAL YEAR ENDED JUNE 30, 2021

**NOTE 12 - DEFINED BENEFIT OPEB PLANS - (Continued)**

Funding Policy - Ohio Revised Code Chapter 3307 authorizes STRS to offer the Plan and gives the Retirement Board discretionary authority over how much, if any, of the health care costs will be absorbed by STRS. Active employee members do not contribute to the Health Care Plan. Nearly all health care plan enrollees, for the most recent year, pay a portion of the health care costs in the form of a monthly premium. Under Ohio law, funding for post-employment health care may be deducted from employer contributions, currently 14% of covered payroll. For the fiscal year ended June 30, 2021, STRS did not allocate any employer contributions to post-employment health care.

***OPEB Liabilities (Assets), OPEB Expense, and Deferred Outflows of Resources and Deferred Inflows of Resources Related to OPEB***

The net OPEB liability (asset) was measured as of June 30, 2020, and the total OPEB liability (asset) used to calculate the net OPEB liability (asset) was determined by an actuarial valuation as of that date. The ESC's proportion of the net OPEB liability (asset) was based on the ESC's share of contributions to the respective retirement systems relative to the contributions of all participating entities.

Following is information related to the proportionate share and OPEB expense:

	<u>SERS</u>	<u>STRS</u>	<u>Total</u>
Proportion of the net OPEB liability (asset) prior measurement date	0.11895730%	0.07747567%	
Proportion of the net OPEB liability (asset) current measurement date	<u>0.10361750%</u>	<u>0.07451796%</u>	
Change in proportionate share	<u>-0.01533980%</u>	<u>-0.00295771%</u>	
Proportionate share of the net OPEB liability	\$ 2,251,947	\$ -	\$ 2,251,947
Proportionate share of the net OPEB (asset)	\$ -	\$ (1,309,653)	\$ (1,309,653)
OPEB expense	\$ (121,120)	\$ (73,200)	\$ (194,320)

At June 30, 2021, the ESC reported deferred outflows of resources and deferred inflows of resources related to OPEB from the following sources:

	<u>SERS</u>	<u>STRS</u>	<u>Total</u>
<b>Deferred outflows of resources</b>			
Differences between expected and actual experience	\$ 29,576	\$ 83,918	\$ 113,494
Net difference between projected and actual earnings on OPEB plan investments	25,373	45,895	71,268
Changes of assumptions	383,879	21,618	405,497
Difference between employer contributions and proportionate share of contributions/ change in proportionate share	-	51,023	51,023
Contributions subsequent to the measurement date	<u>64,760</u>	<u>-</u>	<u>64,760</u>
Total deferred outflows of resources	<u>\$ 503,588</u>	<u>\$ 202,454</u>	<u>\$ 706,042</u>

**NORTH POINT EDUCATIONAL SERVICE CENTER  
ERIE COUNTY, OHIO**

NOTES TO THE BASIC FINANCIAL STATEMENTS  
FOR THE FISCAL YEAR ENDED JUNE 30, 2021

**NOTE 12 - DEFINED BENEFIT OPEB PLANS - (Continued)**

	SERS	STRS	Total
<b>Deferred inflows of resources</b>			
Differences between expected and actual experience	\$ 1,145,272	\$ 260,863	\$ 1,406,135
Changes of assumptions	56,721	1,243,948	1,300,669
Difference between employer contributions and proportionate share of contributions/ change in proportionate share	580,971	54,226	635,197
Total deferred inflows of resources	<u>\$ 1,782,964</u>	<u>\$ 1,559,037</u>	<u>\$ 3,342,001</u>

\$64,760 reported as deferred outflows of resources related to OPEB resulting from ESC contributions subsequent to the measurement date will be recognized as a reduction of the net OPEB liability (asset) in the fiscal year ending June 30, 2022.

Other amounts reported as deferred outflows of resources and deferred inflows of resources related to OPEB will be recognized in OPEB expense as follows:

	SERS	STRS	Total
Fiscal Year Ending June 30:			
2022	\$ (274,716)	\$ (333,518)	\$ (608,234)
2023	(272,883)	(302,453)	(575,336)
2024	(273,182)	(291,556)	(564,738)
2025	(251,158)	(301,819)	(552,977)
2026	(195,060)	(63,259)	(258,319)
Thereafter	(77,137)	(63,978)	(141,115)
Total	<u>\$ (1,344,136)</u>	<u>\$ (1,356,583)</u>	<u>\$ (2,700,719)</u>

**Actuarial Assumptions - SERS**

The total OPEB liability is determined by SERS' actuaries in accordance with GASB Statement No. 74, as part of their annual actuarial valuation for each retirement plan. Actuarial valuations of an ongoing plan involve estimates of the value of reported amounts (e.g., salaries, credited service) and assumptions about the probability of occurrence of events far into the future (e.g., mortality, disabilities, retirements, employment terminations). Actuarially determined amounts are subject to continual review and potential modifications, as actual results are compared with past expectations and new estimates are made about the future.

Projections of benefits for financial reporting purposes are based on the substantive plan (the plan as understood by the employers and plan members) and include the types of benefits provided at the time of each valuation and the historical pattern of sharing benefit costs between the employers and plan members to that point. The projection of benefits for financial reporting purposes does not explicitly incorporate the potential effects of legal or contractual funding limitations.

Actuarial calculations reflect a long-term perspective. For a newly hired employee, actuarial calculations will take into account the employee's entire career with the employer and also take into consideration the benefits, if any, paid to the employee after termination of employment until the death of the employee and any applicable contingent annuitant. In many cases, actuarial calculations reflect several decades of service with the employer and the payment of benefits after termination.



**NORTH POINT EDUCATIONAL SERVICE CENTER  
ERIE COUNTY, OHIO**

NOTES TO THE BASIC FINANCIAL STATEMENTS  
FOR THE FISCAL YEAR ENDED JUNE 30, 2021

**NOTE 12 - DEFINED BENEFIT OPEB PLANS - (Continued)**

Key methods and assumptions used in calculating the total OPEB liability in the latest actuarial valuation date of June 30, 2020 are presented below:

Wage inflation	3.00%
Future salary increases, including inflation	3.50% to 18.20%
Investment rate of return	7.50% net of investment expense, including inflation
Municipal bond index rate:	
Measurement date	2.45%
Prior measurement date	3.13%
Single equivalent interest rate, net of plan investment expense, including price inflation:	
Measurement date	2.63%
Prior measurement date	3.22%
Medical trend assumption:	
Measurement date	
Medicare	5.25 to 4.75%
Pre-Medicare	7.00 to 4.75%
Prior measurement date	
Medicare	5.25 to 4.75%
Pre-Medicare	7.00 to 4.75%

Mortality rates were based on the RP-2014 Blue Collar Mortality Table with fully generational projection and Scale BB, 120% of male rates and 110% of female rates. RP-2000 Disabled Mortality Table with 90% for male rates and 100% for female rates set back five years.

The most recent experience study was completed for the five year period ended June 30, 2015.

The long-term expected rate of return on plan assets is reviewed as part of the actuarial five-year experience study. The most recent study covers fiscal years 2010 through 2015, and was adopted by the Board on April 21, 2016. Several factors are considered in evaluating the long-term rate of return assumption including long-term historical data, estimates inherent in current market data, and a log-normal distribution analysis in which best-estimate ranges of expected future real rates of return were developed by the investment consultant for each major asset class. These ranges were combined to produce the long-term expected rate of return, 7.50%, by weighting the expected future real rates of return by the target asset allocation percentage and then adding expected inflation. The capital market assumptions developed by the investment consultant are intended for use over a 10-year horizon and may not be useful in setting the long-term rate of return for funding pension plans which covers a longer timeframe. The assumption is intended to be a long-term assumption and is not expected to change absent a significant change in the asset allocation, a change in the inflation assumption, or a fundamental change in the market that alters expected returns in future years.

THIS SPACE INTENTIONALLY LEFT BLANK

**NORTH POINT EDUCATIONAL SERVICE CENTER  
ERIE COUNTY, OHIO**

NOTES TO THE BASIC FINANCIAL STATEMENTS  
FOR THE FISCAL YEAR ENDED JUNE 30, 2021

**NOTE 12 - DEFINED BENEFIT OPEB PLANS - (Continued)**

The target asset allocation and best estimates of arithmetic real rates of return for each major asset class, as used in the June 30, 2015 five-year experience study, are summarized as follows:

Asset Class	Target Allocation	Long-Term Expected Real Rate of Return
Cash	2.00 %	1.85 %
US Equity	22.50	5.75
International Equity	22.50	6.50
Fixed Income	19.00	2.85
Private Equity	12.00	7.60
Real Assets	17.00	6.60
Multi-Asset Strategies	5.00	6.65
Total	<u>100.00 %</u>	

**Discount Rate** - The discount rate used to measure the total OPEB liability at June 30, 2020 was 2.63%. The discount rate used to measure total OPEB liability prior to June 30, 2019 was 3.22%. The projection of cash flows used to determine the discount rate assumed that contributions will be made from members and the System at the state statute contribution rate of 2.00% of projected covered employee payroll each year, which includes a 1.50% payroll surcharge and 0.50% of contributions from the basic benefits plan. Based on these assumptions, the OPEB plan's fiduciary net position was projected to become insufficient to make future benefit payments during the fiscal year ending June 30, 2025. Therefore, the long-term expected rate of return on OPEB plan assets was used to present value the projected benefit payments through the fiscal year ending June 30, 2024 and the Fidelity General Obligation 20-year Municipal Bond Index rate of 2.45%, as of June 30, 2020 (i.e. municipal bond rate), was used to present value the projected benefit payments for the remaining years in the projection. A municipal bond rate of 3.13% was used as of June 30, 2019. The total present value of projected benefit payments from all years was then used to determine the single rate of return that was used as the discount rate. The projection of future benefit payments for all current plan members was until the benefit payments ran out.

**Sensitivity of the ESC's Proportionate Share of the Net OPEB Liability to Changes in the Discount Rate and Changes in the Health Care Cost Trend Rates** - The net OPEB liability is sensitive to changes in the discount rate and the health care cost trend rate. The following table presents the net OPEB liability of SERS, what SERS' net OPEB liability would be if it were calculated using a discount rate that is 1 percentage point lower (1.63%) and higher (3.63%) than the current discount rate (2.63%). Also shown is what SERS' net OPEB liability would be based on health care cost trend rates that are 1 percentage point lower (6.00% decreasing to 3.75%) and higher (8.00% decreasing to 5.75%) than the current rate (7.00% decreasing to 4.75%).

	1% Decrease	Current Discount Rate	1% Increase
ESC's proportionate share of the net OPEB liability	\$ 2,756,328	\$ 2,251,947	\$ 1,850,966

	1% Decrease	Current Trend Rate	1% Increase
ESC's proportionate share of the net OPEB liability	\$ 1,773,237	\$ 2,251,947	\$ 2,892,105

**NORTH POINT EDUCATIONAL SERVICE CENTER  
ERIE COUNTY, OHIO**

NOTES TO THE BASIC FINANCIAL STATEMENTS  
FOR THE FISCAL YEAR ENDED JUNE 30, 2021

**NOTE 12 - DEFINED BENEFIT OPEB PLANS - (Continued)**

***Actuarial Assumptions - STRS***

Key methods and assumptions used in the latest actuarial valuation, reflecting experience study results used in the July 1, 2020, actuarial valuation, compared with July 1, 2019, are presented below:

	July 1, 2020		July 1, 2019	
	Initial	Ultimate	Initial	Ultimate
Inflation	2.50%		2.50%	
Projected salary increases	12.50% at age 20 to 2.50% at age 65		12.50% at age 20 to 2.50% at age 65	
Investment rate of return	7.45%, net of investment expenses, including inflation		7.45%, net of investment expenses, including inflation	
Payroll increases	3.00%		3.00%	
Cost-of-living adjustments (COLA)	0.00%		0.00%	
Discount rate of return	7.45%		7.45%	
Blended discount rate of return	N/A		N/A	
Health care cost trends				
Medical				
Pre-Medicare	5.00%	4.00%	5.87%	4.00%
Medicare	-6.69%	4.00%	4.93%	4.00%
Prescription Drug				
Pre-Medicare	6.50%	4.00%	7.73%	4.00%
Medicare	11.87%	4.00%	9.62%	4.00%

Projections of benefits include the historical pattern of sharing benefit costs between the employers and retired plan members.

For healthy retirees the mortality rates are based on the RP-2014 Annuitant Mortality Table with 50% of rates through age 69, 70% of rates between ages 70 and 79, 90% of rates between ages 80 and 84, and 100% of rates thereafter, projected forward generationally using mortality improvement scale MP-2016. For disabled retirees, mortality rates are based on the RP-2014 Disabled Mortality Table with 90% of rates for males and 100% of rates for females, projected forward generationally using mortality improvement scale MP-2016.

Actuarial assumptions used in the June 30, 2020 valuation are based on the results of an actuarial experience study for the period July 1, 2011 through June 30, 2016.

***Assumption Changes Since the Prior Measurement Date*** - There were no changes in assumptions since the prior measurement date of June 30, 2019.

***Benefit Term Changes Since the Prior Measurement Date*** - There was no change to the claims costs process. Claim curves were updated to reflect the projected fiscal year end 2021 premium based on June 30, 2020 enrollment distribution. The non-Medicare subsidy percentage was increased effective January 1, 2021 from 1.984% to 2.055% per year of service. The non-Medicare frozen subsidy base premium was increased effective January 1, 2021. The Medicare subsidy percentages were adjusted effective January 1, 2021 to 2.1% for the AMA Medicare plan. The Medicare Part B monthly reimbursement elimination date was postponed indefinitely.

**NORTH POINT EDUCATIONAL SERVICE CENTER  
ERIE COUNTY, OHIO**

NOTES TO THE BASIC FINANCIAL STATEMENTS  
FOR THE FISCAL YEAR ENDED JUNE 30, 2021

**NOTE 12 - DEFINED BENEFIT OPEB PLANS - (Continued)**

STRS' investment consultant develops an estimate range for the investment return assumption based on the target allocation adopted by the Retirement Board. The target allocation and long-term expected rate of return for each major asset class are summarized as follows:

Asset Class	Target Allocation	Long-Term Expected Real Rate of Return *
Domestic Equity	28.00 %	7.35 %
International Equity	23.00	7.55
Alternatives	17.00	7.09
Fixed Income	21.00	3.00
Real Estate	10.00	6.00
Liquidity Reserves	1.00	2.25
Total	<u>100.00 %</u>	

\*\*10-Year geometric nominal returns, which include the real rate of return and inflation of 2.25% and does not include investment expenses. Over a 30-year period, STRS' investment consultant indicates that the above target allocations should generate a return above the actuarial rate of return, without net value added by management.

**Discount Rate** - The discount rate used to measure the total OPEB asset was 7.45% as of June 30, 2020. The projection of cash flows used to determine the discount rate assumes STRS Ohio continues to allocate no employer contributions to the health care fund. Based on these assumptions, the OPEB plan's fiduciary net position was projected to be available to make all projected future benefit payments to current plan members. Therefore, the long-term expected rate of return on health care plan investments of 7.45% was used to measure the total OPEB asset as of June 30, 2020.

**Sensitivity of the ESC's Proportionate Share of the Net OPEB (Asset) to Changes in the Discount and Health Care Cost Trend Rate** - The following table represents the net OPEB (asset) as of June 30, 2020, calculated using the current period discount rate assumption of 7.45%, as well as what the net OPEB (asset) would be if it were calculated using a discount rate that is one percentage point lower (6.45%) or one percentage point higher (8.45%) than the current assumption. Also shown is the net OPEB (asset) as if it were calculated using health care cost trend rates that are one percentage point lower or one percentage point higher than the current health care cost trend rates.

	1% Decrease	Current Discount Rate	1% Increase
ESC's proportionate share of the net OPEB (asset)	\$ (1,139,482)	\$ (1,309,653)	\$ (1,454,035)
	1% Decrease	Current Trend Rate	1% Increase
ESC's proportionate share of the net OPEB (asset)	\$ (1,445,072)	\$ (1,309,653)	\$ (1,144,690)

THIS SPACE INTENTIONALLY LEFT BLANK

**NORTH POINT EDUCATIONAL SERVICE CENTER  
ERIE COUNTY, OHIO**

NOTES TO THE BASIC FINANCIAL STATEMENTS  
FOR THE FISCAL YEAR ENDED JUNE 30, 2021

**NOTE 13 - CONTINGENCIES**

**A. Grants**

The ESC receives significant financial assistance from numerous federal, State and local agencies in the form of grants. The disbursement of funds received under these programs generally requires compliance with terms and conditions specified in the grant agreements and are subject to audit by the grantor agencies. Any disallowed claims resulting from such audits could become a liability of the ESC; however, in the opinion of management, any such disallowed claims will not have a material effect on the financial position of the ESC.

**B. Litigation**

The ESC is involved in no material litigation as either plaintiff or defendant.

**C. Foundation Funding**

Foundation funding is based on the annualized full-time equivalent (FTE) enrollment of each student. Educational service centers must comply with minimum hours of instruction, instead of a minimum number of school days each year. The funding formula the Ohio Department of Education (ODE) is legislatively required to follow will continue to adjust as enrollment information is updated by the ESC, which can extend past the fiscal year-end. As a result of the final fiscal year 2021 FTE reviews, an immaterial intergovernmental receivable was due from ODE to the ESC.

**NOTE 14 - OTHER COMMITMENTS**

The ESC utilizes encumbrance accounting as part of its budgetary controls. Encumbrances outstanding at year end may be reported as part of restricted, committed, or assigned classifications of fund balance. At year end, the ESC's commitments for encumbrances in the governmental funds were as follows:

Fund	Year-End Encumbrances
General	\$ 113,991
Nonmajor governmental funds	<u>11,926</u>
Total	<u><u>\$ 125,917</u></u>

**NOTE 15 - CAPITALIZED LEASE**

During a prior fiscal year, the ESC entered into capitalized leases for a copier. The lease meets the criteria of a capital lease which defines a capital lease generally as one which transfers benefits and risks of ownership to the lessee. Capital lease payments have been reclassified and are reflected as debt service expenditures in the basic financial statements. These expenditures are reflected as program/function expenditures on a budgetary basis. Capital assets acquired by lease have been originally capitalized in the amount of \$8,398, which represents the present value of the future minimum lease payments at the time of acquisition.

**NORTH POINT EDUCATIONAL SERVICE CENTER  
ERIE COUNTY, OHIO**

NOTES TO THE BASIC FINANCIAL STATEMENTS  
FOR THE FISCAL YEAR ENDED JUNE 30, 2021

**NOTE 15 - CAPITALIZED LEASE - (Continued)**

The capitalized asset acquired through capital leases are as follows:

<b>Assets:</b>	
Equipment (copier)	\$ 8,398
Less: accumulated depreciation	<u>(5,880)</u>
Total	<u><u>\$ 2,518</u></u>

Future payments are disclosed in the following table:

<u>Fiscal Year Ending June 30,</u>	<u>Amount</u>
2022	\$ 1,836
2023	1,836
2024	<u>459</u>
Total minimum lease payments	4,131
Less: amount representing interest	<u>(232)</u>
Total	<u><u>\$ 3,899</u></u>

These amounts are reported as debt service payments of the general fund.

**NOTE 16 - COVID-19**

The United States and the State of Ohio declared a state of emergency in March of 2020 due to the COVID-19 pandemic. The financial impact of COVID-19 and the continuing emergency measures may impact subsequent periods of the ESC. The ESC's investment portfolio and the pension and other employee benefits plan in which the ESC participate fluctuates with market conditions, and due to market volatility, the amount of gains or losses that will be realized in subsequent periods, if any, cannot be determined. In addition, the impact on the ESC's future operating costs, revenues, and additional recovery from emergency funding, either federal or state, cannot be estimated.

**NOTE 17 - SUBSEQUENT EVENT**

For fiscal year 2022, foundation funding for Educational Service Centers will be funded on a new model which is based on student count. Any change in funding will be subject to a phase in percentage of 16.67 percent for fiscal year 2022 and 33.33 percent for fiscal year 2023.

**This page intentionally left blank.**

**NORTH POINT EDUCATIONAL SERVICE CENTER  
ERIE COUNTY, OHIO**

SCHEDULES OF REQUIRED SUPPLEMENTARY INFORMATION

SCHEDULE OF THE ESC'S PROPORTIONATE SHARE OF  
THE NET PENSION LIABILITY  
SCHOOL EMPLOYEES RETIREMENT SYSTEM (SERS) OF OHIO

LAST EIGHT FISCAL YEARS

	<u>2021</u>	<u>2020</u>	<u>2019</u>	<u>2018</u>
ESC's proportion of the net pension liability	0.09942760%	0.11615970%	0.12040340%	0.12608550%
ESC's proportionate share of the net pension liability	\$ 6,576,351	\$ 6,950,039	\$ 6,895,726	\$ 7,533,330
ESC's covered payroll	\$ 3,476,257	\$ 3,977,296	\$ 3,849,548	\$ 4,171,793
ESC's proportionate share of the net pension liability as a percentage of its covered payroll	189.18%	174.74%	179.13%	180.58%
Plan fiduciary net position as a percentage of the total pension liability	68.55%	70.85%	71.36%	69.50%

Note: Information prior to 2014 was unavailable. Schedule is intended to show information for 10 years. Additional years will be displayed as they become available.

Amounts presented for each fiscal year were determined as of the ESC's measurement date which is the prior year-end.

SEE ACCOMPANYING NOTES TO THE REQUIRED SUPPLEMENTARY INFORMATION



<u>2017</u>	<u>2016</u>	<u>2015</u>	<u>2014</u>
0.12765530%	0.12878280%	0.15575100%	0.15575100%
\$ 9,343,190	\$ 7,348,471	\$ 7,862,469	\$ 9,262,012
\$ 4,065,500	\$ 3,877,033	\$ 4,525,815	\$ 3,664,689
229.82%	189.54%	173.72%	252.74%
62.98%	69.16%	71.70%	65.52%

**NORTH POINT EDUCATIONAL SERVICE CENTER  
ERIE COUNTY, OHIO**

SCHEDULES OF REQUIRED SUPPLEMENTARY INFORMATION

SCHEDULE OF THE ESC'S PROPORTIONATE SHARE OF  
THE NET PENSION LIABILITY  
STATE TEACHERS RETIREMENT SYSTEM (STRS) OF OHIO

LAST EIGHT FISCAL YEARS

	<u>2021</u>	<u>2020</u>	<u>2019</u>	<u>2018</u>
ESC's proportion of the net pension liability	0.07451796%	0.07747567%	0.08043122%	0.08194262%
ESC's proportionate share of the net pension liability	\$ 18,030,695	\$ 17,133,279	\$ 17,685,019	\$ 19,465,645
ESC's covered payroll	\$ 8,294,086	\$ 8,508,457	\$ 8,515,871	\$ 8,015,050
ESC's proportionate share of the net pension liability as a percentage of its covered payroll	217.39%	201.37%	207.67%	242.86%
Plan fiduciary net position as a percentage of the total pension liability	75.48%	77.40%	77.31%	75.30%

Note: Information prior to 2014 was unavailable. Schedule is intended to show information for 10 years. Additional years will be displayed as they become available.

Amounts presented for each fiscal year were determined as of the ESC's measurement date which is the prior year-end.

SEE ACCOMPANYING NOTES TO THE REQUIRED SUPPLEMENTARY INFORMATION

<u>2017</u>	<u>2016</u>	<u>2015</u>	<u>2014</u>
0.07971647%	0.08269208%	0.08659003%	0.08659003%
\$ 26,683,505	\$ 22,853,672	\$ 21,061,692	\$ 25,088,550
\$ 7,765,879	\$ 8,834,186	\$ 8,847,108	\$ 10,074,808
343.60%	258.70%	238.06%	249.02%
66.80%	72.10%	74.70%	69.30%

**NORTH POINT EDUCATIONAL SERVICE CENTER  
ERIE COUNTY, OHIO**

SCHEDULES OF REQUIRED SUPPLEMENTARY INFORMATION

SCHEDULE OF ESC PENSION CONTRIBUTIONS  
SCHOOL EMPLOYEES RETIREMENT SYSTEM (SERS) OF OHIO

LAST TEN FISCAL YEARS

	<u>2021</u>	<u>2020</u>	<u>2019</u>	<u>2018</u>
Contractually required contribution	\$ 471,144	\$ 486,676	\$ 536,935	\$ 519,689
Contributions in relation to the contractually required contribution	<u>(471,144)</u>	<u>(486,676)</u>	<u>(536,935)</u>	<u>(519,689)</u>
Contribution deficiency (excess)	<u>\$ -</u>	<u>\$ -</u>	<u>\$ -</u>	<u>\$ -</u>
ESC's covered payroll	\$ 3,365,314	\$ 3,476,257	\$ 3,977,296	\$ 3,849,548
Contributions as a percentage of covered payroll	14.00%	14.00%	13.50%	13.50%

SEE ACCOMPANYING NOTES TO THE REQUIRED SUPPLEMENTARY INFORMATION

<u>2017</u>	<u>2016</u>	<u>2015</u>	<u>2014</u>	<u>2013</u>	<u>2012</u>
\$ 584,051	\$ 569,170	\$ 510,993	\$ 627,278	\$ 507,193	\$ 476,531
<u>(584,051)</u>	<u>(569,170)</u>	<u>(510,993)</u>	<u>(627,278)</u>	<u>(507,193)</u>	<u>(476,531)</u>
<u>\$ -</u>	<u>\$ -</u>	<u>\$ -</u>	<u>\$ -</u>	<u>\$ -</u>	<u>\$ -</u>
\$ 4,171,793	\$ 4,065,500	\$ 3,877,033	\$ 4,525,815	\$ 3,664,689	\$ 3,542,981
14.00%	14.00%	13.18%	13.86%	13.84%	13.45%

**NORTH POINT EDUCATIONAL SERVICE CENTER  
ERIE COUNTY, OHIO**

SCHEDULES OF REQUIRED SUPPLEMENTARY INFORMATION

SCHEDULE OF ESC PENSION CONTRIBUTIONS  
STATE TEACHERS RETIREMENT SYSTEM (STRS) OF OHIO

LAST TEN FISCAL YEARS

	<u>2021</u>	<u>2020</u>	<u>2019</u>	<u>2018</u>
Contractually required contribution	\$ 1,252,598	\$ 1,161,172	\$ 1,191,184	\$ 1,192,222
Contributions in relation to the contractually required contribution	<u>(1,252,598)</u>	<u>(1,161,172)</u>	<u>(1,191,184)</u>	<u>(1,192,222)</u>
Contribution deficiency (excess)	<u>\$ -</u>	<u>\$ -</u>	<u>\$ -</u>	<u>\$ -</u>
ESC's covered payroll	\$ 8,947,129	\$ 8,294,086	\$ 8,508,457	\$ 8,515,871
Contributions as a percentage of covered payroll	14.00%	14.00%	14.00%	14.00%

SEE ACCOMPANYING NOTES TO THE REQUIRED SUPPLEMENTARY INFORMATION

<u>2017</u>	<u>2016</u>	<u>2015</u>	<u>2014</u>	<u>2013</u>	<u>2012</u>
\$ 1,122,107	\$ 1,087,223	\$ 1,236,786	\$ 1,150,124	\$ 1,309,725	\$ 1,258,968
<u>(1,122,107)</u>	<u>(1,087,223)</u>	<u>(1,236,786)</u>	<u>(1,150,124)</u>	<u>(1,309,725)</u>	<u>(1,258,968)</u>
<u>\$ -</u>	<u>\$ -</u>	<u>\$ -</u>	<u>\$ -</u>	<u>\$ -</u>	<u>\$ -</u>
\$ 8,015,050	\$ 7,765,879	\$ 8,834,186	\$ 8,847,108	\$ 10,074,808	\$ 9,684,369
14.00%	14.00%	14.00%	13.00%	13.00%	13.00%

**NORTH POINT EDUCATIONAL SERVICE CENTER  
ERIE COUNTY, OHIO**

SCHEDULES OF REQUIRED SUPPLEMENTARY INFORMATION

SCHEDULE OF THE ESC'S PROPORTIONATE SHARE OF  
THE NET OPEB LIABILITY  
SCHOOL EMPLOYEES RETIREMENT SYSTEM (SERS) OF OHIO

LAST FIVE FISCAL YEARS

	<u>2021</u>	<u>2020</u>	<u>2019</u>	<u>2018</u>
ESC's proportion of the net OPEB liability	0.10361750%	0.11895730%	0.12208750%	0.12804730%
ESC's proportionate share of the net OPEB liability	\$ 2,251,947	\$ 2,991,526	\$ 3,387,037	\$ 3,436,453
ESC's covered payroll	\$ 3,476,257	\$ 3,977,296	\$ 3,849,548	\$ 4,171,793
ESC's proportionate share of the net OPEB liability as a percentage of its covered payroll	64.78%	75.22%	87.99%	82.37%
Plan fiduciary net position as a percentage of the total OPEB liability	18.17%	15.57%	13.57%	12.46%

Note: Information prior to 2017 was unavailable. Schedule is intended to show information for 10 years. Additional years will be displayed as they become available.

Amounts presented for each fiscal year were determined as of the ESC's measurement date which is the prior year-end.

SEE ACCOMPANYING NOTES TO THE REQUIRED SUPPLEMENTARY INFORMATION



2017

0.12918577%

\$ 3,682,272

\$ 4,065,500

90.57%

11.49%

**NORTH POINT EDUCATIONAL SERVICE CENTER  
ERIE COUNTY, OHIO**

SCHEDULES OF REQUIRED SUPPLEMENTARY INFORMATION

SCHEDULE OF THE ESC'S PROPORTIONATE SHARE OF  
THE NET OPEB LIABILITY (ASSET)  
STATE TEACHERS RETIREMENT SYSTEM (STRS) OF OHIO

LAST FIVE FISCAL YEARS

	<u>2021</u>	<u>2020</u>	<u>2019</u>	<u>2018</u>
ESC's proportion of the net OPEB liability (asset)	0.07451796%	0.07747567%	0.08043122%	0.08194262%
ESC's proportionate share of the net OPEB liability (asset)	\$ (1,309,653)	\$ (1,283,183)	\$ (1,292,447)	\$ 3,197,099
ESC's covered payroll	\$ 8,294,086	\$ 8,508,457	\$ 8,515,871	\$ 8,015,050
ESC's proportionate share of the net OPEB liability (asset) as a percentage of its covered payroll	15.79%	15.08%	15.18%	39.89%
Plan fiduciary net position as a percentage of the total OPEB liability (asset)	182.10%	174.70%	176.00%	47.10%

Note: Information prior to 2017 was unavailable. Schedule is intended to show information for 10 years. Additional years will be displayed as they become available.

Amounts presented for each fiscal year were determined as of the ESC's measurement date which is the prior year-end.

SEE ACCOMPANYING NOTES TO THE REQUIRED SUPPLEMENTARY INFORMATION

2017

0.07971647%

\$ 4,263,258

\$ 7,765,879

54.90%

37.30%

**NORTH POINT EDUCATIONAL SERVICE CENTER  
ERIE COUNTY, OHIO**

SCHEDULES OF REQUIRED SUPPLEMENTARY INFORMATION

SCHEDULE OF ESC OPEB CONTRIBUTIONS  
SCHOOL EMPLOYEES RETIREMENT SYSTEM (SERS) OF OHIO

LAST TEN FISCAL YEARS

	<u>2021</u>	<u>2020</u>	<u>2019</u>	<u>2018</u>
Contractually required contribution	\$ 64,760	\$ 68,655	\$ 92,102	\$ 84,931
Contributions in relation to the contractually required contribution	<u>(64,760)</u>	<u>(68,655)</u>	<u>(92,102)</u>	<u>(84,931)</u>
Contribution deficiency (excess)	<u>\$ -</u>	<u>\$ -</u>	<u>\$ -</u>	<u>\$ -</u>
ESC's covered payroll	\$ 3,365,314	\$ 3,476,257	\$ 3,977,296	\$ 3,849,548
Contributions as a percentage of covered payroll	1.92%	1.97%	2.32%	2.21%

SEE ACCOMPANYING NOTES TO THE REQUIRED SUPPLEMENTARY INFORMATION

<u>2017</u>	<u>2016</u>	<u>2015</u>	<u>2014</u>	<u>2013</u>	<u>2012</u>
\$ 70,250	\$ 64,601	\$ 105,534	\$ 78,195	\$ 64,857	\$ 83,331
<u>(70,250)</u>	<u>(64,601)</u>	<u>(105,534)</u>	<u>(78,195)</u>	<u>(64,857)</u>	<u>(83,331)</u>
<u>\$ -</u>	<u>\$ -</u>	<u>\$ -</u>	<u>\$ -</u>	<u>\$ -</u>	<u>\$ -</u>
\$ 4,171,793	\$ 4,065,500	\$ 3,877,033	\$ 4,525,815	\$ 3,664,689	\$ 3,542,981
1.68%	1.59%	2.72%	1.73%	1.77%	2.35%

**NORTH POINT EDUCATIONAL SERVICE CENTER  
ERIE COUNTY, OHIO**

SCHEDULES OF REQUIRED SUPPLEMENTARY INFORMATION

SCHEDULE OF ESC OPEB CONTRIBUTIONS  
STATE TEACHERS RETIREMENT SYSTEM (STRS) OF OHIO

LAST TEN FISCAL YEARS

	<u>2020</u>	<u>2020</u>	<u>2019</u>	<u>2018</u>
Contractually required contribution	\$ -	\$ -	\$ -	\$ -
Contributions in relation to the contractually required contribution	<u>-</u>	<u>-</u>	<u>-</u>	<u>-</u>
Contribution deficiency (excess)	<u>\$ -</u>	<u>\$ -</u>	<u>\$ -</u>	<u>\$ -</u>
ESC's covered payroll	\$ 8,947,129	\$ 8,294,086	\$ 8,508,457	\$ 8,515,871
Contributions as a percentage of covered payroll	0.00%	0.00%	0.00%	0.00%

SEE ACCOMPANYING NOTES TO THE REQUIRED SUPPLEMENTARY INFORMATION

<u>2017</u>	<u>2016</u>	<u>2015</u>	<u>2014</u>	<u>2013</u>	<u>2012</u>
\$ -	\$ -	\$ -	\$ 88,471	\$ 100,748	\$ 96,884
-	-	-	(88,471)	(100,748)	(96,884)
<u>\$ -</u>	<u>\$ -</u>	<u>\$ -</u>	<u>\$ -</u>	<u>\$ -</u>	<u>\$ -</u>
\$ 8,015,050	\$ 7,765,879	\$ 8,834,186	\$ 8,847,108	\$ 10,074,808	\$ 9,684,369
0.00%	0.00%	0.00%	1.00%	1.00%	1.00%

**NORTH POINT EDUCATIONAL SERVICE CENTER  
ERIE COUNTY, OHIO**

NOTES TO THE REQUIRED SUPPLEMENTARY INFORMATION  
FOR THE FISCAL YEAR ENDED JUNE 30, 2021

---

PENSION

---

*SCHOOL EMPLOYEES RETIREMENT SYSTEM (SERS) OF OHIO*

Changes in benefit terms: There were no changes in benefit terms from the amounts reported for fiscal years 2014-2017. For fiscal year 2018, SERS changed from a fixed 3% annual increase to a Cost of Living Adjustment (COLA) based on the changes in the Consumer Price Index (CPI-W), with a cap of 2.5% and a floor of 0%. There were no changes in benefit terms from the amounts previously reported for fiscal years 2019-2021.

Changes in assumptions: There were no changes in methods and assumptions used in the calculation of actuarial determined contributions for fiscal years 2014-2016. For fiscal year 2017, the following changes of assumptions affected the total pension liability since the prior measurement date: (a) the assumed rate of inflation was reduced from 3.25% to 3.00%, (b) payroll growth assumption was reduced from 4.00% to 3.50%, (c) assumed real wage growth was reduced from 0.75% to 0.50%, (d) rates of withdrawal, retirement and disability were updated to reflect recent experience, (e) mortality among active members was updated to RP-2014 Blue Collar Mortality Table with fully generational projection and a five year age set-back for both males and females, (f) mortality among service retired members and beneficiaries was updated to the following RP-2014 Blue Collar Mortality Table with fully generational projection with Scale BB, 120% of male rates and 110% of female rates, (g) mortality among disabled members was updated to RP-2000 Disabled Mortality Table, 90% for male rates and 100% for female rates, set back five years is used for the period after disability retirement and (h) the discount rate was reduced from 7.75% to 7.50%. There were no changes in methods and assumptions used in the calculation of actuarial determined contributions for fiscal years 2018-2021.

*STATE TEACHERS RETIREMENT SYSTEM (STRS) OF OHIO*

Changes in benefit terms: There were no changes in benefit terms from the amounts reported for fiscal years 2014-2017. For fiscal year 2018, STRS decreased the Cost of Living Adjustment (COLA) to zero. There were no changes in benefit terms from amounts previously reported for fiscal years 2019-2021.

Changes in assumptions: There were no changes in methods and assumptions used in the calculation of actuarial determined contributions for fiscal years 2014-2017. For fiscal year 2018, the following changes of assumption affected the total pension liability since the prior measurement date: (a) the long-term expected rate of return was reduced from 7.75% to 7.45%, (b) the inflation assumption was lowered from 2.75% to 2.50%, (c) the payroll growth assumption was lowered to 3.00%, (d) total salary increases rate was lowered by decreasing the merit component of the individual salary increases, in addition to a decrease of 0.25% due to lower inflation, (e) the healthy and disabled mortality assumptions were updated to the RP-2014 mortality tables with generational improvement scale MP-2016 and (f) rates of retirement, termination and disability were modified to better reflect anticipated future experience. There were no changes in methods and assumptions used in the calculation of actuarial determined contributions for fiscal years 2019-2021.

---

OTHER POSTEMPLOYMENT BENEFITS (OPEB)

---

*SCHOOL EMPLOYEES RETIREMENT SYSTEM (SERS) OF OHIO*

Changes in benefit terms: There were no changes in benefit terms from the amounts previously reported for fiscal years 2017-2021.

(Continued)



**NORTH POINT EDUCATIONAL SERVICE CENTER  
ERIE COUNTY, OHIO**

NOTES TO THE REQUIRED SUPPLEMENTARY INFORMATION (CONTINUED)  
FOR THE FISCAL YEAR ENDED JUNE 30, 2021

OTHER POSTEMPLOYMENT BENEFITS (OPEB) (Continued)

---

Changes in assumptions: There were no changes in methods and assumptions used in the calculation of actuarial determined contributions for fiscal year 2017. For fiscal year 2018, the following changes of assumptions affected the total OPEB liability since the prior measurement date: (a) assumed rate of inflation was reduced from 3.25% to 3.00%, (b) payroll growth assumption was reduced from 4.00% to 3.50%, (c) assumed real wage growth was reduced from 0.75% to 0.50%, (d) rates of withdrawal, retirement, and disability were updated to reflect recent experience, (e) mortality among active members was updated to the following: RP-2014 Blue Collar Mortality Table with fully generational projection and a five-year age set-back for both males and females, (f) mortality among service retired members and beneficiaries was updated to the following: RP-2014 Blue Collar Mortality Table with fully generational projection with Scale BB, 120% of male rates, and 110% of female rates, (g) mortality among disabled members was updated to the following: RP-2000 Disabled Mortality Table, 90% for male rates and 100% for female rates, set back five years is used for the period after disability retirement, (h) the municipal bond index rate increased from 2.92% to 3.56% and (i) the single equivalent interest rate, net of plan investment expense, including price inflation increased from 2.98% to 3.63%. For fiscal year 2019, the following changes of assumptions affected the total OPEB liability since the prior measurement date: (a) the discount rate increased from 3.63% to 3.70%, (b) the health care cost trend rates for Medicare were changed from a range of 5.50%-5.00% to a range of 5.375%-4.75% and Pre-Medicare were changed from a range of 7.50%-5.00% to a range of 7.25%-4.75%, (c) the municipal bond index rate increased from 3.56% to 3.62% and (d) the single equivalent interest rate, net of plan investment expense, including price inflation increased from 3.63% to 3.70%. For fiscal year 2020, the following changes of assumptions affected the total OPEB liability since the prior measurement date: (a) the discount rate decreased from 3.70% to 3.22%, (b) the health care cost trend rates for Medicare were changed from a range of 5.375%-4.75% to a range of 5.25%-4.75% and Pre-Medicare were changed from a range of 7.25%-4.75% to a range of 7.00%-4.75%, (c) the municipal bond index rate decreased from 3.62% to 3.13% and (d) the single equivalent interest rate, net of plan investment expense, including price inflation decreased from 3.70% to 3.22%. For fiscal year 2021, the following changes of assumptions affected the total OPEB liability since the prior measurement date: (a) the discount rate decreased from 3.22% to 2.63% and (b) the municipal bond index rate decreased from 3.13% to 2.45%.

*STATE TEACHERS RETIREMENT SYSTEM (STRS) OF OHIO*

Changes in benefit terms: There were no changes in benefit terms from the amounts previously reported for fiscal year 2017. For fiscal year 2018, STRS reduced the subsidy multiplier for non-Medicare benefit recipients from 2.1% to 1.9% per year of service. Medicare Part B premium reimbursements were discontinued for certain survivors and beneficiaries and all remaining Medicare Part B premium reimbursements will be discontinued beginning January 2019. For fiscal year 2019, STRS increased the subsidy multiplier for non-Medicare benefit recipients from 1.9% to 1.944% per year of service effective January 1, 2019. The non-Medicare frozen subsidy base premium was increased January 1, 2019 and all remaining Medicare Part B premium reimbursements will be discontinued beginning January 1, 2020. For fiscal year 2020, STRS increased the subsidy percentage from 1.944% to 1.984% effective January 1, 2020. The Medicare subsidy percentages were adjusted effective January 1, 2021 to 2.1% for the Medicare plan. The Medicare Part B monthly reimbursement elimination date was postponed to January 1, 2021. For fiscal year 2021, the non-Medicare subsidy percentage was increased effective January 1, 2021 from 1.984% to 2.055% per year of service. The non-Medicare frozen subsidy base premium was increased effective January 1, 2021. The Medicare subsidy percentages were adjusted effective January 1, 2021 to 2.1% for the AMA Medicare plan. The Medicare Part B monthly reimbursement elimination date was postponed indefinitely.

Changes in assumptions: There were no changes in methods and assumptions used in the calculation of actuarial determined contributions for fiscal year 2017. For fiscal year 2018, the following changes of assumptions affected the total OPEB liability since the prior measurement date: (a) the discount rate was increased from 3.26% to 4.13% based on the methodology defined under GASB Statement No. 74, Financial Reporting for Postemployment Benefit Plans Other Than Pension Plans (OPEB), (b) the long term expected rate of return was reduced from 7.75% to 7.45%, (c) valuation year per capita health care costs were updated, and the salary scale was modified, (d) the percentage of future retirees electing each option was updated based on current data and the percentage of future disabled retirees and terminated vested participants electing health coverage were decreased and (e) the assumed mortality, disability, retirement, withdrawal and future health care cost trend rates were modified along with the portion of rebated prescription drug costs. For fiscal year 2019, the following changes of assumptions affected the total OPEB liability/(asset) since the prior measurement date: (a) the discount rate was increased from the blended rate of 4.13% to the long-term expected rate of return of 7.45% based on the methodology defined under GASB Statement No. 74, Financial Reporting for Postemployment Benefit Plans Other Than Pension Plans (OPEB) and (b) decrease in health care cost trend rates from 6.00%-11.00% initial; 4.50% ultimate down to Medical Pre-Medicare 6.00% and Medicare 5.00% initial; 4.00% ultimate and Prescription Drug Pre-Medicare 8.00% and Medicare (5.23%) initial; 4.00% ultimate. For fiscal year 2020, health care cost trend rates were changed to the following: medical pre-Medicare from 6.00% initial - 4.00% ultimate down to 5.87% initial - 4.00% ultimate; medical Medicare from 5.00% initial - 4.00% ultimate down to 4.93% initial - 4.00% ultimate; prescription drug pre-Medicare from 8.00% initial - 4.00% ultimate down to 7.73% initial - 4.00% ultimate and (5.23%) initial - 4.00% ultimate up to 9.62% initial - 4.00% ultimate. For fiscal year 2021, health care cost trend rates were changed to the following: medical pre-Medicare from 5.87% initial - 4.00% ultimate down to 5.00% initial - 4.00% ultimate; medical Medicare from 4.93% initial - 4.00% ultimate down to 9.62% initial - 4.00% ultimate up to 11.87% initial - 4.00% ultimate.

**NORTH POINT EDUCATIONAL SERVICE CENTER  
ERIE COUNTY, OHIO**

SCHEDULE OF REVENUES, EXPENDITURES AND CHANGES IN  
FUND BALANCE - BUDGET AND ACTUAL (NON-GAAP BUDGETARY BASIS)  
GENERAL FUND  
FOR THE FISCAL YEAR ENDED JUNE 30, 2021

	<u>Budgeted Amounts</u>		<u>Actual</u>	<u>Variance with Final Budget Positive (Negative)</u>
	<u>Original</u>	<u>Final</u>		
<b>Revenues:</b>				
Intergovernmental	\$ 775,596	\$ 575,596	\$ 972,961	\$ 397,365
Investment earnings	56,000	56,000	5,923	(50,077)
Tuition and fees	14,026,404	14,026,404	14,701,878	675,474
Rental income	3,000	3,000	2,860	(140)
Charges for services	353,000	853,000	998,930	145,930
Miscellaneous	58,000	58,000	38,735	(19,265)
Total revenues	<u>15,272,000</u>	<u>15,572,000</u>	<u>16,721,287</u>	<u>1,149,287</u>
<b>Expenditures:</b>				
Current:				
Instruction:				
Regular	1,004,913	1,080,599	947,712	132,887
Special	8,210,582	7,850,623	6,266,422	1,584,201
Support services:				
Pupil	5,218,790	5,969,300	5,493,540	475,760
Instructional staff	2,992,683	2,493,897	2,202,254	291,643
Board of education	117,675	131,675	69,141	62,534
Administration	593,042	842,042	672,346	169,696
Fiscal	466,500	498,550	429,687	68,863
Operations and maintenance	757,980	794,980	591,666	203,314
Central	147,700	148,200	127,202	20,998
Total expenditures	<u>19,509,865</u>	<u>19,809,866</u>	<u>16,799,970</u>	<u>3,009,896</u>
Excess of expenditures over revenues	<u>(4,237,865)</u>	<u>(4,237,866)</u>	<u>(78,683)</u>	<u>4,159,183</u>
<b>Other financing sources:</b>				
Refund of prior year's expenditures	<u>100,000</u>	<u>100,000</u>	<u>241,657</u>	<u>141,657</u>
Net change in fund balance	(4,137,865)	(4,137,866)	162,974	4,300,840
<b>Fund balance at beginning of year</b>	4,015,845	4,015,845	4,015,845	-
<b>Prior year encumbrances appropriated</b>	122,020	122,020	122,020	-
<b>Fund balance at end of year (deficit)</b>	<u>\$ -</u>	<u>\$ (1)</u>	<u>\$ 4,300,839</u>	<u>\$ 4,300,840</u>

SEE ACCOMPANYING NOTES TO THE SUPPLEMENTARY INFORMATION

**NORTH POINT EDUCATIONAL SERVICE CENTER  
ERIE COUNTY, OHIO**

NOTES TO THE SUPPLEMENTARY INFORMATION  
FOR THE FISCAL YEAR ENDED JUNE 30, 2021

**NOTE 1 - BUDGETARY PROCESS**

There are no budgetary requirements for Educational Service Centers identified in the Ohio Revised Code nor does the State Department of Education specify any budgetary guidelines to be followed.

The ESC's Board budgets for resources estimated to be received during the fiscal year. The estimated revenues may be amended during the fiscal year if projected increases or decreases in revenue are identified by the Treasurer. The amounts reported as both the original budgeted amounts and the final budgeted amounts on the budgetary schedules reflect the amounts of the estimated revenues in effect at the time the final appropriations were passed by the Board.

The ESC's Board adopts an annual appropriations resolution, which is the Board's authorization to spend resources and sets annual limits on expenditures plus encumbrances at the level of control selected by the Board. The level of control has been established by the Board at the fund and function level for all funds. The Treasurer has been authorized to allocate appropriations to the function and object level within each fund.

Throughout the fiscal year, appropriations may be amended or supplemented as circumstances warrant. The amounts reported as the original budgeted amounts on the budgetary schedule reflect the amounts on the first appropriations resolution for that fund that covered the entire fiscal year, including encumbered amount automatically carried forward from the prior fiscal years. The amounts reported as final budgeted amounts on the budgetary schedule represent the final appropriation amounts passed by the Board during the fiscal year.

**NOTE 2 - BUDGETARY BASIS OF ACCOUNTING**

While reporting financial position, results of operations, and changes in fund balance on the basis of generally accepted accounting principles (GAAP), the budgetary basis is based upon accounting for certain transactions on a basis of cash receipts and disbursements.

The schedule of revenue, expenditures, and changes in fund balance - budget and actual (non-GAAP budgetary basis) presented for the general fund is presented on the budgetary basis to provide a meaningful comparison of actual results with the budget. The major differences between the budget basis and the GAAP basis are that:

- (a) Revenues and other financing sources are recorded when received in cash (budget basis) as opposed to when susceptible to accrual (GAAP basis);
- (b) Expenditures and other financing uses are recorded when paid in cash (budget basis) as opposed to when the liability is incurred (GAAP basis); and,
- (c) In order to reserve that portion of the applicable appropriation, total outstanding encumbrances (budget basis) are recorded as the equivalent of an expenditure, as opposed to assigned or committed of fund balance for that portion of outstanding encumbrances not already recognized as an account payable (GAAP basis);

**NORTH POINT EDUCATIONAL SERVICE CENTER  
ERIE COUNTY, OHIO**

NOTES TO THE SUPPLEMENTARY INFORMATION  
FOR THE FISCAL YEAR ENDED JUNE 30, 2021

**NOTE 2 - BUDGETARY BASIS OF ACCOUNTING - (Continued)**

The adjustments necessary to convert the results of operations for the year on the budget basis to the GAAP basis for the general fund is as follows:

**Net Change in Fund Balance**

	<u>General fund</u>
Budget basis	\$ 162,974
Net adjustment for revenue accruals	(73,199)
Net adjustment for expenditure accruals	222,215
Net adjustment for other sources and uses	(241,657)
Funds budgeted elsewhere	4,802
Adjustment for encumbrances	<u>115,702</u>
GAAP basis	<u><u>\$ 190,837</u></u>

Certain funds that are budgeted in separate special revenue funds are considered part of the general fund on a GAAP basis. This includes the special trust fund and the special rotary fund.

# OHIO AUDITOR OF STATE KEITH FABER



88 East Broad Street  
Columbus, Ohio 43215  
ContactUs@ohioauditor.gov  
(800) 282-0370

## INDEPENDENT AUDITOR'S REPORT ON INTERNAL CONTROL OVER FINANCIAL REPORTING AND ON COMPLIANCE AND OTHER MATTERS REQUIRED BY GOVERNMENT AUDITING STANDARDS

North Point Education Service Center  
Erie County  
4918 Milan Road  
Sandusky, Ohio 44870-5842

To the Board of Education:

We have audited, in accordance with the auditing standards generally accepted in the United States of America and the standards applicable to financial audits contained in *Government Auditing Standards* issued by the Comptroller General of the United States (*Government Auditing Standards*), the financial statements of the governmental activities, each major fund, and the aggregate remaining fund information of North Point Educational Service Center, Erie County, Ohio (the ESC) as of and for the years ended June 30, 2022, and 2021 and the related notes to the financial statements, which collectively comprise the ESC's basic financial statements and have issued our report thereon dated June 8, 2023, wherein we noted the financial impact of COVID-19 and the continuing emergency measures which may impact subsequent periods of the ESC.

### ***Report on Internal Control Over Financial Reporting***

In planning and performing our audit of the financial statements, we considered the ESC's internal control over financial reporting (internal control) as a basis for designing audit procedures that are appropriate in the circumstances for the purpose of expressing our opinions on the financial statements, but not for the purpose of expressing an opinion on the effectiveness of the ESC's internal control. Accordingly, we do not express an opinion on the effectiveness of the ESC's internal control.

A *deficiency in internal control* exists when the design or operation of a control does not allow management or employees, in the normal course of performing their assigned functions, to prevent, or detect and correct misstatements on a timely basis. A *material weakness* is a deficiency, or a combination of deficiencies, in internal control, such that there is a reasonable possibility that a material misstatement of the ESC's financial statements will not be prevented, or detected and corrected, on a timely basis. A *significant deficiency* is a deficiency, or a combination of deficiencies, in internal control that is less severe than a material weakness, yet important enough to merit attention by those charged with governance.

Our consideration of internal control was for the limited purpose described in the first paragraph of this section and was not designed to identify all deficiencies in internal control that might be material weaknesses or significant deficiencies. Given these limitations, during our audit we did not identify any deficiencies in internal control that we consider to be material weaknesses. However, material weaknesses or significant deficiencies may exist that were not identified.

***Report on Compliance and Other Matters***

As part of obtaining reasonable assurance about whether the ESC's financial statements are free from material misstatement, we performed tests of its compliance with certain provisions of laws, regulations, contracts, and grant agreements, noncompliance with which could have a direct and material effect on the financial statements. However, providing an opinion on compliance with those provisions was not an objective of our audit and accordingly, we do not express such an opinion. The results of our tests disclosed no instances of noncompliance or other matters that are required to be reported under *Government Auditing Standards*.

***Purpose of This Report***

The purpose of this report is solely to describe the scope of our testing of internal control and compliance and the results of that testing, and not to provide an opinion on the effectiveness of the ESC's internal control or on compliance. This report is an integral part of an audit performed in accordance with *Government Auditing Standards* in considering the ESC's internal control and compliance. Accordingly, this communication is not suitable for any other purpose.



Keith Faber  
Auditor of State  
Columbus, Ohio

June 8, 2023

**SUMMARY SCHEDULE OF PRIOR AUDIT FINDINGS  
JUNE 30, 2022 AND 2021**

<b>Finding Number</b>	<b>Finding Summary</b>	<b>Status</b>	<b>Additional Information</b>
2020-001	Finding was first reported during the audit of the 2018 financial statements. Material weakness for errors in financial reporting.	Fully corrected.	

**This page intentionally left blank.**



# OHIO AUDITOR OF STATE KEITH FABER



**NORTH POINT EDUCATIONAL SERVICE CENTER**

**ERIE COUNTY**

**AUDITOR OF STATE OF OHIO CERTIFICATION**

This is a true and correct copy of the report, which is required to be filed pursuant to Section 117.26, Revised Code, and which is filed in the Office of the Ohio Auditor of State in Columbus, Ohio.



**Certified for Release 6/22/2023**

88 East Broad Street, Columbus, Ohio 43215  
Phone: 614-466-4514 or 800-282-0370

This report is a matter of public record and is available online at  
[www.ohioauditor.gov](http://www.ohioauditor.gov)