



OHIO AUDITOR OF STATE  
**KEITH FABER**





**UNITED LOCAL SCHOOL DISTRICT  
COLUMBIANA COUNTY  
JUNE 30, 2022**

**TABLE OF CONTENTS**

<b>TITLE</b>	<b>PAGE</b>
Independent Auditor's Report .....	1
Prepared by Management:	
Management's Discussion and Analysis .....	5
Basic Financial Statements:	
Government-wide Financial Statements:	
Statement of Net Position .....	15
Statement of Activities.....	16
Fund Financial Statements:	
Balance Sheet	
Governmental Funds .....	17
Reconciliation of Total Governmental Fund Balances to Net Position of Governmental Activities .....	18
Statement of Revenues, Expenditures and Changes in Fund Balances Governmental Funds .....	19
Reconciliation of the Statement of Revenues, Expenditures and Changes in Fund Balances of Governmental Funds to the Statement of Activities .....	20
Statement of Revenues, Expenditures and Changes in Fund Balance - Budget and Actual (Non-GAAP Budgetary Basis) General Fund.....	21
Statement of Fiduciary Net Position – Custodial Fund .....	22
Statement of Changes in Fiduciary Net Position – Custodial Fund .....	23
Notes to the Basic Financial Statements .....	24
Required Supplementary Information:	
Schedule of the District's Proportionate Share of the Net Pension Liability (SERS) .....	66
Schedule of the District's Proportionate Share of the Net Pension Liability (STRS).....	68
Schedule of District Pension Contributions (SERS).....	70
Schedule of District Pension Contributions (STRS) .....	72
Schedule of the District's Proportionate Share of the Net OPEB Liability (SERS) .....	74
Schedule of the District's Proportionate Share of the Net OPEB Liability/Asset (STRS).....	76

**UNITED LOCAL SCHOOL DISTRICT  
COLUMBIANA COUNTY  
JUNE 30, 2022**

**TABLE OF CONTENTS  
(Continued)**

<b>TITLE</b>	<b>PAGE</b>
Schedule of District OPEB Contributions (SERS).....	78
Schedule of District OPEB Contributions (STRS) .....	80
Notes to the Required Supplementary Information .....	82
Schedule of Expenditures of Federal Awards.....	85
Notes to the Schedule of Expenditures of Federal Awards .....	86
Independent Auditor's Report on Internal Control Over Financial Reporting and on Compliance and Other Matters Required by <i>Government Auditing Standards</i> .....	87
Independent Auditor's Report on Compliance with Requirements Applicable to the Major Federal Program and on Internal Control Over Compliance Required by the Uniform Guidance .....	89
Schedule of Findings.....	93
Prepared by Management:	
Corrective Action Plan .....	95

# OHIO AUDITOR OF STATE KEITH FABER



88 East Broad Street  
Columbus, Ohio 43215  
ContactUs@ohioauditor.gov  
(800) 282-0370

## INDEPENDENT AUDITOR'S REPORT

United Local School District  
Columbiana County  
8143 State Route 9  
Hanoverton, Ohio 44423

To the Board of Education:

### Report on the Audit of the Financial Statements

#### **Opinions**

We have audited the financial statements of the governmental activities, each major fund, and the aggregate remaining fund information of the United Local School District, Columbiana County, Ohio (District), as of and for the year ended June 30, 2022, and the related notes to the financial statements, which collectively comprise the District's basic financial statements as listed in the table of contents.

In our opinion, the accompanying financial statements referred to above present fairly, in all material respects, the respective financial position of the governmental activities, each major fund, and the aggregate remaining fund information of the United Local School District, Columbiana County, Ohio as of June 30, 2022, and the respective changes in financial position thereof and the budgetary comparison for the General fund for the year then ended in accordance with the accounting principles generally accepted in the United States of America.

#### **Basis for Opinions**

We conducted our audit in accordance with auditing standards generally accepted in the United States of America (GAAS) and the standards applicable to financial audits contained in *Government Auditing Standards*, issued by the Comptroller General of the United States. Our responsibilities under those standards are further described in the *Auditor's Responsibilities for the Audit of the Financial Statements* section of our report. We are required to be independent of the District, and to meet our other ethical responsibilities, in accordance with the relevant ethical requirements relating to our audit. We believe that the audit evidence we have obtained is sufficient and appropriate to provide a basis for our audit opinions.

#### **Emphasis of Matter**

As discussed in Note 19 to the financial statements, the financial impact of COVID-19 and the continuing emergency measures may impact subsequent periods of the District. Our opinion is not modified with respect to this matter.

***Responsibilities of Management for the Financial Statements***

Management is responsible for the preparation and fair presentation of the financial statements in accordance with accounting principles generally accepted in the United States of America, and for the design, implementation, and maintenance of internal control relevant to the preparation and fair presentation of financial statements that are free from material misstatement, whether due to fraud or error.

In preparing the financial statements, management is required to evaluate whether there are conditions or events, considered in the aggregate, that raise substantial doubt about the District's ability to continue as a going concern for twelve months beyond the financial statement date, including any currently known information that may raise substantial doubt shortly thereafter.

***Auditor's Responsibilities for the Audit of the Financial Statements***

Our objectives are to obtain reasonable assurance about whether the financial statements as a whole are free from material misstatement, whether due to fraud or error, and to issue an auditor's report that includes our opinions. Reasonable assurance is a high level of assurance but is not absolute assurance and therefore is not a guarantee that an audit conducted in accordance with GAAS and *Government Auditing Standards* will always detect a material misstatement when it exists. The risk of not detecting a material misstatement resulting from fraud is higher than for one resulting from error, as fraud may involve collusion, forgery, intentional omissions, misrepresentations, or the override of internal control. Misstatements are considered material if there is a substantial likelihood that, individually or in the aggregate, they would influence the judgment made by a reasonable user based on the financial statements.

In performing an audit in accordance with GAAS and *Government Auditing Standards*, we

- exercise professional judgment and maintain professional skepticism throughout the audit.
- identify and assess the risks of material misstatement of the financial statements, whether due to fraud or error, and design and perform audit procedures responsive to those risks. Such procedures include examining, on a test basis, evidence regarding the amounts and disclosures in the financial statements.
- obtain an understanding of internal control relevant to the audit in order to design audit procedures that are appropriate in the circumstances, but not for the purpose of expressing an opinion on the effectiveness of the District's internal control. Accordingly, no such opinion is expressed.
- evaluate the appropriateness of accounting policies used and the reasonableness of significant accounting estimates made by management, as well as evaluate the overall presentation of the financial statements.
- conclude whether, in our judgment, there are conditions or events, considered in the aggregate, that raise substantial doubt about the District's ability to continue as a going concern for a reasonable period of time.

We are required to communicate with those charged with governance regarding, among other matters, the planned scope and timing of the audit, significant audit findings, and certain internal control-related matters that we identified during the audit.

**Required Supplementary Information**

Accounting principles generally accepted in the United States of America require that the *management's discussion and analysis*, and schedules of net pension and other post-employment benefit liabilities and pension and other post-employment benefit contributions, be presented to supplement the basic financial statements. Such information is the responsibility of management and, although not a part of the basic financial statements, is required by the Governmental Accounting Standards Board who considers it to be an essential part of financial reporting for placing the basic financial statements in an appropriate operational, economic, or historical context. We have applied certain limited procedures to the required supplementary information in accordance with auditing standards generally accepted in the United States of America, which consisted of inquiries of management about the methods of preparing the information and comparing the information for consistency with management's responses to our inquiries, the basic financial statements, and other knowledge we obtained during our audit of the basic financial statements. We do not express an opinion or provide any assurance on the information because the limited procedures do not provide us with sufficient evidence to express an opinion or provide any assurance.

**Supplementary information**

Our audit was conducted for the purpose of forming opinions on the financial statements that collectively comprise the District's basic financial statements. The Schedule of Expenditures of Federal Awards as required by Title 2 U.S. Code of Federal Regulations (CFR) Part 200, Uniform Administrative Requirements, Cost Principles, and Audit Requirements for Federal Awards is presented for purposes of additional analysis and is not a required part of the basic financial statements.

Such information is the responsibility of management and was derived from and relates directly to the underlying accounting and other records used to prepare the basic financial statements. The information has been subjected to the auditing procedures applied in the audit of the basic financial statements and certain additional procedures, including comparing and reconciling such information directly to the underlying accounting and other records used to prepare the basic financial statements or to the basic financial statements themselves, and other additional procedures in accordance with auditing standards generally accepted in the United States of America. In our opinion, the Schedule of Expenditures of Federal Awards is fairly stated, in all material respects, in relation to the basic financial statements as a whole.

**Other Reporting Required by Government Auditing Standards**

In accordance with *Government Auditing Standards*, we have also issued our report dated January 30, 2023, on our consideration of the District's internal control over financial reporting and our tests of its compliance with certain provisions of laws, regulations, contracts and grant agreements and other matters. The purpose of that report is solely to describe the scope of our testing of internal control over financial reporting and compliance and the results of that testing, and not to provide an opinion on the effectiveness of the District's internal control over financial reporting or on compliance. That report is an integral part of an audit performed in accordance with *Government Auditing Standards* in considering the District's internal control over financial reporting and compliance.



Keith Faber  
Auditor of State  
Columbus, Ohio

January 30, 2023

**This page intentionally left blank.**



**UNITED LOCAL SCHOOL DISTRICT  
COLUMBIANA COUNTY, OHIO**

MANAGEMENT'S DISCUSSION AND ANALYSIS  
FOR THE FISCAL YEAR ENDED JUNE 30, 2022  
(UNAUDITED)

The management's discussion and analysis of the United Local School District's (the "District") financial performance provides an overall review of the District's financial activities for the fiscal year ended June 30, 2022. The intent of this discussion and analysis is to look at the District's financial performance as a whole; readers should also review the basic financial statements and notes to the basic financial statements to enhance their understanding of the District's financial performance.

**Financial Highlights**

Key financial highlights for fiscal year 2022 are as follows:

- In total, net position of governmental activities increased \$6,340,343 which represents a 23.32% increase from 2021 net position.
- General revenues accounted for \$18,173,178 in revenue or 80.77% of all revenues. Program specific revenues in the form of charges for services and sales, grants and contributions accounted for \$4,328,109 or 19.23% of total revenues of \$22,501,287.
- The District had \$16,160,944 in expenses related to governmental activities; \$4,328,109 of these expenses were offset by program specific charges for services, grants or contributions. General revenues supporting governmental activities (primarily taxes and unrestricted grants and entitlements) of \$18,173,178 were adequate to provide for these programs.
- The District's major governmental funds are the general fund and the classroom facilities fund. The general fund had \$15,792,751 in revenues and \$15,084,641 in expenditures and other financing uses. During fiscal year 2022, the general fund's fund balance increased \$708,110 from a fund balance of \$4,693,686 to \$5,401,796.
- The classroom facilities fund had \$885,373 in revenues and \$976,825 in expenditures. During fiscal year 2022, the classroom facilities fund balance decreased \$91,452 from a fund balance of \$20,122,005 to \$20,030,553.

**Using the Basic Financial Statements**

This annual report consists of a series of financial statements and notes to those statements. These statements are organized so the reader can understand the District as a financial whole, an entire operating entity. The statements then proceed to provide an increasingly detailed look at specific financial activities.

The statement of net position and statement of activities provide information about the activities of the whole District, presenting both an aggregate view of the District's finances and a longer-term view of those finances. Fund financial statements provide the next level of detail. For governmental funds, these statements tell how services were financed in the short-term as well as what remains for future spending. The fund financial statements also look at the District's most significant funds with all other nonmajor funds presented in total in one column. In the case of the District, the general fund and the classroom facilities fund are by far the most significant funds, and the only governmental funds reported as major funds.

**Reporting the District as a Whole**

***Statement of Net Position and the Statement of Activities***

While this document contains the large number of funds used by the District to provide programs and activities, the view of the District as a whole looks at all financial transactions and asks the question, "How did we do financially during 2022?" The statement of net position and the statement of activities answer this question. These statements include all assets, deferred outflows of resources, liabilities, deferred inflows of resources, revenues and expenses using the accrual basis of accounting similar to the accounting used by most private-sector companies. This basis of accounting will take into account all of the current year's revenues and expenses regardless of when cash is received or paid.

**UNITED LOCAL SCHOOL DISTRICT  
COLUMBIANA COUNTY, OHIO**

MANAGEMENT'S DISCUSSION AND ANALYSIS  
FOR THE FISCAL YEAR ENDED JUNE 30, 2022  
(UNAUDITED)

These two statements report the District's net position and changes in net position. This change in net position is important because it tells the reader that, for the District as a whole, the financial position of the District has improved or diminished. The causes of this change may be the result of many factors, some financial, some not. Non-financial factors include the District's property tax base, current property tax laws in Ohio restricting revenue growth, facility conditions, required educational programs and other factors.

In the statement of net position and the statement of activities, the governmental activities include the District's programs and services, including instruction, support services, operation and maintenance of plant, pupil transportation, extracurricular activities, and food service operations.

The District's statement of net position and statement of activities can be found on pages 15-16 of this report.

**Reporting the District's Most Significant Funds**

***Fund Financial Statements***

The analysis of the District's major governmental funds begins on page 12. Fund financial reports provide detailed information about the District's major funds. The District uses many funds to account for a multitude of financial transactions. However, these fund financial statements focus on the District's most significant funds. The District's major governmental funds are the general fund and the classroom facilities fund.

***Governmental Funds***

Most of the District's activities are reported in governmental funds, which focus on how money flows into and out of those funds and the balances left at year-end available for spending in future periods. These funds are reported using an accounting method called modified accrual accounting, which measures cash and all other financial assets than can readily be converted to cash. The governmental fund financial statements provide a detailed short-term view of the District's general government operations and the basic services it provides. Governmental fund information helps you determine whether there are more or fewer financial resources that can be spent in the near future to finance educational programs. The relationship (or differences) between governmental activities (reported in the statement of net position and the statement of activities) and governmental funds is reconciled in the basic financial statements. The basic governmental fund financial statements can be found on pages 17-21 of this report.

***Reporting the District's Fiduciary Responsibilities***

The District acts in a trustee capacity as an agent for individuals or other entities. These activities are reported in a custodial fund. All of the District's fiduciary activities are reported in separate statements (statement of fiduciary net position and statement of changes in fiduciary net position) on pages 22-23. These activities are excluded from the District's other financial statements because the assets cannot be utilized by the District to finance its operations.

***Notes to the Basic Financial Statements***

The notes provide additional information that is essential to a full understanding of the data provided in the government-wide and fund financial statements. These notes to the basic financial statements can be found on pages 24-63 of this report.

***Required Supplemental Information***

In addition to the basic financial statements and accompanying notes, this report also presents certain required supplementary information concerning the District's net pension liability and net OPEB liability/asset. The required supplementary information can be found on pages 66-84 of this report.

**UNITED LOCAL SCHOOL DISTRICT  
COLUMBIANA COUNTY, OHIO**

MANAGEMENT'S DISCUSSION AND ANALYSIS  
FOR THE FISCAL YEAR ENDED JUNE 30, 2022  
(UNAUDITED)

***The District as a Whole***

The statement of net position provides the perspective of the District as a whole. The table below provides a summary of the District's net position for June 30, 2022 and June 30, 2021.

	Net Position	
	Governmental Activities 2022	Governmental Activities 2021
<b><u>Assets</u></b>		
Current and other assets	\$ 77,593,772	\$ 75,707,334
Capital assets, net	5,386,466	4,446,367
Total assets	82,980,238	80,153,701
<b><u>Deferred Outflows of Resources</u></b>		
Pension	3,474,637	2,745,881
OPEB	348,703	333,387
Total deferred outflows of resources	3,823,340	3,079,268
Total assets and deferred outflows of resources	86,803,578	83,232,969
<b><u>Liabilities</u></b>		
Current liabilities	2,272,239	1,926,388
Long-term liabilities:		
Due within one year	1,721,019	1,743,426
Due within more than one year:		
Net pension liability	8,415,826	15,707,896
Net OPEB liability	776,577	839,122
Other amounts	25,282,107	26,901,341
Total liabilities	38,467,768	47,118,173
<b><u>Deferred Inflows of Resources</u></b>		
Property taxes levied for the next fiscal year	6,024,722	7,032,434
Pensions	7,001,540	263,138
OPEB	1,778,227	1,628,246
Total deferred inflows of resources	14,804,489	8,923,818
Total liabilities and deferred inflows of resources	53,272,257	56,041,991
<b><u>Net Position</u></b>		
Investment in capital assets	5,112,946	4,446,367
Restricted	32,716,189	32,016,726
Unrestricted (deficit)	(4,297,814)	(9,272,115)
Total net position	\$ 33,531,321	\$ 27,190,978

The net pension liability (NPL) is one of the largest single liabilities reported by the District at June 30, 2022 and is reported pursuant to GASB Statement 68, "Accounting and Financial Reporting for Pensions—an Amendment of GASB Statement 27." The District has adopted GASB Statement 75, "Accounting and Financial Reporting for Postemployment Benefits Other Than Pensions," which significantly revises accounting for costs and liabilities related to other postemployment benefits (OPEB). For reasons discussed below, many end users of this financial statement will gain a clearer understanding of the District's actual financial condition by adding deferred inflows related to pension and OPEB, the net pension liability and the net OPEB liability/asset to the reported net position and subtracting deferred outflows related to pension and OPEB.

**UNITED LOCAL SCHOOL DISTRICT  
COLUMBIANA COUNTY, OHIO**

MANAGEMENT'S DISCUSSION AND ANALYSIS  
FOR THE FISCAL YEAR ENDED JUNE 30, 2022  
(UNAUDITED)

Governmental Accounting Standards Board standards are national and apply to all government financial reports prepared in accordance with generally accepted accounting principles. Prior accounting for pensions (GASB 27) and postemployment benefits (GASB 45) focused on a funding approach. This approach limited pension and OPEB costs to contributions annually required by law, which may or may not be sufficient to fully fund each plan's *net pension liability* or *net OPEB liability*. GASB 68 and GASB 75 take an earnings approach to pension and OPEB accounting; however, the nature of Ohio's statewide pension/OPEB plans and state law governing those systems requires additional explanation in order to properly understand the information presented in these statements.

GASB 68 and GASB 75 require the net pension liability and the net OPEB liability/asset to equal the District's proportionate share of each plan's collective:

1. Present value of estimated future pension/OPEB benefits attributable to active and inactive employees' past service.
2. Minus plan assets available to pay these benefits.

GASB notes that pension and OPEB obligations, whether funded or unfunded, are part of the "employment exchange" – that is, the employee is trading his or her labor in exchange for wages, benefits, and the promise of a future pension and other postemployment benefits. GASB noted that the unfunded portion of this promise is a present obligation of the government, part of a bargained-for benefit to the employee and should accordingly be reported by the government as a liability since they received the benefit of the exchange. However, the School District is not responsible for certain key factors affecting the balance of these liabilities. In Ohio, the employee shares the obligation of funding pension benefits with the employer. Both employer and employee contribution rates are capped by State statute. A change in these caps requires action of both Houses of the General Assembly and approval of the Governor. Benefit provisions are also determined by State statute. The Ohio revised Code permits but does not require the retirement systems to provide healthcare to eligible benefit recipients. The retirement systems may allocate a portion of the employer contributions to provide for these OPEB benefits.

The employee enters the employment exchange with the knowledge that the employer's promise is limited not by contract but by law. The employer enters the exchange also knowing that there is a specific, legal limit to its contribution to the retirement system. In Ohio, there is no legal means to enforce the unfunded liability of the pension/OPEB plan *as against the public employer*. State law operates to mitigate/lessen the moral obligation of the public employer to the employee, because all parties enter the employment exchange with notice as to the law. The retirement system is responsible for the administration of the pension and OPEB plans.

Most long-term liabilities have set repayment schedules or, in the case of compensated absences (i.e. sick and vacation leave), are satisfied through paid time-off or termination payments. There is no repayment schedule for the net pension liability or the net OPEB liability. As explained above, changes in benefits, contribution rates, and return on investments affect the balance of these liabilities but are outside the control of the local government. In the event that contributions, investment returns, and other changes are insufficient to keep up with required payments, State statute does not assign/identify the responsible party for the unfunded portion. Due to the unique nature of how the net pension liability and the net OPEB liability are satisfied, these liabilities are separately identified within the long-term liability section of the statement of net position.

In accordance with GASB 68 and GASB 75, the District's statements prepared on an accrual basis of accounting include an annual pension expense and an annual OPEB expense for their proportionate share of each plan's *change* in net pension liability and net OPEB liability/asset, respectively, not accounted for as deferred inflows/outflows.

Over time, net position can serve as a useful indicator of a government's financial position. At June 30, 2022, the District's assets and deferred outflows of resources exceeded liabilities and deferred inflows of resources by \$33,531,321.

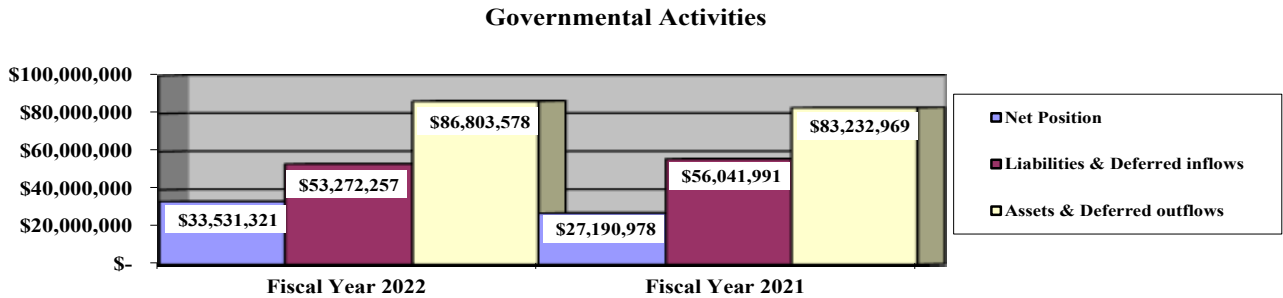
**UNITED LOCAL SCHOOL DISTRICT  
COLUMBIANA COUNTY, OHIO**

**MANAGEMENT'S DISCUSSION AND ANALYSIS  
FOR THE FISCAL YEAR ENDED JUNE 30, 2022  
(UNAUDITED)**

At year-end, capital assets represented 6.49% of total assets. Capital assets include land, construction in progress, land improvements, buildings and improvements, furniture and equipment and vehicles. Investment in capital assets at June 30, 2022, was \$5,112,946. These capital assets are used to provide services to the students and are not available for future spending. Although the District's investment in capital assets is reported net of related debt, it should be noted that the resources to repay the debt must be provided from other sources, since capital assets may not be used to liquidate these liabilities.

A portion of the District's net position, \$32,716,189, represents resources that are subject to external restriction on how they may be used. The remaining deficit balance of unrestricted net position is \$4,297,814.

The graph below presents the District's assets and deferred outflows, liabilities and deferred inflows, and net position at June 30, 2022 and 2021.



The table below shows the change in net position for fiscal years 2022 and 2021.

	<b>Change in Net Position</b>	
	<u>Governmental Activities 2022</u>	<u>Governmental Activities 2021</u>
<b><u>Revenues</u></b>		
Program revenues:		
Charges for services and sales	\$ 659,947	\$ 1,781,598
Operating grants and contributions	3,547,070	2,818,145
Capital grants and contributions	121,092	46,959
General revenues:		
Property taxes	9,988,331	8,820,776
Income taxes	1,026,156	907,608
Grants and entitlements	7,632,903	35,752,035
Investment earnings	38,179	34,212
Change in fair value of investments	(541,158)	(34,694)
Other	<u>28,767</u>	<u>203,407</u>
Total revenues	<u>22,501,287</u>	<u>50,330,046</u>

-Continued

**UNITED LOCAL SCHOOL DISTRICT  
COLUMBIANA COUNTY, OHIO**

MANAGEMENT'S DISCUSSION AND ANALYSIS  
FOR THE FISCAL YEAR ENDED JUNE 30, 2022  
(UNAUDITED)

	<b>Change in Net Position (Continued)</b>	
	Governmental	Governmental
	Activities	Activities
	<u>2022</u>	<u>2021</u>
<b><u>Expenses</u></b>		
Program expenses:		
Instruction:		
Regular	\$ 6,401,863	\$ 7,358,987
Special	2,315,663	2,300,981
Vocational	256,954	265,584
Adult/continuing	2,221	6,549
Other	34,479	42,927
Support services:		
Pupil	623,248	707,381
Instructional staff	688,621	807,388
Board of education	158,714	140,469
Administration	859,021	1,132,645
Fiscal	443,552	462,589
Business	429,724	164,623
Operations and maintenance	1,132,694	1,227,577
Pupil transportation	708,988	769,368
Central	55,605	61,807
Operation of non-instructional services:		
Food service operations	640,589	417,203
Other non-instructional services	10,812	202,439
Extracurricular activities	701,591	742,636
Interest and fiscal charges	<u>696,605</u>	<u>519,379</u>
Total expenses	<u>16,160,944</u>	<u>17,330,532</u>
Change in net position	6,340,343	32,999,514
Net position (deficit) at beginning of year	<u>27,190,978</u>	<u>(5,808,536)</u>
Net position at end of year	<u>\$ 33,531,321</u>	<u>\$ 27,190,978</u>

**Governmental Activities**

Net position of the District's governmental activities increased \$6,340,343. Total governmental expenses of \$16,160,944 were offset by program revenues of \$4,328,109 and general revenues of \$18,173,178. Program revenues supported 26.78% of the total governmental expenses.

Overall, expenses of the governmental activities decreased \$1,169,588 or 6.75%. This decrease is primarily the result of a decrease in pension expense. Pension expense decreased approximately \$2,170,176. This decrease was the result of a decrease in expenses incurred at the pension system level for the State Teachers Retirement System (STRS) and the School Employees Retirement System (SERS) due to an increase in net investment income on investments compared to previous years.

In the area of program revenues, operating grants and contributions increased, which is primarily attributable to the District receiving an increase in ESSER funding during fiscal 2022 than in the prior fiscal year. Charges for services and sales decreased primarily as a result of a change in the school foundation funding model. Certain revenues previously reported in tuition are now reported in grants and entitlements not restricted to specific programs general revenue.

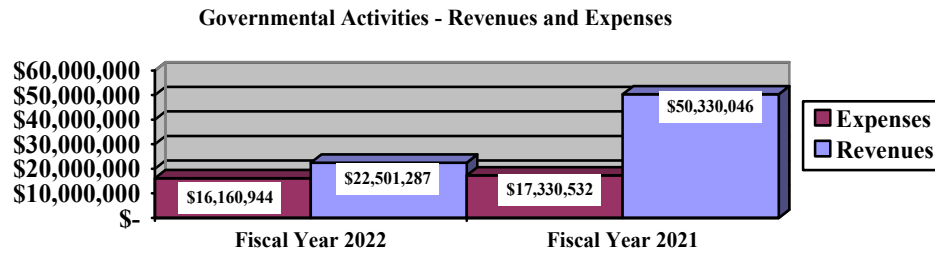
**UNITED LOCAL SCHOOL DISTRICT  
COLUMBIANA COUNTY, OHIO**

MANAGEMENT'S DISCUSSION AND ANALYSIS  
FOR THE FISCAL YEAR ENDED JUNE 30, 2022  
(UNAUDITED)

The primary sources of revenue for governmental activities are derived from property taxes, income taxes, unrestricted grants and entitlements. These revenue sources represent 82.87% of total governmental revenue. Miscellaneous general revenues decreased during the current fiscal year as a result of refunds and dividends received from the Bureau of Workers' Compensation (BWC) during fiscal year 2021 that were not received in the current fiscal year. The change in FMV of investments experienced a significant decrease during the fiscal year as a result of a downturn in the economy.

The largest expense of the District is for instructional programs. Instruction expenses totaled \$9,011,180 or 55.76% of total governmental expenses for fiscal year 2022.

The graph below presents the District's governmental activities revenue and expenses for fiscal years 2022 and 2021.



The statement of activities shows the cost of program services and the charges for services and grants offsetting those services. The following table shows, for governmental activities, the total cost of services and the net cost of services. That is, it identifies the cost of these services supported by tax revenue and unrestricted State grants and entitlements.

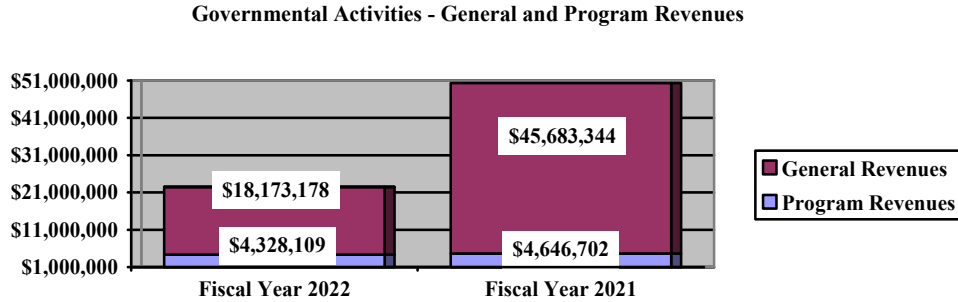
	Total Cost of Services <u>2022</u>	Net Cost of Services <u>2022</u>	Total Cost of Services <u>2021</u>	Net Cost of Services <u>2021</u>
<b>Program expenses</b>				
Instruction:				
Regular	\$ 6,401,863	\$ 5,428,476	\$ 7,358,987	\$ 5,733,651
Special	2,315,663	1,193,205	2,300,981	1,135,983
Vocational	256,954	207,994	265,584	219,439
Adult/continuing	2,221	2,221	6,549	6,549
Other	34,479	34,479	42,927	42,927
Support services:				
Pupil	623,248	295,628	707,381	280,547
Instructional staff	688,621	688,621	807,388	715,962
Board of education	158,714	158,714	140,469	140,469
Administration	859,021	854,272	1,132,645	1,127,659
Fiscal	443,552	443,552	462,589	462,589
Business	429,724	(24,677)	164,623	(77,147)
Operations and maintenance	1,132,694	1,037,998	1,227,577	1,207,428
Pupil transportation	708,988	619,067	769,368	727,770
Central	55,605	52,005	61,807	55,207
Operation of non-instructional services:				
Food service operations	640,589	(235,734)	417,203	(88,092)
Other non-instructional services	10,812	10,812	202,439	(13,317)
Extracurricular activities	701,591	369,597	742,636	486,827
Interest and fiscal charges	696,605	696,605	519,379	519,379
<b>Total expenses</b>	<u>\$ 16,160,944</u>	<u>\$ 11,832,835</u>	<u>\$ 17,330,532</u>	<u>\$ 12,683,830</u>

**UNITED LOCAL SCHOOL DISTRICT  
COLUMBIANA COUNTY, OHIO**

MANAGEMENT'S DISCUSSION AND ANALYSIS  
FOR THE FISCAL YEAR ENDED JUNE 30, 2022  
(UNAUDITED)

The dependence upon tax and other general revenues for governmental activities is apparent, 76.20% of instruction activities are supported through taxes and other general revenues. For all governmental activities, general revenue support is 73.22%. The District's taxpayers and unrestricted grants and entitlements received from the State are by far the primary support for District's students.

The graph below presents the District's governmental activities revenue for fiscal years 2022 and 2021.



**The District's Funds**

The District's governmental funds reported a combined fund balance of \$34,729,954 which is higher than last year's total of \$34,056,636. The schedule below indicates the fund balance and the total change in fund balance as of June 30, 2022 and 2021.

	<u>Fund Balance June 30, 2022</u>	<u>Fund Balance June 30, 2021</u>	<u>Change</u>	<u>Percentage Change</u>
General	\$ 5,401,796	\$ 4,693,686	\$ 708,110	15.09 %
Classroom Facilities	20,030,553	20,122,005	(91,452)	(0.45) %
Other governmental	9,297,605	9,240,945	56,660	0.61 %
Total	<u>\$ 34,729,954</u>	<u>\$ 34,056,636</u>	<u>\$ 673,318</u>	1.98 %

**General Fund**

The District's general fund balance increased \$708,110. The table that follows assists in illustrating the revenues and expenditures of the general fund.

	<u>2022 Amount</u>	<u>2021 Amount</u>	<u>Change</u>	<u>Percentage Change</u>
<b><u>Revenues</u></b>				
Taxes	\$ 6,308,061	\$ 5,584,143	\$ 723,918	12.96 %
Income taxes	1,010,678	907,733	102,945	11.34 %
Tuition and fees	251,811	1,482,378	(1,230,567)	(83.01) %
Investment earnings	37,573	39,167	(1,594)	(4.07) %
Intergovernmental	8,296,826	7,213,806	1,083,020	15.01 %
Change in fair value of investments	(208,209)	(24,764)	(183,445)	740.77 %
Other revenues	96,011	281,204	(185,193)	(65.86) %
Total	<u>\$ 15,792,751</u>	<u>\$ 15,483,667</u>	<u>\$ 309,084</u>	2.00 %



**UNITED LOCAL SCHOOL DISTRICT  
COLUMBIANA COUNTY, OHIO**

MANAGEMENT'S DISCUSSION AND ANALYSIS  
FOR THE FISCAL YEAR ENDED JUNE 30, 2022  
(UNAUDITED)

	<u>2022</u> <u>Amount</u>	<u>2021</u> <u>Amount</u>	<u>Change</u>	<u>Percentage</u> <u>Change</u>
<b><u>Expenditures</u></b>				
Instruction	\$ 8,276,160	\$ 8,456,459	\$ (180,299)	(2.13) %
Support services	4,590,470	4,395,444	195,026	4.44 %
Operation of non-instructional services	10,812	2,439	8,373	343.30 %
Extracurricular activities	436,868	421,971	14,897	3.53 %
Facilities acquisition and construction	2,496	-	2,496	100.00 %
Debt service	749,685	4,596	745,089	16,211.68 %
Total	<u>\$ 14,066,491</u>	<u>\$ 13,280,909</u>	<u>\$ 785,582</u>	5.92 %

The District experienced a \$309,084 or 2.00% increase in general fund revenues and an increase of \$785,582 or 5.92% in general fund expenditures during the current fiscal year. Property taxes increased \$723,918 or 12.96% during the current fiscal year. This increase was primarily due to the county's reappraisal updated in the 2019 tax year that started to be collected in fiscal year 2021. This increase was also attributed to the increase in public utility personal property tax collections from the NEXUS pipeline and pumping station. Tuition and fees decreased and intergovernmental revenue increased during the current fiscal year primarily as a result of a change in the schools foundation funding model. Certain revenues previously reported in tuition are now reported in intergovernmental revenue under the new funding model. Other revenues decreased in the current fiscal year due to large refunds and dividends received from the Bureau of Workers' Compensation (BWC) in the prior fiscal year as a response to the COVID-19 pandemic that were not received in fiscal year 2022. The change in FMV of investments experienced a significant decrease during the current fiscal year as a result of a downturn in the economy. Debt service expenditures increased significantly during the current fiscal year as a result of interest payments being paid for out of the general fund in fiscal year 2022 on the certificates of participation that were issued at the end of fiscal year 2021. All other revenue and expenditures remained comparable to the prior fiscal year.

***Classroom Facilities Fund***

The classroom facilities fund had \$885,373 in revenues and \$976,825 in expenditures. During fiscal year 2022, the classroom facilities fund balance decreased \$91,452 from a fund balance of \$20,122,005 to \$20,030,553. The classroom facilities capital projects fund is used to account for and report financial resources that are restricted to expenditures related to the District's construction project with the Ohio Facilities Construction Commission (OFCC). The remaining state share of the project, \$27,782,055, has been reported as a receivable at June 30, 2022. The District will continue draw down on the state funds over the duration of the project.

***General Fund Budgeting Highlights***

The District's budget is prepared according to Ohio law and is based on accounting for certain transactions on a basis of cash receipts, disbursements and encumbrances. The most significant budgeted fund is the general fund.

During the course of fiscal year 2022, the District amended its general fund budget several times. For the general fund, original budgeted revenues and other financing sources were \$14,890,064 and final budgeted revenues and other financing sources were \$17,322,210. The large variances between the original and final budgeted revenues were primarily due to the change in the schools foundation funding model that occurred during the current fiscal year. Tuition and fees decreased, and intergovernmental revenue increased as a result of this change. Certain revenues previously reported in tuition are now reported in intergovernmental revenue under the new funding model. Actual revenues and other financing sources for fiscal year 2022 were \$17,328,984. This represents a \$6,774 increase from final budgeted revenues and other financing sources.

General fund original appropriations and other financing uses totaled \$15,447,667 and final appropriations and other financing uses totaled \$16,540,954. The actual budget basis expenditures and other financing uses for fiscal year 2022 totaled \$16,541,414, which was \$460 more than the final budget appropriations and other financing uses.

**UNITED LOCAL SCHOOL DISTRICT  
COLUMBIANA COUNTY, OHIO**

MANAGEMENT'S DISCUSSION AND ANALYSIS  
FOR THE FISCAL YEAR ENDED JUNE 30, 2022  
(UNAUDITED)

**Capital Assets and Debt Administration**

***Capital Assets***

At the end of fiscal year 2022, the District had \$5,386,466 invested in land, construction in progress, land improvements, buildings and improvements, furniture and equipment and vehicles. This entire amount is reported in governmental activities. The following table shows June 30, 2022 balances compared to June 30, 2021:

**Capital Assets at June 30  
(Net of Depreciation)**

	Governmental Activities	
	2022	2021
Land	\$ 57,872	\$ 57,872
Construction in progress	1,072,887	-
Land improvements	321,693	347,896
Building and improvements	2,871,611	3,092,409
Furniture and equipment	374,262	361,538
Vehicles	688,141	586,652
Total	<u>\$ 5,386,466</u>	<u>\$ 4,446,367</u>

See Note 9 to the basic financial statements for additional information on the District's capital assets.

***Debt Administration***

Due to the implementation of GASB Statement No. 87 (see Note 3.A for detail), the District has reported a lease obligation at July 1, 2021, which was reported in the prior year as a capital lease obligation. At June 30, 2022, the District had \$22,880,000 in certificates of participation and \$4,474 in lease obligations. Of this total, \$1,574,474 is due within one year and \$21,310,000 is due in greater than one year.

At June 30, 2022, the District's overall legal debt margin was \$32,773,499, and an unvoted debt margin of \$364,150. See Note 10 to the basic financial statements for additional information on the District's debt administration.

**Current Financial Related Activities**

The District has carefully managed its general fund budgets in order to optimize the dollars available for educating the students it serves, and to minimize the need to go to the community's citizens for additional levy millage. Sound fiscal management by the Board of Education and Administration has enabled the District to maintain a positive cash balance without going to the voters for operating levies since 1984, while continuing a quality, comprehensive educational program.

Declining enrollment over the past ten years is a trend that has received, and will continue to receive, the attention of the Board and Administration. However, in 2013 the District did experience a slight increase in students and other community members. The Board of Education approved accepting open enrollment students in 2004. Currently the District is receiving more students coming to the District as open enrollment students than it is losing students open enrolling to other schools. Unfortunately continued reduced student counts could lead to staffing cuts in the future.

The District has committed itself to educational and financial excellence for many years. The budgeting and internal controls utilized by the District are well regarded by the Auditor of State, as exemplified by the unmodified audit opinions that have been received. The District is committed to living within its financial means and working with the community it serves in order to garner adequate resources to support the educational program.

**Contacting the District's Financial Management**

This financial report is designed to provide our citizens, taxpayers, investors and creditors with a general overview of the District's finances and to show the District's accountability for the money it receives. If you have questions about this report or need additional financial information contact Ms. Melissa Baker, Treasurer, United Local School District, 8143 State Route 9, Hanoverton, Ohio 44423.

**UNITED LOCAL SCHOOL DISTRICT  
COLUMBIANA COUNTY, OHIO**

STATEMENT OF NET POSITION  
JUNE 30, 2022

	<b>Governmental Activities</b>
<b>Assets:</b>	
Equity in pooled cash and investments	\$ 34,493,831
Cash and investments with trustee	1,103,747
Receivables:	
Property taxes	11,815,556
Income taxes	491,291
Accounts	13,925
Accrued interest	13,530
Intergovernmental	28,493,262
Prepayments	14,400
Materials and supplies inventory	1,334
Inventory held for resale	7,146
Net OPEB asset	1,145,750
Capital assets:	
Nondepreciable capital assets	1,130,759
Depreciable capital assets, net	4,255,707
Capital assets, net	5,386,466
Total assets	82,980,238
<b>Deferred outflows of resources:</b>	
Pension	3,474,637
OPEB	348,703
Total deferred outflows of resources	3,823,340
<b>Liabilities:</b>	
Accounts payable	52,449
Contracts payable	273,520
Accrued wages and benefits payable	1,641,397
Intergovernmental payable	244,926
Accrued interest payable	59,947
Long-term liabilities:	
Due within one year	1,721,019
Due in more than one year:	
Net pension liability	8,415,826
Net OPEB liability	776,577
Other amounts due in more than one year	25,282,107
Total liabilities	38,467,768
<b>Deferred inflows of resources:</b>	
Property taxes levied for the next fiscal year	6,024,722
Pension	7,001,540
OPEB	1,778,227
Total deferred inflows of resources	14,804,489
<b>Net position:</b>	
Investment in capital assets	5,112,946
Restricted for:	
Capital projects	31,099,074
Classroom facilities maintenance	84,041
Debt service	1,103,747
State funded programs	5,973
Federally funded programs	34
Food service operations	275,419
Student activities	147,901
Unrestricted (deficit)	(4,297,814)
Total net position	\$ 33,531,321

SEE ACCOMPANYING NOTES TO THE BASIC FINANCIAL STATEMENTS

**UNITED LOCAL SCHOOL DISTRICT  
COLUMBIANA COUNTY, OHIO**

STATEMENT OF ACTIVITIES  
FOR THE FISCAL YEAR ENDED JUNE 30, 2022

	<u>Expenses</u>	<u>Program Revenues</u>			<u>Net (Expense) Revenue and Changes in Net Position Governmental Activities</u>
		<u>Charges for Services and Sales</u>	<u>Operating Grants and Contributions</u>	<u>Capital Grants and Contributions</u>	
<b>Governmental activities:</b>					
Instruction:					
Regular	\$ 6,401,863	\$ 76,950	\$ 896,437	\$ -	\$ (5,428,476)
Special	2,315,663	181,338	941,120	-	(1,193,205)
Vocational	256,954	-	48,960	-	(207,994)
Adult/continuing	2,221	-	-	-	(2,221)
Other	34,479	-	-	-	(34,479)
Support services:					
Pupil	623,248	-	327,620	-	(295,628)
Instructional staff	688,621	-	-	-	(688,621)
Board of education	158,714	-	-	-	(158,714)
Administration	859,021	-	4,749	-	(854,272)
Fiscal	443,552	-	-	-	(443,552)
Business	429,724	-	454,401	-	24,677
Operations and maintenance	1,132,694	10,138	53,387	31,171	(1,037,998)
Pupil transportation	708,988	-	-	89,921	(619,067)
Central	55,605	-	3,600	-	(52,005)
Operation of non-instructional services:					
Food service operations	640,589	59,527	816,796	-	235,734
Other non-instructional services	10,812	-	-	-	(10,812)
Extracurricular activities	701,591	331,994	-	-	(369,597)
Interest and fiscal charges	696,605	-	-	-	(696,605)
<b>Totals</b>	<b>\$ 16,160,944</b>	<b>\$ 659,947</b>	<b>\$ 3,547,070</b>	<b>\$ 121,092</b>	<b>(11,832,835)</b>
<b>General revenues:</b>					
Property taxes levied for:					
					8,798,549
					1,105,741
					84,041
Income taxes levied for:					
					1,026,156
Grants and entitlements not restricted to specific programs					
					7,632,903
					38,179
					(541,158)
					28,767
					<u>18,173,178</u>
					6,340,343
					<u>27,190,978</u>
					<u>\$ 33,531,321</u>

SEE ACCOMPANYING NOTES TO THE BASIC FINANCIAL STATEMENTS

**UNITED LOCAL SCHOOL DISTRICT  
COLUMBIANA COUNTY, OHIO**

BALANCE SHEET  
GOVERNMENTAL FUNDS  
JUNE 30, 2022

	<u>General</u>	<u>Classroom Facilities</u>	<u>Nonmajor Governmental Funds</u>	<u>Total Governmental Funds</u>
<b>Assets:</b>				
Equity in pooled cash and investments	\$ 4,978,325	\$ 20,150,882	\$ 9,364,624	\$ 34,493,831
Cash and investments with trustee	1,103,747	-	-	1,103,747
Receivables:				
Property taxes	10,294,880	-	1,520,676	11,815,556
Income taxes	491,291	-	-	491,291
Accounts	10,233	-	3,692	13,925
Accrued interest	5,045	8,485	-	13,530
Intergovernmental	5,946	27,909,326	577,990	28,493,262
Prepayments	14,139	-	261	14,400
Materials and supplies inventory	-	-	1,334	1,334
Inventory held for resale	-	-	7,146	7,146
Due from other funds	508,272	-	-	508,272
Total assets	<u>\$ 17,411,878</u>	<u>\$ 48,068,693</u>	<u>\$ 11,475,723</u>	<u>\$ 76,956,294</u>
<b>Liabilities:</b>				
Accounts payable	\$ 35,986	\$ -	\$ 16,463	\$ 52,449
Contracts payable	-	254,295	19,225	273,520
Accrued wages and benefits payable	1,530,702	-	110,695	1,641,397
Compensated absences payable	78,759	-	-	78,759
Intergovernmental payable	227,084	-	17,842	244,926
Due to other funds	-	-	508,272	508,272
Total liabilities	<u>1,872,531</u>	<u>254,295</u>	<u>672,497</u>	<u>2,799,323</u>
<b>Deferred inflows of resources:</b>				
Property taxes levied for the next fiscal year	5,248,592	-	776,130	6,024,722
Delinquent property tax revenue not available	4,816,249	-	720,124	5,536,373
Income tax revenue not available	66,383	-	-	66,383
Intergovernmental revenue not available	3,834	27,782,055	9,367	27,795,256
Accrued interest not available	2,493	1,790	-	4,283
Total deferred inflows of resources	<u>10,137,551</u>	<u>27,783,845</u>	<u>1,505,621</u>	<u>39,427,017</u>
<b>Fund balances:</b>				
Nonspendable:				
Materials and supplies inventory	-	-	1,334	1,334
Prepays	14,139	-	261	14,400
Restricted:				
Debt service	1,103,747	-	-	1,103,747
Capital improvements	-	20,030,553	5,171,032	25,201,585
Classroom facilities maintenance	-	-	84,041	84,041
Food service operations	-	-	295,860	295,860
State funded programs	-	-	5,973	5,973
Federally funded programs	-	-	34	34
Student activities	-	-	147,900	147,900
Committed:				
Capital improvements	-	-	3,613,571	3,613,571
Underground storage tank	11,000	-	-	11,000
Assigned:				
Student instruction	6	-	-	6
Student and staff support	5,338	-	-	5,338
School supplies	320	-	-	320
Adult education	3,100	-	-	3,100
Public school support	53,046	-	-	53,046
Other purposes	23,879	-	-	23,879
Subsequent year's appropriations	1,030,587	-	-	1,030,587
Unassigned (deficit)	<u>3,156,634</u>	<u>-</u>	<u>(22,401)</u>	<u>3,134,233</u>
Total fund balances	<u>5,401,796</u>	<u>20,030,553</u>	<u>9,297,605</u>	<u>34,729,954</u>
Total liabilities, deferred inflows and fund balances	<u>\$ 17,411,878</u>	<u>\$ 48,068,693</u>	<u>\$ 11,475,723</u>	<u>\$ 76,956,294</u>

SEE ACCOMPANYING NOTES TO THE BASIC FINANCIAL STATEMENTS

**UNITED LOCAL SCHOOL DISTRICT  
COLUMBIANA COUNTY, OHIO**

RECONCILIATION OF TOTAL GOVERNMENTAL FUND BALANCES TO  
NET POSITION OF GOVERNMENTAL ACTIVITIES  
JUNE 30, 2022

<b>Total governmental fund balances</b>		\$	34,729,954
<i>Amounts reported for governmental activities on the statement of net position are different because:</i>			
Capital assets used in governmental activities are not financial resources and therefore are not reported in the funds.			5,386,466
Other long-term assets are not available to pay for current-period expenditures and therefore are deferred inflows in the funds.			
Property taxes receivable	\$	5,536,373	
Income taxes receivable		66,383	
Accrued interest receivable		4,283	
Intergovernmental receivable		27,795,256	
Total		27,795,256	33,402,295
Unamortized premiums on debt issued are not recognized in the funds.			(2,279,534)
Accrued interest payable is not due and payable in the current period and therefore is not reported in the funds.			(59,947)
The net pension/OPEB assets & liabilities are not due and payable in the current period; therefore, the assets, liabilities and related deferred inflows/outflows are not reported in governmental funds.			
Deferred outflows - pension		3,474,637	
Deferred inflows - pension		(7,001,540)	
Net pension liability		(8,415,826)	
Deferred outflows - OPEB		348,703	
Deferred inflows - OPEB		(1,778,227)	
Net OPEB asset		1,145,750	
Net OPEB liability		(776,577)	
Total		(776,577)	(13,003,080)
Long-term liabilities are not due and payable in the current period and therefore are not reported in the funds.			
Certificates of participation		(22,880,000)	
Lease obligations		(4,474)	
Compensated absences		(1,760,359)	
Total		(24,644,833)	(24,644,833)
<b>Net position of governmental activities</b>		\$	33,531,321

SEE ACCOMPANYING NOTES TO THE BASIC FINANCIAL STATEMENTS

**UNITED LOCAL SCHOOL DISTRICT  
COLUMBIANA COUNTY, OHIO**

STATEMENT OF REVENUES, EXPENDITURES AND CHANGES IN FUND BALANCES  
GOVERNMENTAL FUNDS  
FOR THE FISCAL YEAR ENDED JUNE 30, 2022

	<u>General</u>	<u>Classroom Facilities</u>	<u>Nonmajor Governmental Funds</u>	<u>Total Governmental Funds</u>
<b>Revenues:</b>				
Property taxes	\$ 6,308,061	\$ -	\$ 815,308	\$ 7,123,369
Income taxes	1,010,678	-	-	1,010,678
Intergovernmental	8,296,826	1,188,291	2,978,614	12,463,731
Investment earnings	37,573	30,031	5,182	72,786
Tuition and fees	251,811	-	-	251,811
Extracurricular	50,629	-	281,955	332,584
Rental income	10,138	-	-	10,138
Charges for services	6,477	-	59,527	66,004
Contributions and donations	25,000	-	-	25,000
Miscellaneous	3,767	-	-	3,767
Change in fair value of investments	(208,209)	(332,949)	-	(541,158)
Total revenues	<u>15,792,751</u>	<u>885,373</u>	<u>4,140,586</u>	<u>20,818,710</u>
<b>Expenditures:</b>				
Current:				
Instruction:				
Regular	6,092,914	-	896,548	6,989,462
Special	1,876,299	-	544,348	2,420,647
Vocational	269,634	-	-	269,634
Adult/continuing	2,834	-	-	2,834
Other	34,479	-	-	34,479
Support services:				
Pupil	398,833	-	268,962	667,795
Instructional staff	726,335	-	9,283	735,618
Board of education	160,371	-	-	160,371
Administration	952,616	-	5,000	957,616
Fiscal	454,679	-	15,170	469,849
Business	-	-	591,807	591,807
Operations and maintenance	1,184,345	-	47,415	1,231,760
Pupil transportation	652,682	-	89,920	742,602
Central	60,609	-	3,600	64,209
Operation of non-instructional services:				
Food service operations	-	-	650,967	650,967
Other non-instructional services	10,812	-	-	10,812
Extracurricular activities	436,868	-	266,997	703,865
Facilities acquisition and construction	2,496	976,825	92,059	1,071,380
Debt service:				
Principal retirement	4,256	-	1,620,000	1,624,256
Interest and fiscal charges	745,429	-	-	745,429
Total expenditures	<u>14,066,491</u>	<u>976,825</u>	<u>5,102,076</u>	<u>20,145,392</u>
Excess of revenues over (under) expenditures	<u>1,726,260</u>	<u>(91,452)</u>	<u>(961,490)</u>	<u>673,318</u>
<b>Other financing sources (uses):</b>				
Transfers in	-	-	1,018,150	1,018,150
Transfers (out)	(1,018,150)	-	-	(1,018,150)
Total other financing sources (uses)	<u>(1,018,150)</u>	<u>-</u>	<u>1,018,150</u>	<u>-</u>
Net change in fund balances	708,110	(91,452)	56,660	673,318
<b>Fund balances at beginning of year</b>	<u>4,693,686</u>	<u>20,122,005</u>	<u>9,240,945</u>	<u>34,056,636</u>
<b>Fund balances at end of year</b>	<u>\$ 5,401,796</u>	<u>\$ 20,030,553</u>	<u>\$ 9,297,605</u>	<u>\$ 34,729,954</u>

SEE ACCOMPANYING NOTES TO THE BASIC FINANCIAL STATEMENTS

**UNITED LOCAL SCHOOL DISTRICT  
COLUMBIANA COUNTY, OHIO**

RECONCILIATION OF THE STATEMENT OF REVENUES, EXPENDITURES  
AND CHANGES IN FUND BALANCES OF GOVERNMENTAL FUNDS  
TO THE STATEMENT OF ACTIVITIES  
FOR THE FISCAL YEAR ENDED JUNE 30, 2022

<b>Net change in fund balances - total governmental funds</b>	\$	673,318
<i>Amounts reported for governmental activities in the statement of activities are different because:</i>		
Governmental funds report capital outlays as expenditures. However, in the statement of activities, the cost of those assets is allocated over their estimated useful lives as depreciation expense.		
Capital asset additions	\$ 1,352,108	
Current year depreciation	<u>(410,329)</u>	
Total		941,779
The net effect of various miscellaneous transactions involving capital assets (i.e., sales, disposals, trade-ins, and donations) is to decrease net position.		
		(1,680)
Revenues in the statement of activities that do not provide current financial resources are not reported as revenues in the funds.		
Property taxes	2,864,962	
Income taxes	15,478	
Earnings on investments	(2,965)	
Extracurricular	(590)	
Intergovernmental	<u>(1,192,882)</u>	
Total		1,684,003
Repayment of debt obligation principal is an expenditure in the governmental funds, but the repayment reduces long-term liabilities on the statement of net position.		
		1,624,256
In the statement of activities, interest is accrued on outstanding debt, whereas in governmental funds, an interest expenditure is reported when due. The following items resulted in additional interest being reported in the statement of activities:		
(Increase) decrease in accrued interest payable	(31,394)	
Amortization of debt premiums	<u>80,218</u>	
Total		48,824
Contractually required contributions are reported as expenditures in governmental funds; however, the statement of net position reports these amounts as deferred outflows.		
Pension	1,163,371	
OPEB	<u>24,847</u>	
Total		1,188,218
Except for amounts reported as deferred inflows/outflows, changes in the net pension/OPEB liability/asset are reported as pension/OPEB expense in the statement of activities.		
Pension	119,053	
OPEB	<u>85,788</u>	
Total		204,841
Some expenses reported in the statement of activities, such as compensated absences, do not require the use of current financial resources and therefore are not reported as expenditures in governmental funds.		
		<u>(23,216)</u>
<b>Change in net position of governmental activities</b>	<b>\$</b>	<b><u>6,340,343</u></b>

SEE ACCOMPANYING NOTES TO THE BASIC FINANCIAL STATEMENTS



**UNITED LOCAL SCHOOL DISTRICT  
COLUMBIANA COUNTY, OHIO**

STATEMENT OF REVENUES, EXPENDITURES AND CHANGES IN  
FUND BALANCE - BUDGET AND ACTUAL (NON-GAAP BUDGETARY BASIS)  
GENERAL FUND  
FOR THE FISCAL YEAR ENDED JUNE 30, 2022

	<u>Budgeted Amounts</u>			<b>Variance with Final Budget Positive (Negative)</b>
	<u>Original</u>	<u>Final</u>	<u>Actual</u>	
<b>Revenues:</b>				
Property taxes	\$ 7,146,448	\$ 6,169,321	\$ 6,169,321	\$ -
Income taxes	1,039,963	917,675	917,675	-
Intergovernmental	3,325,744	8,295,672	8,295,672	-
Investment earnings	51,285	28,630	36,483	7,853
Tuition and fees	1,444,021	247,052	245,973	(1,079)
Rental income	10,858	10,138	10,138	-
Charges for services	8,408	4,849	4,849	-
Contributions and donations	6,423	25,000	25,000	-
Miscellaneous	1,422	2,419	2,419	-
<b>Total revenues</b>	<u>13,034,572</u>	<u>15,700,756</u>	<u>15,707,530</u>	<u>6,774</u>
<b>Expenditures:</b>				
Current:				
Instruction:				
Regular	5,681,153	6,018,387	6,018,405	(18)
Special	1,342,898	1,874,025	1,874,025	-
Vocational	203,576	269,466	269,466	-
Adult/continuing	3,151	4,478	4,478	-
Other	24,234	36,346	36,346	-
Support services:				
Pupil	398,722	347,784	347,784	-
Instructional staff	677,746	725,359	727,984	(2,625)
Board of education	98,637	170,673	163,897	6,776
Administration	927,582	960,769	960,769	-
Fiscal	348,741	451,555	451,335	220
Operations and maintenance	902,684	1,182,354	1,187,167	(4,813)
Pupil transportation	586,864	659,172	659,172	-
Central	50,562	60,418	60,418	-
Extracurricular activities	350,222	394,433	394,433	-
Facilities acquisition and construction	-	2,496	2,496	-
Debt service:				
Principal	1,363,923	1,620,000	1,620,000	-
Interest and fiscal charges	626,851	745,089	745,089	-
<b>Total expenditures</b>	<u>13,587,546</u>	<u>15,522,804</u>	<u>15,523,264</u>	<u>(460)</u>
Excess of revenues over (under) expenditures	<u>(552,974)</u>	<u>177,952</u>	<u>184,266</u>	<u>6,314</u>
<b>Other financing sources (uses):</b>				
Refund of prior year's expenditures	202,534	1,454	1,454	-
Transfers in	1,620,000	1,620,000	1,620,000	-
Transfers (out)	(1,860,121)	(1,018,150)	(1,018,150)	-
Advances in	32,958	-	-	-
<b>Total other financing sources (uses)</b>	<u>(4,629)</u>	<u>603,304</u>	<u>603,304</u>	<u>-</u>
Net change in fund balance	(557,603)	781,256	787,570	6,314
<b>Fund balance at beginning of year</b>	5,896,556	5,896,556	5,896,556	-
<b>Prior year encumbrances appropriated</b>	15,560	15,560	15,560	-
<b>Fund balance at end of year</b>	<u>\$ 5,354,513</u>	<u>\$ 6,693,372</u>	<u>\$ 6,699,686</u>	<u>\$ 6,314</u>

SEE ACCOMPANYING NOTES TO THE BASIC FINANCIAL STATEMENTS

**UNITED LOCAL SCHOOL DISTRICT  
COLUMBIANA COUNTY, OHIO**

STATEMENT OF FIDUCIARY NET POSITION  
CUSTODIAL FUND  
JUNE 30, 2022

	<b>Custodial</b>
<b>Assets:</b>	
Equity in pooled cash and cash equivalents	\$ 97,524
Receivables:	
Intergovernmental	50,731
Prepayments	293
Total assets	148,548
<b>Liabilities:</b>	
Accounts payable	91
Accrued wages and benefits	33,845
Compensated absences payable	38,921
Intergovernmental payable	4,102
Total liabilities	76,959
<b>Net position:</b>	
Restricted for organizations	71,589
Total net position	\$ 71,589

SEE ACCOMPANYING NOTES TO THE BASIC FINANCIAL STATEMENTS

**UNITED LOCAL SCHOOL DISTRICT  
COLUMBIANA COUNTY, OHIO**

STATEMENT OF CHANGES IN FIDUCIARY NET POSITION  
CUSTODIAL FUND  
FOR THE FISCAL YEAR ENDED JUNE 30, 2022

	<u>Custodial</u>
<b>Additions:</b>	
Amounts received as fiscal agent	\$ 155,457
<b>Deductions:</b>	
Distributions as fiscal agent	<u>239,358</u>
Change in net position	(83,901)
<b>Net position at beginning of year</b>	<u>155,490</u>
<b>Net position at end of year</b>	<u>\$ 71,589</u>

SEE ACCOMPANYING NOTES TO THE BASIC FINANCIAL STATEMENTS

**UNITED LOCAL SCHOOL DISTRICT  
COLUMBIANA COUNTY, OHIO**

NOTES TO THE BASIC FINANCIAL STATEMENTS  
FOR THE FISCAL YEAR ENDED JUNE 30, 2022

**NOTE 1 - DESCRIPTION OF THE SCHOOL DISTRICT**

United Local School District (the “District”) is a body politic and corporate established for the purpose of exercising the rights and privileges conveyed to it by the constitution and laws of the State of Ohio. The District is a local district as defined by Section 3311.01 of the Ohio Revised Code.

The District is located in Columbiana County and encompasses the Village of Hanoverton, Butler Township, West Township, Franklin Township and Salem Township.

The District operates under a locally-elected five-member Board form of government. Each member is elected to a four year term. The District provides educational services as authorized and mandated by State and federal agencies. The Board of Education controls the District's one instructional/support facility staffed by 40 non-certified employees and 104 certified employees who provide services to 1,092 students and other community members.

**NOTE 2 - SUMMARY OF SIGNIFICANT ACCOUNTING POLICIES**

The basic financial statements of the District have been prepared in conformity with accounting principles generally accepted in the United States of America (GAAP) as applied to governmental units. The Governmental Accounting Standards Board (GASB) is the accepted standard-setting body for establishing governmental accounting and financial reporting principles. The District’s significant accounting policies are described below.

**A. Reporting Entity**

The reporting entity has been defined in accordance with GASB Statement No. 14, “The Financial Reporting Entity” as amended by GASB Statement No. 39, “Determining Whether Certain Organizations Are Component Units” and GASB Statement No. 61, “The Financial Reporting Entity: Omnibus an Amendment of GASB Statements No. 14 and No. 34”. The reporting entity is composed of the primary government and component units. The primary government consists of all funds, departments, boards and agencies that are not legally separate from the District. For the District, this includes general operations, food service, and student related activities of the District.

Component units are legally separate organizations for which the District is financially accountable. The District is financially accountable for an organization if the District appoints a voting majority of the organization’s Governing Board and (1) the District is able to significantly influence the programs or services performed or provided by the organization; or (2) the District is legally entitled to or can otherwise access the organization’s resources; or (3) the District is legally obligated or has otherwise assumed the responsibility to finance the deficits of, or provide financial support to, the organization; or (4) the District is obligated for the debt of the organization. Component units may also include organizations that are fiscally dependent on the District in that the District approves the budget, the issuance of debt or the levying of taxes. Certain organizations are also included as component units if the nature and significance of the relationship between the primary government and the organization is such that exclusion by the primary government would render the primary government’s financial statements incomplete or misleading. Based upon the application of these criteria, the District has no component units. The basic financial statements of the reporting entity include only those of the District (the primary government).

**UNITED LOCAL SCHOOL DISTRICT  
COLUMBIANA COUNTY, OHIO**

NOTES TO THE BASIC FINANCIAL STATEMENTS  
FOR THE FISCAL YEAR ENDED JUNE 30, 2022

**NOTE 2 - SUMMARY OF SIGNIFICANT ACCOUNTING POLICIES - (Continued)**

The following organizations are described due to their relationship to the District:

*JOINTLY GOVERNED ORGANIZATIONS*

Area Cooperative Computerized Educational Service System (ACCESS)

The Area Cooperative Educational Service System (ACCESS) is a computer network which provides data services to twenty-six school districts and two educational service centers. The jointly governed organization was formed for the purpose of applying modern technology with the aid of computers and other electronic equipment to administrative and instructional functions among member districts. Each of the governments of these schools supports ACCESS based upon a per pupil charge. ACCESS is governed by an assembly consisting of the superintendents or other designees of the member school districts. The assembly exercises total control over the operation of ACCESS including budgeting, appropriating, contracting and designating management. All of ACCESS revenues are generated from charges for services and State funding. Financial information can be obtained by contacting the Treasurer, at 493 Bev Road, Unit 1, Boardman, Ohio 44512.

Columbiana County Career and Technical Center

The Columbiana County Career and Technical Center is a jointly governed organization to provide for the vocational and special education needs of the students of nine participating school districts. The Career Center's Board of Education members are appointed by the local Boards of Education from one of its elected members. The Career Center Board of Education exercises total control over its operations, including budgeting, appropriating, contracting, and designating management. All revenues are generated from tax levies, State funding and fees. Financial information can be obtained by writing to the Columbiana County Career and Technical Center, 9364 State Route 45, Lisbon, Ohio 44432.

*PUBLIC ENTITY RISK POOLS*

Ohio Association School Business Officials Workers' Compensation Group Rating Program

The District participates in a group rating program for worker's compensation as established under Section 4123.29 of the Ohio Revised Code. The Ohio Association of School Business Officials Workers' Compensation Group Rating Program (the "Program") was established through the Ohio Association of School Business Officials (OASBO) as a group purchasing pool.

The Executive Director of the OASBO, or his designee, serves as coordinator of the Program. Each year, the participating school districts pay an enrollment fee to the Program to cover the costs of administering the Program. Refer to Note 12 for further information on this group rating plan.

Portage Area School Consortium

The Portage Area School Consortium (the "Consortium") was established in 1981 so that 12 educational service providers in Portage County could manage risk exposures and purchase necessary insurance coverage as a group. The Health and Welfare Trust is organized under the provisions of Section 501(c)(9) of the Internal Revenue Code. Its purpose is to facilitate the management of risks associated with providing employee benefits coverage such as health insurance, disability insurance and life insurance. A third party administrator is retained by the Consortium to facilitate the operation of the Health and Welfare Trust. The District pays all insurance premiums directly to the consortium. Also, the insurance agreement with Portage County School Consortium provides that the Consortium will reinsure through commercial companies for claims over \$150,000 per employee. Although the District does not participate in the day-to-day management of the Consortium, one of its administrators serves as a trustee of the Consortium's governing Board as provided in the Consortium's enabling authority. Field Local School District acts as fiscal agent for the Consortium. To obtain financial information, write to the Field Local School District, Todd Carpenter, who serves as Treasurer, at 2900 State Route 43, Mogadore, Ohio 44260.

**UNITED LOCAL SCHOOL DISTRICT  
COLUMBIANA COUNTY, OHIO**

NOTES TO THE BASIC FINANCIAL STATEMENTS  
FOR THE FISCAL YEAR ENDED JUNE 30, 2022

**NOTE 2 - SUMMARY OF SIGNIFICANT ACCOUNTING POLICIES - (Continued)**

**B. Fund Accounting**

The District uses funds to maintain its financial records during the year. A fund is defined as a fiscal and accounting entity with a self balancing set of accounts. There are three categories of funds: governmental, proprietary and fiduciary.

*GOVERNMENTAL FUNDS*

Governmental funds are those through which most governmental functions typically are financed. Governmental fund reporting focuses on the sources, uses and balances of current financial resources. Expendable assets are assigned to the various governmental funds according to the purposes for which they may or must be used. Current liabilities are assigned to the fund from which they will be paid. The difference between governmental fund assets and deferred outflows of resources, liabilities and deferred inflows of resources are reported as fund balance. The following are the District's major governmental funds:

General fund - The general fund is used to account for and report all financial resources not accounted for and reported in another fund. The general fund balance is available for any purpose provided it is expended or transferred according to the general laws of Ohio.

Classroom facilities fund - The classroom facilities capital projects fund is used to account for and report financial resources that are restricted to expenditures related to the District's construction project with the Ohio Facilities Construction Commission (OFCC).

Other governmental funds of the District are used to account for (a) specific revenue sources that are restricted or committed to an expenditure for specified purposes other than debt service or capital projects, and (b) financial resources that are restricted, committed, or assigned to expenditure for principal and interest.

*PROPRIETARY FUNDS*

Proprietary funds are used to account for the District's ongoing activities which are similar to those often found in the private sector. The District has no proprietary funds.

*FIDUCIARY FUNDS*

Fiduciary fund reporting focuses on net position and changes in net position. The fiduciary fund category is split into four classifications: pension trust funds, investment trust funds, private-purpose trust funds and custodial funds. Trust funds are used to account for assets held by the District under a trust agreement for individuals, private organizations, or other governments and are therefore not available to support the District's own programs. The District does not have any trust funds. The District's custodial fund account for funds received and distributed on behalf of the Tobin Attention Center. The Tobin Attention Center is a 20 bed facility which provides a safe, secure and humane temporary custody facility for youths held by the County Juvenile Court.

**C. Basis of Presentation and Measurement Focus**

Government-Wide Financial Statements - The statement of net position and the statement of activities display information about the District as a whole. These statements include the financial activities of the primary government, except for fiduciary funds.

**UNITED LOCAL SCHOOL DISTRICT  
COLUMBIANA COUNTY, OHIO**

NOTES TO THE BASIC FINANCIAL STATEMENTS  
FOR THE FISCAL YEAR ENDED JUNE 30, 2022

**NOTE 2 - SUMMARY OF SIGNIFICANT ACCOUNTING POLICIES - (Continued)**

The government-wide statement of activities presents a comparison between direct expenses and program revenues for each function or program of the governmental activities of the District. Direct expenses are those that are specifically associated with a service, program or department and therefore clearly identifiable to a particular function. Program revenues include amounts paid by the recipient of goods or services offered by the program and grants and contributions that are restricted to meeting the operational or capital requirements of a particular program. Revenues not classified as program revenues are presented as general revenues of the District.

The government-wide financial statements are prepared using the economic resources measurement focus. All assets and deferred outflows of resources and all liabilities and deferred inflows of resources associated with the operation of the District are included on the statement of net position.

Fund Financial Statements - Fund financial statements report detailed information about the District. The focus of governmental fund financial statements is on major funds rather than reporting funds by type. Each major fund is presented in a separate column, and all nonmajor funds are aggregated into one column. Fiduciary funds are reported by fund type.

All governmental funds are accounted for using a flow of current financial resources measurement focus. With this measurement focus, only current assets and deferred outflows of resources and current liabilities and deferred inflows of resources generally are included on the balance sheet. The statement of revenues, expenditures and changes in fund balances reports on the sources (i.e., revenues and other financing sources) and uses (i.e., expenditures and other financing uses) of current financial resources. This approach differs from the manner in which the governmental activities of the government-wide financial statements are prepared. Governmental fund financial statements therefore include a reconciliation with brief explanations to better identify the relationship between the government-wide statements and the statements for governmental funds.

The fiduciary funds are reported using the economic resources measurement focus. All assets and liabilities associated with the operation of fiduciary funds are included on the statement of net fiduciary position. Fiduciary funds present a statement of changes in fiduciary net position which reports additions to and deductions from custodial funds. In fiduciary funds, a liability to the beneficiaries of fiduciary activity is recognized when an event has occurred that compels the government to disburse fiduciary resources. Fiduciary fund liabilities other than those to beneficiaries are recognized using the economic resources measurement focus.

**D. Basis of Accounting**

Basis of accounting determines when transactions are recorded in the financial records and reported on the financial statements. Government-wide financial statements are prepared using the accrual basis of accounting. Governmental funds use the modified accrual basis of accounting. Fiduciary funds also use the accrual basis of accounting.

Revenues - Exchange and Nonexchange Transactions - Revenues resulting from exchange transactions, in which each party gives and receives essentially equal value, are recorded on the accrual basis when the exchange takes place. On a modified accrual basis, revenue is recorded in the fiscal year in which the resources are measurable and become available. Available means that the resources will be collected within the current fiscal year or are expected to be collected soon enough thereafter to be used to pay liabilities of the current fiscal year. For the District, available means expected to be received within sixty days of fiscal year end.

Nonexchange transactions, in which the District receives value without directly giving equal value in return, include property taxes, income taxes, grants, entitlements and donations. On an accrual basis, revenue from property taxes is recognized in the fiscal year for which the taxes are levied (See Note 6).

**UNITED LOCAL SCHOOL DISTRICT  
COLUMBIANA COUNTY, OHIO**

NOTES TO THE BASIC FINANCIAL STATEMENTS  
FOR THE FISCAL YEAR ENDED JUNE 30, 2022

**NOTE 2 - SUMMARY OF SIGNIFICANT ACCOUNTING POLICIES - (Continued)**

Revenue from grants, entitlements and donations is recognized in the fiscal year in which all eligibility requirements have been satisfied. Eligibility requirements include timing requirements, which specify the year when the resources are required to be used or the fiscal year when use is first permitted, matching requirements, in which the District must provide local resources to be used for a specified purpose, and expenditure requirements, in which the resources are provided to the District on a reimbursement basis. On a modified accrual basis, revenue from nonexchange transactions must also be available before it can be recognized.

Under the modified accrual basis, the following revenue sources are considered to be both measurable and available at fiscal year end: property taxes available as an advance, income taxes, interest, tuition, grants, student fees and rentals.

*Deferred Outflows of Resources and Deferred Inflows of Resources* - In addition to assets, the government-wide statement of net position will report a separate section for deferred outflows of resources. Deferred outflows of resources, represents a consumption of net position that applies to a future period and will not be recognized as an outflow of resources (expense/expenditure) until then. For the District, see Notes 13 and 14 for deferred outflows of resources related the District's net pension liability and net OPEB liability/asset, respectively.

In addition to liabilities, both the government-wide statement of net position and the governmental fund financial statements report a separate section for deferred inflows of resources. Deferred inflows of resources represent an acquisition of net position that applies to a future period and will not be recognized as an inflow of resources (revenue) until that time. For the District, deferred inflows of resources include property taxes and unavailable revenue. Property taxes represent amounts for which there is an enforceable legal claim as of June 30, 2022, but which were levied to finance fiscal year 2023 operations. These amounts have been recorded as a deferred inflow of resources on both the government-wide statement of net position and the governmental fund financial statements. Unavailable revenue is reported only on the governmental funds balance sheet, and represents receivables which will not be collected within the available period. For the District unavailable revenue includes, but is not limited to, delinquent property taxes and intergovernmental grants. These amounts are deferred and recognized as an inflow of resources in the period the amounts become available.

For the District, See Notes 13 and 14 for deferred inflows of resources related to the District's net pension liability and net OPEB liability/asset, respectively. This deferred inflow of resources is only reported on the government-wide statement of net position.

*Expenses/Expenditures* - On the accrual basis of accounting, expenses are recognized at the time they are incurred. The entitlement value of donated commodities used during the year is reported in the statement of revenues, expenditures and changes in fund balances as an expenditure with a like amount reported as intergovernmental revenue.

The measurement focus of governmental fund accounting is on decreases in net financial resources (expenditures) rather than expenses. Expenditures are generally recognized in the accounting period in which the related fund liability is incurred, if measurable. Allocations of cost, such as depreciation and amortization, are not recognized in governmental funds.

**E. Budgets**

The budgetary process is prescribed by provisions of the Ohio Revised Code and entails the preparation of budgetary documents within an established timetable. The major documents prepared are the tax budget, the certificate of estimated resources, and the appropriation resolution, all of which are prepared on the budgetary basis of accounting. The certificate of estimated resources and the appropriations resolution are subject to amendment throughout the year with the legal restriction that appropriations cannot exceed estimated resources, as certified. All funds, other than custodial funds, are legally required to be budgeted and appropriated. The primary level of budgetary control is at the fund level for all funds. Any budgetary modifications at this level may only be made by resolution of the Board of Education.



**UNITED LOCAL SCHOOL DISTRICT  
COLUMBIANA COUNTY, OHIO**

NOTES TO THE BASIC FINANCIAL STATEMENTS  
FOR THE FISCAL YEAR ENDED JUNE 30, 2022

**NOTE 2 - SUMMARY OF SIGNIFICANT ACCOUNTING POLICIES - (Continued)**

Tax Budget: Prior to January 15, the Superintendent and the Treasurer submit to the Board of Education a proposed operating budget for the fiscal year commencing the following July 1. The budget includes proposed expenditures and the means of financing for all funds. Public hearings are publicized and conducted to obtain taxpayers' comments. The purpose of this budget document is to reflect the need for existing (or increased) tax rates. By no later than January 20, the Board-adopted budget is filed with the Columbiana County Budget Commission for rate determination.

Estimated Resources: Prior to April 1, the Board of Education accepts, by formal resolution, the tax rates as determined by the Budget Commission and receives the Commission's certificate of estimated resources which states the projected revenue of each fund. Prior to July 1, the District must revise its budget so that total contemplated expenditures from any fund during the ensuing year will not exceed the amount stated in the certificate of estimated resources. The revised budget then serves as the basis for the appropriation measure. On or about July 1, the certificate of estimated resources is amended to include any unencumbered cash balances from the preceding year. The certificate of estimated resources may be further amended during the year if projected increases or decreases in revenue are identified by the District Treasurer. The amounts reported in the budgetary statement reflect the amounts in the original and final amended certificates of estimated resources issued during fiscal year 2022.

Appropriations: Upon receipt from the County Auditor of an amended certificate of estimated resources based on final assessed values and tax rates or a certificate saying no new certificate of estimated resources is necessary, the annual appropriation resolution must be legally enacted by the Board of Education at the fund level of expenditures, which is the legal level of budgetary control. Although the legal level of budgetary control was established at the fund level of expenditures, the District has elected to present budgetary statement comparisons at the fund and function level of expenditures. Prior to the passage of the annual appropriation measure, the Board may pass a temporary appropriation measure to meet the ordinary expenses of the District. The appropriation resolution, by fund, must be within the estimated resources as certified by the County Budget Commission and the total of expenditures and encumbrances may not exceed the appropriation totals at any level of control. Any revisions that alter the total of any fund appropriation must be approved by the Board of Education. The Board may pass supplemental fund appropriations so long as the total appropriations by fund does not exceed the amounts set forth in the most recent certificate of estimated resources. Supplemental appropriations were legally enacted during fiscal year 2022.

The budget figures which appear in the statements of budgetary comparisons represent the original and final appropriation amounts, including all supplemental appropriations. Formal budgetary integration is employed as a management control device during the year for all funds other than custodial funds consistent with statutory provisions.

Encumbrances: As part of formal budgetary control, purchase orders, contracts and other commitments for the expenditure of monies are recorded as the equivalent of expenditures on the non-GAAP budgetary basis in order to reserve that portion of the applicable appropriation and to determine and maintain legal compliance.

Lapsing of Appropriations: At the close of each fiscal year, the unencumbered balance of each appropriation reverts to the respective fund from which it was appropriated and becomes subject to future appropriation. Encumbered appropriations are carried forward to the succeeding fiscal year and are not reappropriated.

**F. Cash and Investments**

To improve cash management, cash received by the District is pooled in a central bank account. Monies for all funds are maintained in this pool. Individual fund integrity is maintained through the District's records. Each fund's interest in the pool is presented as "equity in pooled cash and investments" on the basic financial statements.

**UNITED LOCAL SCHOOL DISTRICT  
COLUMBIANA COUNTY, OHIO**

NOTES TO THE BASIC FINANCIAL STATEMENTS  
FOR THE FISCAL YEAR ENDED JUNE 30, 2022

**NOTE 2 - SUMMARY OF SIGNIFICANT ACCOUNTING POLICIES - (Continued)**

The District is setting aside funds in an investment account with Zions Bank to fund lease payments on the Certificates of Participation. The amount is reported on the basic financial statements as “cash and investments with trustee”.

During fiscal year 2022, investments included the State Treasury Asset Reserve of Ohio (STAR Ohio), negotiable certificates of deposits, federal agency securities (FHLMC, FHLB, FFCB and FNMA), municipal bonds, U.S. Treasury notes, commercial paper and U.S government money market mutual fund. Except for investments in STAR Ohio, investments are reported at fair value, which is based on quoted market prices.

STAR Ohio is an investment pool managed by the State Treasurer’s Office which allows governments within the State to pool their funds for investment purposes. STAR Ohio is not registered with the SEC as an investment company, but has adopted Governmental Accounting Standards Board (GASB), Statement No. 79, “Certain External Investment Pools and Pool Participants.” The District measures its investment in STAR Ohio at the net asset value (NAV) per share provided by STAR Ohio. The NAV per share is calculated on an amortized cost basis that provides an NAV per share that approximates fair value.

For fiscal year 2022, there were no limitations or restrictions on any participant withdrawals due to redemption notice periods, liquidity fees, or redemption gates. However, notice must be given 24 hours in advance of all deposits and withdrawals exceeding \$100 million. STAR Ohio reserves the right to limit the transaction to \$250 million, requiring the excess amount to be transacted the following business day(s), but only to the \$250 million limit. All accounts of the participant will be combined for these purposes.

Under existing Ohio statutes all investment earnings are assigned to the general fund unless statutorily required to be credited to a specific fund. Interest revenue credited to the general fund during fiscal year 2022 amounted to \$37,573, which includes \$15,765 assigned from other funds.

For presentation on the basic financial statements, investments of the cash management pool and investments with original maturities of three months or less at the time they are purchased by the District are considered to be cash equivalents. Investments with an initial maturity of more than three months are reported as investments.

An analysis of the District’s investment account at year end is provided in Note 4.

**G. Inventory**

On government-wide and fund financial statements, purchased inventories are presented at the lower of cost or market and donated commodities are presented at their entitlement value. Inventories are recorded on a first-in, first-out basis and are expensed when used. Inventories are accounted for using the consumption method.

On the fund financial statements, reported material and supplies inventory is equally offset by a nonspendable fund balance in the governmental funds which indicates that it does not constitute available spendable resources even though it is a component of net current assets.

Inventory consists of expendable supplies held for consumption, donated food and purchased food.

**H. Capital Assets**

General capital assets are those related to governmental activities. These assets generally result from expenditures in the governmental funds. These assets are reported in the governmental activities column of the government-wide statement of net position, but are not reported in the fund financial statements.

**UNITED LOCAL SCHOOL DISTRICT  
COLUMBIANA COUNTY, OHIO**

NOTES TO THE BASIC FINANCIAL STATEMENTS  
FOR THE FISCAL YEAR ENDED JUNE 30, 2022

**NOTE 2 - SUMMARY OF SIGNIFICANT ACCOUNTING POLICIES - (Continued)**

All capital assets are capitalized at cost (or estimated historical cost) and updated for additions and deductions during the year. Donated capital assets are recorded at their acquisition values as of the date received. The District maintains a capitalization threshold of \$2,500. Improvements are capitalized; the costs of normal maintenance and repairs that do not add to the value of the asset or materially extend an asset's life are not. The District does not possess infrastructure.

All reported capital assets, except land and construction in progress are depreciated. Improvements are depreciated over the remaining useful lives of the related capital assets.

Depreciation is computed using the straight-line method over the following useful lives:

<u>Description</u>	<u>Governmental Activities Estimated Lives</u>
Land improvements	5 - 20 years
Buildings and improvements	20 - 50 years
Furniture and equipment	5 - 20 years
Vehicles	6 - 10 years

**I. Interfund Balances**

On fund financial statements, receivables and payables resulting from short-term interfund loans are classified as "due to/due from other funds". These amounts are eliminated in the governmental activities column on the statement of net position.

**J. Compensated Absences**

The District reports compensated absences in accordance with the provisions of GASB Statement No. 16, "Accounting for Compensated Absences". Vacation benefits are accrued as a liability as the benefits are earned if the employees' rights to receive compensation are attributable to services already rendered and it is probable that the District will compensate the employees for the benefits through paid time off or some other means. Sick leave benefits are accrued as a liability using the termination method. An accrual for sick leave is made to the extent that it is probable that the benefits will result in termination (severance) payments. The liability is an estimate based on the District's past experience of making termination (severance) payments for sick leave.

The total liability for vacation and sick leave payments has been calculated using pay rates in effect at June 30, 2022 and reduced to the maximum payment allowed by labor contract and/or statute, plus any applicable additional salary related payments.

The entire compensated absences liability is reported on the government-wide financial statements.

For governmental fund financial statements, compensated absences are recognized as liabilities and expenditures as payments come due each period upon the occurrence of employee resignations and retirements.

**K. Accrued Liabilities and Long-Term Obligations**

All payables, accrued liabilities and long-term obligations are reported in the government-wide financial statements.

**UNITED LOCAL SCHOOL DISTRICT  
COLUMBIANA COUNTY, OHIO**

NOTES TO THE BASIC FINANCIAL STATEMENTS  
FOR THE FISCAL YEAR ENDED JUNE 30, 2022

**NOTE 2 - SUMMARY OF SIGNIFICANT ACCOUNTING POLICIES - (Continued)**

In general, governmental fund payables and accrued liabilities that, once incurred, are paid in a timely manner and in full from current financial resources, are reported as obligations of the funds. However, claims and judgments and compensated absences that will be paid from governmental funds are reported as a liability in the fund financial statements only to the extent that they are due for payment during the current year. Certificates of participation and capital leases are recognized as a liability on the fund financial statements when due. Net pension/OPEB liability should be recognized in the governmental funds to the extent that benefit payments are due and payable and the pension/OPEB plan's fiduciary net position is not sufficient for payment of those benefits.

**L. Fund Balance**

Fund balance is divided into five classifications based primarily on the extent to which the District is bound to observe constraints imposed upon the use of the resources in the governmental funds. The classifications are as follows:

*Nonspendable* - The nonspendable fund balance classification includes amounts that cannot be spent because they are not in spendable form or legally required to be maintained intact. The "not in spendable form" criterion includes items that are not expected to be converted to cash.

*Restricted* - Fund balance is reported as restricted when constraints are placed on the use of resources that are either externally imposed by creditors (such as through debt covenants), grantors, contributors, or laws or regulations of other governments, or imposed by law through constitutional provisions or enabling legislation.

*Committed* - The committed fund balance classification includes amounts that can be used only for the specific purposes imposed by a formal action (resolution) of the District Board of Education (the highest level of decision making authority). Those committed amounts cannot be used for any other purpose unless the District Board of Education removes or changes the specified use by taking the same type of action (resolution) it employed to previously commit those amounts. Committed fund balance also incorporates contractual obligations to the extent that existing resources in the fund have been specifically committed for use in satisfying those contractual requirements.

*Assigned* - Amounts in the assigned fund balance classification are intended to be used by the District for specific purposes but do not meet the criteria to be classified as restricted nor committed. In governmental funds other than the general fund, assigned fund balance represents the remaining amount that is not restricted or committed. In the general fund, assigned amounts represent intended uses established by policies of the District Board of Education, which includes giving the Treasurer the authority to constrain monies for intended purposes.

*Unassigned* - Unassigned fund balance is the residual classification for the general fund and includes all spendable amounts not contained in the other classifications. In other governmental funds, the unassigned classification is only used to report a deficit fund balance resulting from overspending for specific purposes for which amounts had been restricted, committed, or assigned.

The District applies restricted resources first when expenditures are incurred for purposes for which restricted and unrestricted (committed, assigned, and unassigned) fund balance is available. Similarly, within unrestricted fund balance, committed amounts are reduced first followed by assigned, and then unassigned amounts when expenditures are incurred for purposes for which amounts in any of the unrestricted fund balance classifications could be used.

**UNITED LOCAL SCHOOL DISTRICT  
COLUMBIANA COUNTY, OHIO**

NOTES TO THE BASIC FINANCIAL STATEMENTS  
FOR THE FISCAL YEAR ENDED JUNE 30, 2022

**NOTE 2 - SUMMARY OF SIGNIFICANT ACCOUNTING POLICIES - (Continued)**

**M. Net Position**

Net position represents the difference between assets and deferred outflows and liabilities and deferred inflows. The net position component “net investment in capital assets,” consists of capital assets, net of accumulated depreciation, reduced by the outstanding balances of any borrowing used for the acquisition, construction or improvement of those assets. Deferred outflows of resources and deferred inflows of resources that are attributable to the acquisition, construction or improvement of those assets or related debt also should be included in this component of net position. Net position is reported as restricted when there are limitations imposed on its use either through the enabling legislation adopted by the District or through external restrictions imposed by creditors, grantors or laws or regulations of other governments.

The District applies restricted resources first when an expense is incurred for purposes for which both restricted and unrestricted net position is available.

**N. Prepayments**

Certain payments to vendors reflect the costs applicable to future accounting periods and are recorded as prepaid items in both government-wide and fund financial statements. These items are reported as assets on the balance sheet using the consumption method. A current asset for the prepaid amounts is recorded at the time of the purchase and the expenditure/expense is reported in the year in which services are consumed.

**O. Estimates**

The preparation of the basic financial statements in conformity with GAAP requires management to make estimates and assumptions that affect the amounts reported in the basic financial statements and accompanying notes. Actual results may differ from those estimates.

**P. Interfund Activity**

Transfers between governmental activities on the government-wide statements are reported in the same manner as general revenues.

Exchange transactions between funds are reported as revenues in the seller funds and as expenditures/expenses in the purchaser funds. Flows of cash or goods from one fund to another without a requirement for repayment are reported as interfund transfers. Interfund transfers are reported as other financing sources/uses in governmental funds and after nonoperating revenues/expenses in proprietary fund. Repayments from funds responsible for particular expenditures/expenses to the funds that initially paid for them are not presented on the basic financial statements.

**Q. Pensions/Other Postemployment Benefits (OPEB)**

For purposes of measuring the net pension/OPEB liability, net OPEB asset, deferred outflows of resources and deferred inflows of resources related pensions/OPEB, and pension/OPEB expense, information about the fiduciary net position of the pension/OPEB plans and additions to/deductions from their fiduciary net position have been determined on the same basis as they are reported by the pension/OPEB plan. For this purpose, benefit payments (including refunds of employee contributions) are recognized when due and payable in accordance with the benefit terms. The pension/OPEB plans report investments at fair value.

**R. Extraordinary and Special Items**

Extraordinary items are transactions or events that are both unusual in nature and infrequent in occurrence. Special items are transactions or events that are within the control of the Board of Education and that are either unusual in nature or infrequent in occurrence. Neither type of transaction occurred during fiscal year 2022.

**UNITED LOCAL SCHOOL DISTRICT  
COLUMBIANA COUNTY, OHIO**

NOTES TO THE BASIC FINANCIAL STATEMENTS  
FOR THE FISCAL YEAR ENDED JUNE 30, 2022

**NOTE 2 - SUMMARY OF SIGNIFICANT ACCOUNTING POLICIES - (Continued)**

**S. Fair Value**

The District categorizes its fair value measurements within the fair value hierarchy established by generally accepted accounting principles. The hierarchy is based on the valuation inputs used to measure the fair value of the asset. Level 1 inputs are quoted prices in active markets for identical assets; Level 2 inputs are significant other observable inputs; Level 3 inputs are significant unobservable inputs.

**NOTE 3 - ACCOUNTABILITY AND COMPLIANCE**

**A. Change in Accounting Principles**

For fiscal year 2022, the District has implemented GASB Statement No. 87, "Leases", GASB Implementation Guide 2019-3, "Leases", GASB Statement No. 89, "Accounting for Interest Cost Incurred before the End of a Construction Period", GASB Implementation Guide 2020-1, "Implementation Guide Update - 2020", GASB Statement No. 92, "Omnibus 2020", GASB Statement No. 93, "Replacement of Interbank Offered Rates", GASB Statement No. 97, "Certain Component Unit Criteria, and Accounting and Financial Reporting for Internal Revenue Code Section 457 Deferred Compensation Plans—an amendment of GASB Statements No. 14 and No. 84, and a supersession of GASB Statement No. 32" and certain paragraphs of GASB Statement No. 99, "Omnibus 2022".

GASB Statement No. 87 and GASB Implementation Guide 2019-3 enhance the relevance and consistency of information of the government's leasing activities. It establishes requirements for lease accounting based on the principle that leases are financings of the right to use an underlying asset. A lessee is required to recognize a lease liability and an intangible right to use lease asset, and a lessor is required to recognize a lease receivable and a deferred inflow of resources. These changes were incorporated in the District's fiscal year 2022 financial statements. The District reported a capital lease obligation and capital asset at June 30, 2021, that have been reclassified as a lease obligation at July 1, 2021. See Note 10 for detail.

GASB Statement No. 89 establishes accounting requirements for interest cost incurred before the end of a construction period. GASB Statement No. 89 requires that interest cost incurred before the end of a construction period be recognized as an expense in the period in which the cost is incurred for financial statements prepared using the economic resources measurement focus. GASB Statement No. 89 also reiterates that financial statements prepared using the current financial resources measurement focus, interest cost incurred before the end of a construction period should be recognized as an expenditure on a basis consistent with governmental fund accounting principles. The implementation of GASB Statement No. 89 did not have an effect on the financial statements of the District.

GASB Implementation Guide 2020-1 provides clarification on issues related to previously established GASB guidance. The implementation of GASB Implementation Guide 2020-1 did not have an effect on the financial statements of the District.

GASB Statement No. 92 enhances comparability in accounting and financial reporting and to improve the consistency of authoritative literature by addressing practice issues that have been identified during implementation and application of certain GASB Statements. The implementation of GASB Statement No. 92 did not have an effect on the financial statements of the District.

GASB Statement No. 93 establishes accounting and financial reporting requirements related to the replacement of Interbank Offered Rates (IBORs) in hedging derivative instruments and leases. It also identifies appropriate benchmark interest rates for hedging derivative instruments. The implementation of GASB Statement No. 93 did not have an effect on the financial statements of the District.

**UNITED LOCAL SCHOOL DISTRICT  
COLUMBIANA COUNTY, OHIO**

NOTES TO THE BASIC FINANCIAL STATEMENTS  
FOR THE FISCAL YEAR ENDED JUNE 30, 2022

**NOTE 3 - ACCOUNTABILITY AND COMPLIANCE - (Continued)**

GASB Statement No. 97 is to (1) increase consistency and comparability related to the reporting of fiduciary component units in circumstances in which a potential component unit does not have a governing board and the primary government performs the duties that a governing board typically would perform; (2) mitigate costs associated with the reporting of certain defined contribution pension plans, defined contribution other postemployment benefit (OPEB) plans, and employee benefit plans other than pension plans or OPEB plans (other employee benefit plans) as fiduciary component units in fiduciary fund financial statements; and (3) enhance the relevance, consistency, and comparability of the accounting and financial reporting for Internal Revenue Code (IRC) Section 457 deferred compensation plans (Section 457 plans) that meet the definition of a pension plan and for benefits provided through those plans. The implementation of GASB Statement No. 97 did not have an effect on the financial statements of the District.

GASB Statement No. 99 to enhance comparability in accounting and financial reporting and to improve the consistency of authoritative literature by addressing (1) practice issues that have been identified during implementation and application of certain GASB Statements and (2) accounting and financial reporting for financial guarantees. The implementation of GASB Statement No. 99 did not have an effect on the financial statements of the District.

**B. Deficit Fund Balances**

Fund balances at June 30, 2022 included the following individual fund deficits:

<u>Nonmajor funds</u>	<u>Deficit</u>
Elementary and Secondary School Emergency (ESSER)	\$ 8,736
Title I, Disadvantaged Children	13,665

The general fund is liable for any deficit in these funds and provides transfers when cash is required, not when accruals occur. The deficit fund balances resulted from adjustments for accrued liabilities.

**C. Compliance**

Contrary to Ohio law, budgetary expenditures exceeded appropriation authority in the District's General, Permanent Improvement and Classroom Facilities Funds by \$460, \$12,741 and \$3,162,830, respectively as of June 30, 2022.

**NOTE 4 - DEPOSITS AND INVESTMENTS**

State statutes classify monies held by the District into three categories.

Active deposits are public deposits necessary to meet current demands on the treasury. Such monies must be maintained either as cash in the District treasury, in commercial accounts payable or withdrawable on demand, including negotiable order of withdrawal (NOW) accounts, or in money market deposit accounts.

Inactive deposits are public deposits that the Board of Education has identified as not required for use within the current five year period of designation of depositories. Inactive deposits must either be evidenced by certificates of deposit maturing not later than the end of the current period of designation of depositories, or by savings or deposit accounts including, but not limited to, passbook accounts.

Interim deposits are deposits of interim monies. Interim monies are those monies which are not needed for immediate use, but which will be needed before the end of the current period of designation of depositories.

Interim deposits must be evidenced by time certificates of deposit maturing not more than one year from the date of deposit or by savings or deposit accounts including passbook accounts.

**UNITED LOCAL SCHOOL DISTRICT  
COLUMBIANA COUNTY, OHIO**

NOTES TO THE BASIC FINANCIAL STATEMENTS  
FOR THE FISCAL YEAR ENDED JUNE 30, 2022

**NOTE 4 - DEPOSITS AND INVESTMENTS - (Continued)**

Interim monies may be deposited or invested in the following securities:

1. United States Treasury Notes, Bills, Bonds, or any other obligation or security issued by the United States Treasury or any other obligation guaranteed as to principal and interest by the United States;
2. Bonds, notes, debentures, or any other obligations or securities issued by any federal government agency or instrumentality, including, but not limited to, the Federal National Mortgage Association, Federal Home Loan Bank, Federal Farm Credit Bank, Federal Home Loan Mortgage Corporation, and Government National Mortgage Association. All federal agency securities shall be direct issuances of federal government agencies or instrumentalities;
3. Written repurchase agreements in the securities listed above provided that the market value of the securities subject to the repurchase agreement must exceed the principal value of the agreement by at least two percent and be marked to market daily, and that the term of the agreement must not exceed thirty days;
4. Bonds and other obligations of the State of Ohio, and with certain limitations including a requirement for maturity within ten years from the date of settlement, bonds and other obligations of political subdivisions of the State of Ohio, if training requirements have been met;
5. Time certificates of deposit or savings or deposit accounts including, but not limited to, passbook accounts;
6. No-load money market mutual funds consisting exclusively of obligations described in items (1) and (2) above and repurchase agreements secured by such obligations, provided that investments in securities described in this division are made only through eligible institutions;
7. The State Treasurer's investment pool, the State Treasury Asset Reserve of Ohio (STAR Ohio);
8. Certain bankers' acceptances for a period not to exceed one hundred eighty days) and commercial paper notes (for a period not to exceed two hundred seventy days) in an amount not to exceed 40 percent of the interim monies available for investment at any one time if training requirements have been met.

Protection of the deposits is provided by the Federal Deposit Insurance Corporation (FDIC), by eligible securities pledged by the financial institution as security for repayment, or by the financial institutions participation in the Ohio Pooled Collateral System (OPCS), a collateral pool of eligible securities deposited with a qualified trustee and pledged to the Treasurer of State to secure the repayment of all public monies deposited in the financial institution.

Investments in stripped principal or interest obligations, reverse repurchase agreements and derivatives are prohibited. The issuance of taxable notes for the purpose of arbitrage, the use of leverage and short selling are also prohibited. Except as noted above, an investment must mature within five years from the date of purchase unless matched to a specific obligation or debt of the District, and must be purchased with the expectation that it will be held to maturity. Investments may only be made through specified dealers and institutions. Payment for investments may be made only upon delivery of the securities representing the investments to the Treasurer or, if the securities are not represented by a certificate, upon receipt of confirmation of transfer from the custodian.

**A. Cash on Hand**

The District had \$6,420 in undeposited cash on hand which is included on the financial statements of the District as part of "equity in pooled cash and investments".



**UNITED LOCAL SCHOOL DISTRICT  
COLUMBIANA COUNTY, OHIO**

NOTES TO THE BASIC FINANCIAL STATEMENTS  
FOR THE FISCAL YEAR ENDED JUNE 30, 2022

**NOTE 4 - DEPOSITS AND INVESTMENTS - (Continued)**

**B. Deposits with Financial Institutions**

At June 30, 2022, the carrying amount of all District deposits was \$777,566 and the bank balance of all District deposits was \$986,621. Of the bank balance, \$250,000 was covered by the FDIC and \$736,621 was covered by the Ohio Pooled Collateral System (OPCS).

Custodial credit risk is the risk that, in the event of bank failure, the School District will not be able to recover deposits or collateral securities that are in the possession of an outside party. The School District has no deposit policy for custodial credit risk beyond the requirements of the State statute. Ohio law requires that deposits either be insured or protected by (1) eligible securities pledged to the School District and deposited with a qualified trustee by the financial institution as security for repayment whose fair value at all times shall be at least 105 percent of the deposits being secured, or (2) participation in the OPCS, a collateral pool of eligible securities deposited with a qualified trustee and pledged to the Treasurer of State to secure the repayment of all public monies deposited in the financial institution. OPCS requires the total fair value of the securities pledged to be 102 percent of the deposits being secured or a reduced rate set by the Treasurer of State. For fiscal year 2022, the District's financial institutions had collateral rate through the OPCS of 102 percent. Although all statutory requirements for the deposit of money had been followed, noncompliance with Federal requirements could potentially subject the District to a successful claim by the FDIC.

**C. Investments**

As of June 30, 2022, the District had the following investments and maturities:

Measurement/ Investment type	Measurement Value	Investment Maturities				
		6 months or less	7 to 12 months	13 to 18 months	19 to 24 months	Greater than 24 months
<i>Amortized Cost:</i>						
STAR Ohio	\$ 6,224,771	\$ 6,224,771	\$ -	\$ -	\$ -	\$ -
<i>Fair Value:</i>						
Negotiable CD's	3,813,947	403,360	1,002,975	1,174,084	146,176	1,087,352
FHLMC	1,588,056	-	-	1,588,056	-	-
FHLB	3,863,267	-	973,460	722,460	1,693,837	473,510
FFCB	1,957,610	-	1,472,995	484,615	-	-
FNMA	970,940	-	-	970,940	-	-
Municipal bonds	690,518	-	-	690,518	-	-
U.S. Treasury notes	6,027,809	371,587	2,996,876	2,659,346	-	-
Commercial paper	9,695,293	7,954,303	1,740,990	-	-	-
U.S. government money market mutual fund	78,905	78,905	-	-	-	-
<b>Total</b>	<b>\$ 34,911,116</b>	<b>\$ 15,032,926</b>	<b>\$ 8,187,296</b>	<b>\$ 8,290,019</b>	<b>\$ 1,840,013</b>	<b>\$ 1,560,862</b>

The average maturity of investments is 0.71 years.

The District's investments in U.S Government money market mutual funds are valued using quoted market prices (Level 1 inputs). The District's investments in federal agency securities (FHLMC, FHLB, FFCB, FNMA), negotiable CD's, municipal bonds, U.S. Treasury notes and commercial paper are valued using quoted market prices that are not considered to be active, dealer quotations or alternative pricing sources for similar assets or liabilities for which all significant inputs are observable, either direct or indirectly (Level 2 inputs).

*Interest Rate Risk:* As a means of limiting its exposure to fair value losses arising from rising interest rates and according to State law, the District's investment policy limits investment portfolio maturities to five years or less.

**UNITED LOCAL SCHOOL DISTRICT  
COLUMBIANA COUNTY, OHIO**

NOTES TO THE BASIC FINANCIAL STATEMENTS  
FOR THE FISCAL YEAR ENDED JUNE 30, 2022

**NOTE 4 - DEPOSITS AND INVESTMENTS - (Continued)**

*Credit Risk:* The District's investments in federal securities (FHLMC, FHLB, FFCB, FNMA) and U.S. Treasury notes were rated AA+ and Aaa by Standard & Poor's and Moody's Investor Services, respectively. Municipal bond investments were rated AA by Standard & Poor's. Commercial paper investments were rated A-1 and A-1+ by Standard & Poor's and P-1 by Moody's Investor Services. The negotiable CD's are not rated but are fully insured by the FDIC. Standard & Poor's has assigned STAR Ohio and the U.S. government money market mutual fund an AAAm money market rating. Ohio Law requires that STAR Ohio maintain the highest rating provided by at least one nationally recognized standard rating service. The District has no investment policy dealing with credit risk.

*Custodial Credit Risk:* For an investment, custodial credit risk is the risk that, in the event of the failure of the counterparty, the District will not be able to recover the value of its investments or collateral securities that are in the possession of an outside party.

The District has no investment policy dealing with investment custodial risk beyond the requirement in State statute that prohibits payment for investments prior to the delivery of the securities representing such investments to the Treasurer or qualified trustee.

*Concentration of Credit Risk:* The District places no limit on the amount that may be invested in any one issuer. The following table includes the percentage of each investment type held by the District at June 30, 2022:

<u>Measurement/ Investment type</u>	<u>Measurement Value</u>	<u>% of Total</u>
<i>Amortized Cost:</i>		
STAR Ohio	\$ 6,224,771	17.83
<i>Fair Value:</i>		
Negotiable CD's	3,813,947	10.92
FHLMC	1,588,056	4.55
FHLB	3,863,267	11.07
FFCB	1,957,610	5.61
FNMA	970,940	2.78
Municipal bonds	690,518	1.98
U.S. Treasury notes	6,027,809	17.27
Commerical paper	9,695,293	27.77
U.S. government money market mutual fund	<u>78,905</u>	<u>0.22</u>
Total	<u>\$ 34,911,116</u>	<u>100.00</u>

**D. Reconciliation of Cash and Investments to the Statement of Net Position**

The following is a reconciliation of cash and investments as reported in the note above to cash and investments as reported on the statement of net position as of June 30, 2022:

<u>Cash and investments per note</u>	
Carrying amount of deposits	\$ 777,566
Investments	34,911,116
Cash on hand	<u>6,420</u>
Total	<u>\$ 35,695,102</u>

**UNITED LOCAL SCHOOL DISTRICT  
COLUMBIANA COUNTY, OHIO**

NOTES TO THE BASIC FINANCIAL STATEMENTS  
FOR THE FISCAL YEAR ENDED JUNE 30, 2022

**NOTE 4 - DEPOSITS AND INVESTMENTS - (Continued)**

<u>Cash and investments per statement of net position</u>	
Governmental activities	\$ 35,597,578
Custodial funds	<u>97,524</u>
 Total	 <u>\$ 35,695,102</u>

**NOTE 5 - INTERFUND TRANSACTIONS**

- A. Interfund transfers for the year ended June 30, 2022 consisted of the following, as reported on the fund financial statements:

<u>Transfer to nonmajor governmental funds from:</u>	<u>Amount</u>
General fund	<u>\$ 1,018,150</u>

Transfers are used to (1) move revenues from the fund that statute or budget requires to collect them to the fund that statute or budget requires to expend them, and (2) use unrestricted revenues collected in the general fund to finance various programs accounted for in other funds in accordance with budgetary authorizations.

Interfund transfers between governmental funds are eliminated on the government-wide financial statements; therefore, no transfers are reported in the statement of activities.

- B. Due to/due from other funds consisted of the following at June 30, 2022, as reported on the fund statements:

<u>Receivable fund</u>	<u>Payable fund</u>	<u>Amount</u>
General fund	Nonmajor governmental funds	<u>\$ 508,272</u>

The primary purpose of the interfund balances is to cover costs in specific funds where revenues were not received by June 30. These interfund balances will be repaid once the anticipated revenues are received. Interfund loans between governmental funds are eliminated on the statement of net position thus there are no internal balances.

**NOTE 6 - PROPERTY TAXES**

Property taxes are levied and assessed on a calendar year basis while the District fiscal year runs from July through June. First half tax collections are received by the District in the second half of the fiscal year. Second half tax distributions occur in the first half of the following fiscal year.

Property taxes include amounts levied against all real property and public utility property. Real property tax revenues received in calendar year 2022 represent the collection of calendar year 2021 taxes. Real property taxes received in calendar year 2022 were levied after April 1, 2021, on the assessed values as of January 1, 2021, the lien date. Assessed values for real property taxes are established by State statute at 35 percent of appraised market value. Real property taxes are payable annually or semiannually. If paid annually, payment is due December 31; if paid semiannually, the first payment is due December 31, with the remainder payable by June 20. Under certain circumstances, State statute permits alternate payment dates to be established. Public utility property tax revenues received in calendar year 2022 represent the collection of calendar year 2021 taxes. Public utility real and personal property taxes received in calendar year 2022 became a lien on December 31, 2020, were levied after April 1, 2021, and are collected with real property taxes. Public utility real property is assessed at 35 percent of true value; public utility tangible personal property is currently assessed at varying percentages of true value.

**UNITED LOCAL SCHOOL DISTRICT  
COLUMBIANA COUNTY, OHIO**

NOTES TO THE BASIC FINANCIAL STATEMENTS  
FOR THE FISCAL YEAR ENDED JUNE 30, 2022

**NOTE 6 - PROPERTY TAXES - (Continued)**

The District receives property taxes from Columbiana County. The County Auditor periodically advances to the District its portion of the taxes collected. Second-half real property tax payments collected by the County by June 30, 2022, are available to finance fiscal year 2022 operations. The amount available as an advance at June 30, 2022 was \$230,039 in the general fund and \$24,422 in the permanent improvement fund (a nonmajor governmental fund). This amount is recorded as revenue. The amount available for advance at June 30, 2021 was \$91,299 in the general fund and \$9,666 in the permanent improvement fund (a nonmajor governmental fund). The amount of second-half real property taxes available for advance at fiscal year-end can vary based on the date the tax bills are sent.

Accrued property taxes receivable includes real property, public utility property and delinquent tangible personal property taxes which are measurable as of June 30, 2022 and for which there is an enforceable legal claim. Although total property tax collections for the next fiscal year are measurable, only the amount of real property taxes available as an advance at June 30 was levied to finance current fiscal year operations and is reported as revenue at fiscal year-end. The portion of the receivable not levied to finance current fiscal year operations is offset by a credit to deferred inflows.

On the accrual basis of accounting, collectible delinquent property taxes have been recorded as a receivable and revenue, while on a modified accrual basis of accounting the revenue has been reported as a deferred inflow.

The assessed values upon which the fiscal year 2022 taxes were collected are:

	2021 Second Half Collections		2022 First Half Collections	
	<u>Amount</u>	<u>Percent</u>	<u>Amount</u>	<u>Percent</u>
Agricultural/residential and other real estate	\$ 156,419,990	44.88	\$ 157,732,280	43.32
Public utility personal	<u>192,099,960</u>	<u>55.12</u>	<u>206,417,710</u>	<u>56.68</u>
Total	<u>\$ 348,519,950</u>	<u>100.00</u>	<u>\$ 364,149,990</u>	<u>100.00</u>
Tax rate per \$1,000 of assessed valuation	\$30.60		\$30.60	

**NOTE 7 - INCOME TAX**

The District levies a voted tax of one-half percent for general operations on the income of residents and of estates. The tax was effective on January 1, 1992, and is a continuing tax. Employers of residents are required to withhold income tax on compensation and remit the tax to the State. Taxpayers are required to file an annual return. The State makes quarterly distributions to the District after withholding amounts for administrative fees and estimated refunds. Income tax revenue of \$1,010,678 has been credited to the general fund.

**NOTE 8 - RECEIVABLES**

Receivables at June 30, 2022 consisted of taxes, accounts (billings for user charged services and student fees), intergovernmental grants and entitlements and accrued interest. All receivables are considered collectible in full due to the ability to foreclose for the nonpayment of taxes, the stable condition of state programs and the current year guarantee of federal funds.

**UNITED LOCAL SCHOOL DISTRICT  
COLUMBIANA COUNTY, OHIO**

NOTES TO THE BASIC FINANCIAL STATEMENTS  
FOR THE FISCAL YEAR ENDED JUNE 30, 2022

**NOTE 8 - RECEIVABLES - (Continued)**

A summary of the principal items of receivables reported on the statement of net position follows:

**Governmental activities:**

Property taxes	\$ 11,815,556
Income taxes	491,291
Accounts	13,925
Accrued interest	13,530
Intergovernmental	<u>28,493,262</u>
Total	<u>\$ 40,827,564</u>

Receivables have been disaggregated on the face of the basic financial statements. All receivables, except property taxes and the OFCC intergovernmental receivable, are expected to be collected within one year. Property taxes, although ultimately collectible, include some portion of delinquencies that will not be collected within one year. The OFCC intergovernmental receivable of \$27,909,326 will be collected over the duration of the construction project.

**NOTE 9 - CAPITAL ASSETS**

Capital asset activity for the fiscal year ended June 30, 2022, was as follows:

	<u>Balance</u> <u>6/30/21</u>	<u>Additions</u>	<u>Deductions</u>	<u>Balance</u> <u>6/30/22</u>
<b>Governmental activities:</b>				
<i>Capital assets, not being depreciated:</i>				
Land	\$ 57,872	\$ -	\$ -	\$ 57,872
Construction in progress	<u>-</u>	<u>1,072,887</u>	<u>-</u>	<u>1,072,887</u>
Total capital assets, not being depreciated	<u>57,872</u>	<u>1,072,887</u>	<u>-</u>	<u>1,130,759</u>
<i>Capital assets, being depreciated:</i>				
Land improvements	1,801,152	13,737	-	1,814,889
Buildings and improvements	10,294,488	-	-	10,294,488
Furniture and equipment	2,258,421	65,660	(6,311)	2,317,770
Vehicles	<u>1,641,055</u>	<u>199,824</u>	<u>-</u>	<u>1,840,879</u>
Total capital assets, being depreciated	<u>15,995,116</u>	<u>279,221</u>	<u>(6,311)</u>	<u>16,268,026</u>
<i>Less: accumulated depreciation</i>				
Land improvements	(1,453,256)	(39,940)	-	(1,493,196)
Buildings and improvements	(7,202,079)	(220,798)	-	(7,422,877)
Furniture and equipment	(1,896,883)	(51,256)	4,631	(1,943,508)
Vehicles	<u>(1,054,403)</u>	<u>(98,335)</u>	<u>-</u>	<u>(1,152,738)</u>
Total accumulated depreciation	<u>(11,606,621)</u>	<u>(410,329)</u>	<u>4,631</u>	<u>(12,012,319)</u>
Governmental activities capital assets, net	<u>\$ 4,446,367</u>	<u>\$ 941,779</u>	<u>\$ (1,680)</u>	<u>\$ 5,386,466</u>

**UNITED LOCAL SCHOOL DISTRICT  
COLUMBIANA COUNTY, OHIO**

NOTES TO THE BASIC FINANCIAL STATEMENTS  
FOR THE FISCAL YEAR ENDED JUNE 30, 2022

**NOTE 9 - CAPITAL ASSETS - (Continued)**

Depreciation expense was charged to governmental functions as follows:

<u>Instruction:</u>	
Regular	\$ 158,429
Special	19,135
Vocational	13,872
<u>Support services:</u>	
Pupil	4,880
Instructional staff	8,693
Administration	5,087
Fiscal	1,849
Operations and maintenance	17,843
Pupil transportation	111,603
Extracurricular activities	54,474
Food service operations	14,464
Total depreciation expense	<u>\$ 410,329</u>

**NOTE 10 - LONG-TERM OBLIGATIONS**

A. Due to the implementation of GASB Statement No. 87 (see Note 3.A for detail), the District has reported a lease obligation at July 1, 2021, which was reported in the prior year as a capital lease obligation. During fiscal year 2022, the following changes occurred in governmental activities long-term obligations:

	Balance Outstanding <u>7/1/2021</u>	<u>Additions</u>	<u>Reductions</u>	Balance Outstanding <u>6/30/2022</u>	Amounts Due in <u>One Year</u>
<b>Governmental activities:</b>					
Compensated absences	\$ 1,776,285	\$ 186,093	\$ (123,260)	\$ 1,839,118	\$ 146,545
Certificates of participation (direct borrowing)	24,500,000	-	(1,620,000)	22,880,000	1,570,000
Lease obligation	8,730	-	(4,256)	4,474	4,474
Net pension liability	15,707,896	-	(7,292,070)	8,415,826	-
Net OPEB liability	<u>839,122</u>	<u>-</u>	<u>(62,545)</u>	<u>776,577</u>	<u>-</u>
Total governmental activities	<u>\$ 42,832,033</u>	<u>\$ 186,093</u>	<u>\$ (9,102,131)</u>	33,915,995	<u>\$ 1,721,019</u>
Add: unamortized premiums				<u>2,279,534</u>	
Total on statement of net position				<u>\$ 36,195,529</u>	

Compensated absences - Compensated absences will be paid from the fund from which the person is paid which, for the District, is primarily the general fund and the food service fund (a nonmajor governmental fund).

Net pension liability - See Note 13 for details.

Net OPEB liability/asset - See Note 14 for details.

**UNITED LOCAL SCHOOL DISTRICT  
COLUMBIANA COUNTY, OHIO**

NOTES TO THE BASIC FINANCIAL STATEMENTS  
FOR THE FISCAL YEAR ENDED JUNE 30, 2022

**NOTE 10 - LONG-TERM OBLIGATIONS - (Continued)**

- B.** Certificates of participation, Series 2021 – On June 17, 2021, the District issued \$24,500,000 in certificates of participation, for the purpose of constructing, improving, furnishing, and equipping, lease, and eventual acquisition of school facilities or improvements to school facilities. Principal payments are made from the capital projects fund (a nonmajor governmental fund) and interest payments are made from the general fund. At June 30, 2022 the amount of unspent proceeds are \$22,880,000. The interest rate ranges from 2.375% to 4.00%. Interest payments are due on June 1 and December 1 of each year. The final maturity stated in the issue is December 1, 2050.

Certificates of participation are considered direct borrowings. Direct borrowings have terms negotiated directly between the District and the lender and are not offered for public sale. The District and Buckeye Leasing Services have entered into a Base Lease and Lease-Purchase Agreement, dated June 17, 2021, pursuant to which the District will lease the Project Site to Buckeye Leasing Services and Buckeye Leasing Services will lease the Project Facilities and sublease the Project Site to the District in consideration for the District’s agreement to lease the Project Facilities and construct, improve, furnish and equip the school facilities, and make payment of the Rent and certain Further Payments. In addition to the lease of the Project Site to Buckeye Leasing Services, the District has agreed to lease the Existing Facilities to Buckeye Leasing Services for a period commencing on the Closing Date and continuing until the Demolition Completion Date, which Existing Facilities are leased back to the District pursuant to the terms of the Lease. The Lease provides for a Base Lease Term that will run from June 17, 2021 through December 1, 2055 and for 30 one-year (or partial year) Renewal Periods of the Lease Term, the last of which Renewal Periods will run from July 1, 2050 through December 1, 2050.

Buckeye Leasing Services has assigned all of its rights, title and interests under the Lease (including rights to Lease Payments) and in the Project Facilities and the Project Site to the Zions Bancorporation, National Association.

The Project Site and Project Facilities are collateral for the debt as, in the event of default or “Nonappropriation of Funds”, the Lease Term will terminate at the end of the then-current Lease Term and the District will have no further obligation to pay Rent. Zions Bancorporation, National Association, as assignee under the Lease Assignment, will have certain remedies under the Lease, including the right to take possession of the Project Facilities and enter upon the Project Site for the remainder of the Base Lease Term.

The District has established a Lease Payment Account with Zions Bank, the trustee. At June 30, 2022 the balance in the account was \$1,103,747. Lease payments made by the District to the Trustee will be deposited in the Lease Payment Account.

The following is a summary of the District’s future annual debt service requirements to maturity for the certificates of participation:

Fiscal Year Ended,	Certificates of Participation		
	Principal	Interest	Total
2023	\$ 1,570,000	\$ 733,025	\$ 2,303,025
2024	1,525,000	686,600	2,211,600
2025	845,000	651,050	1,496,050
2026	790,000	626,525	1,416,525
2027	770,000	599,275	1,369,275
2028-2032	3,910,000	2,549,175	6,459,175
2033-2037	4,760,000	1,652,375	6,412,375
2038-2042	4,095,000	817,116	4,912,116
2043-2047	3,045,000	356,310	3,401,310
2048-2051	1,570,000	68,399	1,638,399
Total	<u>\$ 22,880,000</u>	<u>\$ 8,739,850</u>	<u>\$ 31,619,850</u>

**UNITED LOCAL SCHOOL DISTRICT  
COLUMBIANA COUNTY, OHIO**

NOTES TO THE BASIC FINANCIAL STATEMENTS  
FOR THE FISCAL YEAR ENDED JUNE 30, 2022

**NOTE 10 - LONG-TERM OBLIGATIONS - (Continued)**

**C. Lease Obligation**

In a prior fiscal year, the District entered into a lease agreement for the right to use copiers. In accordance with GASB Statement No. 87, the District has reported a liability for the future scheduled payments under the lease agreement a corresponding intangible capital asset has not been reported due to the individual intangible assets being under the capitalization threshold. Lease payments have been reclassified and are reflected as debt service expenditures on the fund financial statements. These expenditures are reflected as program/function expenditures on a budgetary basis.

The District entered into the lease with Ricoh USA, Inc. for a term of 60 months on June 26, 2018. Payments are due monthly and the lease matures on June 26, 2023.

The following is a summary of the District's future annual debt service requirements to maturity for the lease obligation:

Fiscal	Lease Obligation		
<u>Year Ended,</u>	<u>Principal</u>	<u>Interest</u>	<u>Total</u>
2023	\$ 4,474	\$ 122	\$ 4,596

**D. Legal Debt Margin**

The Ohio Revised Code provides that voted net general obligation debt of the District shall never exceed 9% of the total assessed valuation of the District. The code further provides that unvoted indebtedness shall not exceed 1/10 of 1% of the property valuation of the District. The code additionally states that unvoted indebtedness related to energy conservation debt shall not exceed 9/10 of 1% of the property valuation of the District. The assessed valuation used in determining the District's legal debt margin has been modified by House Bill 530 which became effective March 30, 2006. In accordance with House Bill 530, the assessed valuation used in the District's legal debt margin calculation excluded tangible personal property used in business, telephone or telegraph property, interexchange telecommunications company property, and personal property owned or leased by a railroad company and used in railroad operations. The effects of these debt limitations at June 30, 2022, are a voted debt margin of \$32,773,499 and an unvoted debt margin of \$364,150.

**NOTE 11 - OTHER EMPLOYEE BENEFITS**

The criteria for determining vacation and sick leave components are derived from negotiated agreements and State laws. Classified employees earn up to twenty days of vacation per year, depending upon length of service. Vacation days are credited to administrators on the anniversary of their employment. Classified employees are credited monthly. Vacation days must be used within the next twelve months. Classified staff can carry over five days and administrators can carry over ten days to the next school year. Administrators can be paid for a maximum of ten unused vacation days. Accumulated unused vacation time is paid to administrators and classified employees upon termination of employment. Teachers do not earn vacation time. Teachers, administrators, and classified employees earn sick leave at the rate of one and one-fourth days per month. A percentage of unused sick time is paid at retirement. The number of unused sick days which can accumulate is restricted per negotiated agreement.

**NOTE 12 - RISK MANAGEMENT**

**A. Property and Liability**

The District is exposed to various risks of loss related to torts; theft of, damage to, and destruction of assets; error and omissions; injuries to employees and natural disasters. During fiscal year 2022, the District contracted with McBane Insurance Company for property, boiler and inland marine insurance. This risk policy has a \$1,000 deductible.



**UNITED LOCAL SCHOOL DISTRICT  
COLUMBIANA COUNTY, OHIO**

NOTES TO THE BASIC FINANCIAL STATEMENTS  
FOR THE FISCAL YEAR ENDED JUNE 30, 2022

**NOTE 12 - RISK MANAGEMENT - (Continued)**

General liability is protected by the McBane Insurance Company with a \$1,000,000 single occurrence limit and \$5,000,000 aggregate and no deductible. Vehicles, including school buses, are covered by the Sorsa Insurance Company and hold a \$1,000 deductible for comprehensive and collision. There is a \$1,000,000 combined single limit of liability.

Settled claims have not exceeded this commercial coverage in any of the past three years. There have been no significant reductions in insurance coverage from last year.

**B. OASBO Group Workers' Compensation Rating Program**

The District participates in the Ohio Association of School Business Official Workers' Compensation Group Rating Program (the "Program"), an insurance purchasing pool (Note 2.A.). The intent of the Program is to achieve the benefit of a reduced premium for the District by virtue of its grouping and representation with other participants in the Program. Participants in the Program are placed on tiers according to their loss history. Participants with low loss histories are rewarded with greater savings than participants with higher loss histories. Each participant pays its workers' compensation premium to the State based on the rate for the Program tier rather than its individual rate. Participation in the Program is limited to school districts that can meet the Program's selection criteria. The firm of Sheakley UniService, Inc. provides administrative, cost control and actuarial services to the Program.

**C. Employee Medical Benefits**

The District is a member of the Portage Area School Consortium (the "Consortium"), a risk sharing pool (see Note 2A), through which a cooperative Health Benefit Program was created for the benefits of its members. The Health Benefit Program (the "Program") is an employee health benefit plan which covers the participating members' employees. The Consortium acts as a fiscal agent for the cash funds paid into the program by the participating school districts. These funds are pooled together for the purposes of paying health benefit claims of employees and their covered dependents, administrative expenses of the program and premiums for stop-loss insurance coverage. A reserve exists which is to cover any unpaid claims if the District were to withdraw from the pool. If the reserve would not cover such claims, the District would be liable for any costs above the reserve.

**NOTE 13 - DEFINED BENEFIT PENSION PLANS**

The Statewide retirement systems provide both pension benefits and other postemployment benefits (OPEB).

***Net Pension Liability/Net OPEB Liability/Asset***

The net pension liability/asset and the net OPEB liability/asset reported on the statement of net position represents a liability or asset to employees for pensions and OPEB, respectively.

Pensions and OPEB are a component of exchange transactions—between an employer and its employees—of salaries and benefits for employee services. Pensions/OPEB are provided to an employee—on a deferred-payment basis—as part of the total compensation package offered by an employer for employee services each financial period. The obligation to sacrifice resources for pensions is a present obligation because it was created as a result of employment exchanges that already have occurred.

The net pension/OPEB liability (asset) represent the District's proportionate share of each pension/OPEB plan's collective actuarial present value of projected benefit payments attributable to past periods of service, net of each pension/OPEB plan's fiduciary net position. The net pension/OPEB liability (asset) calculation is dependent on critical long-term variables, including estimated average life expectancies, earnings on investments, cost of living adjustments and others. While these estimates use the best information available, unknowable future events require adjusting these estimates annually.

**UNITED LOCAL SCHOOL DISTRICT  
COLUMBIANA COUNTY, OHIO**

NOTES TO THE BASIC FINANCIAL STATEMENTS  
FOR THE FISCAL YEAR ENDED JUNE 30, 2022

**NOTE 13 - DEFINED BENEFIT PENSION PLANS - (Continued)**

The Ohio Revised Code limits the District’s obligation for this liability to annually required payments. The District cannot control benefit terms or the manner in which pensions/OPEB are financed; however, the District does receive the benefit of employees’ services in exchange for compensation including pension and OPEB.

GASB 68/75 assumes the liability is solely the obligation of the employer, because (1) they benefit from employee services; and (2) State statute requires funding to come from these employers. All pension contributions to date have come solely from these employers (which also includes pension costs paid in the form of withholdings from employees). The retirement systems may allocate a portion of the employer contributions to provide for these OPEB benefits. In addition, health care plan enrollees pay a portion of the health care costs in the form of a monthly premium. State statute requires the retirement systems to amortize unfunded pension liabilities within 30 years. If the pension amortization period exceeds 30 years, each retirement system’s board must propose corrective action to the State legislature. Any resulting legislative change to benefits or funding could significantly affect the net pension/OPEB liability (asset). Resulting adjustments to the net pension/OPEB liability (asset) would be effective when the changes are legally enforceable. The Ohio Revised Code permits, but does not require, the retirement systems to provide healthcare to eligible benefit recipients.

The remainder of this note includes the required pension disclosures. See Note 14 for the required OPEB disclosures.

The proportionate share of each plan’s unfunded benefits is presented as a long-term *net pension/OPEB liability (asset)* on the accrual basis of accounting. Any liability for the contractually required pension contribution outstanding at the end of the year is included in intergovernmental payable on both the accrual and modified accrual bases of accounting.

***Plan Description - School Employees Retirement System (SERS)***

Plan Description - The District’s non-teaching employees participate in SERS, a cost-sharing multiple-employer defined benefit pension plan administered by SERS. SERS provides retirement, disability and survivor benefits, annual cost-of-living adjustments, and death benefits to plan members and beneficiaries. Authority to establish and amend benefits is provided by Ohio Revised Code Chapter 3309. SERS issues a publicly available, stand-alone financial report that includes financial statements, required supplementary information and detailed information about SERS’ fiduciary net position. That report can be obtained by visiting the SERS website at [www.ohsers.org](http://www.ohsers.org) under Employers/Audit Resources.

Age and service requirements for retirement are as follows:

	Eligible to Retire on or before August 1, 2017 *	Eligible to Retire after August 1, 2017
Full benefits	Any age with 30 years of service credit	Age 67 with 10 years of service credit; or Age 57 with 30 years of service credit
Actuarially reduced benefits	Age 60 with 5 years of service credit; or Age 55 with 25 years of service credit	Age 62 with 10 years of service credit; or Age 60 with 25 years of service credit

\* Members with 25 years of service credit as of August 1, 2017 will be included in this plan.

Annual retirement benefits are calculated based on final average salary multiplied by a percentage that varies based on years of service; 2.2% for the first thirty years of service and 2.5% for years of service credit over 30. Final average salary is the average of the highest three years of salary.

**UNITED LOCAL SCHOOL DISTRICT  
COLUMBIANA COUNTY, OHIO**

NOTES TO THE BASIC FINANCIAL STATEMENTS  
FOR THE FISCAL YEAR ENDED JUNE 30, 2022

**NOTE 13 - DEFINED BENEFIT PENSION PLANS - (Continued)**

An individual whose benefit effective date is before April 1, 2018, is eligible for a cost-of-living adjustment (COLA) on the first anniversary date of the benefit. Beginning April 1, 2018, new benefit recipients must wait until the fourth anniversary of their benefit for COLA eligibility. The COLA is added each year to the base benefit amount on the anniversary date of the benefit. A three-year COLA suspension was in effect for all benefit recipients for the years 2018, 2019, and 2020. Upon resumption of the COLA, it will be indexed to the percentage increase in the CPI-W, not to exceed 2.5% and with a floor of 0%. In 2021, the Board of Trustees approved a 2.5% cost-of-living adjustment (COLA) for eligible retirees and beneficiaries in 2022.

Funding Policy - Plan members are required to contribute 10.00% of their annual covered salary and the District is required to contribute 14.00% of annual covered payroll. The contribution requirements of plan members and employers are established and may be amended by the SERS' Retirement Board up to statutory maximum amounts of 10.00% for plan members and 14.00% for employers. The Retirement Board, acting with the advice of the actuary, allocates the employer contribution rate among four of the System's funds (Pension Trust Fund, Death Benefit Fund, Medicare B Fund, and Health Care Fund). For the fiscal year ended June 30, 2022, the allocation to pension, death benefits, and Medicare B was 14.00%. For fiscal year 2022, the Retirement Board did not allocate any employer contribution to the Health Care Fund.

The District's contractually required contribution to SERS was \$193,877 for fiscal year 2022. Of this amount, \$13,946 is reported as intergovernmental payable.

***Plan Description - State Teachers Retirement System (STRS)***

Plan Description - Licensed teachers participate in STRS, a cost-sharing multiple-employer public employee retirement system administered by STRS. STRS provides retirement and disability benefits to members and death and survivor benefits to beneficiaries. STRS issues a stand-alone financial report that includes financial statements, required supplementary information and detailed information about STRS' fiduciary net position. That report can be obtained by writing to STRS, 275 E. Broad St., Columbus, OH 43215-3771, by calling (888) 227-7877, or by visiting the STRS website at [www.strsoh.org](http://www.strsoh.org).

New members have a choice of three retirement plans: a Defined Benefit (DB) Plan, a Defined Contribution (DC) Plan and a Combined (CO) Plan. Benefits are established by Ohio Revised Code Chapter 3307.

The DB plan offers an annual retirement allowance based on final average salary multiplied by a percentage that varies based on years of service. Effective August 1, 2015, the calculation is 2.20% of final average salary for the five highest years of earnings multiplied by all years of service. In April 2017, the Retirement Board made the decision to reduce COLA granted on or after July 1, 2017, to 0% to preserve the fiscal integrity of the retirement system. Benefit recipients' base benefit and past cost-of living increases are not affected by this change. Eligibility changes will be phased in until August 1, 2026, when retirement eligibility for unreduced benefits will be five year of service credit and age 65, or 35 years of service credit and at least age 60.

Eligibility changes for DB Plan members who retire with actuarially reduced benefits will be phased in until August 1, 2026, when retirement eligibility will be five years of qualifying service credit and age 60, or 30 years of service credit at any age.

The DC Plan allows members to place all of their member contributions and 9.53% of the 14% employer contributions into an investment account. Investment allocation decisions are determined by the member. The remaining 4.47% of the 14% employer rate is allocated to the defined benefit unfunded liability. A member is eligible to receive a retirement benefit at age 50 and termination of employment. The member may elect to receive a lifetime monthly annuity or a lump sum withdrawal.

**UNITED LOCAL SCHOOL DISTRICT  
COLUMBIANA COUNTY, OHIO**

NOTES TO THE BASIC FINANCIAL STATEMENTS  
FOR THE FISCAL YEAR ENDED JUNE 30, 2022

**NOTE 13 - DEFINED BENEFIT PENSION PLANS - (Continued)**

The Combined Plan offers features of both the DB Plan and the DC Plan. In the Combined Plan, 12% of the 14% member rate goes to the DC Plan and the remaining 2% is applied to the DB Plan. Member contributions to the DC Plan are allocated among investment choices by the member, and contributions to the DB Plan from the employer and the member are used to fund the defined benefit payment at a reduced level from the regular DB Plan. The defined benefit portion of the Combined Plan payment is payable to a member on or after age 60 with five years of service. The defined contribution portion of the account may be taken as a lump sum payment or converted to a lifetime monthly annuity after termination of employment at age 50 and after termination of employment.

New members who choose the DC Plan or Combined Plan will have another opportunity to reselect a permanent plan during their fifth year of membership. Members may remain in the same plan or transfer to another STRS plan. The optional annuitization of a member's defined contribution account or the defined contribution portion of a member's Combined Plan account to a lifetime benefit results in STRS bearing the risk of investment gain or loss on the account. STRS has therefore included all three plan options as one defined benefit plan for GASB 68 reporting purposes.

A DB or Combined Plan member with five or more years of credited service who is determined to be disabled may qualify for a disability benefit. New members must have at least ten years of qualifying service credit that apply for disability benefits. Members in the DC Plan who become disabled are entitled only to their account balance. Eligible survivors of members who die before service retirement may qualify for monthly benefits. If a member of the DC Plan dies before retirement benefits begin, the member's designated beneficiary is entitled to receive the member's account balance.

Funding Policy - Employer and member contribution rates are established by the State Teachers Retirement Board and limited by Chapter 3307 of the Ohio Revised Code. The fiscal year 2022 employer and employee contribution rate of 14% was equal to the statutory maximum rates. For fiscal year 2022, the full employer contribution was allocated to pension.

The District's contractually required contribution to STRS was \$969,494 for fiscal year 2022. Of this amount, \$166,764 is reported as intergovernmental payable.

***Pension Liabilities, Pension Expense, and Deferred Outflows of Resources and Deferred Inflows of Resources Related to Pensions***

The net pension liability was measured as of June 30, 2021, and the total pension liability used to calculate the net pension liability was determined by an actuarial valuation as of that date. The District's proportion of the net pension liability was based on the District's share of contributions to the pension plan relative to the projected contributions of all participating entities.

Following is information related to the proportionate share and pension expense:

	SERS	STRS	Total
Proportion of the net pension liability prior measurement date	0.03703880%	0.05479348%	
Proportion of the net pension liability current measurement date	<u>0.03977970%</u>	<u>0.05434166%</u>	
Change in proportionate share	<u>0.00274090%</u>	<u>-0.00045182%</u>	
Proportionate share of the net pension liability	\$ 1,467,756	\$ 6,948,070	\$ 8,415,826
Pension expense	\$ (25,638)	\$ (93,415)	\$ (119,053)

**UNITED LOCAL SCHOOL DISTRICT  
COLUMBIANA COUNTY, OHIO**

NOTES TO THE BASIC FINANCIAL STATEMENTS  
FOR THE FISCAL YEAR ENDED JUNE 30, 2022

**NOTE 13 - DEFINED BENEFIT PENSION PLANS - (Continued)**

At June 30, 2022, the District reported deferred outflows of resources and deferred inflows of resources related to pensions from the following sources:

	<u>SERS</u>	<u>STRS</u>	<u>Total</u>
<b>Deferred outflows of resources</b>			
Differences between expected and actual experience	\$ 142	\$ 214,661	\$ 214,803
Changes of assumptions	30,907	1,927,519	1,958,426
Difference between employer contributions and proportionate share of contributions/ change in proportionate share	104,453	33,584	138,037
Contributions subsequent to the measurement date	<u>193,877</u>	<u>969,494</u>	<u>1,163,371</u>
Total deferred outflows of resources	<u>\$ 329,379</u>	<u>\$ 3,145,258</u>	<u>\$ 3,474,637</u>
	<u>SERS</u>	<u>STRS</u>	<u>Total</u>
<b>Deferred inflows of resources</b>			
Differences between expected and actual experience	\$ 38,065	\$ 43,552	\$ 81,617
Net difference between projected and actual earnings on pension plan investments	755,937	5,987,910	6,743,847
Difference between employer contributions and proportionate share of contributions/ change in proportionate share	<u>22,949</u>	<u>153,127</u>	<u>176,076</u>
Total deferred inflows of resources	<u>\$ 816,951</u>	<u>\$ 6,184,589</u>	<u>\$ 7,001,540</u>

\$1,163,371 reported as deferred outflows of resources related to pension resulting from District contributions subsequent to the measurement date will be recognized as a reduction of the net pension liability in the fiscal year ending June 30, 2023.

Other amounts reported as deferred outflows of resources and deferred inflows of resources related to pension will be recognized in pension expense as follows:

	<u>SERS</u>	<u>STRS</u>	<u>Total</u>
Fiscal Year Ending June 30:			
2023	\$ (143,383)	\$ (997,147)	\$ (1,140,530)
2024	(126,308)	(859,571)	(985,879)
2025	(179,733)	(938,874)	(1,118,607)
2026	<u>(232,025)</u>	<u>(1,213,233)</u>	<u>(1,445,258)</u>
Total	<u>\$ (681,449)</u>	<u>\$ (4,008,825)</u>	<u>\$ (4,690,274)</u>

**UNITED LOCAL SCHOOL DISTRICT  
COLUMBIANA COUNTY, OHIO**

NOTES TO THE BASIC FINANCIAL STATEMENTS  
FOR THE FISCAL YEAR ENDED JUNE 30, 2022

**NOTE 13 - DEFINED BENEFIT PENSION PLANS - (Continued)**

***Actuarial Assumptions - SERS***

SERS' total pension liability was determined by their actuaries in accordance with GASB Statement No. 67, as part of their annual actuarial valuation for each defined benefit retirement plan. Actuarial valuations of an ongoing plan involve estimates of the value of reported amounts (e.g., salaries, credited service) and assumptions about the probability of occurrence of events far into the future (e.g., mortality, disabilities, retirements, employment termination). Actuarially determined amounts are subject to continual review and potential modifications, as actual results are compared with past expectations and new estimates are made about the future.

Projections of benefits for financial reporting purposes are based on the substantive plan (the plan as understood by the employers and plan members) and include the types of benefits provided at the time of each valuation and the historical pattern of sharing benefit costs between the employers and plan members to that point. The projection of benefits for financial reporting purposes does not explicitly incorporate the potential effects of legal or contractual funding limitations.

Actuarial calculations reflect a long-term perspective. For a newly hired employee, actuarial calculations will take into account the employee's entire career with the employer and also take into consideration the benefits, if any, paid to the employee after termination of employment until the death of the employee and any applicable contingent annuitant. In many cases actuarial calculations reflect several decades of service with the employer and the payment of benefits after termination.

Key methods and assumptions used in calculating the total pension liability in the latest actuarial valuation, prepared as of June 30, 2021, are presented below:

Wage inflation:	
Current measurement date	2.40%
Prior measurement date	3.00%
Future salary increases, including inflation:	
Current measurement date	3.25% to 13.58%
Prior measurement date	3.50% to 18.20%
COLA or ad hoc COLA:	
Current measurement date	2.00%
Prior measurement date	2.50%
Investment rate of return:	
Current measurement date	7.00% net of system expenses
Prior measurement date	7.50% net of system expenses
Discount rate:	
Current measurement date	7.00%
Prior measurement date	7.50%
Actuarial cost method	Entry age normal (level percent of payroll)

In 2021, Mortality rates were based on the PUB-2010 General Employee Amount Weight Below Median Healthy Retiree mortality table projected to 2017 with ages set forward 1 year and adjusted 94.20% for males and set forward 2 years and adjusted 81.35% for females. Mortality among disabled members were based upon the PUB-2010 General Disabled Retiree mortality table projected to 2017 with ages set forward 5 years and adjusted 103.3% for males and set forward 3 years and adjusted 106.8% for females. Future improvement in mortality rates is reflected by applying the MP-2020 projection scale generationally.

**UNITED LOCAL SCHOOL DISTRICT  
COLUMBIANA COUNTY, OHIO**

NOTES TO THE BASIC FINANCIAL STATEMENTS  
FOR THE FISCAL YEAR ENDED JUNE 30, 2022

**NOTE 13 - DEFINED BENEFIT PENSION PLANS - (Continued)**

In the prior measurement date, the mortality rates were based on the RP-2014 Blue Collar Mortality Table with fully generational projection and a five-year age set-back for both males and females. Mortality among service retired members, and beneficiaries were based upon the RP-2014 Blue Collar Mortality Table with fully generational projection with Scale BB, 120% of male rates, and 110% of female rates. Mortality among disabled members was based upon the RP-2000 Disabled Mortality Table, 90% for male rates and 100% for female rates, set back five years is used for the period after disability retirement.

The most recent experience study was completed for the five-year period ended June 30, 2020.

The long-term return expectation for the Pension Plan Investments has been determined using a building-block approach and assumes a time horizon, as defined in SERS' *Statement of Investment Policy*. A forecasted rate of inflation serves as the baseline for the return expectation. Various real return premiums over the baseline inflation rate have been established for each asset class. The long-term expected nominal rate of return has been determined by calculating a weighted average of the expected real return premiums for each asset class, adding the projected inflation rate, and adding the expected return from rebalancing uncorrelated asset classes.

The target allocation and best estimates of arithmetic real rates of return for each major asset class are summarized in the following table:

<u>Asset Class</u>	<u>Target Allocation</u>	<u>Long-Term Expected Real Rate of Return</u>
Cash	2.00 %	(0.33) %
US Equity	24.75	5.72
Non-US Equity Developed	13.50	6.55
Non-US Equity Emerging	6.75	8.54
Fixed Income/Global Bonds	19.00	1.14
Private Equity	11.00	10.03
Real Estate/Real Assets	16.00	5.41
Multi-Asset Strategy	4.00	3.47
Private Debt/Private Credit	3.00	5.28
Total	<u>100.00 %</u>	

**Discount Rate** - The total pension liability was calculated using the discount rate of 7.00%. The projection of cash flows used to determine the discount rate assumed the contributions from employers and from the members would be computed based on contribution requirements as stipulated by state statute. Projected inflows from investment earnings were calculated using the long-term assumed investment rate of return (7.00%). Based on those assumptions, the plan's fiduciary net position was projected to be available to make all future benefit payments of current plan members. Therefore, the long-term expected rate of return on pension plan investments was applied to all periods of projected benefits to determine the total pension liability.

**Sensitivity of the District's Proportionate Share of the Net Pension Liability to Changes in the Discount Rate** - Net pension liability is sensitive to changes in the discount rate, and to illustrate the potential impact the following table presents the net pension liability calculated using the discount rate of 7.00%, as well as what each plan's net pension liability would be if it were calculated using a discount rate that is one percentage point lower (6.00%), or one percentage point higher (8.00%) than the current rate.

	<u>1% Decrease</u>	<u>Current Discount Rate</u>	<u>1% Increase</u>
District's proportionate share of the net pension liability	\$ 2,441,985	\$ 1,467,756	\$ 646,145

**UNITED LOCAL SCHOOL DISTRICT  
COLUMBIANA COUNTY, OHIO**

NOTES TO THE BASIC FINANCIAL STATEMENTS  
FOR THE FISCAL YEAR ENDED JUNE 30, 2022

**NOTE 13 - DEFINED BENEFIT PENSION PLANS - (Continued)**

***Actuarial Assumptions - STRS***

Key methods and assumptions used in the latest actuarial valuation, reflecting experience study results used in the June 30, 2021, actuarial valuation are presented below:

	June 30, 2021	June 30, 2020
Inflation	2.50%	2.50%
Projected salary increases	12.50% at age 20 to 2.50% at age 65	12.50% at age 20 to 2.50% at age 65
Investment rate of return	7.00%, net of investment expenses, including inflation	7.45%, net of investment expenses, including inflation
Discount rate of return	7.00%	7.45%
Payroll increases	3.00%	3.00%
Cost-of-living adjustments (COLA)	0.00%	0.00%

For the June 30, 2021, actuarial valuation, post-retirement mortality rates are based on the RP-2014 Annuitant Mortality Tables with 50% of rates through age 69, 70% of rates between ages 70 and 79, 90% of rates between ages 80 and 84, and 100% of rates thereafter, projected forward generationally using mortality improvement scale MP-2016. Pre-retirement mortality rates are based on RP-2014 Employee Mortality Tables, projected forward generationally using mortality improvement scale MP-2016. Post-retirement disabled mortality rates are based on the RP-2014 Disabled Mortality Tables with 90% of rates for males and 100% of rates for females, projected forward generationally using mortality improvement scale MP-2016.

Actuarial assumptions used in the June 30, 2021 valuation are based on the results of an actuarial experience study for the period July 1, 2011 through June 30, 2016.

STRS Ohio's investment consultant develops an estimate range for the investment return assumption based on the target allocation adopted by the Retirement Board. The target allocation and long-term expected rate of return for each major asset class are summarized as follows:

Asset Class	Target Allocation	Long-Term Expected Real Rate of Return *
Domestic Equity	28.00 %	7.35 %
International Equity	23.00	7.55
Alternatives	17.00	7.09
Fixed Income	21.00	3.00
Real Estate	10.00	6.00
Liquidity Reserves	1.00	2.25
Total	<u>100.00 %</u>	

\*10-Year geometric nominal returns, which include the real rate of return and inflation of 2.25% and does not include investment expenses. Over a 30-year period, STRS' investment consultant indicates that the above target allocations should generate a return above the actuarial rate of return, without net value added by management.



**UNITED LOCAL SCHOOL DISTRICT  
COLUMBIANA COUNTY, OHIO**

NOTES TO THE BASIC FINANCIAL STATEMENTS  
FOR THE FISCAL YEAR ENDED JUNE 30, 2022

**NOTE 13 - DEFINED BENEFIT PENSION PLANS - (Continued)**

**Discount Rate** - The discount rate used to measure the total pension liability was 7.00% as of June 30, 2021. The projection of cash flows used to determine the discount rate assumes that member and employer contributions will be made at the statutory contribution rates in accordance with the rates described previously. For this purpose, only employer contributions that are intended to fund benefits of current plan members and their beneficiaries are included. Based on those assumptions, STRS Ohio's fiduciary net position was projected to be available to make all projected future benefit payments to current plan members as of June 30, 2021. Therefore, the long-term expected rate of return on pension plan investments of 7.00% was applied to all periods of projected benefit payments to determine the total pension liability as of June 30, 2021.

**Sensitivity of the District's Proportionate Share of the Net Pension Liability to Changes in the Discount Rate** - The following table represents the net pension liability as of June 30, 2021, calculated using the current period discount rate assumption of 7.00%, as well as what the net pension liability would be if it were calculated using a discount rate that is one percentage point lower (6.00%) or one percentage point higher (8.00%) than the current assumption:

	1% Decrease	Current Discount Rate	1% Increase
District's proportionate share of the net pension liability	\$ 13,011,135	\$ 6,948,070	\$ 1,824,793

**Changes Between Measurement Date and Reporting Date** - STRS approved a one-time 3.00% cost-of-living adjustment to eligible benefit recipients effective July 1, 2022. It is unknown what the effect this change will have on the net pension liability.

**NOTE 14 - DEFINED BENEFIT OPEB PLANS**

**Net OPEB Liability/Asset**

See Note 13 for a description of the net OPEB liability (asset).

**Plan Description - School Employees Retirement System (SERS)**

**Health Care Plan Description** - The District contributes to the SERS Health Care Fund, administered by SERS for non-certificated retirees and their beneficiaries. For GASB 75 purposes, this plan is considered a cost-sharing other postemployment benefit (OPEB) plan. SERS' Health Care Plan provides healthcare benefits to eligible individuals receiving retirement, disability, and survivor benefits, and to their eligible dependents. Members who retire after June 1, 1986, need 10 years of service credit, exclusive of most types of purchased credit, to qualify to participate in SERS' health care coverage. In addition to age and service retirees, disability benefit recipients and beneficiaries who are receiving monthly benefits due to the death of a member or retiree, are eligible for SERS' health care coverage. Most retirees and dependents choosing SERS' health care coverage are over the age of 65 and therefore enrolled in a fully insured Medicare Advantage plan; however, SERS maintains a traditional, self-insured preferred provider organization for its non-Medicare retiree population. For both groups, SERS offers a self-insured prescription drug program. Health care is a benefit that is permitted, not mandated, by statute. The financial report of the Plan is included in the SERS Annual Comprehensive Financial Report which can be obtained on SERS' website at [www.ohsers.org](http://www.ohsers.org) under Employers/Audit Resources.

Access to health care for retirees and beneficiaries is permitted in accordance with Section 3309 of the Ohio Revised Code. The Health Care Fund was established and is administered in accordance with Internal Revenue Code Section 105(e). SERS' Retirement Board reserves the right to change or discontinue any health plan or program. Active employee members do not contribute to the Health Care Plan. The SERS Retirement Board established the rules for the premiums paid by the retirees for health care coverage for themselves and their dependents or for their surviving beneficiaries. Premiums vary depending on the plan selected, qualified years of service, Medicare eligibility, and retirement status.

**UNITED LOCAL SCHOOL DISTRICT  
COLUMBIANA COUNTY, OHIO**

NOTES TO THE BASIC FINANCIAL STATEMENTS  
FOR THE FISCAL YEAR ENDED JUNE 30, 2022

**NOTE 14 - DEFINED BENEFIT OPEB PLANS - (Continued)**

Funding Policy - State statute permits SERS to fund the health care benefits through employer contributions. Each year, after the allocation for statutorily required pensions and benefits, the Retirement Board may allocate the remainder of the employer contribution of 14% of covered payroll to the Health Care Fund in accordance with the funding policy. For the fiscal year ended June 30, 2022, SERS did not allocate any employer contributions to post-employment health care. An additional health care surcharge on employers is collected for employees earning less than an actuarially determined minimum compensation amount, pro-rated if less than a full year of service credit was earned. For fiscal year 2022, this amount was \$25,000. Statutes provide that no employer shall pay a health care surcharge greater than 2% of that employer's SERS-covered payroll; nor may SERS collect in aggregate more than 1.5% of the total statewide SERS-covered payroll for the health care surcharge. For fiscal year 2022, the District's surcharge obligation was \$24,847.

The surcharge added to the allocated portion of the 14% employer contribution rate is the total amount assigned to the Health Care Fund. The District's contractually required contribution to SERS was \$24,847 for fiscal year 2022. Of this amount, \$24,847 is reported as intergovernmental payable.

***Plan Description - State Teachers Retirement System (STRS)***

Plan Description - The State Teachers Retirement System of Ohio (STRS) administers a cost-sharing Health Plan administered for eligible retirees who participated in the defined benefit or combined pension plans offered by STRS. Ohio law authorizes STRS to offer this plan. Benefits include hospitalization, physicians' fees, prescription drugs and partial reimbursement of monthly Medicare Part B premiums. The Medicare Part B monthly reimbursement elimination date was postponed indefinitely. The Plan is included in the report of STRS which can be obtained by visiting [www.strsoh.org](http://www.strsoh.org) or by calling (888) 227-7877.

Funding Policy - Ohio Revised Code Chapter 3307 authorizes STRS to offer the Plan and gives the Retirement Board discretionary authority over how much, if any, of the health care costs will be absorbed by STRS. Active employee members do not contribute to the Health Care Plan. Nearly all health care plan enrollees, for the most recent year, pay a portion of the health care costs in the form of a monthly premium. Under Ohio law, funding for post-employment health care may be deducted from employer contributions, currently 14% of covered payroll. For the fiscal year ended June 30, 2022, STRS did not allocate any employer contributions to post-employment health care.

***OPEB Liabilities/Assets, OPEB Expense, and Deferred Outflows of Resources and Deferred Inflows of Resources Related to OPEB***

The net OPEB liability/asset was measured as of June 30, 2021, and the total OPEB liability/asset used to calculate the net OPEB liability/asset was determined by an actuarial valuation as of that date. The District's proportion of the net OPEB liability/asset was based on the District's share of contributions to the respective retirement systems relative to the contributions of all participating entities.

**UNITED LOCAL SCHOOL DISTRICT  
COLUMBIANA COUNTY, OHIO**

NOTES TO THE BASIC FINANCIAL STATEMENTS  
FOR THE FISCAL YEAR ENDED JUNE 30, 2022

**NOTE 14 - DEFINED BENEFIT OPEB PLANS - (Continued)**

Following is information related to the proportionate share and OPEB expense:

	<u>SERS</u>	<u>STRS</u>	<u>Total</u>
Proportion of the net OPEB liability/asset prior measurement date	0.03861000%	0.05479348%	
Proportion of the net OPEB liability/asset current measurement date	<u>0.04103270%</u>	<u>0.05434166%</u>	
Change in proportionate share	<u>0.00242270%</u>	<u>-0.00045182%</u>	
Proportionate share of the net OPEB liability	\$ 776,577	\$ -	\$ 776,577
Proportionate share of the net OPEB asset	\$ -	\$ (1,145,750)	\$ (1,145,750)
OPEB expense	\$ (2,721)	\$ (83,067)	\$ (85,788)

At June 30, 2022, the District reported deferred outflows of resources and deferred inflows of resources related to OPEB from the following sources:

	<u>SERS</u>	<u>STRS</u>	<u>Total</u>
<b>Deferred outflows of resources</b>			
Differences between expected and actual experience	\$ 8,277	\$ 40,795	\$ 49,072
Changes of assumptions	121,827	73,185	195,012
Difference between employer contributions and proportionate share of contributions/ change in proportionate share	71,327	8,445	79,772
Contributions subsequent to the measurement date	<u>24,847</u>	<u>-</u>	<u>24,847</u>
Total deferred outflows of resources	<u>\$ 226,278</u>	<u>\$ 122,425</u>	<u>\$ 348,703</u>
<b>Deferred inflows of resources</b>			
Differences between expected and actual experience	\$ 386,771	\$ 209,923	\$ 596,694
Net difference between projected and actual earnings on OPEB plan investments	16,870	317,581	334,451
Changes of assumptions	106,346	683,526	789,872
Difference between employer contributions and proportionate share of contributions/ change in proportionate share	<u>46,537</u>	<u>10,673</u>	<u>57,210</u>
Total deferred inflows of resources	<u>\$ 556,524</u>	<u>\$ 1,221,703</u>	<u>\$ 1,778,227</u>

\$24,847 reported as deferred outflows of resources related to OPEB resulting from District contributions subsequent to the measurement date will be recognized as a reduction of the net OPEB liability/asset in the fiscal year ending June 30, 2023.

**UNITED LOCAL SCHOOL DISTRICT  
COLUMBIANA COUNTY, OHIO**

NOTES TO THE BASIC FINANCIAL STATEMENTS  
FOR THE FISCAL YEAR ENDED JUNE 30, 2022

**NOTE 14 - DEFINED BENEFIT OPEB PLANS - (Continued)**

Other amounts reported as deferred outflows of resources and deferred inflows of resources related to OPEB will be recognized in OPEB expense as follows:

Fiscal Year Ending June 30:	SERS	STRS	Total
2023	\$ (82,896)	\$ (315,994)	\$ (398,890)
2024	(83,013)	(308,052)	(391,065)
2025	(85,674)	(298,053)	(383,727)
2026	(71,303)	(132,983)	(204,286)
2027	(29,973)	(45,201)	(75,174)
Thereafter	(2,234)	1,005	(1,229)
Total	\$ (355,093)	\$ (1,099,278)	\$ (1,454,371)

***Actuarial Assumptions - SERS***

The total OPEB liability is determined by SERS' actuaries in accordance with GASB Statement No. 74, as part of their annual actuarial valuation for each retirement plan. Actuarial valuations of an ongoing plan involve estimates of the value of reported amounts (e.g., salaries, credited service) and assumptions about the probability of occurrence of events far into the future (e.g., mortality, disabilities, retirements, employment terminations). Actuarially determined amounts are subject to continual review and potential modifications, as actual results are compared with past expectations and new estimates are made about the future.

Projections of benefits for financial reporting purposes are based on the substantive plan (the plan as understood by the employers and plan members) and include the types of benefits provided at the time of each valuation and the historical pattern of sharing benefit costs between the employers and plan members to that point. The projection of benefits for financial reporting purposes does not explicitly incorporate the potential effects of legal or contractual funding limitations.

Actuarial calculations reflect a long-term perspective. For a newly hired employee, actuarial calculations will take into account the employee's entire career with the employer and also take into consideration the benefits, if any, paid to the employee after termination of employment until the death of the employee and any applicable contingent annuitant. In many cases, actuarial calculations reflect several decades of service with the employer and the payment of benefits after termination.

Key methods and assumptions used in calculating the total OPEB liability in the latest actuarial valuation date of June 30, 2021 are presented below:

**UNITED LOCAL SCHOOL DISTRICT  
COLUMBIANA COUNTY, OHIO**

NOTES TO THE BASIC FINANCIAL STATEMENTS  
FOR THE FISCAL YEAR ENDED JUNE 30, 2022

**NOTE 14 - DEFINED BENEFIT OPEB PLANS - (Continued)**

Wage inflation:	
Current measurement date	2.40%
Prior measurement date	3.00%
Future salary increases, including inflation:	
Current measurement date	3.25% to 13.58%
Prior measurement date	3.50% to 18.20%
Investment rate of return:	
Current measurement date	7.00% net of investment expense, including inflation
Prior measurement date	7.50% net of investment expense, including inflation
Municipal bond index rate:	
Current measurement date	1.92%
Prior measurement date	2.45%
Single equivalent interest rate, net of plan investment expense, including price inflation:	
Current measurement date	2.27%
Prior measurement date	2.63%
Medical trend assumption:	
Current measurement date	
Medicare	5.125 to 4.400%
Pre-Medicare	6.750 to 4.400%
Prior measurement date	
Medicare	5.25 to 4.75%
Pre-Medicare	7.00 to 4.75%

In 2021, Mortality rates were based on the PUB-2010 General Employee Amount Weight Below Median Healthy Retiree mortality table projected to 2017 with ages set forward 1 year and adjusted 94.20% for males and set forward 2 years and adjusted 81.35% for females. Mortality among disabled members were based upon the PUB-2010 General Disabled Retiree mortality table projected to 2017 with ages set forward 5 years and adjusted 103.3% for males and set forward 3 years and adjusted 106.8% for females. Future improvement in mortality rates is reflected by applying the MP-2020 projection scale generationally.

In the prior measurement date, the mortality rates were based on the RP-2014 Blue Collar Mortality Table with fully generational projection and a five-year age set-back for both males and females. Mortality among service retired members, and beneficiaries were based upon the RP-2014 Blue Collar Mortality Table with fully generational projection with Scale BB, 120% of male rates, and 110% of female rates. Mortality among disabled members was based upon the RP-2000 Disabled Mortality Table, 90% for male rates and 100% for female rates, set back five years is used for the period after disability retirement.

The most recent experience study was completed for the five-year period ended June 30, 2020.

**UNITED LOCAL SCHOOL DISTRICT  
COLUMBIANA COUNTY, OHIO**

NOTES TO THE BASIC FINANCIAL STATEMENTS  
FOR THE FISCAL YEAR ENDED JUNE 30, 2022

**NOTE 14 - DEFINED BENEFIT OPEB PLANS - (Continued)**

The long-term expected rate of return on plan assets is reviewed as part of the actuarial five-year experience study. The most recent study covers fiscal years 2015 through 2020 and was adopted by the Board in 2021. Several factors are considered in evaluating the long-term rate of return assumption including long-term historical data, estimates inherent in current market data, and a log-normal distribution analysis in which best-estimate ranges of expected future real rates of return were developed by the investment consultant for each major asset class. These ranges were combined to produce the long-term expected rate of return, 7.00%, by weighting the expected future real rates of return by the target asset allocation percentage and then adding expected inflation. The capital market assumptions developed by the investment consultant are intended for use over a 10-year horizon and may not be useful in setting the long-term rate of return for funding pension plans which covers a longer timeframe. The assumption is intended to be a long-term assumption and is not expected to change absent a significant change in the asset allocation, a change in the inflation assumption, or a fundamental change in the market that alters expected returns in future years.

The target asset allocation and best estimates of arithmetic real rates of return for each major asset class, as used in the June 30, 2020 five-year experience study, are summarized as follows:

Asset Class	Target Allocation	Long-Term Expected Real Rate of Return
Cash	2.00 %	(0.33) %
US Equity	24.75	5.72
Non-US Equity Developed	13.50	6.55
Non-US Equity Emerging	6.75	8.54
Fixed Income/Global Bonds	19.00	1.14
Private Equity	11.00	10.03
Real Estate/Real Assets	16.00	5.41
Multi-Asset Strategy	4.00	3.47
Private Debt/Private Credit	3.00	5.28
Total	<u>100.00 %</u>	

**Discount Rate** - The discount rate used to measure the total OPEB liability at June 30, 2021 was 2.27%. The discount rate used to measure total OPEB liability prior to June 30, 2021 was 2.63%. The projection of cash flows used to determine the discount rate assumed that contributions will be made from members and the System at the contribution rate of 1.50% of projected covered payroll each year, which includes a 1.50% payroll surcharge and no contributions from the basic benefits plan. Based on these assumptions, the OPEB plan's fiduciary net position was projected to become insufficient to make all projected future benefit payments of current System members by SERS actuaries. The Municipal Bond Index Rate is used in the determination of the SEIR for both the June 30, 2020 and the June 30, 2021 total OPEB liability. The Municipal Bond Index rate is the single rate that will generate a present value of benefit payments equal to the sum of the present value determined by the long-term expected rate of return, and the present value determined by discounting those benefits after the date of depletion. The Municipal Bond Index Rate is 1.92% at June 30, 2021 and 2.45% at June 30, 2020.

**Sensitivity of the District's Proportionate Share of the Net OPEB Liability to Changes in the Discount Rate and Changes in the Health Care Cost Trend Rates** - The net OPEB liability is sensitive to changes in the discount rate and the health care cost trend rate. The following table presents the net OPEB liability, what the net OPEB liability would be if it were calculated using a discount rate that is 1 percentage point lower (1.27%) and higher (3.27%) than the current discount rate (2.27%). Also shown is what the net OPEB liability would be based on health care cost trend rates that are 1 percentage point lower (5.75% decreasing to 3.40%) and higher (7.75% decreasing to 5.40%) than the current rate (6.75% decreasing to 4.40%).

**UNITED LOCAL SCHOOL DISTRICT  
COLUMBIANA COUNTY, OHIO**

NOTES TO THE BASIC FINANCIAL STATEMENTS  
FOR THE FISCAL YEAR ENDED JUNE 30, 2022

**NOTE 14 - DEFINED BENEFIT OPEB PLANS - (Continued)**

	1% Decrease	Current Discount Rate	1% Increase
District's proportionate share of the net OPEB liability	\$ 962,273	\$ 776,577	\$ 628,230

	1% Decrease	Current Trend Rate	1% Increase
District's proportionate share of the net OPEB liability	\$ 597,901	\$ 776,577	\$ 1,015,234

***Actuarial Assumptions - STRS***

Key methods and assumptions used in the latest actuarial valuation, reflecting experience study results used in the June 30, 2021, actuarial valuation, compared with June 30, 2020, are presented below:

	June 30, 2021		June 30, 2020	
Inflation	2.50%		2.50%	
Projected salary increases	12.50% at age 20 to 2.50% at age 65		12.50% at age 20 to 2.50% at age 65	
Investment rate of return	7.00%, net of investment expenses, including inflation		7.45%, net of investment expenses, including inflation	
Payroll increases	3.00%		3.00%	
Cost-of-living adjustments (COLA)	0.00%		0.00%	
Discount rate of return	7.00%		7.45%	
Blended discount rate of return	N/A		N/A	
Health care cost trends				
	Initial	Ultimate	Initial	Ultimate
Medical				
Pre-Medicare	5.00%	4.00%	5.00%	4.00%
Medicare	-16.18%	4.00%	-6.69%	4.00%
Prescription Drug				
Pre-Medicare	6.50%	4.00%	6.50%	4.00%
Medicare	29.98%	4.00%	11.87%	4.00%

Projections of benefits include the historical pattern of sharing benefit costs between the employers and retired plan members.

For healthy retirees the mortality rates are based on the RP-2014 Annuitant Mortality Tables with 50% of rates through age 69, 70% of rates between ages 70 and 79, 90% of rates between ages 80 and 84, and 100% of rates thereafter, projected forward generationally using mortality improvement scale MP-2016. For disabled retirees, mortality rates are based on the RP-2014 Disabled Mortality Tables with 90% of rates for males and 100% of rates for females, projected forward generationally using mortality improvement scale MP-2016.

Actuarial assumptions used in the June 30, 2021 valuation are based on the results of an actuarial experience study for the period July 1, 2011 through June 30, 2016.

***Assumption Changes Since the Prior Measurement Date*** - The discount rate was adjusted to 7.00% from 7.45% for the June 30, 2021 valuation.

**UNITED LOCAL SCHOOL DISTRICT  
COLUMBIANA COUNTY, OHIO**

NOTES TO THE BASIC FINANCIAL STATEMENTS  
FOR THE FISCAL YEAR ENDED JUNE 30, 2022

**NOTE 14 - DEFINED BENEFIT OPEB PLANS - (Continued)**

**Benefit Term Changes Since the Prior Measurement Date** - The non-Medicare subsidy percentage was increased effective January 1, 2022 from 2.055% to 2.100%. The non-Medicare frozen subsidy base premium was increased effective January 1, 2022. The Medicare Part D subsidy was updated to reflect it is expected to be negative in CY2022. The Part B monthly reimbursement elimination date was postponed indefinitely.

STRS' investment consultant develops an estimate range for the investment return assumption based on the target allocation adopted by the Retirement Board. The target allocation and long-term expected rate of return for each major asset class are summarized as follows:

Asset Class	Target Allocation	Long-Term Expected Real Rate of Return *
Domestic Equity	28.00 %	7.35 %
International Equity	23.00	7.55
Alternatives	17.00	7.09
Fixed Income	21.00	3.00
Real Estate	10.00	6.00
Liquidity Reserves	1.00	2.25
Total	<u>100.00 %</u>	

\*10-Year geometric nominal returns, which include the real rate of return and inflation of 2.25% and does not include investment expenses. Over a 30-year period, STRS' investment consultant indicates that the above target allocations should generate a return above the actuarial rate of return, without net value added by management.

**Discount Rate** - The discount rate used to measure the total OPEB asset was 7.00% as of June 30, 2021. The projection of cash flows used to determine the discount rate assumed STRS Ohio continues to allocate no employer contributions to the health care fund. Based on these assumptions, the OPEB plan's fiduciary net position was projected to be available to make all projected future benefit payments to current plan members as of June 30, 2021. Therefore, the long-term expected rate of return on health care fund investments of 7.00% was applied to all periods of projected health care costs to determine the total OPEB liability as of June 30, 2021.

**Sensitivity of the District's Proportionate Share of the Net OPEB Asset to Changes in the Discount and Health Care Cost Trend Rate** - The following table represents the net OPEB asset as of June 30, 2021, calculated using the current period discount rate assumption of 7.00%, as well as what the net OPEB asset would be if it were calculated using a discount rate that is one percentage point lower (6.00%) or one percentage point higher (8.00%) than the current assumption. Also shown is the net OPEB asset as if it were calculated using health care cost trend rates that are one percentage point lower or one percentage point higher than the current health care cost trend rates.

	1% Decrease	Current Discount Rate	1% Increase
	District's proportionate share of the net OPEB asset	\$ 966,835	\$ 1,145,750
	1% Decrease	Current Trend Rate	1% Increase
District's proportionate share of the net OPEB asset	\$ 1,289,149	\$ 1,145,750	\$ 968,422



**UNITED LOCAL SCHOOL DISTRICT  
COLUMBIANA COUNTY, OHIO**

NOTES TO THE BASIC FINANCIAL STATEMENTS  
FOR THE FISCAL YEAR ENDED JUNE 30, 2022

**NOTE 15 - BUDGETARY BASIS OF ACCOUNTING**

While reporting financial position, results of operations, and changes in fund balance on the basis of generally accepted accounting principles (GAAP), the budgetary basis as provided by law is based upon accounting for certain transactions on a basis of cash receipts and disbursements.

The statement of revenue, expenditures and changes in fund balance - budget and actual (non-GAAP budgetary basis) presented for the general fund is presented on the budgetary basis to provide a meaningful comparison of actual results with the budget. The major differences between the budget basis and the GAAP basis are that:

- (a) Revenues and other financing sources are recorded when received in cash (budget basis) as opposed to when susceptible to accrual (GAAP basis);
- (b) Expenditures and other financing uses are recorded when paid in cash (budget basis) as opposed to when the liability is incurred (GAAP basis);
- (c) In order to determine compliance with Ohio law, and to reserve that portion of the applicable appropriation, total outstanding encumbrances (budget basis) are recorded as the equivalent of an expenditure, as opposed to assigned or committed fund balance for that portion of outstanding encumbrances not already recognized as an account payable (GAAP basis);
- (d) Advances-in and advances-out are operating transactions (budget basis) as opposed to balance sheet transactions (GAAP basis); and,
- (e) Some funds are included in the general fund (GAAP basis), but have separate legally adopted budgets (budget basis).

The adjustments necessary to convert the results of operations for the year on the budget basis to the GAAP basis for the general fund is as follows:

**Net Change in Fund Balance**

	<u>General fund</u>
Budget basis	\$ 787,570
Net adjustment for revenue accruals	34,042
Net adjustment for expenditure accruals	1,502,694
Net adjustment for other sources/uses	(1,621,454)
Funds budgeted elsewhere	(2,198)
Adjustment for encumbrances	7,456
GAAP basis	\$ 708,110

Certain funds that are legally budgeted in separate special revenue funds are considered part of the general fund on a GAAP basis. This includes the sunshine fund, the special rotary fund, the adult education fund, the uniform school supplies fund, the public school support fund and the State or political subdivision fund.

**UNITED LOCAL SCHOOL DISTRICT  
COLUMBIANA COUNTY, OHIO**

NOTES TO THE BASIC FINANCIAL STATEMENTS  
FOR THE FISCAL YEAR ENDED JUNE 30, 2022

**NOTE 16 - CONTINGENCIES**

**A. Grants**

The District receives significant financial assistance from numerous federal, State and local agencies in the form of grants. The disbursement of funds received under these programs generally requires compliance with terms and conditions specified in the grant agreements and are subject to audit by the grantor agencies. Any disallowed claims resulting from such audits could become a liability of the District. However, in the opinion of management, any such disallowed claims will not have a material effect on the financial position of the District.

**B. Litigation**

The District is not party to legal proceedings that would have a material effect, if any, on the financial condition of the District.

**C. Foundation Funding**

Foundation funding is based on the annualized full-time equivalent (FTE) enrollment of each student. Traditional districts must comply with minimum hours of instruction, instead of a minimum number of school days each year. The funding formula the Ohio Department of Education (ODE) is legislatively required to follow will continue to adjust as enrollment information is updated by the District, which can extend past the fiscal year-end. The final adjustment was not material and is not reflected in the accompanying financial statements.

**NOTE 17 - SET-ASIDES**

The District is required by State law to annually set-aside certain general fund revenue amounts, as defined by statutory formula, for the acquisition and construction of capital improvements. Amounts not spent by the end of the fiscal year or offset by similarly restricted resources received during the year must be held in cash at fiscal year-end. This amount must be carried forward to be used for the same purpose in future years. Expenditures exceeding the set-aside requirement may not be carried forward to the next fiscal year.

The following cash-basis information describes the change in the fiscal year-end set-aside amount for capital improvements. Disclosure of this information is required by State statute.

	<u>Capital Improvements</u>
Set-aside balance June 30, 2021	\$ -
Current year set-aside requirement	214,742
Current year qualifying expenditures	(167,449)
Current year offsets	<u>(844,855)</u>
Total	<u>\$ (797,562)</u>
Balance carried forward to fiscal year 2023	<u>\$ -</u>
Set-aside balance June 30, 2022	<u><u>\$ -</u></u>

**UNITED LOCAL SCHOOL DISTRICT  
COLUMBIANA COUNTY, OHIO**

NOTES TO THE BASIC FINANCIAL STATEMENTS  
FOR THE FISCAL YEAR ENDED JUNE 30, 2022

**NOTE 18 - OTHER COMMITMENTS**

The District utilizes encumbrance accounting as part of its budgetary controls. Encumbrances outstanding at year end may be reported as part of restricted, committed, or assigned classifications of fund balance. At year end, the District's commitments for encumbrances in the governmental funds were as follows:

<u>Fund</u>	<u>Year-End Encumbrances</u>
General	\$ 5,344
Classroom facilities	2,908,535
Other governmental	<u>279,686</u>
Total	<u><u>\$ 3,193,565</u></u>

**NOTE 19 - COVID-19**

The United States and the State of Ohio declared a state of emergency in March of 2020 due to the COVID-19 pandemic. Ohio's state of emergency ended in June, 2021 while the national state of emergency continues. During fiscal year 2022, the District received COVID-19 funding. The financial impact of COVID-19 and the continuing emergency measures may impact subsequent periods of the District. The impact on the District's future operating costs, revenues, and additional recovery from emergency funding, either federal or state, cannot be estimated.

**NOTE 20 - SUBSEQUENT EVENT**

The District issued \$4,000,000 in certificates of participation on August 11, 2022, with an interest rate range of 4.125% to 5.00% and a maturity date of December 1, 2042.

THIS PAGE IS INTENTIONALLY LEFT BLANK

REQUIRED SUPPLEMENTARY INFORMATION

**UNITED LOCAL SCHOOL DISTRICT  
COLUMBIANA COUNTY, OHIO**

SCHEDULES OF REQUIRED SUPPLEMENTARY INFORMATION

SCHEDULE OF THE DISTRICT'S PROPORTIONATE SHARE OF  
THE NET PENSION LIABILITY  
SCHOOL EMPLOYEES RETIREMENT SYSTEM (SERS) OF OHIO

LAST NINE FISCAL YEARS

	<u>2022</u>	<u>2021</u>	<u>2020</u>	<u>2019</u>
District's proportion of the net pension liability	0.03977970%	0.03703880%	0.03873000%	0.04018590%
District's proportionate share of the net pension liability	\$ 1,467,756	\$ 2,449,824	\$ 2,317,284	\$ 2,301,521
District's covered payroll	\$ 1,379,950	\$ 1,294,621	\$ 1,293,815	\$ 1,360,281
District's proportionate share of the net pension liability as a percentage of its covered payroll	106.36%	189.23%	179.10%	169.19%
Plan fiduciary net position as a percentage of the total pension liability	82.86%	68.55%	70.85%	71.36%

Note: Information prior to 2014 was unavailable. Schedule is intended to show information for 10 years. Additional years will be displayed as they become available.

Amounts presented for each fiscal year were determined as of the District's measurement date which is the prior year-end.

SEE ACCOMPANYING NOTES TO THE REQUIRED SUPPLEMENTARY INFORMATION

<b>2018</b>	<b>2017</b>	<b>2016</b>	<b>2015</b>	<b>2014</b>
0.03838300%	0.03914670%	0.03889690%	0.03977800%	0.03977800%
\$ 2,293,299	\$ 2,885,177	\$ 2,219,495	\$ 2,013,142	\$ 2,365,470
\$ 1,261,443	\$ 1,217,107	\$ 1,171,002	\$ 1,155,887	\$ 1,089,147
181.80%	237.05%	189.54%	174.16%	217.19%
69.50%	62.98%	69.16%	71.70%	65.52%

**UNITED LOCAL SCHOOL DISTRICT  
COLUMBIANA COUNTY, OHIO**

SCHEDULES OF REQUIRED SUPPLEMENTARY INFORMATION

SCHEDULE OF THE DISTRICT'S PROPORTIONATE SHARE OF  
THE NET PENSION LIABILITY  
STATE TEACHERS RETIREMENT SYSTEM (STRS) OF OHIO

LAST NINE FISCAL YEARS

	<u>2022</u>	<u>2021</u>	<u>2020</u>	<u>2019</u>
District's proportion of the net pension liability	0.05434166%	0.05479348%	0.05502928%	0.05466739%
District's proportionate share of the net pension liability	\$ 6,948,070	\$ 13,258,072	\$ 12,169,395	\$ 12,020,132
District's covered payroll	\$ 6,765,207	\$ 6,607,914	\$ 6,486,236	\$ 6,476,821
District's proportionate share of the net pension liability as a percentage of its covered payroll	102.70%	200.64%	187.62%	185.59%
Plan fiduciary net position as a percentage of the total pension liability	87.78%	75.48%	77.40%	77.31%

Note: Information prior to 2014 was unavailable. Schedule is intended to show information for 10 years. Additional years will be displayed as they become available.

Amounts presented for each fiscal year were determined as of the District's measurement date which is the prior year-end.

SEE ACCOMPANYING NOTES TO THE REQUIRED SUPPLEMENTARY INFORMATION



<b>2018</b>	<b>2017</b>	<b>2016</b>	<b>2015</b>	<b>2014</b>
0.05427150%	0.05493731%	0.05229855%	0.05214904%	0.05214904%
\$ 12,892,311	\$ 18,389,174	\$ 14,453,789	\$ 12,684,451	\$ 15,109,635
\$ 6,130,086	\$ 5,849,150	\$ 5,456,479	\$ 5,328,192	\$ 5,881,446
210.31%	314.39%	264.89%	238.06%	256.90%
75.30%	66.80%	72.10%	74.70%	69.30%

**UNITED LOCAL SCHOOL DISTRICT  
COLUMBIANA COUNTY, OHIO**

SCHEDULES OF REQUIRED SUPPLEMENTARY INFORMATION

SCHEDULE OF DISTRICT PENSION CONTRIBUTIONS  
SCHOOL EMPLOYEES RETIREMENT SYSTEM (SERS) OF OHIO

LAST TEN FISCAL YEARS

	<u>2022</u>	<u>2021</u>	<u>2020</u>	<u>2019</u>
Contractually required contribution	\$ 193,877	\$ 193,193	\$ 181,247	\$ 174,665
Contributions in relation to the contractually required contribution	<u>(193,877)</u>	<u>(193,193)</u>	<u>(181,247)</u>	<u>(174,665)</u>
Contribution deficiency (excess)	<u>\$ -</u>	<u>\$ -</u>	<u>\$ -</u>	<u>\$ -</u>
District's covered payroll	\$ 1,384,836	\$ 1,379,950	\$ 1,294,621	\$ 1,293,815
Contributions as a percentage of covered payroll	14.00%	14.00%	14.00%	13.50%

SEE ACCOMPANYING NOTES TO THE REQUIRED SUPPLEMENTARY INFORMATION

<u>2018</u>	<u>2017</u>	<u>2016</u>	<u>2015</u>	<u>2014</u>	<u>2013</u>
\$ 183,638	\$ 176,602	\$ 170,395	\$ 154,338	\$ 160,206	\$ 150,738
<u>(183,638)</u>	<u>(176,602)</u>	<u>(170,395)</u>	<u>(154,338)</u>	<u>(160,206)</u>	<u>(150,738)</u>
<u>\$ -</u>	<u>\$ -</u>	<u>\$ -</u>	<u>\$ -</u>	<u>\$ -</u>	<u>\$ -</u>
\$ 1,360,281	\$ 1,261,443	\$ 1,217,107	\$ 1,171,002	\$ 1,155,887	\$ 1,089,147
13.50%	14.00%	14.00%	13.18%	13.86%	13.84%

**UNITED LOCAL SCHOOL DISTRICT  
COLUMBIANA COUNTY, OHIO**

SCHEDULES OF REQUIRED SUPPLEMENTARY INFORMATION

SCHEDULE OF DISTRICT PENSION CONTRIBUTIONS  
STATE TEACHERS RETIREMENT SYSTEM (STRS) OF OHIO

LAST TEN FISCAL YEARS

	<u>2022</u>	<u>2021</u>	<u>2020</u>	<u>2019</u>
Contractually required contribution	\$ 969,494	\$ 947,129	\$ 925,108	\$ 908,073
Contributions in relation to the contractually required contribution	<u>(969,494)</u>	<u>(947,129)</u>	<u>(925,108)</u>	<u>(908,073)</u>
Contribution deficiency (excess)	<u>\$ -</u>	<u>\$ -</u>	<u>\$ -</u>	<u>\$ -</u>
District's covered payroll	\$ 6,924,957	\$ 6,765,207	\$ 6,607,914	\$ 6,486,236
Contributions as a percentage of covered payroll	14.00%	14.00%	14.00%	14.00%

SEE ACCOMPANYING NOTES TO THE REQUIRED SUPPLEMENTARY INFORMATION

<u>2018</u>	<u>2017</u>	<u>2016</u>	<u>2015</u>	<u>2014</u>	<u>2013</u>
\$ 906,755	\$ 858,212	\$ 818,881	\$ 763,907	\$ 692,665	\$ 764,588
<u>(906,755)</u>	<u>(858,212)</u>	<u>(818,881)</u>	<u>(763,907)</u>	<u>(692,665)</u>	<u>(764,588)</u>
<u>\$ -</u>	<u>\$ -</u>	<u>\$ -</u>	<u>\$ -</u>	<u>\$ -</u>	<u>\$ -</u>
\$ 6,476,821	\$ 6,130,086	\$ 5,849,150	\$ 5,456,479	\$ 5,328,192	\$ 5,881,446
14.00%	14.00%	14.00%	14.00%	13.00%	13.00%

**UNITED LOCAL SCHOOL DISTRICT  
COLUMBIANA COUNTY, OHIO**

SCHEDULES OF REQUIRED SUPPLEMENTARY INFORMATION

SCHEDULE OF THE DISTRICT'S PROPORTIONATE SHARE OF  
THE NET OPEB LIABILITY  
SCHOOL EMPLOYEES RETIREMENT SYSTEM (SERS) OF OHIO

LAST SIX FISCAL YEARS

	<u>2022</u>	<u>2021</u>	<u>2020</u>	<u>2019</u>
District's proportion of the net OPEB liability	0.04103270%	0.03861000%	0.03964530%	0.04091220%
District's proportionate share of the net OPEB liability	\$ 776,577	\$ 839,122	\$ 996,996	\$ 1,135,015
District's covered payroll	\$ 1,379,950	\$ 1,294,621	\$ 1,293,815	\$ 1,360,281
District's proportionate share of the net OPEB liability as a percentage of its covered payroll	56.28%	64.82%	77.06%	83.44%
Plan fiduciary net position as a percentage of the total OPEB liability	24.08%	18.17%	15.57%	13.57%

Note: Information prior to 2017 was unavailable. Schedule is intended to show information for 10 years. Additional years will be displayed as they become available.

Amounts presented for each fiscal year were determined as of the District's measurement date which is the prior year-end.

SEE ACCOMPANYING NOTES TO THE REQUIRED SUPPLEMENTARY INFORMATION

	<u>2018</u>		<u>2017</u>
	0.03917740%		0.03974307%
\$	1,051,418	\$	1,132,824
\$	1,261,443	\$	1,217,107
	83.35%		93.08%
	12.46%		11.49%

**UNITED LOCAL SCHOOL DISTRICT  
COLUMBIANA COUNTY, OHIO**

SCHEDULES OF REQUIRED SUPPLEMENTARY INFORMATION

SCHEDULE OF THE DISTRICT'S PROPORTIONATE SHARE OF  
THE NET OPEB LIABILITY/ASSET  
STATE TEACHERS RETIREMENT SYSTEM (STRS) OF OHIO

LAST SIX FISCAL YEARS

	<u>2022</u>	<u>2021</u>	<u>2020</u>	<u>2019</u>
District's proportion of the net OPEB liability/asset	0.05434166%	0.05479348%	0.05502928%	0.05466739%
District's proportionate share of the net OPEB liability/(asset)	\$ (1,145,750)	\$ (962,995)	\$ (911,417)	\$ (878,449)
District's covered payroll	\$ 6,765,207	\$ 6,607,914	\$ 6,486,236	\$ 6,476,821
District's proportionate share of the net OPEB liability/asset as a percentage of its covered payroll	16.94%	14.57%	14.05%	13.56%
Plan fiduciary net position as a percentage of the total OPEB liability/asset	174.73%	182.10%	174.70%	176.00%

Note: Information prior to 2017 was unavailable. Schedule is intended to show information for 10 years. Additional years will be displayed as they become available.

Amounts presented for each fiscal year were determined as of the District's measurement date which is the prior year-end.

SEE ACCOMPANYING NOTES TO THE REQUIRED SUPPLEMENTARY INFORMATION



<u>2018</u>	<u>2017</u>
0.05427150%	0.05493731%
\$ 2,117,474	\$ 2,938,062
\$ 6,130,086	\$ 5,849,150
34.54%	50.23%
47.10%	37.33%

**UNITED LOCAL SCHOOL DISTRICT  
COLUMBIANA COUNTY, OHIO**

SCHEDULES OF REQUIRED SUPPLEMENTARY INFORMATION

SCHEDULE OF DISTRICT OPEB CONTRIBUTIONS  
SCHOOL EMPLOYEES RETIREMENT SYSTEM (SERS) OF OHIO

LAST TEN FISCAL YEARS

	<u>2022</u>	<u>2021</u>	<u>2020</u>	<u>2019</u>
Contractually required contribution	\$ 24,847	\$ 26,427	\$ 25,631	\$ 30,455
Contributions in relation to the contractually required contribution	<u>(24,847)</u>	<u>(26,427)</u>	<u>(25,631)</u>	<u>(30,455)</u>
Contribution deficiency (excess)	<u>\$ -</u>	<u>\$ -</u>	<u>\$ -</u>	<u>\$ -</u>
District's covered payroll	\$ 1,384,836	\$ 1,379,950	\$ 1,294,621	\$ 1,293,815
Contributions as a percentage of covered payroll	1.79%	1.92%	1.98%	2.35%

SEE ACCOMPANYING NOTES TO THE REQUIRED SUPPLEMENTARY INFORMATION

<u>2018</u>	<u>2017</u>	<u>2016</u>	<u>2015</u>	<u>2014</u>	<u>2013</u>
\$ 29,206	\$ 22,405	\$ 20,420	\$ 30,036	\$ 20,574	\$ 17,893
<u>(29,206)</u>	<u>(22,405)</u>	<u>(20,420)</u>	<u>(30,036)</u>	<u>(20,574)</u>	<u>(17,893)</u>
<u>\$ -</u>	<u>\$ -</u>	<u>\$ -</u>	<u>\$ -</u>	<u>\$ -</u>	<u>\$ -</u>
\$ 1,360,281	\$ 1,261,443	\$ 1,217,107	\$ 1,171,002	\$ 1,155,887	\$ 1,089,147
2.15%	1.78%	1.68%	2.56%	1.78%	1.64%

**UNITED LOCAL SCHOOL DISTRICT  
COLUMBIANA COUNTY, OHIO**

SCHEDULES OF REQUIRED SUPPLEMENTARY INFORMATION

SCHEDULE OF DISTRICT OPEB CONTRIBUTIONS  
STATE TEACHERS RETIREMENT SYSTEM (STRS) OF OHIO

LAST TEN FISCAL YEARS

	<u>2022</u>	<u>2021</u>	<u>2020</u>	<u>2019</u>
Contractually required contribution	\$ -	\$ -	\$ -	\$ -
Contributions in relation to the contractually required contribution	<u>-</u>	<u>-</u>	<u>-</u>	<u>-</u>
Contribution deficiency (excess)	<u>\$ -</u>	<u>\$ -</u>	<u>\$ -</u>	<u>\$ -</u>
District's covered payroll	\$ 6,924,957	\$ 6,765,207	\$ 6,607,914	\$ 6,486,236
Contributions as a percentage of covered payroll	0.00%	0.00%	0.00%	0.00%

SEE ACCOMPANYING NOTES TO THE REQUIRED SUPPLEMENTARY INFORMATION

<u>2018</u>	<u>2017</u>	<u>2016</u>	<u>2015</u>	<u>2014</u>	<u>2013</u>
\$ -	\$ -	\$ -	\$ -	\$ 55,626	\$ 54,613
-	-	-	-	(55,626)	(54,613)
<u>\$ -</u>	<u>\$ -</u>	<u>\$ -</u>	<u>\$ -</u>	<u>\$ -</u>	<u>\$ -</u>
\$ 6,476,821	\$ 6,130,086	\$ 5,849,150	\$ 5,456,479	\$ 5,328,192	\$ 5,881,446
0.00%	0.00%	0.00%	0.00%	1.00%	1.00%

**UNITED LOCAL SCHOOL DISTRICT  
COLUMBIANA COUNTY, OHIO**

NOTES TO THE REQUIRED SUPPLEMENTARY INFORMATION  
FOR THE FISCAL YEAR ENDED JUNE 30, 2022

PENSION

---

*SCHOOL EMPLOYEES RETIREMENT SYSTEM (SERS) OF OHIO*

*Changes in benefit terms :*

- There were no changes in benefit terms from the amounts reported for fiscal years 2014-2017.
- For fiscal year 2018, SERS changed from a fixed 3% annual increase to a Cost of Living Adjustment (COLA) based on the changes in the Consumer Price Index (CPI-W), with a cap of 2.5% and a floor of 0%.
- There were no changes in benefit terms from the amounts previously reported for fiscal year 2019.
- There were no changes in benefit terms from the amounts previously reported for fiscal year 2020.
- There were no changes in benefit terms from the amounts previously reported for fiscal year 2021.
- For fiscal year 2022, SERS changed from a Cost of Living Adjustment (COLA) of 2.5% to 2.0%.

*Changes in assumptions :*

- There were no changes in methods and assumptions used in the calculation of actuarial determined contributions for fiscal years 2014-2016.
- For fiscal year 2017, the following changes of assumptions affected the total pension liability since the prior measurement date: (a) the assumed rate of inflation was reduced from 3.25% to 3.00%, (b) payroll growth assumption was reduced from 4.00% to 3.50%, (c) assumed real wage growth was reduced from 0.75% to 0.50%, (d) rates of withdrawal, retirement and disability were updated to reflect recent experience, (e) mortality among active members was updated to RP-2014 Blue Collar Mortality Table with fully generational projection and a five year age set-back for both males and females, (f) mortality among service retired members and beneficiaries was updated to the following RP-2014 Blue Collar Mortality Table with fully generational projection with Scale BB, 120% of male rates and 110% of female rates, (g) mortality among disabled members was updated to RP-2000 Disabled Mortality Table, 90% for male rates and 100% for female rates, set back five years is used for the period after disability retirement and (h) the discount rate was reduced from 7.75% to 7.50%.
- There were no changes in methods and assumptions used in the calculation of actuarial determined contributions for fiscal year 2018.
- There were no changes in methods and assumptions used in the calculation of actuarial determined contributions for fiscal year 2019.
- There were no changes in methods and assumptions used in the calculation of actuarial determined contributions for fiscal year 2020.
- There were no changes in methods and assumptions used in the calculation of actuarial determined contributions for fiscal year 2021.
- For fiscal year 2022, the following changes of assumptions affected the total pension liability since the prior measurement date: (a) wage inflation decreased from 3.00% to 2.40%, (b) future salary increases changed from 3.50%-18.20% to 3.25%-13.58%, (c) investment rate of return decreased from 7.50% to 7.00%, (d) discount rate decreased from 7.50% to 7.00% and (e) mortality tables changed from the RP-2014 Blue Collar mortality table to the PUB-2010 General Employee Amount Weight Below Median Healthy Retiree mortality table.

*STATE TEACHERS RETIREMENT SYSTEM (STRS) OF OHIO*

*Changes in benefit terms :*

- There were no changes in benefit terms from the amounts reported for fiscal years 2014-2017.
- For fiscal year 2018, STRS decreased the Cost of Living Adjustment (COLA) to zero.
- There were no changes in benefit terms from amounts previously reported for fiscal year 2019.
- There were no changes in benefit terms from amounts previously reported for fiscal year 2020.
- There were no changes in benefit terms from amounts previously reported for fiscal year 2021.
- There were no changes in benefit terms from amounts previously reported for fiscal year 2022.

(Continued)

**UNITED LOCAL SCHOOL DISTRICT  
COLUMBIANA COUNTY, OHIO**

NOTES TO THE REQUIRED SUPPLEMENTARY INFORMATION (CONTINUED)  
FOR THE FISCAL YEAR ENDED JUNE 30, 2022

---

PENSION (CONTINUED)

---

*Changes in assumptions :*

- There were no changes in methods and assumptions used in the calculation of actuarial determined contributions for fiscal years 2014-2017.
- For fiscal year 2018, the following changes of assumption affected the total pension liability since the prior measurement date: (a) the long-term expected rate of return was reduced from 7.75% to 7.45%, (b) the inflation assumption was lowered from 2.75% to 2.50%, (c) the payroll growth assumption was lowered to 3.00%, (d) total salary increases rate was lowered by decreasing the merit component of the individual salary increases, in addition to a decrease of 0.25% due to lower inflation, (e) the healthy and disabled mortality assumptions were updated to the RP-2014 mortality tables with generational improvement scale MP-2016 and (f) rates of retirement, termination and disability were modified to better reflect anticipated future experience.
- There were no changes in methods and assumptions used in the calculation of actuarial determined contributions for fiscal year 2019.
- There were no changes in methods and assumptions used in the calculation of actuarial determined contributions for fiscal year 2020.
- There were no changes in methods and assumptions used in the calculation of actuarial determined contributions for fiscal year 2021.
- For fiscal year 2022, the following changes of assumption affected the total pension liability since the prior measurement date: (a) the long-term expected rate of return was reduced from 7.45% to 7.00% and (b) the discount rate of return was reduced from 7.45% to 7.00%.

---

OTHER POSTEMPLOYMENT BENEFITS (OPEB)

---

*SCHOOL EMPLOYEES RETIREMENT SYSTEM (SERS) OF OHIO*

*Changes in benefit terms :*

- There were no changes in benefit terms from the amounts reported for fiscal years 2014-2022.

*Changes in assumptions :*

- There were no changes in methods and assumptions used in the calculation of actuarial determined contributions for fiscal year 2017.
- For fiscal year 2018, the following changes of assumptions affected the total OPEB liability since the prior measurement date: (a) assumed rate of inflation was reduced from 3.25% to 3.00%, (b) payroll growth assumption was reduced from 4.00% to 3.50%, (c) assumed real wage growth was reduced from 0.75% to 0.50%, (d) rates of withdrawal, retirement, and disability were updated to reflect recent experience, (e) mortality among active members was updated to the following: RP-2014 Blue Collar Mortality Table with fully generational projection and a five-year age set-back for both males and females, (f) mortality among service retired members and beneficiaries was updated to the following: RP-2014 Blue Collar Mortality Table with fully generational projection with Scale BB, 120% of male rates, and 110% of female rates, (g) mortality among disabled members was updated to the following: RP-2000 Disabled Mortality Table, 90% for male rates and 100% for female rates, set back five years is used for the period after disability retirement, (h) the municipal bond index rate increased from 2.92% to 3.56% and (i) the single equivalent interest rate, net of plan investment expense, including price inflation increased from 2.98% to 3.63%.
- For fiscal year 2019, the following changes of assumptions affected the total OPEB liability since the prior measurement date: (a) the discount rate increased from 3.63% to 3.70%, (b) the health care cost trend rates for Medicare were changed from a range of 5.50%-5.00% to a range of 5.375%-4.75% and Pre-Medicare were changed from a range of 7.50%-5.00% to a range of 7.25%-4.75%, (c) the municipal bond index rate increased from 3.56% to 3.62% and (d) the single equivalent interest rate, net of plan investment expense, including price inflation increased from 3.63% to 3.70%.
- For fiscal year 2020, the following changes of assumptions affected the total OPEB liability since the prior measurement date: (a) the discount rate decreased from 3.70% to 3.22%, (b) the health care cost trend rates for Medicare were changed from a range of 5.375%-4.75% to a range of 5.25%-4.75% and Pre-Medicare were changed from a range of 7.25%-4.75% to a range of 7.00%-4.75%, (c) the municipal bond index rate decreased from 3.62% to 3.13% and (d) the single equivalent interest rate, net of plan investment expense, including price inflation decreased from 3.70% to 3.22%.
- For fiscal year 2021, the following changes of assumptions affected the total OPEB liability since the prior measurement date: (a) the discount rate decreased from 3.22% to 2.63% and (b) the municipal bond index rate decreased from 3.13% to 2.45%.
- For fiscal year 2022, the following changes of assumptions affected the total pension liability since the prior measurement date: (a) wage inflation decreased from 3.00% to 2.40%, (b) future salary increases changed from 3.50%-18.20% to 3.25%-13.58%, (c) investment rate of return decreased from 7.50% to 7.00%, (d) discount rate decreased from 7.50% to 7.00% and (e) mortality tables changed from the RP-2014 Blue Collar mortality table to the PUB-2010 General Employee Amount Weight Below Median Healthy Retiree mortality table.

(Continued)

**UNITED LOCAL SCHOOL DISTRICT  
COLUMBIANA COUNTY, OHIO**

NOTES TO THE REQUIRED SUPPLEMENTARY INFORMATION (CONTINUED)  
FOR THE FISCAL YEAR ENDED JUNE 30, 2022

OTHER POSTEMPLOYMENT BENEFITS (OPEB) (CONTINUED)

---

*STATE TEACHERS RETIREMENT SYSTEM (STRS) OF OHIO*

*Changes in benefit terms :*

- There were no changes in benefit terms from the amounts previously reported for fiscal year 2017.
- For fiscal year 2018, STRS reduced the subsidy multiplier for non-Medicare benefit recipients from 2.1% to 1.9% per year of service. Medicare Part B premium reimbursements were discontinued for certain survivors and beneficiaries and all remaining Medicare Part B premium reimbursements will be discontinued beginning January 2019.
- For fiscal year 2019, STRS increased the subsidy multiplier for non-Medicare benefit recipients from 1.9% to 1.944% per year of service effective January 1, 2019. The non-Medicare frozen subsidy base premium was increased January 1, 2019 and all remaining Medicare Part B premium reimbursements will be discontinued beginning January 1, 2020.
- For fiscal year 2020, STRS increased the subsidy percentage from 1.944% to 1.984% effective January 1, 2020. The Medicare subsidy percentages were adjusted effective January 1, 2021 to 2.1% for the Medicare plan. The Medicare Part B monthly reimbursement elimination date was postponed to January 1, 2021.
- For fiscal year 2021, the non-Medicare subsidy percentage was increased effective January 1, 2021 from 1.984% to 2.055% per year of service. The non-Medicare frozen subsidy base premium was increased effective January 1, 2021. The Medicare subsidy percentages were adjusted effective January 1, 2021 to 2.1% for the AMA Medicare plan. The Medicare Part B monthly reimbursement elimination date was postponed indefinitely.
- For fiscal year 2022, the non-Medicare subsidy percentage was increased effective January 1, 2022 from 2.055% to 2.100%. The non-Medicare frozen subsidy base premium was increased effective January 1, 2022. The Medicare Part D subsidy was updated to reflect it is expected to be negative in CY2022. The Part B monthly reimbursement elimination date was postponed indefinitely.

*Changes in assumptions :*

- There were no changes in methods and assumptions used in the calculation of actuarial determined contributions for fiscal year 2017.
- For fiscal year 2018, the following changes of assumptions affected the total OPEB liability since the prior measurement date: (a) the discount rate was increased from 3.26% to 4.13% based on the methodology defined under GASB Statement No. 74, Financial Reporting for Postemployment Benefit Plans Other Than Pension Plans (OPEB), (b) the long term expected rate of return was reduced from 7.75% to 7.45%, (c) valuation year per capita health care costs were updated, and the salary scale was modified, (d) the percentage of future retirees electing each option was updated based on current data and the percentage of future disabled retirees and terminated vested participants electing health coverage were decreased and (e) the assumed mortality, disability, retirement, withdrawal and future health care cost trend rates were modified along with the portion of rebated prescription drug costs.
- For fiscal year 2019, the following changes of assumptions affected the total OPEB liability/asset since the prior measurement date: (a) the discount rate was increased from the blended rate of 4.13% to the long-term expected rate of return of 7.45% based on the methodology defined under GASB Statement No. 74, Financial Reporting for Postemployment Benefit Plans Other Than Pension Plans (OPEB) and (b) decrease in health care cost trend rates from 6.00%-11.00% initial; 4.50% ultimate down to Medical Pre-Medicare 6.00% and Medicare 5.00% initial; 4.00% ultimate and Prescription Drug Pre-Medicare 8.00% and Medicare (5.23%) initial; 4.00% ultimate.
- For fiscal year 2020, health care cost trend rates were changed to the following: medical pre-Medicare from 6.00% initial - 4.00% ultimate down to 5.87% initial - 4.00% ultimate; medical Medicare from 5.00% initial - 4.00% ultimate down to 4.93% initial - 4.00% ultimate; prescription drug pre-Medicare from 8.00% initial - 4.00% ultimate down to 7.73% initial - 4.00% ultimate and (5.23%) initial - 4.00% ultimate up to 9.62% initial - 4.00% ultimate.
- For fiscal year 2021, health care cost trend rates were changed to the following: medical pre-Medicare from 5.87% initial - 4.00% ultimate down to 5.00% initial - 4.00% ultimate; medical Medicare from 4.93% initial - 4.00% ultimate down to -6.69% initial - 4.00% ultimate; prescription drug pre-Medicare from 7.73% initial - 4.00% ultimate down to 6.50% initial - 4.00% ultimate; prescription drug Medicare from 9.62% initial - 4.00% ultimate up to 11.87% initial - 4.00% ultimate.
- For fiscal year 2022, the following changes of assumption affected the total OPEB liability since the prior measurement date: (a) the long-term expected rate of return was reduced from 7.45% to 7.00%, (b) the discount rate of return was reduced from 7.45% to 7.00% and (c) health care cost trend rates were changed to the following: medical Medicare from -6.69% initial - 4.00% ultimate down to -16.18% initial - 4.00% ultimate; prescription drug Medicare from 11.87% initial - 4.00% ultimate up to 29.98% initial - 4.00% ultimate.



**UNITED LOCAL SCHOOL DISTRICT  
COLUMBIANA COUNTY**

**SCHEDULE OF EXPENDITURES OF FEDERAL AWARDS  
FOR THE YEAR ENDED JUNE 30, 2022**

<b>FEDERAL GRANTOR Pass Through Grantor Program / Cluster Title</b>	<b>Federal AL Number</b>	<b>Pass Through Entity Identifying Number</b>	<b>Total Federal Expenditures</b>
<b>U.S. DEPARTMENT OF AGRICULTURE</b>			
<i>Passed Through Ohio Department of Education</i>			
Child Nutrition Cluster:			
School Breakfast Program	10.553	006	\$ 114,064
National School Lunch Program	10.555	006	481,055
COVID-19 National School Lunch Program	10.555	006	18,490
National School Lunch Program -Commodities	10.555	006	39,816
Total Child Nutrition Cluster			<u>653,425</u>
Total U.S. Department of Agriculture			<u><b>653,425</b></u>
<b>U.S. DEPARTMENT OF EDUCATION</b>			
<i>Passed Through the Ohio Department of Education</i>			
Title I Grants to Local Educational Agencies	84.010	572-9121	37,600
Title I Grants to Local Educational Agencies	84.010	572-9122	206,015
Expanding Opportunities For Each Child	84.010	572-9022	6,714
Total Title I Grants to Local Educational Agencies			<u>250,329</u>
Improving Teacher Quality -State Grants	84.367	590-9022	32,386
Total Improving Teach Quality -State Grants			<u>32,386</u>
Special Education Cluster:			
COVID-19 American Rescue Plan IDEA Part B	84.027	516-9022	55,625
COVID-19 American Rescue Plan IDEA Early Childhood Special Education	84.173	587-9022	4,118
Total Special Education Cluster (IDEA, Part-B)			<u>59,743</u>
Title IV-A Student Support and Academic Enrichment	84.424	584-9022	13,754
Total Title IV-A Student Support and Academic Enrichment			<u>13,754</u>
COVID-19 Elementary and Secondary School Emergency Relief (ESSER) Fund	84.425D	507-9022	720,514
COVID-19 Elementary and Secondary School Emergency Relief (ESSER) Fund	84.425D	507-9122	317,921
Total Elementary and Secondary School Emergency Relief (ESSER) Fund			<u>1,038,435</u>
Total U.S. Department of Education			<u><b>1,394,647</b></u>
<b>U.S. DEPARTMENT OF TREASURY</b>			
<i>Passed Through the Ohio Department of Education</i>			
COVID-19 Coronavirus Relief Fund	21.019	510-9122	350,000
Total Coronavirus Relief Fund			<u>350,000</u>
Total U.S. Department of Treasury			<u><b>350,000</b></u>
<b>Total Expenditures of Federal Awards</b>			<u><b>\$ 2,398,072</b></u>

*The accompanying notes are an integral part of this schedule.*

**UNITED LOCAL SCHOOL DISTRICT  
COLUMBIANA COUNTY**

**NOTES TO THE SCHEDULE OF EXPENDITURES OF FEDERAL AWARDS  
2 CFR 200.510(b)(6)  
FOR THE YEAR ENDED JUNE 30, 2022**

**NOTE A – BASIS OF PRESENTATION**

The accompanying Schedule of Expenditures of Federal Awards (the Schedule) includes the federal award activity of United Local School District (the District's) under programs of the federal government for the year ended June 30, 2022. The information on this Schedule is prepared in accordance with the requirements of Title 2 U.S. *Code of Federal Regulations* Part 200, *Uniform Administrative Requirements, Cost Principles, and Audit Requirements for Federal Awards* (Uniform Guidance). Because the Schedule presents only a selected portion of the operations of the District, it is not intended to and does not present the financial position or changes in net position of the District.

**NOTE B – SUMMARY OF SIGNIFICANT ACCOUNTING POLICIES**

Expenditures reported on the Schedule are reported on the cash basis of accounting. Such expenditures are recognized following the cost principles contained in Uniform Guidance wherein certain types of expenditures may or may not be allowable or may be limited as to reimbursement.

**NOTE C – INDIRECT COST RATE**

The District has elected not to use the 10-percent de minimis indirect cost rate as allowed under the Uniform Guidance.

**NOTE D - CHILD NUTRITION CLUSTER**

The District commingles cash receipts from the U.S. Department of Agriculture with similar State grants. When reporting expenditures on this Schedule, the District assumes it expends federal monies first.

**NOTE E – FOOD DONATION PROGRAM**

The District reports commodities consumed on the Schedule at the entitlement value. The District allocated donated food commodities to the respective program that benefitted from the use of those donated food commodities.

# OHIO AUDITOR OF STATE KEITH FABER



88 East Broad Street  
Columbus, Ohio 43215  
ContactUs@ohioauditor.gov  
(800) 282-0370

## INDEPENDENT AUDITOR'S REPORT ON INTERNAL CONTROL OVER FINANCIAL REPORTING AND ON COMPLIANCE AND OTHER MATTERS REQUIRED BY *GOVERNMENT AUDITING STANDARDS*

United Local School District  
Columbiana County  
8143 State Route 9  
Hanoverton, Ohio 44423

To the Board of Education:

We have audited, in accordance with the auditing standards generally accepted in the United States of America and the standards applicable to financial audits contained in *Government Auditing Standards* issued by the Comptroller General of the United States (*Government Auditing Standards*), the financial statements of the governmental activities, each major fund, and the aggregate remaining fund information of the United Local School District, Columbiana County, (the District) as of and for the year ended June 30, 2022, and the related notes to the financial statements, which collectively comprise the District's basic financial statements and have issued our report thereon dated January 30, 2023. We noted the financial impact of COVID-19 and the continuing emergency measures which may impact subsequent periods of the District.

### ***Report on Internal Control Over Financial Reporting***

In planning and performing our audit of the financial statements, we considered the District's internal control over financial reporting (internal control) as a basis for designing audit procedures that are appropriate in the circumstances for the purpose of expressing our opinion on the financial statements, but not for the purpose of expressing an opinion on the effectiveness of the District's internal control. Accordingly, we do not express an opinion on the effectiveness of the District's internal control.

A *deficiency in internal control* exists when the design or operation of a control does not allow management or employees, in the normal course of performing their assigned functions, to prevent, or detect and correct misstatements on a timely basis. A *material weakness* is a deficiency, or a combination of deficiencies, in internal control, such that there is a reasonable possibility that a material misstatement of the District's financial statements will not be prevented, or detected and corrected, on a timely basis. A *significant deficiency* is a deficiency, or a combination of deficiencies, in internal control that is less severe than a material weakness, yet important enough to merit attention by those charged with governance.

Our consideration of internal control was for the limited purpose described in the first paragraph of this section and was not designed to identify all deficiencies in internal control that might be material weaknesses or significant deficiencies. Given these limitations, during our audit we did not identify any deficiencies in internal control that we consider to be material weaknesses. However, material weaknesses or significant deficiencies may exist that were not identified.

***Report on Compliance and Other Matters***

As part of obtaining reasonable assurance about whether the District's financial statements are free from material misstatement, we performed tests of its compliance with certain provisions of laws, regulations, contracts, and grant agreements, noncompliance with which could have a direct and material effect on the financial statements. However, providing an opinion on compliance with those provisions was not an objective of our audit and accordingly, we do not express such an opinion. The results of our tests disclosed an instance of noncompliance or other matter that is required to be reported under Government Auditing Standards and which is described in the accompanying schedule of findings as item 2022-001.

***District's Response to Finding***

Government Auditing Standards requires the auditor to perform limited procedures on the District's response to the finding identified in our audit and described in the accompanying schedule of findings and / or corrective action plan. The District's response was not subjected to the other auditing procedures applied in the audit of the financial statements and, accordingly, we express no opinion on the response.

***Purpose of This Report***

The purpose of this report is solely to describe the scope of our testing of internal control and compliance and the results of that testing, and not to provide an opinion on the effectiveness of the District's internal control or on compliance. This report is an integral part of an audit performed in accordance with *Government Auditing Standards* in considering the District's internal control and compliance. Accordingly, this communication is not suitable for any other purpose.



Keith Faber  
Auditor of State  
Columbus, Ohio

January 30, 2023



**INDEPENDENT AUDITOR'S REPORT ON COMPLIANCE WITH REQUIREMENTS  
APPLICABLE TO THE MAJOR FEDERAL PROGRAM AND ON INTERNAL CONTROL OVER  
COMPLIANCE REQUIRED BY THE UNIFORM GUIDANCE**

United Local School District  
Columbiana County  
8143 State Route 9  
Hanoverton, Ohio 44423

To the Board of Education:

**Report on Compliance for the Major Federal Program**

***Opinion on the Major Federal Program***

We have audited United Local School District's, Columbiana County, (the District) compliance with the types of compliance requirements identified as subject to audit in the U.S. Office of Management and Budget (OMB) *Compliance Supplement* that could have a direct and material effect on United Local School District's major federal program for the year ended June 30, 2022. United Local School District's major federal program is identified in the *Summary of Auditor's Results* section of the accompanying schedule of findings.

In our opinion, United Local School District complied, in all material respects, with the compliance requirements referred to above that could have a direct and material effect on its major federal program for the year ended June 30, 2022.

***Basis for Opinion on the Major Federal Program***

We conducted our audit of compliance in accordance with auditing standards generally accepted in the United States of America (GAAS); the standards applicable to financial audits contained in *Government Auditing Standards* issued by the Comptroller General of the United States (*Government Auditing Standards*); and the audit requirements of Title 2 U.S. *Code of Federal Regulations* Part 200, *Uniform Administrative Requirements, Cost Principles, and Audit Requirements for Federal Awards* (Uniform Guidance). Our responsibilities under those standards and the Uniform Guidance are further described in the *Auditor's Responsibilities for the Audit of Compliance* section of our report.

We are required to be independent of the District and to meet our other ethical responsibilities, in accordance with relevant ethical requirements relating to our audit. We believe that the audit evidence we have obtained is sufficient and appropriate to provide a basis for our opinion on compliance for the major federal program. Our audit does not provide a legal determination of the District's compliance with the compliance requirements referred to above.

### ***Responsibilities of Management for Compliance***

The District's Management is responsible for compliance with the requirements referred to above and for the design, implementation, and maintenance of effective internal control over compliance with the requirements of laws, statutes, regulations, rules, and provisions of contracts or grant agreements applicable to the District's federal programs.

### ***Auditor's Responsibilities for the Audit of Compliance***

Our objectives are to obtain reasonable assurance about whether material noncompliance with the compliance requirements referred to above occurred, whether due to fraud or error, and express an opinion on the District's compliance based on our audit. Reasonable assurance is a high level of assurance but is not absolute assurance and therefore is not a guarantee that an audit conducted in accordance with GAAS, *Government Auditing Standards*, and the Uniform Guidance will always detect material noncompliance when it exists. The risk of not detecting material noncompliance resulting from fraud is higher than for that resulting from error, as fraud may involve collusion, forgery, intentional omissions, misrepresentations, or the override of internal control. Noncompliance with the compliance requirements referred to above is considered material, if there is a substantial likelihood that, individually or in the aggregate, it would influence the judgment made by a reasonable user of the report on compliance about the District's compliance with the requirements of the major federal program as a whole.

In performing an audit in accordance with GAAS, *Government Auditing Standards*, and the Uniform Guidance, we:

- exercise professional judgment and maintain professional skepticism throughout the audit.
- identify and assess the risks of material noncompliance, whether due to fraud or error, and design and perform audit procedures responsive to those risks. Such procedures include examining, on a test basis, evidence regarding the District's compliance with the compliance requirements referred to above and performing such other procedures as we considered necessary in the circumstances.
- obtain an understanding of the District's internal control over compliance relevant to the audit in order to design audit procedures that are appropriate in the circumstances and to test and report on internal control over compliance in accordance with the Uniform Guidance, but not for the purpose of expressing an opinion on the effectiveness of the District's internal control over compliance. Accordingly, no such opinion is expressed.

We are required to communicate with those charged with governance regarding, among other matters, the planned scope and timing of the audit and any significant deficiencies and material weaknesses in internal control over compliance that we identified during the audit.

### **Report on Internal Control Over Compliance**

*A deficiency in internal control over compliance* exists when the design or operation of a control over compliance does not allow management or employees, in the normal course of performing their assigned functions, to prevent, or detect and correct, noncompliance with a type of compliance requirement of a federal program on a timely basis. *A material weakness in internal control over compliance* is a deficiency, or combination of deficiencies, in internal control over compliance, such that there is a reasonable possibility that material noncompliance with a type of compliance requirement of a federal program will not be prevented, or detected and corrected, on a timely basis. *A significant deficiency in internal control over compliance* is a deficiency, or a combination of deficiencies, in internal control over compliance with a type of compliance requirement of a federal program that is less severe than a material weakness in internal control over compliance, yet important enough to merit attention by those charged with governance.

Our consideration of internal control over compliance was for the limited purpose described in the *Auditor's Responsibilities for the Audit of Compliance* section above and was not designed to identify all deficiencies in internal control over compliance that might be material weaknesses or significant deficiencies in internal control over compliance. Given these limitations, during our audit we did not identify any deficiencies in internal control over compliance that we consider to be material weaknesses, as defined above. However, material weaknesses or significant deficiencies in internal control over compliance may exist that were not identified.

Our audit was not designed for the purpose of expressing an opinion on the effectiveness of internal control over compliance. Accordingly, no such opinion is expressed.

The purpose of this report on internal control over compliance is solely to describe the scope of our testing of internal control over compliance and the results of this testing based on the requirements of the Uniform Guidance. Accordingly, this report is not suitable for any other purpose.



Keith Faber  
Auditor of State  
Columbus, Ohio

January 30, 2023

**This page intentionally left blank.**



**UNITED LOCAL SCHOOL DISTRICT  
COLUMBIANA COUNTY**

**SCHEDULE OF FINDINGS  
2 CFR § 200.515  
JUNE 30, 2022**

**1. SUMMARY OF AUDITOR'S RESULTS**

<b>(d)(1)(i)</b>	<b>Type of Financial Statement Opinion</b>	Unmodified
<b>(d)(1)(ii)</b>	<b>Were there any material weaknesses in internal control reported at the financial statement level (GAGAS)?</b>	No
<b>(d)(1)(ii)</b>	<b>Were there any significant deficiencies in internal control reported at the financial statement level (GAGAS)?</b>	No
<b>(d)(1)(iii)</b>	<b>Was there any reported material noncompliance at the financial statement level (GAGAS)?</b>	Yes
<b>(d)(1)(iv)</b>	<b>Were there any material weaknesses in internal control reported for major federal programs?</b>	No
<b>(d)(1)(iv)</b>	<b>Were there any significant deficiencies in internal control reported for major federal programs?</b>	No
<b>(d)(1)(v)</b>	<b>Type of Major Programs' Compliance Opinion</b>	Unmodified
<b>(d)(1)(vi)</b>	<b>Are there any reportable findings under 2 CFR § 200.516(a)?</b>	No
<b>(d)(1)(vii)</b>	<b>Major Programs (list):</b>	Elementary and Secondary School Emergency Relief (ESSER I and II) Fund – AL #84.425D
<b>(d)(1)(viii)</b>	<b>Dollar Threshold: Type A/B Programs</b>	Type A: > \$ 750,000 Type B: all others
<b>(d)(1)(ix)</b>	<b>Low Risk Auditee under 2 CFR § 200.520?</b>	No

**2. FINDINGS RELATED TO THE FINANCIAL STATEMENTS  
REQUIRED TO BE REPORTED IN ACCORDANCE WITH GAGAS**

**1. Ohio Rev. Code § 5705.41(B) – Expenditures Exceeding Appropriations**

**FINDING NUMBER 2022-001**

NONCOMPLIANCE

Ohio Rev. Code § 5705.41(B) prohibits a subdivision or taxing authority unit from making any expenditure of money unless it has been appropriated in accordance with the Ohio Revised Code.

Due to inadequate policies and procedures in approving and reviewing budget versus actual information, the District's General, Permanent Improvement and Classroom Facilities Funds had expenditures in excess of appropriations of \$460, \$12,741 and \$3,162,830, respectively as of June 30, 2022.

Failure to have adequate appropriations in place at the time expenditures are made could cause expenditures to exceed available resources, further resulting in deficit spending practices.

The Board of Education should closely monitor expenditures and appropriations and make the necessary appropriation amendments, if possible, to reduce the likelihood of expenditures exceeding appropriations. Additionally, the Treasurer should deny payment requests exceeding appropriations when appropriations are inadequate to cover the expenditures.

**Official's Response:** See Corrective Action Plan

**3. FINDINGS AND QUESTIONED COSTS FOR FEDERAL AWARDS**

None



8143 State Route 9 ♦ Hanoverton, Ohio 44423  
Phone: (330) 223-1521 ♦ (330) 223-1555  
Fax: (330)223-2363

Direct Numbers:  
*Elementary School* - (330) 223-8001  
*High School* - (330) 223-7102

**CORRECTIVE ACTION PLAN**  
**2 CFR § 200.511(c)**  
**JUNE 30, 2022**

**Finding Number:** 2022-001  
**Planned Corrective Action:** The Treasurer will ensure to review budgetary reports provided to the Board of Education to ensure the information being reviewed and approved is complete and accurate  
**Anticipated Completion Date:** 01/30/2023  
**Responsible Contact Person:** Melissa Baker

**This page intentionally left blank.**

# OHIO AUDITOR OF STATE KEITH FABER



**UNITED LOCAL SCHOOL DISTRICT  
COLUMBIANA COUNTY**

**AUDITOR OF STATE OF OHIO CERTIFICATION**

This is a true and correct copy of the report, which is required to be filed pursuant to Section 117.26, Revised Code, and which is filed in the Office of the Ohio Auditor of State in Columbus, Ohio.



**Certified for Release 3/2/2023**

88 East Broad Street, Columbus, Ohio 43215  
Phone: 614-466-4514 or 800-282-0370

This report is a matter of public record and is available online at  
[www.ohioauditor.gov](http://www.ohioauditor.gov)