

PATRIOT PREPARATORY ACADEMY  
FRANKLIN COUNTY  
SINGLE AUDIT  
FOR THE FISCAL YEAR ENDED JUNE 30, 2023



Millhuff-Stang, CPA, Inc.  
8841 Ohio River Road / Wheelersburg, Ohio 45694 / Phone: 740.876.8548  
45 West Second Street, Suite D / Chillicothe, Ohio 45601 / Phone: 740.851.4978  
Fax: 888.876.8549

[natalie@millhuffstangcpa.com](mailto:natalie@millhuffstangcpa.com) / [roush@millhuffstangcpa.com](mailto:roush@millhuffstangcpa.com)  
[www.milhuffstangcpa.com](http://www.milhuffstangcpa.com)



OHIO AUDITOR OF STATE  
KEITH FABER



65 East State Street  
Columbus, Ohio 43215  
ContactUs@ohioauditor.gov  
800-282-0370

Members of the Board  
Patriot Preparatory Academy  
4938 Beatrice Dr  
Columbus, OH 43227

We have reviewed the *Independent Auditor's Report* of the Patriot Preparatory Academy, Franklin County, prepared by Millhuff-Stang, CPA, Inc., for the audit period July 1, 2022 through June 30, 2023. Based upon this review, we have accepted these reports in lieu of the audit required by Section 117.11, Revised Code. The Auditor of State did not audit the accompanying financial statements and, accordingly, we are unable to express, and do not express an opinion on them.

Our review was made in reference to the applicable sections of legislative criteria, as reflected by the Ohio Constitution, and the Revised Code, policies, procedures and guidelines of the Auditor of State, regulations and grant requirements. The Patriot Preparatory Academy is responsible for compliance with these laws and regulations.

A handwritten signature in cursive script that reads "Keith Faber".

Keith Faber  
Auditor of State  
Columbus, Ohio

June 04, 2024

**This page intentionally left blank.**

**Patriot Preparatory Academy**  
**Franklin County**  
*Table of Contents*  
For the Fiscal Year Ended June 30, 2023

---

| <u>Title</u>  | <u>Page</u> |
|---|-------------|
| Independent Auditor’s Report.....   | 1           |
| Management’s Discussion and Analysis .....  | 4           |
| Basic Financial Statements:   |             |
| Statement of Net Position .....   | 11          |
| Statement of Revenues, Expenses and Changes in Net Position.....  | 12          |
| Statement of Cash Flows .....   | 13          |
| Notes to the Basic Financial Statements .....   | 14          |
| Required Supplementary Information:   |             |
| Schedule of the Academy’s Proportionate Share of the Net Pension Liability – School<br>Employees Retirement System of Ohio – Last Ten Fiscal Years .....    | 45          |
| Schedule of the Academy’s Proportionate Share of the Net Pension Liability – State<br>Teachers Retirement System of Ohio – Last Ten Fiscal Years.....       | 46          |
| Schedule of the Academy’s Pension Contributions – School Employees Retirement System of<br>Ohio – Last Ten Fiscal Years.....                                | 47          |
| Schedule of the Academy’s Pension Contributions – State Teachers Retirement System of<br>Ohio – Last Ten Fiscal Years.....                                  | 48          |
| Schedule of the Academy’s Proportionate Share of the Net OPEB Liability – School<br>Employees Retirement System of Ohio – Last Seven Fiscal Years.....      | 49          |
| Schedule of the Academy’s Proportionate Share of the Net OPEB Liability/Asset – State<br>Teachers Retirement System of Ohio – Last Seven Fiscal Years ..... | 50          |
| Schedule of the Academy’s OPEB Contributions – School Employees Retirement System of<br>Ohio – Last Ten Fiscal Years.....                                   | 51          |
| Schedule of the Academy’s OPEB Contributions – State Teachers Retirement System of<br>Ohio – Last Ten Fiscal Years.....                                     | 52          |
| Notes to the Required Supplementary Information.....  | 53          |
| Schedule of Federal Awards Expenditures.....  | 59          |
| Notes to the Schedule of Federal Awards Expenditures .....  | 60          |

|   |    |
|---|----|
| Report on Internal Control Over Financial Reporting and on Compliance and Other Matters Based on an Audit of Financial Statements Performed in Accordance With <i>Government Auditing Standards</i> ..... | 61 |
| Report on Compliance For Each Major Federal Program and on Internal Control Over Compliance Required by the Uniform Guidance .....  | 63 |
| Schedule of Findings and Questioned Costs .....   | 66 |
| Corrective Action Plan.....   | 68 |
| Schedule of Prior Audit Findings.....   | 69 |

**Independent Auditor's Report**

Members of the Board  
Patriot Preparatory Academy  
4938 Beatrice Drive  
Columbus, Ohio 43227

**Report on the Audit of the Financial Statements**

***Opinion***

We have audited the financial statements of Patriot Preparatory Academy, Franklin County, Ohio (the Academy), as of and for the year ended June 30, 2023, and the related notes to the financial statements, which collectively comprise the Academy's basic financial statements as listed in the table of contents.

In our opinion, the accompanying financial statements referred to above present fairly, in all material respects, the financial position of Patriot Preparatory Academy, Franklin County, Ohio, as of June 30, 2023, and the respective changes in financial position and cash flows thereof for the year then ended in accordance with accounting principles generally accepted in the United States of America.

***Basis for Opinion***

We conducted our audit in accordance with auditing standards generally accepted in the United States of America (GAAS) and the standards applicable to financial audits contained in *Government Auditing Standards*, issued by the Comptroller General of the United States (*Government Auditing Standards*). Our responsibilities under those standards are further described in the Auditor's Responsibilities for the Audit of the Financial Statements section of our report. We are required to be independent of the Academy, and to meet our other ethical responsibilities, in accordance with the relevant ethical requirements relating to our audit. We believe that the audit evidence we have obtained is sufficient and appropriate to provide a basis for our audit opinion.

***Responsibilities of Management for the Financial Statements***

Management is responsible for the preparation and fair presentation of the financial statements in accordance with accounting principles generally accepted in the United States of America, and for the design, implementation, and maintenance of internal control relevant to the preparation and fair presentation of financial statements that are free from material misstatement, whether due to fraud or error.

In preparing the financial statements, management is required to evaluate whether there are conditions or events, considered in the aggregate, that raise substantial doubt about the Academy's ability to continue as a going concern for twelve months beyond the financial statement date, including any currently known information that may raise substantial doubt shortly thereafter.

***Auditor's Responsibilities for the Audit of the Financial Statements***

Our objectives are to obtain reasonable assurance about whether the financial statements as a whole are free from material misstatement, whether due to fraud or error, and to issue an auditor's report that includes our opinion. Reasonable assurance is a high level of assurance but is not absolute assurance and therefore is not a guarantee that an audit conducted in accordance with GAAS and *Government Auditing Standards* will always detect a material misstatement when it exists. The risk of not detecting a material misstatement resulting from fraud is higher than for one resulting from error, as fraud may involve collusion, forgery, intentional omissions, misrepresentations, or the override of internal control. Misstatements are considered material if there is a substantial likelihood that, individually or in the aggregate, they would influence the judgment made by a reasonable user based on the financial statements.

In performing an audit in accordance with GAAS and *Government Auditing Standards*, we

- exercise professional judgment and maintain professional skepticism throughout the audit.
- identify and assess the risks of material misstatement of the financial statements, whether due to fraud or error, and design and perform audit procedures responsive to those risks. Such procedures include examining, on a test basis, evidence regarding the amounts and disclosures in the financial statements.
- obtain an understanding of internal control relevant to the audit in order to design audit procedures that are appropriate in the circumstances, but not for the purpose of expressing an opinion on the effectiveness of the Academy's internal control. Accordingly, no such opinion is expressed.
- evaluate the appropriateness of accounting policies used and the reasonableness of significant accounting estimates made by management, as well as evaluate the overall presentation of the financial statements.
- conclude whether, in our judgment, there are conditions or events, considered in the aggregate, that raise substantial doubt about the Academy's ability to continue as a going concern for a reasonable period of time.

We are required to communicate with those charged with governance regarding, among other matters, the planned scope and timing of the audit, significant audit findings, and certain internal control-related matters that we identified during the audit.

***Required Supplementary Information***

Accounting principles generally accepted in the United States of America require that the management's discussion and analysis, the schedules of the Academy's proportionate share of the net pension/OPEB liabilities/assets, and the schedules of the Academy's pension/OPEB contributions be presented to supplement the basic financial statements. Such information is the responsibility of management and, although not a part of the basic financial statements, is required by the Governmental Accounting Standards Board who considers it to be an essential part of financial reporting for placing the basic financial statements in an appropriate operational, economic, or historical context. We have applied certain limited procedures to the required supplementary information in accordance with GAAS, which consisted of inquiries of management about the methods of preparing the information and comparing the information for consistency with management's responses to our inquiries, the basic financial statements, and other knowledge we obtained during our audit of the basic financial statements. We do not express an opinion or provide any assurance on the information because the limited procedures do not provide us with sufficient evidence to express an opinion or provide any assurance.

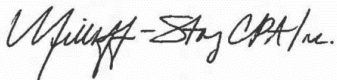


***Supplementary Information***

Our audit was conducted for the purpose of forming an opinion on the financial statements that collectively comprise the Academy's basic financial statements. The schedule of federal awards expenditures, as required by Title 2 U.S. *Code of Federal Regulations* Part 200, *Uniform Administrative Requirements, Cost Principles, and Audit Requirements for Federal Awards*, is presented for purposes of additional analysis and is not a required part of the basic financial statements. Such information is the responsibility of management and was derived from and relates directly to the underlying accounting and other records used to prepare the basic financial statements. The information has been subjected to the auditing procedures applied in the audit of the basic financial statements and certain additional procedures, including comparing and reconciling such information directly to the underlying accounting and other records used to prepare the basic financial statements or to the basic financial statements themselves, and other additional procedures in accordance with GAAS. In our opinion, the schedule of federal awards expenditures is fairly stated, in all material respects, in relation to the basic financial statements as a whole.

**Other Reporting Required by *Government Auditing Standards***

In accordance with *Government Auditing Standards*, we have also issued our report dated April 19, 2024 on our consideration of the Academy's internal control over financial reporting and on our tests of its compliance with certain provisions of laws, regulations, contracts, and grant agreements and other matters. The purpose of that report is solely to describe the scope of our testing of internal control over financial reporting and compliance and the results of that testing, and not to provide an opinion on the effectiveness of the Academy's internal control over financial reporting or on compliance. That report is an integral part of an audit performed in accordance with *Government Auditing Standards* in considering the Academy's internal control over financial reporting and compliance.



Millhuff-Stang, CPA, Inc.  
Chillicothe, Ohio

April 19, 2024

**PATRIOT PREPARATORY ACADEMY  
FRANKLIN COUNTY, OHIO**

Management's Discussion and Analysis  
For the Year Ended June 30, 2023  
(Unaudited)

---

The management's discussion and analysis of Patriot Preparatory Academy's (the Academy) financial performance provides an overall view of the Academy's financial activities for the fiscal year ended June 30, 2023. The intent of this discussion and analysis is to look at the Academy's financial performance as a whole; readers should also review the notes to the basic financial statements and the basic financial statements to enhance their understanding of the Academy's financial performance.

**Key Financial Highlights of the Academy**

Key 2023 financial highlights for the Academy are as follows:

- The Academy saw the net position increase by \$4,296,111 during fiscal year 2023. The Academy is required to report a net pension liability and OPEB liability of \$6,624,256 as some of the components that significantly reduces the Academy's net position. By removing the items, and related deferrals, included from GASB 68 and GASB 75, the Academy would report a net position of \$10,578,568.
- The total assets of the Academy were \$14,287,836 as of June 30, 2023 which is up over 40% from fiscal year 2022. The Academy saw the cash balance increase \$602,740 with the higher FTE counts and additional grant revenues. The Academy also recognized a \$3,265,978 receivable for funds awarded under the Ohio Facilities Construction Commission (OFCC) Community School Classroom Facilities Grants Program.
- The Academy decreased the overall debt associated with the Academy by \$265,346.

**Using this Annual Financial Report and Overview of Financial Statements**

This annual report consists of four components: the management's discussion and analysis, the basic financial statements, notes to those statements and required supplementary information related to pension and other postemployment benefits. The basic financial statements include a statement of net position, a statement of revenues, expenses and changes in net position, and a statement of cash flows.

The statement of net position presents information on all the Academy's assets, deferred outflows, liabilities and deferred inflows, with the difference between these reported as net position. Over time, increases or decreases in net position may serve as a useful indicator of whether the financial position of the Academy is improving or deteriorating.

The statement of revenues, expenses and changes in net position presents information showing how the Academy's net position changed during the most recent fiscal year.

The statement of cash flows presented the sources and uses of the Academy's cash and how it changed during the most recent fiscal year.

**PATRIOT PREPARATORY ACADEMY  
FRANKLIN COUNTY, OHIO**

Management's Discussion and Analysis  
For the Year Ended June 30, 2023  
(Unaudited)

**Financial Analysis**

Table 1 provides a summary of the Academy's net position at fiscal year-end for fiscal years 2023 and 2022 (GAAP basis).

**Table 1  
Net Position at Year End**

|                                  | 2023                | 2022                |
|----------------------------------|---------------------|---------------------|
| <b>Assets:</b>                   |                     |                     |
| Current and Other Assets         | \$ 7,329,288        | \$ 3,883,120        |
| Noncurrent Assets                | 6,958,548           | 6,331,933           |
| <b>Total Assets</b>              | <b>14,287,836</b>   | <b>10,215,053</b>   |
| Deferred Outflows                | 2,697,532           | 2,590,836           |
| <b>Liabilities</b>               |                     |                     |
| Current Liabilities              | 987,093             | 1,255,149           |
| Long-term Liabilities            |                     |                     |
| Net Pension Liability            | 6,274,285           | 3,493,068           |
| Net OPEB Liability               | 349,971             | 416,616             |
| Other Long-term Liabilities      | 2,147,140           | 2,400,255           |
| <b>Total Liabilities</b>         | <b>9,758,489</b>    | <b>7,565,088</b>    |
| Deferred Inflows                 | 1,624,362           | 3,934,395           |
| <b>Net Position:</b>             |                     |                     |
| Net investment in capital assets | 3,960,258           | 2,896,803           |
| Restricted                       | 3,407,069           | 217,857             |
| Unrestricted (Deficit)           | (1,764,810)         | (1,808,254)         |
| <b>Total Net Position</b>        | <b>\$ 5,602,517</b> | <b>\$ 1,306,406</b> |

The net pension liability (NPL) is the largest single liability reported by the Academy at June 30, 2023 and is reported pursuant to GASB Statement 68, "Accounting and Financial Reporting for Pensions—an Amendment of GASB Statement 27." The Academy also reports a net OPEB liability/asset under GASB Statement 75, "Accounting and Financial Reporting for Postemployment Benefits Other Than Pensions," which significantly revises accounting for costs and liabilities related to other postemployment benefits (OPEB). For reasons discussed below, many end users of this financial statement will gain a clearer understanding of the Academy's actual financial condition by adding deferred inflows related to pension and OPEB, the net pension liability and the net OPEB liability to the reported net position and subtracting net OPEB asset and deferred outflows related to pension and OPEB.

**PATRIOT PREPARATORY ACADEMY  
FRANKLIN COUNTY, OHIO**

Management's Discussion and Analysis  
For the Year Ended June 30, 2023  
(Unaudited)

---

Governmental Accounting Standards Board standards are national and apply to all government financial reports prepared in accordance with generally accepted accounting principles. Prior accounting for pensions (GASB 27) and postemployment benefits (GASB 45) focused on a funding approach. This approach limited pension and OPEB costs to contributions annually required by law, which may or may not be sufficient to fully fund each plan's *net pension liability* or *net OPEB liability/asset*. GASB 68 and GASB 75 take an earnings approach to pension and OPEB accounting; however, the nature of Ohio's statewide pension/OPEB plans and state law governing those systems requires additional explanation in order to properly understand the information presented in these statements.

GASB 68 and GASB 75 require the net pension liability and the net OPEB liability/asset to equal the Academy's proportionate share of each plan's collective:

1. Present value of estimated future pension/OPEB benefits attributable to active and inactive employees' past service
2. Minus plan assets available to pay these benefits

GASB notes that pension and OPEB obligations, whether funded or unfunded, are part of the "employment exchange" – that is, the employee is trading his or her labor in exchange for wages, benefits, and the promise of a future pension and other postemployment benefits. GASB noted that the unfunded portion of this promise is a present obligation of the government, part of a bargained-for benefit to the employee, and should accordingly be reported by the government as a liability since they received the benefit of the exchange. However, the Academy is not responsible for certain key factors affecting the balance of these liabilities. In Ohio, the employee shares the obligation of funding pension benefits with the employer. Both employer and employee contribution rates are capped by State statute. A change in these caps requires action of both Houses of the General Assembly and approval of the Governor. Benefit provisions are also determined by State statute. The Ohio Revised Code permits, but does not require the retirement systems to provide healthcare to eligible benefit recipients. The retirement systems may allocate a portion of the employer contributions to provide for these OPEB benefits.

The employee enters the employment exchange with the knowledge that the employer's promise is limited not by contract but by law. The employer enters the exchange also knowing that there is a specific, legal limit to its contribution to the retirement system. In Ohio, there is no legal means to enforce the unfunded liability of the pension/OPEB plan *as against the public employer*. State law operates to mitigate/lessen the moral obligation of the public employer to the employee, because all parties enter the employment exchange with notice as to the law. The retirement system is responsible for the administration of the pension and OPEB plans.

**PATRIOT PREPARATORY ACADEMY  
FRANKLIN COUNTY, OHIO**

Management's Discussion and Analysis  
For the Year Ended June 30, 2023  
(Unaudited)

---

Most long-term liabilities have set repayment schedules or, in the case of compensated absences (i.e. sick and vacation leave), are satisfied through paid time-off or termination payments. There is no repayment schedule for the net pension liability or the net OPEB liability. As explained above, changes in benefits, contribution rates, and return on investments affect the balance of these liabilities, but are outside the control of the local government. In the event that contributions, investment returns, and other changes are insufficient to keep up with required payments, State statute does not assign/identify the responsible party for the unfunded portion. Due to the unique nature of how the net pension liability and the net OPEB liability are satisfied, these liabilities are separately identified within the long-term liability section of the statement of net position.

In accordance with GASB 68 and GASB 75, the Academy's statements prepared on an accrual basis of accounting include an annual pension expense and an annual OPEB expense for their proportionate share of each plan's *change* in net pension liability and net OPEB liability/asset, respectively, not accounted for as deferred inflows/outflows.

Other than the pension items, the Academy saw current assets increase by \$3,446,168 as the Academy saw the cash activity increase over \$0.6 million and intergovernmental receivables increased over \$2.85 million. The Academy's cash balance increased due to strong FTE counts and solid fiscal management of those resources. Intergovernmental receivables increased due primarily to the recognition of a receivable from OFCC, which was partially offset by a decrease in CCIP receivables. The current liabilities decreased as there were additional accounts and contracts payable in fiscal year 2022 including the window replacement project. The accrued wages increased with a higher number of staff during fiscal year 2023. Other long-term liabilities decreased as the Academy paid down the mortgage, lease and subscription liabilities. The net pension liabilities increased due to the changes reported by the retirement systems.

**PATRIOT PREPARATORY ACADEMY  
FRANKLIN COUNTY, OHIO**

Management's Discussion and Analysis  
For the Year Ended June 30, 2023  
(Unaudited)

**Financial Analysis**

Table 2 shows the change in net position for the fiscal years ended June 30, 2023 and June 30, 2022.

**Table 2  
Changes in Net Position**

|   | 2023         | 2022         |
|---|--------------|--------------|
| <b>Operating Revenues:</b>              |              |              |
| State Foundation                        | \$ 6,985,079 | \$ 6,969,839 |
| Charges for Services/Fees               | 13,870       | 21,831       |
| Other                                   | 145,527      | 160,413      |
| Total Operating Revenues                | 7,144,476    | 7,152,083    |
| <b>Operating Expenses:</b>              |              |              |
| Salaries                                | 4,583,030    | 3,988,341    |
| Fringe Benefits                         | 1,280,630    | 811,836      |
| Purchased Services                      | 979,360      | 1,108,060    |
| Materials and Supplies                  | 833,716      | 750,352      |
| Depreciation                            | 376,792      | 317,953      |
| Other                                   | 44,560       | 480          |
| Total Operating Expenses                | 8,098,088    | 6,977,022    |
| Operating Income (Loss)                 | (953,612)    | 175,061      |
| <b>Nonoperating Revenues (Expenses)</b> |              |              |
| Federal and State Grants                | 2,065,862    | 1,890,314    |
| OFCC Grants                             | 3,265,978    | -            |
| Investment Earnings                     | 39,848       | -            |
| Interest Expenses                       | (121,965)    | (133,038)    |
| Total Nonoperating Revenues (Expenses)  | 5,249,723    | 1,757,276    |
| Change in Net Position                  | 4,296,111    | 1,932,337    |
| Net Position, Beginning of Year         | 1,306,406    | (625,931)    |
| Net Position, End of the Year           | \$ 5,602,517 | \$ 1,306,406 |

**PATRIOT PREPARATORY ACADEMY  
FRANKLIN COUNTY, OHIO**

Management's Discussion and Analysis  
For the Year Ended June 30, 2023  
(Unaudited)

---

As the student population stayed strong during fiscal year 2023, the Academy saw the foundation revenue increase over last year by \$15,240. The federal and state grant revenue increased by \$175,548 as the Academy saw more students eligible for grants and the Academy received additional grant revenue from the federal government during 2023. The Academy also recognized OFCC grant revenues of \$3,265,978 in fiscal year 2023. The Academy's operating expenses were higher in fiscal year 2023 as the Academy's salaries continue to increase with staffing based on needs and activities related to the student population. Fringe benefits did increase as the Academy actually reported a net pension/OPEB income in fiscal year 2022 (essentially a negative expense) which offsets the fringe benefit expense compared to an expense in 2023. This impacted expenses by an increase of \$552,642.

**Budget Highlights**

Unlike other public schools located in the State of Ohio, community schools are not required to follow the budgetary provisions set forth in Ohio Rev. Code Chapter 5705, unless specifically provided by the Academy's contract with its Sponsor. The contract between the Academy and its Sponsor prescribes an annual budget requirement as part of preparing a five year forecast, which is updated on a bi-annual basis.

**Capital Assets**

At the end of 2023, the Academy had \$6,383,513 (net of \$5,173,311 in accumulated depreciation) invested in land, buildings and improvements, and furniture and equipment. Table 3 shows the fiscal year 2023 balances compared to fiscal year 2022:

Table 3  
Capital Assets at June 30 (net)

|                                   | 2023        | Restated<br>2022 | Change      |
|-----------------------------------|-------------|------------------|-------------|
| Land and CIP                      | \$439,843   | \$549,240        | (\$109,397) |
| Building and Improvements         | 5,739,323   | 5,083,588        | 655,735     |
| Subscription Assets               | 1,541       | 18,492           | (16,951)    |
| Furniture, Equipment and Vehicles | 202,806     | 237,354          | (34,548)    |
| Totals                            | \$6,383,513 | \$5,888,674      | \$494,839   |

For more information on the Academy's capital assets refer to note 6 of the notes to the financial statements.

**Debt**

At June 30, 2023, the Academy paid down \$210,800 on the mortgage payable. The current balance of that liability and two financed purchases are \$2,406,255. For more information on the Academy's debt refer to Note 11 of the notes to the financial statements.

**PATRIOT PREPARATORY ACADEMY  
FRANKLIN COUNTY, OHIO**

Management's Discussion and Analysis  
For the Year Ended June 30, 2023  
(Unaudited)

---

**Current Financial Issues**

The Academy continues to see strong enrollment. The Academy received funding in 2023 based on 698 FTE students. The Academy receives its funding mostly from state aid. Foundation revenue for fiscal year 2024 as of November 2023 amounts to \$7,708,700 on 725 FTE, which is up \$1,652,867 over the June 2023 calculation as the phase in continues to increase.

**Contacting the Academy**

This financial report is designed to provide a general overview of the finances of the Academy and to show the Academy's accountability for the monies it receives to all vested and interested parties, as well as meeting the annual reporting requirements of the State of Ohio. Any questions about the information contained within this report or requests for additional financial information should be directed to the Treasurer of the Academy, 4938 Beatrice Drive, Columbus, Ohio 43227-2113.



**PATRIOT PREPARATORY ACADEMY  
FRANKLIN COUNTY, OHIO  
STATEMENT OF NET POSITION**

**AS OF JUNE 30, 2023**

**Assets:**

|                              |                  |
|------------------------------|------------------|
| Current assets:              |                  |
| Cash and cash equivalents    | \$ 3,929,856     |
| Intergovernmental receivable | 3,399,432        |
| Total current assets         | <u>7,329,288</u> |

Noncurrent assets:

|                               |                  |
|-------------------------------|------------------|
| Net OPEB asset                | 575,035          |
| Capital assets:               |                  |
| Nondepreciable capital assets | 439,843          |
| Depreciable capital assets    | 5,943,670        |
| Total capital assets          | <u>6,383,513</u> |
| Total noncurrent assets       | <u>6,958,548</u> |

**Total Assets** 14,287,836

**Deferred Outflows of Resources:**

|         |           |
|---------|-----------|
| Pension | 2,456,888 |
| OPEB    | 240,644   |

**Total Deferred Outflows of Resources** 2,697,532

**Liabilities:**

|   |                |
|---|----------------|
| Current liabilities                           |                |
| Accounts payable                              | 104,309        |
| Accrued wages and benefits payable            | 530,798        |
| Intergovernmental payable                     | 92,871         |
| Current portion of financed purchases payable | 37,715         |
| Current portion of long term debt             | 221,400        |
| Total current liabilities                     | <u>987,093</u> |

Long term liabilities

|   |                  |
|---|------------------|
| Net Pension liability                       | 6,274,285        |
| Net OPEB liability                          | 349,971          |
| Financed purchases payable (net of current) | 26,588           |
| Long term debt (net of current)             | 2,120,552        |
| Total long term liabilities                 | <u>8,771,396</u> |

**Total Liabilities** 9,758,489

**Deferred Inflows of Resources:**

|         |           |
|---------|-----------|
| Pension | 591,117   |
| OPEB    | 1,033,245 |

**Total Deferred Inflows of Resources** 1,624,362

**Net Position:**

|                                  |                    |
|----------------------------------|--------------------|
| Net investment in capital assets | 3,960,258          |
| Restricted                       | 3,407,069          |
| Unrestricted (Deficit)           | <u>(1,764,810)</u> |

**Total Net Position** \$ 5,602,517

See accompanying notes to the basic financial statements

**PATRIOT PREPARATORY ACADEMY  
FRANKLIN COUNTY, OHIO  
STATEMENT OF REVENUES, EXPENSES AND CHANGES IN NET POSITION**

**FOR THE FISCAL YEAR ENDED JUNE 30, 2023**

|  |                            |
|--|----------------------------|
| <b>Operating revenues:</b>                       |                            |
| Foundation payments                              | \$ 6,985,079               |
| Donations  | 19,829                     |
| Charges for services                             | 13,870                     |
| Extracurricular activities                       | 116,281                    |
| Other operating revenues                         | <u>9,417</u>               |
| <b>Total operating revenues</b>                  | <u><u>7,144,476</u></u>    |
| <b>Operating expenses:</b>                       |                            |
| Salaries   | 4,583,030                  |
| Fringe benefits                                  | 1,127,888                  |
| Changes in net pension and OPEB                  | 152,742                    |
| Purchased services                               | 979,360                    |
| Materials and supplies                           | 833,716                    |
| Depreciation                                     | 376,792                    |
| Other operating expenses                         | <u>44,560</u>              |
| <b>Total operating expenses</b>                  | <u><u>8,098,088</u></u>    |
| Operating Loss                                   | (953,612)                  |
| <b>Non-Operating revenues and expenses:</b>      |                            |
| Federal and state grants                         | 2,065,862                  |
| OFCC grants                                      | 3,265,978                  |
| Investment Earnings                              | 39,848                     |
| Interest expense                                 | <u>(121,965)</u>           |
| <b>Total non-operating revenues and expenses</b> | <u><u>5,249,723</u></u>    |
| <b>Change in net position</b>                    | 4,296,111                  |
| Net position at beginning of year                | <u>1,306,406</u>           |
| Net position at end of year                      | <u><u>\$ 5,602,517</u></u> |

See accompanying notes to the basic financial statements

**PATRIOT PREPARATORY ACADEMY  
FRANKLIN COUNTY, OHIO  
STATEMENT OF CASH FLOWS**

**FOR THE FISCAL YEAR ENDED JUNE 30, 2023**

**Increase (decrease) in cash and cash equivalents**

**Cash flows from operating activities:**

|   |                  |
|---|------------------|
| Cash received from State of Ohio - Foundation                 | \$ 6,992,245     |
| Cash received from classroom materials and fees and user fees | 137,467          |
| Cash received from other operating revenues                   | 35,307           |
| Cash payments for personal services                           | (5,612,927)      |
| Cash payments for purchased services                          | (1,024,425)      |
| Cash payments for supplies and materials                      | (835,716)        |
| Cash payments for other expenses                              | (44,760)         |
| Net cash used for operating activities                        | <u>(352,809)</u> |

**Cash flows from noncapital financing activities:**

|  |                  |
|--|------------------|
| Cash received from state and federal grants          | <u>2,478,288</u> |
| Net cash provided by noncapital financing activities | <u>2,478,288</u> |

**Cash flows from capital and related financing activities:**

|   |                    |
|---|--------------------|
| Acquisition of capital assets                             | (1,175,276)        |
| Principal paid on debt obligations                        | (265,346)          |
| Interest paid on debt obligations                         | (121,965)          |
| Net cash used by capital and related financing activities | <u>(1,562,587)</u> |

**Cash flows from investing activities:**

|                   |               |
|-------------------|---------------|
| Investment income | <u>39,848</u> |
|-------------------|---------------|

|  |                         |
|--|-------------------------|
| Net change in cash and cash equivalents        | 602,740                 |
| Cash and Cash Equivalents at beginning of year | <u>3,327,116</u>        |
| Cash and Cash Equivalents at end of year       | <u><u>3,929,856</u></u> |

Reconciliation of operating loss to net cash used for operating activities:

|   |                  |
|---|------------------|
| Operating Loss  | (953,612)        |
| Adjustments to reconcile operating loss<br>to net cash used for operating activities: |                  |
| Depreciation  | 376,792          |
| Change in assets and liabilities:   |                  |
| Decrease in accounts receivable   | 7,316            |
| Decrease in intergovernmental receivable  | 2,808            |
| Increase in deferred outflows   | (106,696)        |
| Decrease in accounts payable  | (35,763)         |
| Increase in accrued wages and benefits  | 66,827           |
| Increase in intergovernmental payable   | 16,756           |
| Decrease in deferred inflows  | (2,310,033)      |
| Change in net pension/opeb asset/liability  | <u>2,582,796</u> |

|  |                     |
|--|---------------------|
| Net cash used for operating activities | <u>\$ (352,809)</u> |
|--|---------------------|

Non-cash transactions: The Academy reports \$16,625 of construction in progress as payables during fiscal year 2023 and \$320,270 in fiscal year 2022.

See accompanying notes to the basic financial statements

**PATRIOT PREPARATORY ACADEMY  
FRANKLIN COUNTY, OHIO**

Notes to the Basic Financial Statements  
For the Year Ended June 30, 2023

---

**NOTE 1 – DESCRIPTION OF THE REPORTING ENTITY**

Patriot Preparatory Academy (the Academy) is a nonprofit corporation established pursuant to Ohio Revised Code Chapter 3314 and 1702. The Academy’s mission is to provide an orderly and supportive environment whereby students experience preparations for college, career and life. The Academy operates on a foundation which fosters character building for all students, parents and staff members. The Academy, which is part of the State’s education program, is nonsectarian in its programs, admission policies, employment practices, and all other operations. The Academy may acquire facilities as needed and contract for any services necessary for the operation of the Academy.

The Academy was approved for operation under a contract with the Reynoldsburg City Academy Board of Education (the Sponsor) for a period of five years commencing July 1, 2010 and ending June 30, 2015. The contract was renewed and in place for the period July 1, 2015 until June 30, 2017. The Academy switched sponsors to St. Aloysius Orphanage for July 1, 2017 to June 30, 2021. The contract was renewed through June 30, 2026. The Sponsor is responsible for evaluating the performance of the Academy and has the authority to deny renewal of the contract at its expiration or terminate the contract prior to its expiration.

The Academy is not considered a component unit for reporting purposes, in accordance with Governmental Accounting Standards Board (GASB) Statement No. 14, “The Financial Reporting Entity” as amended by GASB Statement No. 39, “Determining Whether Certain Organizations Are Component Units,” GASB Statement No. 61, “The Financial Reporting Entity: Omnibus,” and GASB Statement No. 97 “Certain Component Unit Criteria, and accounting and financial reporting for Internal Revenue Code Section 457 Deferred Compensation Plans.”

The Academy operates under the direction of a five member Governing Board. The Governing Board is responsible for carrying out the provisions of the contract, which include but are not limited to, state-mandated provisions regarding student population, curriculum, academic goals, performance standards, admission standards, and qualifications of teachers. The Governing Board controls the Academy’s instructional/support facility staffed by 29 non-certified and 63 certified employees serving 698 students.

**NOTE 2 – SUMMARY OF SIGNIFICANT ACCOUNTING POLICIES**

The financial statements of the Academy have been prepared in conformity with generally accepted accounting principles (GAAP) as applied to a governmental nonprofit organization. The Governmental Accounting Standards Board (GASB) is the accepted standard-setting body for establishing governmental accounting and financial reporting principles. Following are the more significant of the Academy’s accounting policies.

**A. Basis of Presentation**

The Academy’s basic financial statements consist of a statement of net position, a statement of revenues, expenses and changes in net position, and a statement of cash flows. The Academy uses enterprise accounting to track and report on its financial activities. Enterprise fund reporting focuses on the determination of the change in net position, financial position and cash flows.

**PATRIOT PREPARATORY ACADEMY  
FRANKLIN COUNTY, OHIO**

Notes to the Basic Financial Statements  
For the Year Ended June 30, 2023

---

**NOTE 2 – SUMMARY OF SIGNIFICANT ACCOUNTING POLICIES (continued)**

**B. Measurement Focus and Basis of Accounting**

Enterprise accounting uses a flow of economic resources measurement focus. With this measurement focus, all assets, deferred outflows of resources, all liabilities and deferred inflows of resources are included on the statement of net position. The statement of revenues, expenses, and changes in net position presents increases (e.g. revenues) and decreases (e.g. expenses) in total net position. The statement of cash flows reflects how the Academy finances and meets its cash flow needs.

**C. Budgetary Process**

Unlike other public schools located in the State of Ohio, community schools are not required to follow budgetary provisions set forth in Ohio Revised Code Chapter 5705, unless specifically provided in the contract between the Academy and its Sponsor. The contract between the Academy and its Sponsor does prescribe an annual budget requirement in addition to preparing a five-year forecast, which is to be updated on an annual basis.

**D. Cash and Investments**

All monies received by the Academy are accounted for by the Academy's treasurer. All cash received is maintained in accounts in the Academy's name. Monies for the Academy are maintained in bank accounts or temporarily used to purchase short-term investments.

During fiscal year 2023, investments were limited to STAR Ohio. STAR Ohio (the State Treasury Asset Reserve in Ohio), is an investment pool managed by the State Treasurer's Office which allows governments within the State to pool their funds for investment purposes. STAR Ohio is not registered with the SEC as an investment company, but has adopted Governmental Accounting Standards Board (GASB), Statement No.79, "Certain External Investment Pools and Pool Participants." The Academy measures their investment in STAR Ohio at the net asset value (NAV) per share provided by STAR Ohio. The NAV per share is calculated on an amortized cost basis that provides an NAV per share that approximates fair value.

There were no limitations or restrictions on any participant withdrawals due to redemption notice periods, liquidity fees, or redemption gates. However, 24 hours advance notice is appreciated for deposits and withdrawals of \$100 million or more. STAR Ohio reserves the right to limit the transaction to \$250 million per day, requiring the excess amount to be transacted the following business day(s), but only to the \$250 million limit. All accounts of the participant will be combined for these purposes.

For presentation on the financial statements, investments of the cash management pool and investments with original maturities of three months or less at the time they are purchased by the Academy are considered to be cash equivalents. Investments with an initial maturity of more than three months that are not purchased from the pool are reported as investments.

**PATRIOT PREPARATORY ACADEMY  
FRANKLIN COUNTY, OHIO**

Notes to the Basic Financial Statements  
For the Year Ended June 30, 2023

---

**NOTE 2 – SUMMARY OF SIGNIFICANT ACCOUNTING POLICIES (continued)**

**E. Capital Assets and Depreciation**

Capital assets are capitalized at cost (or estimated historical cost) and updated for additions and retirements during the year. Donated capital assets are recorded at their acquisition values as of the date received. The Academy maintains a capitalization threshold of \$5,000. The Academy does not possess any infrastructure.

Improvements are capitalized; the costs of normal maintenance and repairs that do not add to the value of the asset or materially extend an asset's life are not.

Capital assets are depreciated over the remaining useful lives of the related capital assets. Depreciation is computed using the straight line method over the following useful lives:

| <u>Description</u>                | <u>Estimated Lives</u> |
|-----------------------------------|------------------------|
| Building and Improvements         | 25                     |
| Furniture, Equipment and Vehicles | 10                     |
| Subscription Assets               | 3                      |

**F. Intergovernmental Revenues**

The Academy currently participates in the State Foundation Program and State Special Education Program. Revenues from these programs are recognized as operating revenues in the accounting period in which all eligibility requirements are met.

Grants and entitlements are recognized as non-operating revenues in the accounting period in which all eligibility requirements are met.

Eligibility requirements include timing requirements, which specify the year when the resources are required to be used or the fiscal year when use is first permitted, matching requirements, in which the Academy must provide local resources to be used for a specified purpose, and expenditure requirements, in which the resources are provided to the Academy on a reimbursement basis.

Amounts awarded under the items above for the year ended June 30, 2023 totaled \$9,050,941.

The Academy also participates in the Ohio Facilities Construction Commission's Community School Classroom Facilities Grants Program where the Academy was awarded \$3,265,978.

**G. Accrued Liabilities and Long-Term Obligations**

All accrued liabilities and long-term obligations are reported in the basic financial statements.

**PATRIOT PREPARATORY ACADEMY  
FRANKLIN COUNTY, OHIO**

Notes to the Basic Financial Statements  
For the Year Ended June 30, 2023

---

**NOTE 2 – SUMMARY OF SIGNIFICANT ACCOUNTING POLICIES (continued)**

**H. Net Position**

Net position represents the difference between assets and deferred outflows and liabilities and deferred inflows. Net investment in capital assets consist of capital assets, net of accumulated depreciation, reduced by the outstanding balances of any borrowings used for the acquisitions, construction or improvement of those assets. Net position is reported as restricted when there are limitations imposed on their use either through the enabling legislation adopted by the Academy or through external restrictions imposed by creditors, grantors or laws or regulations of other governments. The Academy applies restricted resources when an expense is incurred for purposes for which both restricted and unrestricted net position is available.

**I. Deferred Outflows/Inflows of Resources**

In addition to assets, the statement of net position will sometimes report a separate section for deferred outflows of resources. Deferred outflows of resources represent a consumption of net position that applies to a future period and will not be recognized as an outflow of resources (expense) until then. For the Academy, deferred outflows of resources are reported on the statement of net position for pension and OPEB. The deferred outflows of resources related to pension and OPEB plans are explained in Notes 9 and 10.

In addition to liabilities, the statement of net position reports a separate section for deferred inflows of resources. Deferred inflows of resources represent an acquisition of net position that applies to a future period and will not be recognized as an inflow of resources (revenue) until that time. For the Academy, deferred inflows of resources include pension and OPEB. Deferred inflows of resources related to pension and OPEB are reported on the statement of net position. (See Notes 9 and 10)

**J. Pensions/Other Postemployment Benefits (OPEB)**

For purposes of measuring the net pension/OPEB asset/liability, deferred outflows of resources and deferred inflows of resources related to pensions/OPEB, and pension/OPEB expense, information about the fiduciary net position of the pension/OPEB plans and additions to/deductions from their fiduciary net position have been determined on the same basis as they are reported by the pension/OPEB systems. For this purpose, benefit payments (including refunds of employee contributions) are recognized when due and payable in accordance with the benefit terms. The pension systems report investments at fair value.

**K. Estimates**

The preparation of financial statements in conformity with generally accepted accounting principles requires management to make estimates and assumptions that affect the certain reported amounts disclosure. Accordingly, actual results may differ from those estimates.

**PATRIOT PREPARATORY ACADEMY  
FRANKLIN COUNTY, OHIO**

Notes to the Basic Financial Statements  
For the Year Ended June 30, 2023

---

**NOTE 2 – SUMMARY OF SIGNIFICANT ACCOUNTING POLICIES (continued)**

**L. Operating Revenues and Expenses**

Operating revenues are those revenues that are generated directly from the primary activities. For the Academy, these revenues are primarily the State Foundation program and specific charges to the students or users of the Academy. Operating expenses are necessary costs incurred to provide the good or service that is the primary activity of the Academy. Revenues and expenses not meeting this definition are reported as non-operating.

**NOTE 3 – CASH AND CASH EQUIVALENTS**

Monies held by the Academy are classified by State statute into three categories.

Active monies are public monies determined to be necessary to meet current demands upon the Academy Treasury. Active monies must be maintained either as cash in the Academy Treasury, in commercial accounts payable or withdrawable on demand, including negotiable order of withdrawal (NOW) accounts, or in money market deposit accounts.

Inactive deposits are public deposits that the Board has identified as not required for use within the current five year period of designation of depositories. Inactive deposits must either be evidenced by certificates of deposit maturing not later than the end of the current period of designation of depositories, or by savings or deposit accounts including, but not limited to, passbook accounts.

Interim monies are those monies that are not needed for immediate use but which will be needed before the end of the current period of designation of depositories. Interim deposits must be evidenced by time certificates of deposit maturing not more than one year from the date of deposit or by savings or deposit accounts, including passbook accounts. Interim monies held by the Academy can be deposited or invested in the following securities:

1. United States Treasury bills, bonds, notes, or any other obligation or security issued by the United States Treasury, or any other obligation guaranteed as to principal and interest by the United States;
2. Bonds, notes, debentures, or any other obligation or security issued by any federal government agency or instrumentality including, but not limited to, the Federal National Mortgage Association, Federal Home Loan Bank, Federal Farm Credit Bank, Federal Home Loan Mortgage Corporation, and Government National Mortgage Association. All federal agency securities shall be direct issuances of federal government agencies or instrumentalities;
3. Written repurchase agreements in the securities listed above provided that the market value of the securities subject to the repurchase agreement must exceed the principal value of the agreement by at least two percent and to be marked to market daily, and that the term of the agreement must not exceed thirty days;



**PATRIOT PREPARATORY ACADEMY  
FRANKLIN COUNTY, OHIO**

Notes to the Basic Financial Statements  
For the Year Ended June 30, 2023

---

**NOTE 3 – CASH AND CASH EQUIVALENTS (continued)**

4. Bonds and other obligations of the State of Ohio or Ohio local governments, and with certain limitations including a requirement for maturity within ten years from the date of settlement, bonds and other obligations of political subdivisions of the State of Ohio, if training requirements have been met;
5. Time certificates of deposit or savings or deposit accounts including, but not limited to, passbook accounts;
6. No-load money market mutual funds consisting exclusively of obligations described in division (1) or (2) and repurchase agreements secured by such obligations, provided that investments in securities described in this division are made through eligible institutions;
7. The State Treasurer’s investment pool (STAR Ohio); and
8. Certain bankers’ acceptances (for a period not to exceed one hundred eighty days) and commercial paper notes (for a period not to exceed two hundred seventy days) in an amount not to exceed 40 percent of the interim monies available for investment at any one time if training requirements have been met. The investment in commercial paper notes of a single issuer shall not exceed in the aggregate five percent of interim moneys available for investment at the time of purchase.

Investments in stripped principal or interest obligations, reverse repurchase agreements, and derivatives are prohibited. The issuance of taxable notes for the purpose of arbitrage, the use of leverage, and short selling are also prohibited. An investment must mature within five years from the date of purchase unless matched to a specific obligation or debt of the Academy, and must be purchased with the expectation that it will be held to maturity. Investments may only be made through specified dealers and institutions.

Deposits:

At fiscal year end June 30, 2023, the carrying amount of the Academy’s deposits was \$2,395,725 and the bank balance was \$2,466,550. Of the bank balance, \$2,154,026 was not exposed to custodial credit risk as discussed below, while \$312,524 was covered by Federal Deposit Insurance.

The Academy has no deposit policy for custodial risk beyond the requirements of State statute. Ohio law requires that deposits be either insured or be protected by eligible securities pledged to and deposited either with the Academy or a qualified trustee by the financial institution as security for repayment. Participation in the Ohio Pooled Collateral System (OPCS), a collateral pool of eligible securities deposited with a qualified trustee and pledged to the Treasurer of State to secure the repayment of all public monies deposited in the financial institution. OPCS requires the total market value of the securities pledged to be 102 percent of the deposits being secured or a rate set by the Treasurer of State.

Investments:

As of June 30, 2023, the Academy had \$1,534,131 invested in STAR Ohio.

**PATRIOT PREPARATORY ACADEMY  
FRANKLIN COUNTY, OHIO**

Notes to the Basic Financial Statements  
For the Year Ended June 30, 2023

---

**NOTE 3 – CASH AND CASH EQUIVALENTS (continued)**

The Academy categorizes its fair value measurements within the fair value hierarchy established by generally accepted accounting principles. The hierarchy is based on the valuation inputs used to measure the fair value of the asset. Level 1 inputs are quoted prices in active markets for identical assets. Level 2 inputs are significant other observable inputs. Level 3 inputs are significant unobservable inputs. The above table identifies the Academy's recurring fair value measurements as of June 30, 2023. As discussed further in note 2, STAR Ohio is reported at its share price.

**Interest Rate Risk** – Interest rate risk is the risk that changes in interest rates will adversely affect the fair value of an investment. In accordance with the investment policy, the Academy manages its exposure to declines in fair value by limiting the weighted average maturity of its investment portfolio.

**Credit Risk** – Credit risk is the risk that an issuer or other counterparty to an investment will not fulfill its obligations. The Academy's investment policy does not address credit risk beyond the requirements of the Ohio Revised Code. The Academy limited its investments to STAROhio. STAROhio is rated AAAM by Standard & Poor's.

**Concentration of Credit Risk** – Concentration of credit risk is the risk of loss attributed to the magnitude of a government's investment in a single user. The Academy's investment policy allows investments in STAROhio, repurchase agreements, and securities or obligations of federal agencies or instrumentalities. 100% of the Academy's investments are in STAROhio.

**Custodial Credit Risk** – Custodial credit risk is the risk that in the event of the failure of the counterparty, the Academy will not be able to recover the value of its investments or collateral securities that are in the possession of an outside party. The Academy's investment policy does not address custodial credit risk beyond the requirements of the Ohio Revised Code. All of the Academy's securities are held in the name of the Academy.

**NOTE 4 – PURCHASED SERVICES**

For the fiscal year ended June 30, 2023, purchased services expenses are as follows:

|                                |    |                |
|--------------------------------|----|----------------|
| Professional and Technical     | \$ | 280,660        |
| Insurance                      |    | 60,014         |
| Sponsorship                    |    | 180,270        |
| Utilities                      |    | 103,238        |
| Legal Services                 |    | 85,838         |
| Communications                 |    | 19,058         |
| Travel/Meetings/Transportation |    | 31,241         |
| Property Services              |    | 194,701        |
| Other                          |    | 24,340         |
|                                | \$ | <u>979,360</u> |

**PATRIOT PREPARATORY ACADEMY  
FRANKLIN COUNTY, OHIO**

Notes to the Basic Financial Statements  
For the Year Ended June 30, 2023

**NOTE 5 – RECEIVABLES**

Receivables at June 30, 2023, primarily consist of intergovernmental receivables arising from grants, entitlement and shared revenues. All receivables are considered collectable in full. The Academy reported \$4,154 state and federal lunch subsidies, \$16,035 for ESSER, \$55,991 for American Rescue Plan Grant, \$2,235 for School Improvement Grants, \$33,770 for Title VI-B, \$9,320 for Title I, \$11,699 for Title IV-A, \$250 for Title II-A, and \$3,265,978 for the OFCC program.

**NOTE 6 – CAPITAL ASSETS**

Capital asset activity for the fiscal year ended June 30, 2023:

|   | Restated<br>Balance<br>6/30/22 | Additions        | Deductions         | Balance<br>6/30/23 |
|---|--------------------------------|------------------|--------------------|--------------------|
| Capital Assets Not Being Depreciated        |                                |                  |                    |                    |
| Land  | \$228,970                      | \$0              | \$0                | \$228,970          |
| Construction in Progress                    | 320,270                        | 210,873          | (320,270)          | 210,873            |
| Total Capital Assets Not Being Depreciated  | <u>549,240</u>                 | <u>210,873</u>   | <u>(320,270)</u>   | <u>439,843</u>     |
| Capital Assets Being Depreciated            |                                |                  |                    |                    |
| Building and Improvements                   | 9,297,010                      | 936,931          | 0                  | 10,233,941         |
| Subscription Assets                         | 54,320                         | 0                | 0                  | 54,320             |
| Furniture, Equipment and Vehicles           | 784,623                        | 44,097           | 0                  | 828,720            |
| Total Capital Assets Being Depreciated      | <u>10,135,953</u>              | <u>981,028</u>   | <u>0</u>           | <u>11,116,981</u>  |
| Less Accumulated Depreciation               |                                |                  |                    |                    |
| Building and Improvements                   | (4,213,422)                    | (281,196)        | 0                  | (4,494,618)        |
| Subscription Assets                         | (35,828)                       | (16,951)         | 0                  | (52,779)           |
| Furniture, Equipment and Vehicles           | (547,269)                      | (78,645)         | 0                  | (625,914)          |
| Total Accumulated Depreciation              | <u>(4,796,519)</u>             | <u>(376,792)</u> | <u>0</u>           | <u>(5,173,311)</u> |
| Total Capital Assets Being Depreciated, Net | <u>5,339,434</u>               | <u>604,236</u>   | <u>0</u>           | <u>5,943,670</u>   |
| Capital Assets, Net                         | <u>\$5,888,674</u>             | <u>\$815,109</u> | <u>(\$320,270)</u> | <u>\$6,383,513</u> |

**NOTE 7 – SPONSORSHIP AGREEMENT**

The Academy has entered into a sponsorship agreement with St. Aloysius Orphanage (the Sponsor), whereby, the Sponsor shall receive compensation for services provided to the Academy. The Sponsor shall provide the Academy Treasurer with fiscal oversight and administrative support related to the following:

- A. Support to ensure that the financial records of the Academy are maintained pursuant to rules of the Auditor of State.
- B. Compliance with the policies and procedures regarding internal financial control of the Academy.
- C. Compliance with the requirements and procedures for financial audits by the Auditor of State.

During the fiscal year, the Academy paid the Sponsor \$180,270 in sponsorship fees.

**PATRIOT PREPARATORY ACADEMY  
FRANKLIN COUNTY, OHIO**

Notes to the Basic Financial Statements  
For the Year Ended June 30, 2023

---

**NOTE 8 – RISK MANAGEMENT**

**A. Insurance Coverage**

The Academy is exposed to various risks of loss related to torts; thefts of, damage to, and destruction of assets; errors and omissions; injuries to employees, and natural disasters. During the fiscal year ending June 30, 2023, the Academy contracted with Cincinnati Insurance Company for the following insurance coverage:

| <u>Coverage</u>              | <u>Limits of<br/>Coverage</u> |
|------------------------------|-------------------------------|
| General liability:           |                               |
| Each occurrence              | \$ 1,000,000                  |
| Aggregate                    | 2,000,000                     |
| Umbrella liability:          |                               |
| Each occurrence              | 5,000,000                     |
| Aggregate                    | 5,000,000                     |
| Business auto:               |                               |
| Each occurrence              | 1,000,000                     |
| Employee benefits liability: |                               |
| Each occurrence              | 1,000,000                     |
| Aggregate                    | 3,000,000                     |

There was no significant reduction in coverage from the prior year. Settlement amount have not exceeded coverage amounts in each of the past three years.

**B. Workers' Compensation**

The Academy pays the State Workers' Compensation System a premium for employee injury coverage. The premium is calculated by multiplying the monthly gross payroll by a factor that is calculated by the State.

**NOTE 9 -- DEFINED BENEFIT PENSION PLANS**

***Net Pension Liability***

The net pension liability reported on the statement of net position represents a liability to employees for pensions. Pensions are a component of exchange transactions—between an employer and its employees—of salaries and benefits for employee services. Pensions are provided to an employee—on a deferred-payment basis—as part of the total compensation package offered by an employer for employee services each financial period. The obligation to sacrifice resources for pensions is a present obligation because it was created as a result of employment exchanges that already have occurred.

**PATRIOT PREPARATORY ACADEMY  
FRANKLIN COUNTY, OHIO**

Notes to the Basic Financial Statements  
For the Year Ended June 30, 2023

---

**NOTE 9 -- DEFINED BENEFIT PENSION PLANS (continued)**

The net pension liability represents the Academy's proportionate share of each pension plan's collective actuarial present value of projected benefit payments attributable to past periods of service, net of each pension plan's fiduciary net position. The net pension liability calculation is dependent on critical long-term variables, including estimated average life expectancies, earnings on investments, cost of living adjustments and others. While these estimates use the best information available, unknowable future events require adjusting this estimate annually.

The Ohio Revised Code limits the Academy's obligation for this liability to annually required payments. The Academy cannot control benefit terms or the manner in which pensions are financed; however, the Academy does receive the benefit of employees' services in exchange for compensation including pension.

GASB 68 assumes the liability is solely the obligation of the employer, because (1) they benefit from employee services; and (2) State statute requires all funding to come from these employers. All contributions to date have come solely from these employers (which also includes costs paid in the form of withholdings from employees). State statute requires the pension plans to amortize unfunded liabilities within 30 years. If the amortization period exceeds 30 years, each pension plan's board must propose corrective action to the State legislature. Any resulting legislative change to benefits or funding could significantly affect the net pension liability. Resulting adjustments to the net pension liability would be effective when the changes are legally enforceable.

The proportionate share of each plan's unfunded benefits is presented as a long-term *net pension liability* on the accrual basis of accounting. Any liability for the contractually-required pension contribution outstanding at the end of the year is included in *intergovernmental payable* on the accrual basis of accounting.

***Plan Description - School Employees Retirement System (SERS)***

Plan Description – The Academy's non-teaching employees participate in SERS, a cost-sharing multiple-employer defined benefit pension plan administered by SERS. SERS provides retirement, disability and survivor benefits, annual cost-of-living adjustments, and death benefits to plan members and beneficiaries. Authority to establish and amend benefits is provided by Ohio Revised Code Chapter 3309. SERS issues a publicly available, stand-alone financial report that includes financial statements, required supplementary information and detailed information about SERS' fiduciary net position. That report can be obtained by visiting the SERS website at [www.ohsers.org](http://www.ohsers.org) under Employers/Audit Resources.

**PATRIOT PREPARATORY ACADEMY  
FRANKLIN COUNTY, OHIO**

Notes to the Basic Financial Statements  
For the Year Ended June 30, 2023

**NOTE 9 -- DEFINED BENEFIT PENSION PLANS (continued)**

Age and service requirements for retirement are as follows:

|                              | Eligible to<br>Retire on or before<br>August 1, 2017 *                          | Eligible to<br>Retire on or after<br>August 1, 2017                                  |
|------------------------------|---|--|
| Full Benefits                | Any age with 30 years of service credit   | Age 67 with 10 years of service credit; or<br>Age 57 with 30 years of service credit |
| Actuarially Reduced Benefits | Age 55 with 25 years of service credit<br>Age 60 with 5 years of service credit | Age 62 with 10 years of service credit; or<br>Age 60 with 25 years of service credit |

\* Members with 25 years of service credit as of August 1, 2017, will be included in this plan.

Annual retirement benefits are calculated based on final average salary multiplied by a percentage that varies based on years of service; 2.2 percent for the first thirty years of service and 2.5 percent for years of service credit over 30. Final average salary is the average of the highest three years of salary.

An individual whose benefit effective date is before April 1, 2018, is eligible for a cost of living adjustment (COLA) on the first anniversary date of the benefit. New benefit recipients must wait until the fourth anniversary of their benefit for COLA eligibility. The COLA is added each year to the base benefit amount on the anniversary date of the benefit. The COLA is indexed to the percentage increase in the CPI-W, not to exceed 2.5 percent and with a floor of 0 percent. A three-year COLA suspension was in effect for all benefit recipients for the years 2018, 2019, and 2020. The Retirement Board approved a 2.5 percent COLA for calendar year 2023.

Funding Policy – Plan members are required to contribute 10 percent of their annual covered salary and the Academy is required to contribute 14 percent of annual covered payroll. The contribution requirements of plan members and employers are established and may be amended by the SERS' Retirement Board up to statutory maximum amounts of 10 percent for plan members and 14 percent for employers. The Retirement Board, acting with the advice of the actuary, allocates the employer contribution rate among four of the System's funds (Pension Trust Fund, Death Benefit Fund, Medicare B Fund, and Health Care Fund). For the fiscal year ended June 30, 2023, the allocation to pension, death benefits, and Medicare B was 14.0 percent. For fiscal year 2023, the Retirement Board did not allocate any employer contribution to the Health Care Fund.

The Academy's contractually required contribution to SERS was \$132,808 for fiscal year 2023. Of this amount \$17,399 is reported as an intergovernmental payable.

**PATRIOT PREPARATORY ACADEMY  
FRANKLIN COUNTY, OHIO**

Notes to the Basic Financial Statements  
For the Year Ended June 30, 2023

---

**NOTE 9 -- DEFINED BENEFIT PENSION PLANS (continued)**

***Plan Description - State Teachers Retirement System (STRS)***

Plan Description – Academy licensed teachers and other faculty members participate in STRS Ohio, a cost-sharing multiple employer public employee system administered by STRS. STRS provides retirement and disability benefits to members and death and survivor benefits to beneficiaries. STRS issues a stand-alone financial report that includes financial statements, required supplementary information, and detailed information about STRS’ fiduciary net position. That report can be obtained by writing to STRS, 275 E. Broad St., Columbus, OH 43215-3771, by calling (888) 227-7877, or by visiting the STRS Web site at [www.strsoh.org](http://www.strsoh.org).

New members have a choice of three retirement plans; a Defined Benefit (DB) Plan, a Defined Contribution (DC) Plan, and a Combined Plan. Benefits are established by Ohio Revised Code Chapter 3307.

The DB plan offers an annual retirement allowance based on final average salary multiplied by a percentage that varies based on years of service. Effective August 1, 2015, the calculation is 2.2 percent of final average salary for the five highest years of earnings multiplied by all years of service. In April 2017, the Retirement Board made the decision to reduce COLA granted on or after July 1, 2017, to 0 percent upon a determination by its actuary that it was necessary to preserve the fiscal integrity of the retirement system. Benefit recipients’ base benefit and past cost-of living increases are not affected by this change. Effective July 1, 2022, an ad-hoc COLA of 3 percent of the base benefit was granted to eligible benefit recipients to begin on the anniversary of their retirement benefit in fiscal year 2023 as long as they retired prior to July 1, 2018. Eligibility changes will be phased in until August 1, 2023, when retirement eligibility for unreduced benefits will be five years of service credit and age 65, or 35 years of service credit and at least age 60.

Eligibility changes for DB Plan members who retire with actuarially reduced benefits will be phased in until August 1, 2023, when retirement eligibility will be five years of qualifying service credit and age 60, or 30 years of service credit regardless of age.

The DC Plan allows members to place all their member contributions and 9.53 percent of the 14 percent employer contributions into an investment account. The member determines how to allocate the member and employer money among various investment choices offered by STRS. The remaining 4.47 percent of the 14 percent employer rate is allocated to the defined benefit unfunded liability. A member is eligible to receive a retirement benefit at age 50 and termination of employment. The member may elect to receive a lifetime monthly annuity or a lump sum withdrawal.

The Combined Plan offers features of both the DB Plan and the DC Plan. In the Combined Plan, 12 percent of the 14 percent member rate is deposited into the member’s DC account and the remaining 2 percent is applied to the DB Plan. Member contributions to the DC Plan are allocated among investment choices by the member, and contributions to the DB Plan from the employer and the member are used to fund the defined benefit payment at a reduced level from the regular DB Plan. The defined benefit portion of the Combined Plan payment is payable to a member on or after age 60 with five years of service. The defined contribution portion of the account may be taken as a lump sum payment or converted to a lifetime monthly annuity at age fifty and after termination of employment.

**PATRIOT PREPARATORY ACADEMY  
FRANKLIN COUNTY, OHIO**

Notes to the Basic Financial Statements  
For the Year Ended June 30, 2023

---

**NOTE 9 -- DEFINED BENEFIT PENSION PLANS (continued)**

New members who choose the DC plan or Combined Plan will have another opportunity to reselect a permanent plan during their fifth year of membership. Members may remain in the same plan or transfer to another STRS plan. The optional annuitization of a member's defined contribution account or the defined contribution portion of a member's Combined Plan account to a lifetime benefit results in STRS bearing the risk of investment gain or loss on the account. STRS has therefore included all three plan options as one defined benefit plan for GASB 68 reporting purposes.

A DB or Combined Plan member with five or more years of credited service who is determined to be disabled may qualify for a disability benefit. New members on or after July 1, 2013, must have at least ten years of qualifying service credit that apply for disability benefits. Members in the DC Plan who become disabled are entitled only to their account balance. Eligible survivors of members who die before service retirement may qualify for monthly benefits. If a member of the DC Plan dies before retirement benefits begin, the member's designated beneficiary is entitled to receive the member's account balance.

Funding Policy – Employer and member contribution rates are established by the State Teachers Retirement Board and limited by Chapter 3307 of the Ohio Revised Code. The fiscal year 2023 employer and employee contribution rate of 14 percent was equal to the statutory maximum rates. For fiscal year 2023, the full employer contribution was allocated to pension.

The Academy's contractually required contribution to STRS was \$437,511 for fiscal year 2023. Of this amount \$50,399 is reported as an intergovernmental payable.

***Pension Liabilities, Pension Expense, and Deferred Outflows of Resources and Deferred Inflows of Resources Related to Pensions***

The net pension liability was measured as of June 30, 2022, and the total pension liability used to calculate the net pension liability was determined by an actuarial valuation as of that date. The Academy's proportion of the net pension liability was based on the Academy's share of contributions to the pension plan relative to the contributions of all participating entities. Following is information related to the proportionate share and pension expense (income):

|   | SERS        | STRS         | Total       |
|---|-------------|--------------|-------------|
| Proportion of the Net Pension Liability -<br>prior measurement date   | 0.0218188%  | 0.021023301% |             |
| Proportion of the Net Pension Liability -<br>current measurement date | 0.0247274%  | 0.022207860% |             |
| Change in proportionate share   | 0.0029086%  | 0.001184559% |             |
| Proportionate Share of the Net<br>Pension Liability                   | \$1,337,450 | \$4,936,835  | \$6,274,285 |
| Pension Expense (Income)  | (\$38,065)  | \$935,945    | \$897,880   |



**PATRIOT PREPARATORY ACADEMY  
FRANKLIN COUNTY, OHIO**

Notes to the Basic Financial Statements  
For the Year Ended June 30, 2023

**NOTE 9 -- DEFINED BENEFIT PENSION PLANS (continued)**

At June 30, 2023, the Academy reported deferred outflows of resources and deferred inflows of resources related to pensions from the following sources:

|  | <u>SERS</u>             | <u>STRS</u>               | <u>Total</u>              |
|--|-------------------------|---------------------------|---------------------------|
| <b>Deferred Outflows of Resources</b>  |                         |                           |                           |
| Differences between expected and actual experience                               | \$54,168                | \$63,198                  | \$117,366                 |
| Net difference between projected and actual earnings on pension plan investments | 0                       | 171,791                   | 171,791                   |
| Changes in proportion share  | 108,187                 | 885,235                   | 993,422                   |
| Changes in assumptions   | 13,197                  | 590,793                   | 603,990                   |
| Academy contributions subsequent to the measurement date                         | <u>132,808</u>          | <u>437,511</u>            | <u>570,319</u>            |
| Total Deferred Outflows of Resources   | <u><u>\$308,360</u></u> | <u><u>\$2,148,528</u></u> | <u><u>\$2,456,888</u></u> |
| <b>Deferred Inflows of Resources</b>   |                         |                           |                           |
| Net difference between projected and actual earnings on pension plan investments | \$46,671                | \$0                       | \$46,671                  |
| Differences between expected and actual experience                               | 8,780                   | 18,881                    | 27,661                    |
| Changes in assumptions   | 0                       | 444,696                   | 444,696                   |
| Changes in proportion share  | <u>72,089</u>           | <u>0</u>                  | <u>72,089</u>             |
| Total Deferred Inflows of Resources  | <u><u>\$127,540</u></u> | <u><u>\$463,577</u></u>   | <u><u>\$591,117</u></u>   |

\$570,319 reported as deferred outflows of resources related to pension resulting from Academy contributions subsequent to the measurement date will be recognized as a reduction of the net pension liability in the year ending June 30, 2024. Other amounts reported as deferred outflows of resources and deferred inflows of resources related to pension will be recognized in pension expense as follows:

| Fiscal Year Ending June 30: | <u>SERS</u>            | <u>STRS</u>               | <u>Total</u>              |
|-----------------------------|------------------------|---------------------------|---------------------------|
| 2024                        | (\$11,642)             | \$355,400                 | \$343,758                 |
| 2025                        | 48,764                 | 281,658                   | 330,422                   |
| 2026                        | (66,670)               | 109,700                   | 43,030                    |
| 2027                        | <u>77,560</u>          | <u>500,682</u>            | <u>578,242</u>            |
| Total                       | <u><u>\$48,012</u></u> | <u><u>\$1,247,440</u></u> | <u><u>\$1,295,452</u></u> |

**PATRIOT PREPARATORY ACADEMY  
FRANKLIN COUNTY, OHIO**

Notes to the Basic Financial Statements  
For the Year Ended June 30, 2023

---

**NOTE 9 -- DEFINED BENEFIT PENSION PLANS (continued)**

***Actuarial Assumptions - SERS***

SERS' total pension liability was determined by their actuaries in accordance with GASB Statement No. 67, as part of their annual actuarial valuation for each defined benefit retirement plan. Actuarial valuations of an ongoing plan involve estimates of the value of reported amounts (e.g., salaries, credited service) and assumptions about the probability of occurrence of events far into the future (e.g., mortality, disabilities, retirements, employment termination). Actuarially determined amounts are subject to continual review and potential modifications, as actual results are compared with past expectations and new estimates are made about the future.

Projections of benefits for financial reporting purposes are based on the substantive plan (the plan as understood by the employers and plan members) and include the types of benefits provided at the time of each valuation and the historical pattern of sharing benefit costs between the employers and plan members to that point. The projection of benefits for financial reporting purposes does not explicitly incorporate the potential effects of legal or contractual funding limitations.

Actuarial calculations reflect a long-term perspective. For a newly hired employee, actuarial calculations will take into account the employee's entire career with the employer and also take into consideration the benefits, if any, paid to the employee after termination of employment until the death of the employee and any applicable contingent annuitant. In many cases actuarial calculations reflect several decades of service with the employer and the payment of benefits after termination.

Key methods and assumptions used in calculating the total pension liability in the latest actuarial valuation, prepared as of June 30, 2022, are presented below:

|  |   |
|--|---|
| Future Salary Increases, including inflation | 3.25 percent to 13.58 percent   |
| Inflation                                    | 2.40 percent  |
| COLA or Ad Hoc COLA                          | 2.00%, on and after April 1, 2018, COLAs for future retirees will be delayed for three years following commencement |
| Investment Rate of Return                    | 7.00 percent net of system expenses   |
| Actuarial Cost Method                        | Entry Age Normal (Level Percent of Payroll)   |

Mortality rates for 2022 were based on the PUB-2010 General Employee Amount Weight Below Median Healthy Retiree mortality table projected to 2017 with ages set forward 1 year and adjusted 94.20 percent for males and set forward 2 years and adjusted 81.35 percent for females. Mortality among disabled members were based upon the PUB-2010 General Disabled Retiree mortality table projected to 2017 with ages set forward 5 years and adjusted 103.3 percent for males and set forward 3 years and adjusted 106.8 percent for females. Future improvement in mortality rates is reflected by applying the MP-2020 projection scale generationally.

The most recent experience study was completed for the five year period ended June 30, 2020.

**PATRIOT PREPARATORY ACADEMY  
FRANKLIN COUNTY, OHIO**

Notes to the Basic Financial Statements  
For the Year Ended June 30, 2023

---

**NOTE 9 -- DEFINED BENEFIT PENSION PLANS (continued)**

The long-term return expectation for the Pension Plan Investments has been determined by using a building-block approach and assumes a time horizon, as defined in SERS' *Statement of Investment Policy*. A forecasted rate of inflation serves as the baseline for the return expectation. Various real return premiums over the baseline inflation rate have been established for each asset class. The long-term expected nominal rate of return has been determined by calculating an arithmetic weighted average of the expected real return premiums for each asset class, adding the projected inflation rate, and adding the expected return from rebalancing uncorrelated asset classes.

| Asset Class               | Target<br>Allocation | Long-Term Expected<br>Real Rate of Return |
|---------------------------|----------------------|---|
| Cash                      | 2.00 %               | (0.45) %                                  |
| US Equity                 | 24.75                | 5.37                                      |
| Non-US Equity Developed   | 13.50                | 6.22                                      |
| Non-US Equity Emerging    | 6.75                 | 8.22                                      |
| Fixed Income/Global Bonds | 19.00                | 1.20                                      |
| Private Equity            | 11.00                | 10.05                                     |
| Real Estate/Assets        | 16.00                | 4.87                                      |
| Multi-Asset Strategies    | 4.00                 | 3.39                                      |
| Private Debt/Credit       | 3.00                 | 5.38                                      |
| Total                     | 100.00 %             |   |

**Discount Rate** The total pension liability for 2022 was calculated using the discount rate of 7.00 percent. The discount rate for 2021 was also 7.00 percent. The projection of cash flows used to determine the discount rate assumed the contributions from employers and from the members would be computed based on contribution requirements as stipulated by State statute. Projected inflows from investment earnings were calculated using the long-term assumed investment rate of return (7.00 percent). Based on those assumptions, the plan's fiduciary net position was projected to be available to make all future benefit payments of current plan members. Therefore, the long-term expected rate of return on pension plan investments was applied to all periods of projected benefits to determine the total pension liability.

**Sensitivity of the Academy's Proportionate Share of the Net Pension Liability to Changes in the Discount Rate** Net pension liability is sensitive to changes in the discount rate, and to illustrate the potential impact the following table presents the net pension liability calculated using the discount rate of 7.00 percent, as well as what each plan's net pension liability would be if it were calculated using a discount rate that is one percentage point lower (6.00 percent), or one percentage point higher (8.00 percent) than the current rate.

**PATRIOT PREPARATORY ACADEMY  
FRANKLIN COUNTY, OHIO**

Notes to the Basic Financial Statements  
For the Year Ended June 30, 2023

---

**NOTE 9 -- DEFINED BENEFIT PENSION PLANS (continued)**

|   | 1% Decrease<br>(6.00%) | Current<br>Discount Rate<br>(7.00%) | 1% Increase<br>(8.00%) |
|---|------------------------|-------------------------------------|------------------------|
| Academy's proportionate share<br>of the net pension liability | \$1,968,663            | \$1,337,450                         | \$805,662              |

***Actuarial Assumptions - STRS***

The total pension liability in the July 1, 2022, actuarial valuation was determined using the following actuarial assumptions, applied to all periods included in the measurement:

|                            |   |  |
|----------------------------|---|--|
| Inflation                  | 2.50 percent  |  |
| Projected salary increases | Varies by service from 2.5% to 8.5%                           |  |
| Investment Rate of Return  | 7.00 percent, net of investment expenses, including inflation |  |
| Discount Rate of Return    | 7.00 percent  |  |
| Payroll increases          | 3.00 percent  |  |
| Cost-of-Living Adjustments | 0% effective July 1, 2017                                     |  |

For 2022, post-retirement mortality rates are based on the Pub-2010 Teachers Healthy Annuitant Mortality Table, adjusted 110 percent for males, projected forward generationally using mortality improvement scale MP-2020. Pre-retirement mortality rates are based on Pub-2010 Teachers Employee Table adjusted 95 percent for females, projected forward generationally using mortality improvement scale MP-2020. Post-retirement disabled mortality rates are based on Pub-2010 Teachers Disable Annuitant Table projected forward generationally using mortality improvement scale MP-2020.

For 2021, post-retirement mortality rates are based on RP-2014 Annuitant Mortality Table with 50 percent of rates through age 69, 70 percent of rates between ages 70 and 79, 90 percent of rates between ages 80 and 84, and 100 percent of rates, thereafter, projected forward generationally using mortality improvement scale MP-2016. Pre-retirement mortality rates are based on RP-2014 Employee Mortality Table, projected forward generationally using mortality improvement scale MP-2016. Post-retirement disabled mortality rates are based on the RP-2014 Disabled Mortality Table with 90 percent of rates for males and 100 percent of rates for females, projected forward generationally using mortality improvement scale MP-2016.

Actuarial assumptions used in the June 30, 2022, valuation are based on the results of an actuarial experience study for the period July 1, 2015, through June 30, 2021. An actuarial experience study is done on a quinquennial basis. Actuarial assumptions used in the July 1, 2021 valuation are based on the results of an actuarial experience study, for the period of July 1, 2011 through June 30, 2016.

STRS' investment consultant develops an estimate range for the investment return assumption based on the target allocation adopted by the Retirement Board. The target allocation and long-term expected rate of return for each major asset class are summarized as follows:

**PATRIOT PREPARATORY ACADEMY  
FRANKLIN COUNTY, OHIO**

Notes to the Basic Financial Statements  
For the Year Ended June 30, 2023

**NOTE 9 -- DEFINED BENEFIT PENSION PLANS (continued)**

| <u>Asset Class</u>   | <u>Target<br/>Allocation*</u> | <u>Long-Term Expected<br/>Real Rate of Return**</u> |
|----------------------|-------------------------------|---|
| Domestic Equity      | 26.00 %                       | 6.60 %  |
| International Equity | 22.00                         | 6.80  |
| Alternatives         | 19.00                         | 7.38  |
| Fixed Income         | 22.00                         | 1.75  |
| Real Estate          | 10.00                         | 5.75  |
| Liquidity Reserves   | <u>1.00</u>                   | 1.00  |
| Total                | <u><u>100.00 %</u></u>        |   |

\*Target allocation percentage is effective as of July 1, 2022. Target weights were phased in over a 3-month period concluding on October 1, 2022.

\*\* 10-Year annualized geometric nominal returns, which include the real rate of return and inflation of 2.25% and is net of investment expenses. Over a 30-year period, STRS Ohio's investment consultant indicates that the above target allocations should generate a return above the actuarial rate of return, without net value added by management.

**Discount Rate** The discount rate used to measure the total pension liability was 7.00 percent as of June 30, 2022, and was also 7.00 percent as of June 30, 2021. The projection of cash flows used to determine the discount rate assumes that member and employer contributions will be made at the statutory contribution rates in accordance with rate increases described above. For this purpose, only employer contributions that are intended to fund benefits of current plan members and their beneficiaries are included. Based on those assumptions, STRS' fiduciary net position was projected to be available to make all projected future benefit payments to current plan members as of June 30, 2022. Therefore, the long-term expected rate of return on pension plan investments of 7.00 percent was applied to all periods of projected benefit payment to determine the total pension liability as of June 30, 2022.

**Sensitivity of the Academy's Proportionate Share of the Net Pension Liability to Changes in the Discount Rate** The following table presents the Academy's proportionate share of the net pension liability calculated using the current period discount rate assumption of 7.00 percent, as well as what the Academy's proportionate share of the net pension liability would be if it were calculated using a discount rate that is one-percentage-point lower (6.00 percent) or one-percentage-point higher (8.00 percent) than the current rate:

|   | <u>1% Decrease<br/>(6.00%)</u> | <u>Current<br/>Discount Rate<br/>(7.00%)</u> | <u>1% Increase<br/>(8.00%)</u> |
|---|--------------------------------|--|--------------------------------|
| Academy's proportionate share<br>of the net pension liability | \$7,457,761                    | \$4,936,835                                  | \$2,804,913                    |

**PATRIOT PREPARATORY ACADEMY  
FRANKLIN COUNTY, OHIO**

Notes to the Basic Financial Statements  
For the Year Ended June 30, 2023

---

**NOTE 10 – DEFINED BENEFIT OPEB PLANS**

***Net OPEB Liability (Asset)***

The net OPEB liability (asset) reported on the statement of net position represents a liability or an asset to employees for OPEB. OPEB is a component of exchange transactions—between an employer and its employees—of salaries and benefits for employee services. OPEB are provided to an employee—on a deferred-payment basis—as part of the total compensation package offered by an employer for employee services each financial period. The obligation to sacrifice resources for OPEB is a present obligation because it was created as a result of employment exchanges that already have occurred.

The net OPEB liability (asset) represents the Academy’s proportionate share of each OPEB plan’s collective actuarial present value of projected benefit payments attributable to past periods of service, net of each OPEB plan’s fiduciary net position. The net OPEB liability (asset) calculation is dependent on critical long-term variables, including estimated average life expectancies, earnings on investments, cost of living adjustments and others. While these estimates use the best information available, unknowable future events require adjusting these estimates annually.

The Ohio Revised Code limits the Academy’s obligation for this liability to annually required payments. The Academy cannot control benefit terms or the manner in which OPEB are financed; however, the Academy does receive the benefit of employees’ services in exchange for compensation including OPEB.

GASB 75 assumes the liability or asset is solely the obligation/asset of the employer, because they benefit from employee services. OPEB contributions come from these employers and health care plan enrollees which pay a portion of the health care costs in the form of a monthly premium. The Ohio Revised Code permits, but does not require the retirement systems to provide healthcare to eligible benefit recipients. Any change to benefits or funding could significantly affect the net OPEB liability (asset). Resulting adjustments to the net OPEB liability (asset) would be effective when the changes are legally enforceable. The retirement systems may allocate a portion of the employer contributions to provide for these OPEB benefits.

The proportionate share of each plan’s unfunded benefits is presented as a long-term *net OPEB liability (asset)* on the accrual basis of accounting. Any liability for the contractually-required OPEB contribution outstanding at the end of the year is included in *intergovernmental payable* on the accrual basis of accounting.

**PATRIOT PREPARATORY ACADEMY  
FRANKLIN COUNTY, OHIO**

Notes to the Basic Financial Statements  
For the Year Ended June 30, 2023

---

**NOTE 10 – DEFINED BENEFIT OPEB PLANS (continued)**

***Plan Description - School Employees Retirement System (SERS)***

Health Care Plan Description - The School District contributes to the SERS Health Care Fund, administered by SERS for non-certificated retirees and their beneficiaries. For GASB 75 purposes, this plan is considered a cost-sharing other postemployment benefit (OPEB) plan. SERS' Health Care Plan provides healthcare benefits to eligible individuals receiving retirement, disability, and survivor benefits, and to their eligible dependents. Members who retire after June 1, 1986, need 10 years of service credit, exclusive of most types of purchased credit, to qualify to participate in SERS' health care coverage. The following types of credit purchased after January 29, 1981 do not count toward health care coverage eligibility: military, federal, out-of-state, municipal, private school, exempted, and early retirement incentive credit. In addition to age and service retirees, disability benefit recipients and beneficiaries who are receiving monthly benefits due to the death of a member or retiree, are eligible for SERS' health care coverage. Most retirees and dependents choosing SERS' health care coverage are over the age of 65 and therefore enrolled in a fully insured Medicare Advantage plan; however, SERS maintains a traditional, self-insured preferred provider organization for its non-Medicare retiree population. For both groups, SERS offers a self-insured prescription drug program. Health care is a benefit that is permitted, not mandated, by statute. The financial report of the Plan is included in the SERS Annual Comprehensive Financial Report which can be obtained on SERS' website at [www.ohsers.org](http://www.ohsers.org) under Employers/Audit Resources.

Access to health care for retirees and beneficiaries is permitted in accordance with Section 3309 of the Ohio Revised Code. The Health Care Fund was established and is administered in accordance with Internal Revenue Code Section 105(e). SERS' Retirement Board reserves the right to change or discontinue any health plan or program. Active employee members do not contribute to the Health Care Plan. The SERS Retirement Board established the rules for the premiums paid by the retirees for health care coverage for themselves and their dependents or for their surviving beneficiaries. Premiums vary depending on the plan selected, qualified years of service, Medicare eligibility, and retirement status.

Funding Policy - State statute permits SERS to fund the health care benefits through employer contributions. Each year, after the allocation for statutorily required pensions and benefits, the Retirement Board may allocate the remainder of the employer contribution of 14 percent of covered payroll to the Health Care Fund in accordance with the funding policy. For fiscal year 2022, no allocation was made to health care. An additional health care surcharge on employers is collected for employees earning less than an actuarially determined minimum compensation amount, pro-rated if less than a full year of service credit was earned. For fiscal year 2023, this amount was \$25,000. Statutes provide that no employer shall pay a health care surcharge greater than 2 percent of that employer's SERS-covered payroll; nor may SERS collect in aggregate more than 1.5 percent of the total statewide SERS-covered payroll for the health care surcharge.

For fiscal year 2023, the contribution to health care was 0 percent. Statutes provide that no employer shall pay a health care surcharge greater than 2 percent of that employer's SERS-covered payroll; nor may SERS collect in aggregate more than 1.5 percent of the total statewide SERS-covered payroll for the health care surcharge. For fiscal year 2023, the Academy paid \$17,452 for the SERS surcharge.

**PATRIOT PREPARATORY ACADEMY  
FRANKLIN COUNTY, OHIO**

Notes to the Basic Financial Statements  
For the Year Ended June 30, 2023

---

**NOTE 10 – DEFINED BENEFIT OPEB PLANS (continued)**

***Plan Description - State Teachers Retirement System (STRS)***

Plan Description – The State Teachers Retirement System of Ohio (STRS) administers a cost-sharing Health Plan administered for eligible retirees who participated in the defined benefit or combined pension plans offered by STRS. Ohio law authorizes STRS to offer this plan. Benefits include hospitalization, physicians’ fees, prescription drugs and partial reimbursement of monthly Medicare Part B premiums. The Plan is included in the report of STRS which can be obtained by visiting [www.strsoh.org](http://www.strsoh.org) or by calling (888) 227-7877.

Funding Policy – Ohio Revised Code Chapter 3307 authorizes STRS Ohio to offer the Plan and gives the Retirement Board discretionary authority over how much, if any, of the health care costs will be absorbed by STRS Ohio. Active employee members do not contribute to the Health Care Plan. Nearly all health care plan enrollees, for the most recent year, pay a portion of the health care costs in the form of a monthly premium. Under Ohio law, funding for post-employment health care may be deducted from employer contributions, currently 14 percent of covered payroll. For the fiscal year ended June 30, 2023, STRS Ohio did not allocate any employer contributions to post-employment health care.

***OPEB Liabilities (Assets), OPEB Expense, and Deferred Outflows of Resources and Deferred Inflows of Resources Related to OPEBs***

The net OPEB liability (asset) was measured as of June 30, 2022, and the total OPEB liability (asset) used to calculate the net OPEB liability (asset) was determined by an actuarial valuation as of that date. The Academy’s proportion of the net OPEB liability was based on the Academy’s share of contributions to the OPEB plan relative to the contributions of all participating entities. Following is information related to the proportionate share and OPEB expense (income):

|   | SERS              | STRS                | Total       |
|---|-------------------|---------------------|-------------|
| Proportion of the Net Pension Liability (Asset) -<br>prior measurement date | 0.0220131%        | 0.021023301%        |             |
| Proportion of the Net OPEB Liability (Asset) -<br>current measurement date  | 0.0249265%        | 0.022207860%        |             |
| Change in proportionate share   | <u>0.0029134%</u> | <u>0.001184559%</u> |             |
| Proportionate Share of the Net<br>OPEB Liability/(Asset)                    | \$349,971         | (\$575,035)         | (\$225,064) |
| OPEB Expense (Income)   | (\$77,487)        | (\$79,880)          | (\$157,367) |



**PATRIOT PREPARATORY ACADEMY  
FRANKLIN COUNTY, OHIO**

Notes to the Basic Financial Statements  
For the Year Ended June 30, 2023

**NOTE 10 – DEFINED BENEFIT OPEB PLANS (continued)**

At June 30, 2023, the Academy reported deferred outflows of resources and deferred inflows of resources related to OPEB from the following sources:

|  | <u>SERS</u>             | <u>STRS</u>             | <u>Total</u>              |
|--|-------------------------|-------------------------|---------------------------|
| <b>Deferred Outflows of Resources</b>  |                         |                         |                           |
| Differences between expected and actual experience                               | \$2,942                 | \$8,336                 | \$11,278                  |
| Net difference between projected and actual earnings on pension plan investments | 1,819                   | 10,010                  | 11,829                    |
| Changes in proportion share  | 98,204                  | 21,718                  | 119,922                   |
| Changes in assumptions   | 55,668                  | 24,495                  | 80,163                    |
| Academy contributions subsequent to the measurement date                         | <u>17,452</u>           | <u>0</u>                | <u>17,452</u>             |
| Total Deferred Outflows of Resources   | <u><u>\$176,085</u></u> | <u><u>\$64,559</u></u>  | <u><u>\$240,644</u></u>   |
| <b>Deferred Inflows of Resources</b>   |                         |                         |                           |
| Differences between expected and actual experience                               | \$223,867               | \$86,359                | \$310,226                 |
| Changes in assumptions   | 143,665                 | 407,756                 | 551,421                   |
| Change in proportionate share  | <u>170,669</u>          | <u>929</u>              | <u>171,598</u>            |
| Total Deferred Inflows of Resources  | <u><u>\$538,201</u></u> | <u><u>\$495,044</u></u> | <u><u>\$1,033,245</u></u> |

\$17,452 reported as deferred outflows of resources related to OPEB resulting from Academy contributions subsequent to the measurement date will be recognized as a reduction of the net OPEB liability or increase in net OPEB asset in the year ending June 30, 2024. Other amounts reported as deferred outflows of resources and deferred inflows of resources related to OPEB will be recognized in OPEB expense as follows:

| Fiscal Year Ending June 30: | <u>SERS</u>               | <u>STRS</u>               | <u>Total</u>              |
|-----------------------------|---------------------------|---------------------------|---------------------------|
| 2024                        | (\$93,690)                | (\$123,201)               | (\$216,891)               |
| 2025                        | (104,074)                 | (121,195)                 | (225,269)                 |
| 2026                        | (87,544)                  | (59,493)                  | (147,037)                 |
| 2027                        | (48,901)                  | (24,886)                  | (73,787)                  |
| 2028                        | (25,539)                  | (33,382)                  | (58,921)                  |
| Thereafter                  | <u>(19,820)</u>           | <u>(68,328)</u>           | <u>(88,148)</u>           |
| Total                       | <u><u>(\$379,568)</u></u> | <u><u>(\$430,485)</u></u> | <u><u>(\$810,053)</u></u> |

**PATRIOT PREPARATORY ACADEMY  
FRANKLIN COUNTY, OHIO**

Notes to the Basic Financial Statements  
For the Year Ended June 30, 2023

---

**NOTE 10 – DEFINED BENEFIT OPEB PLANS (continued)**

*Actuarial Assumptions - SERS*

The total OPEB liability is determined by SERS' actuaries in accordance with GASB Statement No. 74, as part of their annual actuarial valuation for each retirement plan. Actuarial valuations of an ongoing plan involve estimates of the value of reported amounts (e.g., salaries, credited service) and assumptions about the probability of occurrence of events far into the future (e.g., mortality, disabilities, retirements, employment terminations). Actuarially determined amounts are subject to continual review and potential modifications, as actual results are compared with past expectations and new estimates are made about the future.

Projections of benefits for financial reporting purposes are based on the substantive plan (the plan as understood by the employers and plan members) and include the types of benefits provided at the time of each valuation and the historical pattern of sharing benefit costs between the employers and plan members to that point. The projection of benefits for financial reporting purposes does not explicitly incorporate the potential effects of legal or contractual funding limitations.

Actuarial calculations reflect a long-term perspective. For a newly hired employee, actuarial calculations will take into account the employee's entire career with the employer and also take into consideration the benefits, if any, paid to the employee after termination of employment until the death of the employee and any applicable contingent annuitant. In many cases, actuarial calculations reflect several decades of service with the employer and the payment of benefits after termination.

Key methods and assumptions used in calculating the total OPEB liability in the latest actuarial valuation date of June 30, 2022 are presented below:

|  |                               |
|--|-------------------------------|
| Wage Inflation   | 2.40 percent                  |
| Future Salary Increases, including inflation   | 3.25 percent to 13.58 percent |
| 7.00 percent net of investments expense, including inflation                               |                               |
| Municipal Bond Index Rate:   |                               |
| Measurement Date   | 3.69 percent                  |
| Prior Measurement Date   | 1.92 percent                  |
| Single Equivalent Interest Rate, net of plan investment expense, including price inflation |                               |
| Measurement Date   | 4.08 percent                  |
| Prior Measurement Date   | 2.27 percent                  |
| Medical Trend Assumption   |                               |
| Medicare   | 5.125 to 4.40 percent         |
| Pre-Medicare   | 6.75 to 4.40 percent          |

**PATRIOT PREPARATORY ACADEMY  
FRANKLIN COUNTY, OHIO**

Notes to the Basic Financial Statements  
For the Year Ended June 30, 2023

---

**NOTE 10 – DEFINED BENEFIT OPEB PLANS (continued)**

For 2022, mortality rates among healthy retirees were based on the PUB-2010 General Employee Amount Weighted Below Median Healthy Retiree mortality table projected to 2017 with ages set forward 1 year and adjusted 94.20 percent for males and set forward 2 years and adjusted 81.35 percent for females. Mortality among disabled members were based upon the PUB-2010 General Disabled Retiree mortality table projected to 2017 with ages set forward 5 years and adjusted 103.3 percent for males and set forward 3 years and adjusted 106.8 percent for females. Mortality rates for contingent survivors were based on PUB-2010 General Amount Weighted Below Median Contingent Survivor mortality table projected to 2017 with ages set forward 1 year and adjusted 105.5 percent for males and adjusted 122.5 percent for females. Mortality rates for actives is based on PUB-2010 General Amount Weighted Below Median Employee mortality table.

The most recent experience study was completed for the five year period ended June 30, 2020.

The long-term expected rate of return on plan assets is reviewed as part of the actuarial five-year experience study. The most recent study covers fiscal years 2016 through 2020, and was adopted by the Board in 2021. Several factors are considered in evaluating the long-term rate of return assumption including long-term historical data, estimates inherent in current market data, and a log-normal distribution analysis in which best-estimate ranges of expected future real rates of return were developed by the investment consultant for each major asset class. These ranges were combined to produce the long-term expected rate of return, 7.00 percent, by weighting the expected future real rates of return by the target asset allocation percentage and then adding expected inflation. The capital market assumptions developed by the investment consultant are intended for use over a 10-year horizon and may not be useful in setting the long-term rate of return for funding pension plans which covers a longer timeframe. The assumption is intended to be a long-term assumption and is not expected to change absent a significant change in the asset allocation, a change in the inflation assumption, or a fundamental change in the market that alters expected returns in future years.

The target asset allocation and best estimates of arithmetic real rates of return for each major asset class, as used in the June 30, 2020 five-year experience study, are summarized as follows:

| <u>Asset Class</u>        | <u>Target<br/>Allocation</u> | <u>Long-Term Expected<br/>Real Rate of Return</u> |
|---------------------------|------------------------------|---|
| Cash                      | 2.00 %                       | (0.45) %  |
| US Equity                 | 24.75                        | 5.34  |
| Non-US Equity Developed   | 13.50                        | 6.22  |
| Non-US Equity Emerging    | 6.75                         | 8.22  |
| Fixed Income/Global Bonds | 19.00                        | 1.20  |
| Private Equity            | 11.00                        | 10.05   |
| Real Estate/Assets        | 16.00                        | 4.87  |
| Multi-Asset Strategies    | 4.00                         | 3.39  |
| Private Debt/Credit       | 3.00                         | 5.38  |
|                           | <hr/>                        |   |
| Total                     | 100.00 %                     |   |

**PATRIOT PREPARATORY ACADEMY  
FRANKLIN COUNTY, OHIO**

Notes to the Basic Financial Statements  
For the Year Ended June 30, 2023

---

**NOTE 10 – DEFINED BENEFIT OPEB PLANS (continued)**

**Discount Rate** The discount rate used to measure the total OPEB liability at June 30, 2022 was 4.08 percent. The discount rate used to measure total OPEB liability prior to June 30, 2022, was 4.08 percent. The projection of cash flows used to determine the discount rate assumed that contributions will be made from members and the System at the contribution rate of 1.50 percent of projected covered payroll each year, which includes a 1.50 percent payroll surcharge and no contributions from the basic benefits plan. Based on these assumptions, the OPEB plan’s fiduciary net position was projected to become insufficient to make all projected future benefit payments of current System members by SERS actuaries. The Municipal Bond Index Rate is used in the determination of the SEIR for both the June 30, 2022 and the June 30, 2021 total OPEB liability. The Municipal Bond Index rate is the single rate that will generate a present value of benefit payments equal to the sum of the present value determined by the long-term expected rate of return, and the present value determined by discounting those benefits after the date of depletion. The Municipal Bond Index Rate is 3.69 percent at June 30, 2022 and 1.92 percent at June 30, 2021.

**Sensitivity of the Academy's Proportionate Share of the Net OPEB Liability to Changes in the Discount Rate and Changes in the Health Care Cost Trend Rates** The net OPEB liability is sensitive to changes in the discount rate and the health care cost trend rate. The following table presents the net OPEB liability of SERS, what SERS' net OPEB liability would be if it were calculated using a discount rate that is 1 percentage point lower (3.08%) and higher (5.08%) than the current discount rate (4.08%). Also shown is what SERS' net OPEB liability would be based on health care cost trend rates that are 1 percentage point lower (6.00% decreasing to 3.40%) and higher (8.00% decreasing to 5.40%) than the current rate.

|  | 1% Decrease<br>(3.08%)                        | Current<br>Discount Rate<br>(4.08%)                  | 1% Increase<br>(5.08%)                        |
|--|---|--|---|
| Academy's proportionate share<br>of the net OPEB liability | \$434,669                                     | \$349,971  | \$281,596                                     |
|  | 1% Decrease<br>(6.00% decreasing<br>to 3.40%) | Current Trend Rate<br>(7.00% decreasing<br>to 4.40%) | 1% Increase<br>(8.00% decreasing<br>to 5.40%) |
| Academy's proportionate share<br>of the net OPEB liability | \$269,890                                     | \$349,971  | \$454,569                                     |

**PATRIOT PREPARATORY ACADEMY  
FRANKLIN COUNTY, OHIO**

Notes to the Basic Financial Statements  
For the Year Ended June 30, 2023

**NOTE 10 – DEFINED BENEFIT OPEB PLANS (continued)**

***Actuarial Assumptions – STRS***

Key methods and assumptions used in the June 30, 2022, actuarial valuation are presented below:

|                            | June 30, 2022   | June 30, 2021   |
|----------------------------|---|---|
| Projected salary increases | Varies by service from 2.5 percent to 8.5 percent             | Varies by age from 2.5 percent to 12.50 percent               |
| Investment Rate of Return  | 7.00 percent, net of investment expenses, including inflation | 7.00 percent, net of investment expenses, including inflation |
| Payroll Increases          | 3 percent   | 3 percent   |
| Discount Rate of Return    | 7.00 percent  | 7.00 percent  |
| Health Care Cost Trends    |   |   |
| Medical                    |   |   |
| Pre-Medicare               | 7.50 percent initial<br>3.94 percent ultimate                 | 5.00 percent initial<br>4 percent ultimate                    |
| Medicare                   | -68.78 percent initial<br>3.94 percent ultimate               | -16.18 percent initial<br>4 percent ultimate                  |
| Prescription Drug          |   |   |
| Pre-Medicare               | 9.00 percent initial<br>3.94 percent ultimate                 | 6.50 percent initial<br>4 percent ultimate                    |
| Medicare                   | -5.47 percent initial<br>3.94 percent ultimate                | 29.98 percent initial<br>4 percent ultimate                   |

Projections of benefits include the historical pattern of sharing benefit costs between the employers and retired plan members.

For 2022, healthy retirees post-retirement mortality rates are based on the Pub-2010 Teachers Healthy Annuitant Mortality Table, adjusted 110 percent for males, projected forward generationally using mortality improvement scale MP-2020; pre-retirement mortality rates are based on Pub-2010 Teachers Employee Table adjusted 95 percent for females, projected forward generationally using mortality improvement scale MP-2020. For disabled retirees, mortality rates are based on the Pub-2010 Teachers Disabled Annuitant Table projected forward generationally using mortality improvement scale MP-2020.

For 2021, healthy retirees the mortality rates are based on the RP-2014 Annuitant Mortality Table with 50 percent of rates through age 69, 70 percent of rates between ages 70 and 79, 90 percent of rates between ages 80 and 84, and 100 percent of rates thereafter, projected forward generationally using mortality improvement scale MP-2016. For disabled retirees, mortality rates are based on the RP-2014 Disabled Mortality Table with 90 percent of rates for males and 100 percent of rates for females, projected forward generationally using mortality improvement scale MP-2016.

Actuarial assumptions used in the June 30, 2022, valuation are based on the results of an actuarial experience study for the period July 1, 2015 through June 30, 2021. An actuarial experience study is done on a quinquennial basis. Actuarial assumptions used in the June 30, 2020, valuation are based on the results of an actuarial experience study for the period July 1, 2011 through June 30, 2016.

**PATRIOT PREPARATORY ACADEMY  
FRANKLIN COUNTY, OHIO**

Notes to the Basic Financial Statements  
For the Year Ended June 30, 2023

---

**NOTE 10 – DEFINED BENEFIT OPEB PLANS (continued)**

The non-Medicare subsidy percentage was increased effective January 1, 2022 from 2.055 percent to 2.1 percent per year of service. The non-Medicare frozen subsidy base premium was increased effective January 1, 2022. The Medicare Part D Subsidy was updated to reflect it is expected to be negative in CY 2022. The Part B monthly reimbursement elimination date was postponed indefinitely.

STRS’ investment consultant develops an estimate range for the investment return assumption based on the target allocation adopted by the Retirement Board. The target allocation and long-term expected rate of return for each major asset class are summarized as follows:

| Asset Class          | Target<br>Allocation* | Long-Term Expected<br>Real Rate of Return** |
|----------------------|-----------------------|---|
| Domestic Equity      | 26.00 %               | 6.60 %                                      |
| International Equity | 22.00                 | 6.80  |
| Alternatives         | 19.00                 | 7.38  |
| Fixed Income         | 22.00                 | 1.75  |
| Real Estate          | 10.00                 | 5.75  |
| Liquidity Reserves   | 1.00                  | 1.00  |
| Total                | 100.00 %              |   |

\*Target allocation percentage is effective as of July 1, 2022. Target weights were phased in over a 3-month period concluding on October 1, 2022.

\*\* 10-Year annualized geometric nominal returns, which include the real rate of return and inflation of 2.25% and is net of investment expenses. Over a 30-year period, STRS Ohio’s investment consultant indicates that the above target allocations should generate a return above the actuarial rate of return, without net value added by management.

**Discount Rate** The discount rate used to measure the total OPEB liability was 7.00 percent as of June 30, 2022, and was also 7.00 percent as of June 30, 2021. The projection of cash flows used to determine the discount rate assumes STRS continues to allocate no employer contributions to the health care fund. Based on these assumptions, the OPEB plan’s fiduciary net position was projected to be available to make all projected future benefit payments to current plan members as of June 30, 2022. Therefore, the long-term expected rate of return on health care plan investments of 7.00 percent was used to measure the total OPEB liability as of June 30, 2022.

**Sensitivity of the Academy’s Proportionate Share of the Net OPEB Asset to Changes in the Discount and Health Care Cost Trend Rate** The following table represents the net OPEB asset as of June 30, 2022, calculated using the current period discount rate assumption of 7.00 percent, as well as what the net OPEB asset would be if it were calculated using a discount rate that is one percentage point lower (6.00 percent) or one percentage point higher (8.00 percent) than the current assumption. Also shown is the net OPEB asset as if it were calculated using health care cost trend rates that are one percentage point lower or one percentage point higher than the current health care cost trend rates.

**PATRIOT PREPARATORY ACADEMY  
FRANKLIN COUNTY, OHIO**

Notes to the Basic Financial Statements  
For the Year Ended June 30, 2023

**NOTE 10 – DEFINED BENEFIT OPEB PLANS (continued)**

|  | 1% Decrease<br>(6.00%) | Current<br>Discount Rate<br>(7.00%) | 1% Increase<br>(8.00%) |
|--|------------------------|-------------------------------------|------------------------|
| Academy's proportionate share<br>of the net OPEB asset | (\$531,605)            | (\$575,035)                         | (\$612,237)            |

|  | 1% Decrease | Current<br>Trent Rate | 1% Increase |
|--|-------------|-----------------------|-------------|
| Academy's proportionate share<br>of the net OPEB asset | (\$596,452) | (\$575,035)           | (\$548,003) |

**NOTE 11 – DEBT**

The Academy has a mortgage payable from Peoples Bank during fiscal year 2023. The mortgage was issued with a floating rate issue that is backed with a Swap agreement to stabilize the interest rate to the stated fixed rate position. The Academy has two outstanding financed purchases payables for bus purchases. The Academy reports a subscription liability for technology agreements as well. All of the obligations are secured by the Academy's building and other assets. The principal paid towards the debt obligations were \$265,346 during fiscal year 2023. Long-term debt outstanding for the Academy as of June 30, 2023 was as follows:

|                                    | Balance<br>06/30/22 | Additions | Deletions | Balance<br>06/30/23 | Due Within<br>One Year |
|------------------------------------|---------------------|-----------|-----------|---------------------|------------------------|
| (a) Mortgage from Direct Borrowing | \$2,552,752         | \$0       | \$210,800 | \$2,341,952         | \$221,400              |

Other long-term obligations for the Academy as of June 30, 2023 was as follows:

|                            | Restated<br>Balance<br>06/30/22 | Additions   | Deletions | Balance<br>06/30/23 | Due Within<br>One Year |
|----------------------------|---------------------------------|-------------|-----------|---------------------|------------------------|
| (b) Financed Purchases     | \$100,357                       | \$0         | \$36,054  | \$64,303            | \$37,715               |
| (c) Subscription Liability | 18,492                          | 0           | 18,492    | 0                   | 0                      |
| (d) Net Pension Liability  |                                 |             |           |                     |                        |
| SERS                       | 805,050                         | 532,400     | 0         | 1,337,450           | 0                      |
| STRS                       | 2,688,018                       | 2,248,817   | 0         | 4,936,835           | 0                      |
| (e) Net OPEB Liability     |                                 |             |           |                     |                        |
| SERS                       | 416,616                         | 0           | 66,645    | 349,971             | 0                      |
| Total                      | \$4,028,533                     | \$2,781,217 | \$121,191 | \$6,688,559         | \$37,715               |

- (a) The Academy refinanced the prior outstanding debt issues reported at a fixed rate of 4.75% with a final maturity of August 15, 2029. The loan was issued with a floating rate issue that is backed with a Swap agreement to stabilize the interest rate to the stated fixed rate position.

**PATRIOT PREPARATORY ACADEMY  
FRANKLIN COUNTY, OHIO**

Notes to the Basic Financial Statements  
For the Year Ended June 30, 2023

---

**NOTE 11 – DEBT** (continued)

- (b) The financed purchases are related to two bus purchases the Academy entered into for fiscal year 2020 and fiscal year 2021.
- (c) The Academy reports a subscription liability under GASB 96 for educational software with a term period longer than one year and the ability to modify the outputs as needed.
- (d) The Academy reports a portion of the unfunded net pension liability with the two retirement systems as described in Note 9.
- (e) The Academy reports a portion of the unfunded net OPEB liability with the School Employees' retirement system as described in Note 10. The State Teachers' Retirement System reports a net OPEB asset for the current year.

Principal and interest requirements to retire mortgage payable outstanding at June 30, 2023 are as follows:

| Fiscal Year<br>Ending June 30, | Mortgage Payable |           |             |
|--------------------------------|------------------|-----------|-------------|
|                                | Principal        | Interest  | Total       |
| 2024                           | \$221,400        | \$71,377  | \$292,777   |
| 2025                           | 245,363          | 64,024    | 309,386     |
| 2026                           | 257,859          | 55,982    | 313,841     |
| 2027                           | 266,678          | 47,638    | 314,316     |
| 2028                           | 275,296          | 39,020    | 314,316     |
| 2029                           | 1,075,356        | 30,123    | 1,105,479   |
| Total                          | \$2,341,952      | \$308,164 | \$2,650,116 |

**NOTE 12 – FINANCED PURCHASES**

The Academy entered into financed purchase agreements for buses during fiscal years 2020 and 2021. The financed purchases meet the criteria of a financed purchase as defined by accounting principles generally accepted in the United States, which defines a financed purchase generally as one which transfers benefits and risks of ownership to the purchaser. The financed purchases were recorded as the present value of the future minimum lease payments as of the inception date. The Academy made principal payments in fiscal year 2023 totaled \$36,054 and interest payments of \$3,241.



**PATRIOT PREPARATORY ACADEMY  
FRANKLIN COUNTY, OHIO**

Notes to the Basic Financial Statements  
For the Year Ended June 30, 2023

---

**NOTE 12 – FINANCED PURCHASES** (continued)

The following is a schedule of the lease payments required under the financed purchases as of June 30, 2023:

| Fiscal Year<br>Ending June 30, | Financed Purchases Payable |          |          |
|--------------------------------|----------------------------|----------|----------|
|                                | Principal                  | Interest | Total    |
| 2024                           | \$37,715                   | \$1,580  | \$39,295 |
| 2025                           | 20,149                     | 359      | 20,508   |
| 2026                           | 6,439                      | 28       | 6,467    |
|                                | \$64,303                   | \$1,967  | \$66,270 |

**NOTE 13 – CONTIGENCIES**

**A. Grants**

The Academy received financial assistance from federal and State agencies in the form of grants. The expenditure of funds received under these programs generally requires compliance with terms and conditions specified in the grant agreements and is subject to audit by the grantor agencies. Any disallowed claims resulting from such audits could become a liability.

**B. Academy Funding**

School District foundation funding is based on the annualized full-time equivalent (FTE) enrollment of each student. The Ohio Department of Education (ODE) is legislatively required to adjust/reconcile funding as enrollment information is updated by schools throughout the State, which can extend past the fiscal year end. As of the date of this report, additional ODE adjustments for fiscal year 20CY are not finalized. As a result, the impact of the FTE adjustments on the fiscal year 2023 financial statements is a payable of \$4,358.

For fiscal year 2023, Academy foundation funding received from the state of Ohio will be funded using a direct funding model. Under this new model, community school, STEM school and scholarship funding will be directly funded by the State of Ohio to the respective schools. This funding system calculates a unique base cost and a unique “per-pupil local capacity amount” for each School District. The Academy’s state core foundation funding is then calculated. Any change in funding will be subject to a phase in percentage of 33.33 percent for fiscal year 2023 and 50 percent for fiscal year 2024.

**NOTE 14 – EMPLOYEE BENEFITS**

The Academy provides nine (9) sick days and five (5) personal days to all employees. Employees will be reimbursed for each unused personal day at the end of the academic year at a rate determined by the board. Employees receive no reimbursement for unused sick days; however, those days roll over from year-to-year. In addition to the above, administrators and twelve- month employees receive vacation days.

**PATRIOT PREPARATORY ACADEMY  
FRANKLIN COUNTY, OHIO**

Notes to the Basic Financial Statements  
For the Year Ended June 30, 2023

---

**NOTE 14 – EMPLOYEE BENEFITS (continued)**

The Academy offers health insurance through United Healthcare. There are three plans available for the employee. The cost to the board varies by plan. Patriot also offers dental and vision insurance to its employees through Anthem. 100% of the cost is charged to the employee. Life insurance is provided to each employee by the board in the amount of \$50,000. Employees may purchase additional insurance and spousal/dependent child insurance at a cost to the employee, which is based on the carriers going rates.

The Academy also provides short-term disability at no cost to the employee for up to six months of disability leave. Short-term disability is self-funded; the payout is based on two-thirds of the employee's normal pay rate. Long term disability insurance and accident insurance is available for the employee to purchase. Additionally, employees and spouses on the Academy's group insurance plan will receive a \$100 premium credit if the spouse completes an annual preventative care visit and provides proof of the visit.

**NOTE 15 – COVID-19**

The United States and the State of Ohio declared a state of emergency in March of 2020 due to the COVID-19 pandemic. Ohio's state of emergency ended in June, 2021 while the national state of emergency ended in April 2023. During fiscal year 2023, the Academy received \$1,481,639 in COVID-19 and American Rescue Recovery Act funding. The financial impact of COVID-19 and the continuing recovery measures will impact subsequent periods of the Academy. The impact on the Academy's future operating costs, revenues, and additional recovery from funding, either federal or state, cannot be estimated.

The Academy's investment portfolio fluctuates with market conditions, and due to market volatility, the amount of gains or losses that will be realized in subsequent periods, if any, cannot be determined.

**NOTE 16 – NEW ACCOUNTING PRONOUNCEMENTS**

For fiscal year 2023, the Academy implemented GASB Statement No. 96, "Subscription-Based Information Technology Arrangements". GASB Statement 96 requires the recognition of certain subscription assets and liabilities for multi-year technology arrangements without a cancellation clause that the Academy has control over. The implementation of this standard had no effect on beginning net position; however, the Academy did restate beginning capital assets and long term obligations by \$18,492 which was the net present value of the technology agreement required to be reported under the new standard.

**NOTE 17 – SIGNIFICANT CONTRACTUAL COMMITMENTS**

In fiscal year 2023, the Academy entered into contracts with Keiser Design Group and Elevated Integrity Construction Services to provide architectural and construction management services for the Academy's Phase 3 Addition project. These contracts were for \$186,000 and \$6,852,186, respectively, with no payments having been made on the contracts as of fiscal year end.

Patriot Preparatory Academy  
 Required Supplementary Information  
 Schedule of the Academy's Proportionate Share of the Net Pension Liability  
 School Employees Retirement System of Ohio  
 Last Ten Fiscal Years

|  | 2023         | 2022       | 2021         | 2020         | 2019         | 2018         | 2017         | 2016         | 2015         | 2014         |
|--|--------------|------------|--------------|--------------|--------------|--------------|--------------|--------------|--------------|--------------|
| The Academy's Proportion of the Net Pension Liability  | 0.0247274%   | 0.0218188% | 0.0269382%   | 0.0273687%   | 0.0340149%   | 0.030421%    | 0.031531%    | 0.034286%    | 0.036008%    | 0.036008%    |
| The Academy's Proportion Share of the Net Pension Liability  | \$ 1,337,450 | \$ 805,050 | \$ 1,781,749 | \$ 1,637,517 | \$ 1,948,096 | \$ 1,817,576 | \$ 2,307,793 | \$ 1,956,404 | \$ 1,822,344 | \$ 2,141,280 |
| The Academy's Covered Payroll  | \$ 817,029   | \$ 948,686 | \$ 1,067,629 | \$ 1,079,933 | \$ 1,118,157 | \$ 886,086   | \$ 1,129,198 | \$ 1,368,371 | \$ 1,046,307 | \$ 966,423   |
| The Academy's Proportion Share of the Net Pension Liability as a Percentage of its Covered Payroll | 163.70%      | 84.86%     | 166.89%      | 151.63%      | 174.22%      | 205.12%      | 204.37%      | 142.97%      | 174.17%      | 221.57%      |
| Plan Fiduciary Net Position as a Percentage of the Total Pension Liability                         | 75.82%       | 82.86%     | 68.55%       | 70.85%       | 71.36%       | 69.50%       | 62.98%       | 69.16%       | 71.70%       | 65.52%       |

Amount presented as of the Academy's measurement date, which is the prior fiscal year.

See accompanying notes to the required supplementary information

Patriot Preparatory Academy  
Required Supplementary Information  
Schedule of the Academy's Proportionate Share of the Net Pension Liability  
State Teachers Retirement System of Ohio  
Last Ten Fiscal Years

|  | 2023         | 2022         | 2021         | 2020         | 2019         | 2018         | 2017         | 2016         | 2015         | 2014         |
|--|--------------|--------------|--------------|--------------|--------------|--------------|--------------|--------------|--------------|--------------|
| The Academy's Proportion of the Net Pension Liability  | 0.022207860% | 0.021023301% | 0.01677023%  | 0.01547131%  | 0.01430074%  | 0.01316934%  | 0.01252487%  | 0.01311537%  | 0.01268058%  | 0.01268058%  |
| The Academy's Proportion Share of the Net Pension Liability  | \$ 4,936,835 | \$ 2,688,018 | \$ 4,057,799 | \$ 3,421,387 | \$ 3,144,412 | \$ 3,128,405 | \$ 4,192,452 | \$ 3,624,705 | \$ 3,084,356 | \$ 3,674,065 |
| The Academy's Covered Payroll  | \$ 2,860,650 | \$ 2,671,529 | \$ 2,035,293 | \$ 1,797,814 | \$ 1,651,257 | \$ 1,374,000 | \$ 1,285,933 | \$ 1,032,193 | \$ 1,295,605 | \$ 1,312,245 |
| The Academy's Proportion Share of the Net Pension Liability as a Percentage of its Covered Payroll | 172.58%      | 100.62%      | 199.37%      | 190.31%      | 190.43%      | 227.69%      | 326.02%      | 351.17%      | 238.06%      | 279.98%      |
| Plan Fiduciary Net Position as a Percentage of the Total Pension Liability                         | 78.90%       | 87.80%       | 75.50%       | 70.10%       | 77.30%       | 75.30%       | 66.80%       | 72.10%       | 74.70%       | 69.30%       |

Amount presented as of the Academy's measurement date, which is the prior fiscal year.

See accompanying notes to the required supplementary information

Patriot Preparatory Academy  
 Required Supplementary Information  
 Schedule of the Academy's Pension Contributions  
 School Employees Retirement System of Ohio  
 Last Ten Fiscal Years

|   | <u>2023</u>      | <u>2022</u>      | <u>2021</u>      | <u>2020</u>      | <u>2019</u>      | <u>2018</u>      | <u>2017</u>      | <u>2016</u>      | <u>2015</u>      | <u>2014</u>      |
|---|------------------|------------------|------------------|------------------|------------------|------------------|------------------|------------------|------------------|------------------|
| Contractually Required Contributions                                    | \$ 132,808       | \$ 114,384       | \$ 132,816       | \$ 149,468       | \$ 145,791       | \$ 156,542       | \$ 124,052       | \$ 149,167       | \$ 180,351       | \$ 145,018       |
| Contributions in Relation to the Contractually<br>Required Contribution | <u>(132,808)</u> | <u>(114,384)</u> | <u>(132,816)</u> | <u>(149,468)</u> | <u>(145,791)</u> | <u>(156,542)</u> | <u>(124,052)</u> | <u>(149,167)</u> | <u>(180,351)</u> | <u>(145,018)</u> |
| Contribution Deficiency (Excess)  | <u>\$ -</u>      | <u>\$ -</u>      | <u>\$ -</u>      | <u>\$ -</u>      | <u>\$ -</u>      | <u>\$ -</u>      | <u>\$ -</u>      | <u>\$ -</u>      | <u>\$ -</u>      | <u>\$ -</u>      |
| The Academy Covered Payroll   | \$ 948,629       | \$ 817,029       | \$ 948,686       | \$ 1,067,629     | \$ 1,079,933     | \$ 1,118,157     | \$ 886,086       | \$ 1,129,198     | \$ 1,368,371     | \$ 1,046,307     |
| Contributions as a Percentage of Employee Payroll                       | 14.00%           | 14.00%           | 14.00%           | 14.00%           | 13.50%           | 13.50%           | 14.00%           | 14.00%           | 13.18%           | 13.86%           |
| See accompanying notes to the required supplementary information        |                  |                  |                  |                  |                  |                  |                  |                  |                  |                  |

Patriot Preparatory Academy  
Required Supplementary Information  
Schedule of the Academy's Pension Contributions  
State Teachers Retirement System of Ohio  
Last Ten Fiscal Years

|   | 2023             | 2022             | 2021             | 2020             | 2019             | 2018             | 2017             | 2016             | 2015             | 2014             |
|---|------------------|------------------|------------------|------------------|------------------|------------------|------------------|------------------|------------------|------------------|
| Contractually Required Contributions                                    | \$ 437,511       | \$ 400,491       | \$ 374,014       | \$ 284,941       | \$ 251,694       | \$ 231,176       | \$ 192,360       | \$ 154,312       | \$ 144,507       | \$ 168,429       |
| Contributions in Relation to the Contractually<br>Required Contribution | <u>(437,511)</u> | <u>(400,491)</u> | <u>(374,014)</u> | <u>(284,941)</u> | <u>(251,694)</u> | <u>(231,176)</u> | <u>(192,360)</u> | <u>(154,312)</u> | <u>(144,507)</u> | <u>(168,429)</u> |
| Contribution Deficiency (Excess)  | <u>\$ -</u>      | <u>\$ -</u>      | <u>\$ -</u>      | <u>\$ -</u>      | <u>\$ -</u>      | <u>\$ -</u>      | <u>\$ -</u>      | <u>\$ -</u>      | <u>\$ -</u>      | <u>\$ -</u>      |
| The Academy Covered Payroll   | \$ 3,125,079     | \$ 2,860,650     | \$ 2,671,529     | \$ 2,035,293     | \$ 1,797,814     | \$ 1,651,257     | \$ 1,374,000     | \$ 1,285,933     | \$ 1,032,193     | \$ 1,295,605     |
| Contributions as a Percentage of Employee Payroll                       | 14.00%           | 14.00%           | 14.00%           | 14.00%           | 14.00%           | 14.00%           | 14.00%           | 14.00%           | 14.00%           | 13.00%           |

See accompanying notes to the required supplementary information

Patriot Preparatory Academy  
 Required Supplementary Information  
 Schedule of the Academy's Proportionate Share of the Net OPEB Liability  
 School Employees Retirement System of Ohio  
 Last Seven Fiscal Years (1)

|  | 2023       | 2022       | 2021         | 2020         | 2019         | 2018       | 2017         |
|--|------------|------------|--------------|--------------|--------------|------------|--------------|
| The Academy's Proportion of the Net OPEB Liability   | 0.0249265% | 0.0220131% | 0.0258884%   | 0.02693400%  | 0.0335488%   | 0.0295010% | 0.0308280%   |
| The Academy's Proportion Share of the Net OPEB Liability   | \$ 349,971 | \$ 416,616 | \$ 562,640   | \$ 677,333   | \$ 930,734   | \$ 791,729 | \$ 840,888   |
| The Academy's Covered Payroll  | \$ 817,029 | \$ 948,686 | \$ 1,067,629 | \$ 1,079,933 | \$ 1,118,157 | \$ 886,086 | \$ 1,129,198 |
| The Academy's Proportion Share of the Net OPEB Liability<br>as a Percentage of its Covered Payroll | 42.83%     | 43.92%     | 52.70%       | 62.72%       | 83.24%       | 89.35%     | 74.47%       |
| Plan Fiduciary Net Position as a Percentage of the<br>Total OPEB Liability                         | 30.34%     | 24.08%     | 18.17%       | 15.57%       | 13.57%       | 12.46%     | 11.49%       |

(1) Information prior to 2017 is not available

Amount presented as of the Academy's measurement date, which is the prior fiscal year.

See accompanying notes to the required supplementary information

Patriot Preparatory Academy  
 Required Supplementary Information  
 Schedule of the Academy's Proportionate Share of the Net OPEB Liability/Asset  
 State Teachers Retirement System of Ohio  
 Last Seven Fiscal Years (1)

|  | 2023         | 2022         | 2021         | 2020         | 2019         | 2018         | 2017         |
|--|--------------|--------------|--------------|--------------|--------------|--------------|--------------|
| The Academy's Proportion of the Net OPEB Liability/(Asset)   | 0.022207860% | 0.021023301% | 0.01677023%  | 0.01547131%  | 0.01430074%  | 0.01316934%  | 0.01252487%  |
| The Academy's Proportion Share of the Net OPEB Liability/(Asset)   | \$ (575,035) | \$ (443,259) | \$ (294,736) | \$ (256,242) | \$ (230,000) | \$ 513,819   | \$ 704,300   |
| The Academy's Covered Payroll  | \$ 2,860,650 | \$ 2,671,529 | \$ 2,035,293 | \$ 1,797,814 | \$ 1,651,257 | \$ 1,374,000 | \$ 1,285,933 |
| The Academy's Proportion Share of the Net OPEB Liability/(Asset)<br>as a Percentage of its Covered Payroll | (20.10%)     | (16.59%)     | (14.25%)     | (14.25%)     | (13.93%)     | 37.40%       | 54.77%       |
| Plan Fiduciary Net Position as a Percentage of the<br>Total OPEB Liability/(Asset)                         | 230.73%      | 174.73%      | 182.13%      | 174.74%      | 176.00%      | 47.10%       | 37.30%       |

(1) Information prior to 2017 is not available

Amount presented as of the Academy's measurement date, which is the prior fiscal year.

See accompanying notes to the required supplementary information



Patriot Preparatory Academy  
 Required Supplementary Information  
 Schedule of the Academy's OPEB Contributions  
 School Employees Retirement System of Ohio  
 Last Ten Fiscal Years

|   | <u>2023</u>     | <u>2022</u>    | <u>2021</u>    | <u>2020</u>     | <u>2019</u>    | <u>2018</u>    | <u>2017</u> | <u>2016</u>  | <u>2015</u>     | <u>2014</u>     |
|---|-----------------|----------------|----------------|-----------------|----------------|----------------|-------------|--------------|-----------------|-----------------|
| Contractually Required Contributions                                    | \$ 17,452       | \$ 6,932       | \$ 6,863       | \$ 16,757       | \$ 5,400       | \$ 5,798       | \$ -        | \$ -         | \$ 16,102       | \$ 28,310       |
| Contributions in Relation to the Contractually<br>Required Contribution | <u>(17,452)</u> | <u>(6,932)</u> | <u>(6,863)</u> | <u>(16,757)</u> | <u>(5,400)</u> | <u>(5,798)</u> | <u>-</u>    | <u>-</u>     | <u>(16,102)</u> | <u>(28,310)</u> |
| Contribution Deficiency (Excess)  | <u>\$ -</u>     | <u>\$ -</u>    | <u>\$ -</u>    | <u>\$ -</u>     | <u>\$ -</u>    | <u>\$ -</u>    | <u>\$ -</u> | <u>\$ -</u>  | <u>\$ -</u>     | <u>\$ -</u>     |
| The Academy Covered Payroll   | \$ 948,629      | \$ 817,029     | \$ 948,686     | \$ 1,067,629    | \$ 1,079,933   | \$ 1,118,157   | \$ 886,086  | \$ 1,129,198 | \$ 1,368,371    | \$ 1,046,307    |
| Contributions as a Percentage of Covered Payroll                        | 1.84%           | 0.85%          | 0.72%          | 1.57%           | 0.50%          | 0.52%          | 0.00%       | 0.00%        | 1.18%           | 2.71%           |

See accompanying notes to the required supplementary information

Patriot Preparatory Academy  
 Required Supplementary Information  
 Schedule of the Academy's OPEB Contributions  
 State Teachers Retirement System of Ohio  
 Last Ten Fiscal Years

|  | <u>2023</u>  | <u>2022</u>  | <u>2021</u>  | <u>2020</u>  | <u>2019</u>  | <u>2018</u>  | <u>2017</u>  | <u>2016</u>  | <u>2015</u>  | <u>2014</u>  |
|--|--------------|--------------|--------------|--------------|--------------|--------------|--------------|--------------|--------------|--------------|
| Contractually Required Contributions                                 | \$ -         | \$ -         | \$ -         | \$ -         | \$ -         | \$ -         | \$ -         | \$ -         | \$ -         | \$ 12,956    |
| Contributions in Relation to the Contractually Required Contribution | -            | -            | -            | -            | -            | -            | -            | -            | -            | (12,956)     |
| Contribution Deficiency (Excess)                                     | <u>\$ -</u>  | <u>\$ -</u>  | <u>\$ -</u>  | <u>\$ -</u>  | <u>\$ -</u>  | <u>\$ -</u>  | <u>\$ -</u>  | <u>\$ -</u>  | <u>\$ -</u>  | <u>\$ -</u>  |
| The Academy Covered Payroll  | \$ 3,125,079 | \$ 2,860,650 | \$ 2,671,529 | \$ 2,035,293 | \$ 1,797,814 | \$ 1,651,257 | \$ 1,374,000 | \$ 1,285,933 | \$ 1,032,193 | \$ 1,295,605 |
| Contributions as a Percentage of Covered Payroll                     | 0.00%        | 0.00%        | 0.00%        | 0.00%        | 0.00%        | 0.00%        | 0.00%        | 0.00%        | 0.00%        | 1.00%        |

See accompanying notes to the required supplementary information

**PATRIOT PREPARATORY ACADEMY  
FRANKLIN COUNTY, OHIO**

*Notes to the Required Supplementary Information  
For the Fiscal Year Ended June 30, 2023*

---

**Note 1 - Net Pension Liability**

***Changes in Assumptions - SERS***

For fiscal year 2023, the SERS Board adopted the following assumption changes:

- Cost of living adjustment was increased from 2% to 2.5%.

For fiscal year 2022, the SERS Board adopted the following assumption changes:

- Assumed rate of inflation was reduced from 3.00 percent to 2.40 percent.
- Payroll Growth Assumption was reduced from 3.50 percent to 1.75 percent.
- Assumed real wage growth was increased from 0.50 percent to 0.85 percent.
- Cost of living adjustment was reduced from 2.5% to 2%.
- The discount rate was reduced from 7.5% to 7%.
- Rates of withdrawal, retirement and disability were updated to reflect recent experience.
- Mortality among service retired members, and beneficiaries was updated to the following:  
PUB-2010 General Amount Weighted Below Median Employee mortality table. Future improvement in mortality rates is reflected by applying the MP-2020 projection scale generationally.
- Mortality among service retired members was updated to the following:  
PUB-2010 General Employee Weighted Below Median Healthy Retiree mortality table projected to 2017 with ages set forward 1 year and adjusted 94.20% for males and set forward 2 years and adjusted 81.35% for females. Future improvement in mortality rates is reflected by applying the MP-2020 projection scale generationally.
- Mortality among contingent survivors was updated to the following:  
PUB-2010 General Amount Weighted Below Median Contingent Survivor mortality table projected to 2017 with ages set forward 1 year and adjusted 105.5% for males and adjusted 122.5% for females. Future improvement in mortality rates is reflected by applying the MP-2020 projection scale generationally.
- Mortality among disabled members was updated to the following:  
PUB-2010 General Disabled Retiree mortality table projected to 2017 with ages set forward 5 years and adjusted 103.3% for males and set forward 3 years and adjusted 106.8% for females. Future improvement in mortality rates is reflected by applying the MP-2020 projection scale generationally.

For fiscal year 2018, the SERS Board adopted the following assumption changes:

- Assumed rate of inflation was reduced from 3.25 percent to 3.00 percent
- Payroll Growth Assumption was reduced from 4.00-22.00 percent to 13.50-18.20 percent
- Assumed real wage growth was reduced from 0.75 percent to 0.50 percent
- Rates of withdrawal, retirement and disability were updated to reflect recent experience.
- Mortality among active members was updated to RP-2014 Blue Collar Mortality Table with fully generational projection and a five year age set-back for both males and females.
- Mortality among service retired members, and beneficiaries was updated to RP-2014 Blue Collar Mortality Table with fully generational projection with Scale BB, 120 percent of male rates, and 110 percent of female rates.
- Mortality among disabled members was updated to RP-2000 Disabled Mortality Table, 90 percent for male rates and 100 percent for female rates, set back five years is used for the period after disability retirement.

**PATRIOT PREPARATORY ACADEMY  
FRANKLIN COUNTY, OHIO**

*Notes to the Required Supplementary Information  
For the Fiscal Year Ended June 30, 2023*

---

**Note 1 - Net Pension Liability (Continued)**

***Changes in Benefit Terms - SERS***

For fiscal year 2018, the cost-of-living adjustment was changed from a fixed 3.00 percent to a cost-of-living adjustment that is indexed to CPI-W not greater than 2.50 percent with a floor of zero percent beginning January 1, 2018. In addition, with the authority granted the Board under HB 49, the Board has enacted a three-year COLA suspension for benefit recipients in calendar years 2018, 2019 and 2020.

***Changes in Assumptions – STRS***

For fiscal year 2023, demographic assumptions were reviewed and adopted by the Board on February 17, 2022 as part of an experience study performed covering the period from July 1, 2015 to June 30, 2021 with changes going into effect June 30, 2022.

For fiscal year 2022, the investment return rate was decreased from 7.45% to 7.00%.

For fiscal year 2018, the Retirement Board approved several changes to the actuarial assumptions in 2017. The long term expected rate of return was reduced from 7.75 percent to 7.45 percent, the inflation assumption was lowered from 2.75 percent to 2.50 percent, the payroll growth assumption was lowered to 3.00 percent, and total salary increases rate was lowered by decreasing the merit component of the individual salary increases, in addition to a decrease of 0.25 percent due to lower inflation. The healthy and disabled mortality assumptions were updated to the RP-2014 mortality tables with generational improvement scale MP-2016. Rates of retirement, termination and disability were modified to better reflect anticipated future experience.

***Changes in Benefit Terms - STRS***

For fiscal year 2018, the cost-of-living adjustment (COLA) was reduced to zero.

**Note 2 - Net OPEB Asset/Liability**

***Changes in Assumptions – SERS (fiscal year 2017)***

2017: The following changes of assumptions affected the total OPEB liability since the prior measurement date: (1) The assumed rate of inflation was reduced from 3.25% to 3.00%, (2) Payroll growth assumption was reduced from 4.00% to 3.50%, (3) Assumed real wage growth was reduced from 0.75% to 0.50%, (4) Rates of withdrawal, retirement and disability were updated to reflect recent experience, (5) Mortality among active members was updated to RP-2014 Blue Collar Mortality Table with fully generational projection and a five year age set-back for both males and females, (6) Mortality among service retired members, and beneficiaries was updated to the following RP- 2014 Blue Collar Mortality Table with fully generational projection with Scale BB, 120% of male rates, and 110% of female rates, and (7) Mortality among disabled members was updated to RP-2000 Disabled Mortality Table, 90% for male rates and 100% for female rates, set back five years is used for the period after disability retirement.

**PATRIOT PREPARATORY ACADEMY  
FRANKLIN COUNTY, OHIO**

*Notes to the Required Supplementary Information  
For the Fiscal Year Ended June 30, 2023*

---

***Changes in Assumptions – SERS (fiscal year 2018)***

Amounts reported for fiscal year 2018 incorporate changes in key methods and assumptions used in calculating the total OPEB liability. The Municipal Bond Index Rate increased from 2.95 percent to 3.56 percent. Single Equivalent Interest Rate, net of plan investment expense, including price inflation, increased from 2.98 percent to 3.63 percent.

***Changes in Assumptions – SERS (fiscal year 2019)***

Amounts reported for fiscal year 2019 incorporate changes in key methods and assumptions used in calculating the total OPEB liability. The Municipal Bond Index Rate increased from 3.56 percent to 3.62 percent. Single Equivalent Interest Rate, net of plan investment expense, including price inflation, increased from 3.63 percent to 3.70 percent. The health care cost trend assumptions changed as follows:

Pre-Medicare

|                  |  |
|------------------|--|
| Fiscal year 2018 | 7.50 percent initially, decreasing to 5.00 percent |
| Fiscal year 2019 | 7.25 percent initially, decreasing to 4.75 percent |

Medicare

|                  |   |
|------------------|---|
| Fiscal year 2018 | 5.50 percent initially, decreasing to 5.00 percent  |
| Fiscal year 2019 | 5.375 percent initially, decreasing to 4.75 percent |

***Changes in Assumptions – SERS (fiscal year 2020)***

Amounts reported for fiscal year 2020 incorporate changes in key methods and assumptions used in calculating the total OPEB liability as presented below:

|  |                       |
|--|-----------------------|
| Municipal Bond Index Rate:   |                       |
| Fiscal year 2020   | 3.13 percent          |
| Fiscal year 2019   | 3.62 percent          |
| Single Equivalent Interest Rate, net of plan investment expense, including price inflation |                       |
| Fiscal year 2020   | 3.22 percent          |
| Fiscal year 2019   | 3.70 percent          |
| Medical Trend Assumption:  |                       |
| Fiscal year 2020   |                       |
| Medicare   | 5.25 to 4.75 percent  |
| Pre-Medicare   | -7 to 4.75 percent    |
| Fiscal year 2019   |                       |
| Medicare   | 5.375 to 4.75 percent |
| Pre-Medicare   | 7.25 to 4.75 percent  |

The discount rate used to measure the total OPEB asset/liability at June 30, 2020 was 3.22 percent. The discount rate used to measure total OPEB liability prior to June 30, 2019 was 3.70 percent.

**PATRIOT PREPARATORY ACADEMY  
FRANKLIN COUNTY, OHIO**

*Notes to the Required Supplementary Information  
For the Fiscal Year Ended June 30, 2023*

---

***Changes in Assumptions – SERS (fiscal year 2021)***

Amounts reported for fiscal year 2021 incorporate changes in key methods and assumptions used in calculating the total OPEB liability as presented below:

|  |              |
|--|--------------|
| Municipal Bond Index Rate:   |              |
| Fiscal year 2021   | 2.45 percent |
| Fiscal year 2020   | 3.13 percent |
| Single Equivalent Interest Rate, net of plan investment expense, including price inflation |              |
| Fiscal year 2021   | 2.63 percent |
| Fiscal year 2020   | 3.22 percent |

The discount rate used to measure the total OPEB asset/liability at June 30, 2021 was 2.63 percent. The discount rate used to measure total OPEB liability prior to June 30, 2020 was 3.22 percent.

***Changes in Assumptions – SERS (fiscal year 2022)***

- This discount rate changed from 2.63% to 2.27%.
- The investment rate of return was reduced from 7.50% to 7.00%.
- Assumed rate of inflation was reduced from 3.00% to 2.40%.
- Payroll Growth Assumption was reduced from 3.50% to 1.75%.
- Assumed real wage growth was increased from 0.50% to 0.85%.
- Rates of withdrawal, retirement and disability were updated to reflect recent experience.
- Rate of health care participation for future retirees and spouses was updated to reflect recent experience.
- Mortality among active members was updated to the following:
  - PUB-2010 General Amount Weighted Below Median Employee mortality table.
- Mortality among service retired members was updated to the following:
  - PUB-2010 General Employee Amount Weighted Below Median Healthy Retiree mortality table projected to 2017 with ages set forward 1 year and adjusted 94.20% for males and set forward 2 years and adjusted 81.35% for females.
- Mortality among beneficiaries was updated to the following:
  - PUB-2010 General Amount Weighted Below Median Contingent Survivor mortality table projected to 2017 with ages set forward 1 year and adjusted 105.5% for males and adjusted 122.5% for females.
- Mortality among disabled member was updated to the following:
  - PUB-2010 General Disabled Retiree mortality table projected to 2017 with ages set forward 5 year and adjusted 103.3% for males and set forward 3 years and adjusted 106.8% for females.
- Mortality rates are projected using a fully generational projection with Scale MP-2020.
- Municipal Bond Index Rate:

|                  |              |
|------------------|--------------|
| Fiscal year 2022 | 1.92 percent |
| Fiscal year 2021 | 2.45 percent |
- Single Equivalent Interest Rate, net of plan investment expense, including price inflation

|                  |              |
|------------------|--------------|
| Fiscal year 2022 | 2.27 percent |
| Fiscal year 2021 | 2.63 percent |

**PATRIOT PREPARATORY ACADEMY  
FRANKLIN COUNTY, OHIO**

*Notes to the Required Supplementary Information  
For the Fiscal Year Ended June 30, 2023*

---

***Changes in Assumptions – SERS (fiscal year 2022) (Continued)***

The discount rate used to measure the total OPEB asset/liability at June 30, 2022 was 2.27 percent. The discount rate used to measure total OPEB liability prior to June 30, 2021 was 2.63 percent.

***Changes in Assumptions – SERS (fiscal year 2023)***

The discount rate used to measure the total OPEB asset/liability at June 30, 2023 was 4.08 percent. The discount rate used to measure total OPEB liability prior to June 30, 2022 was 2.27 percent. The health care trends were updated.

***Changes in Benefit Terms - SERS***

There have been no changes to the benefit provisions.

***Changes in Assumptions – STRS***

For fiscal year 2023, demographic assumptions were reviewed and adopted by the Board on February 17, 2022 as part of an experience study performed covering the period from July 1, 2015 to June 30, 2021 with changes going into effect June 30, 2022.

For fiscal year 2022, the investment rate of return decreased from 7.45 percent to 7.00 percent. The health care trend assumption rate changed as follows: Medical Medicare – from -6.69 percent initial, 4 percent ultimate to -16.18 percent initial, 4 percent ultimate and Prescription Drug Medicare – from 11.87 percent initial, 4 percent ultimate to 29.98 percent initial, 4 percent ultimate.

For fiscal year 2021, health care cost trend rates changed from 4.93 percent to 9.62 percent initially and a 4.00 percent ultimate rate to -6.69 percent to 11.87 percent initial, 4 percent ultimate.

For fiscal year 2020, health care cost trend rates changed from -5.23 percent to 8 percent initial, 4 percent ultimate to 4.93 percent to 9.62 percent initially and a 4.00 percent ultimate rate.

For fiscal year 2019, the discount rate was increased from the blended rate of 4.13 percent to the long-term expected rate of return of 7.45 percent. Valuation year per capita health care costs were updated. Health care cost trend rates changed from 6.00 percent to 11 percent initially and a 4.50 percent ultimate rate to a range of -5.23 percent to 8 percent, initially and a 4.00 ultimate rate.

For fiscal year 2018, the blended discount rate was increased from 3.26 percent to 4.13 percent. The long-term rate of return was reduced to 7.45 percent. Valuation year per capita health care costs were updated, and the salary scale was modified. The percentage of future retirees electing each option was updated based on current data and the percentage of future disabled retirees and terminated vested participants electing health coverage were decreased. The assumed mortality, disability, retirement, withdrawal and future health care cost trend rates were modified along with the portion of rebated prescription drug costs.

**PATRIOT PREPARATORY ACADEMY  
FRANKLIN COUNTY, OHIO**

*Notes to the Required Supplementary Information  
For the Fiscal Year Ended June 30, 2023*

---

***Changes in Benefit Terms – STRS***

For fiscal year 2022, the non-Medicare subsidy percentage was increased effective January 1, 2022 from 2.055 percent to 2.1 percent per year of service. The non-Medicare frozen subsidy base premium was increased effective January 1, 2022. The Medicare Part D Subsidy was updated to reflect it is expected to be negative in calendar year 2022. The Part B monthly reimbursement elimination date was postponed indefinitely.

For fiscal year 2021, there was no change to the claims costs process. Claim curves were updated to reflect the projected fiscal year ending June 30, 2021 premium based on June 30, 2020 enrollment distribution. The non-Medicare subsidy percentage was increased effective January 1, 2021 from 1.984 percent to 2.055 percent per year of service. The non-Medicare frozen subsidy base premium was increased effective January 1, 2021. The Medicare subsidy percentages were adjusted effective January 1, 2021 to 2.1 percent for the AMA Medicare plan. The Medicare Part B monthly reimbursement elimination date was postponed indefinitely.

For fiscal year 2020, the subsidy multiplier for non-Medicare benefit recipients was increased from 1.944 percent to 1.984 percent per year of service effective January 1, 2020. The Non-Medicare frozen subsidy base premium was increased effective January 1, 2020. The Medicare subsidy percentages were adjusted effective January 1, 2021 to 2.10 percent from the Medicare Plan. The Medicare Part B monthly reimbursement elimination date was postponed to January 1, 2021.

For fiscal year 2019, the subsidy multiplier for non-Medicare benefit recipients was increased from 1.9 percent to 1.944 percent per year of service effective January 1, 2019. The non-Medicare frozen subsidy base premium was increased effective January 1, 2019 and all remaining Medicare Part B premium reimbursements will be discontinued beginning January 1, 2020.

For fiscal year 2018, the subsidy multiplier for non-Medicare benefit recipients was reduced from 2.1 percent to 1.9 percent per year of service. Medicare Part B premium reimbursements were discontinued for certain survivors and beneficiaries and all remaining Medicare Part B premium reimbursements will be discontinued beginning January 2019. This was subsequently extended, see above paragraph.



**Patriot Preparatory Academy**  
**Franklin County**  
*Schedule of Federal Awards Expenditures*  
*For the Fiscal Year Ended June 30, 2023*

| Federal Grantor/Pass Through Grantor/Program Title                          | Pass Through<br>Entity<br>Number | Federal<br>Assistance<br>Listing<br>Number | Payments to<br>Subrecipients | Federal Awards<br>Expenditures |
|---|----------------------------------|--|------------------------------|--------------------------------|
| <b><u>United States Department of Agriculture</u></b>                       |                                  |  |                              |                                |
| <i>Passed through the Ohio Department of Education</i>                      |                                  |  |                              |                                |
| Child Nutrition Cluster:  |                                  |  |                              |                                |
| School Breakfast Program  | N/A                              | 10.553                                     | \$0                          | \$195,671                      |
| National School Lunch Program   | N/A                              | 10.555                                     | 0                            | 303,221                        |
| COVID-19 National School Lunch Program                                      | N/A                              | 10.555                                     | 0                            | 38,940                         |
| Total Child Nutrition Cluster   |                                  |  | <u>0</u>                     | <u>537,832</u>                 |
| COVID-19 Pandemic EBT Administrative Costs                                  | N/A                              | 10.649                                     | 0                            | 628                            |
| <b>Total United States Department of Agriculture</b>                        |                                  |  | <u>0</u>                     | <u>538,460</u>                 |
| <b><u>United States Department of Education</u></b>                         |                                  |  |                              |                                |
| <i>Passed through the Ohio Department of Education</i>                      |                                  |  |                              |                                |
| Special Education Cluster (IDEA)  |                                  |  |                              |                                |
| Special Education-Grants to States  | N/A                              | 84.027                                     | 0                            | 178,042                        |
| COVID-19 Special Education-Grants to States                                 | N/A                              | 84.027X                                    | 0                            | 3,709                          |
| Special Education Preschool Grants  | N/A                              | 84.173                                     | 0                            | 1,942                          |
| Total Special Education Cluster (IDEA)                                      |                                  |  | <u>0</u>                     | <u>183,693</u>                 |
| COVID-19 Education Stabilization Fund - ESSER II                            | N/A                              | 84.425D                                    | 0                            | 831,807                        |
| COVID-19 Education Stabilization Fund - ESSER ARP                           | N/A                              | 84.425U                                    | 0                            | 712,879                        |
| COVID-19 Education Stabilization Fund - ARP Homeless Targeted Support Grant | N/A                              | 84.425W                                    | 0                            | 3,743                          |
| Total COVID-19 Education Stabilization Fund                                 |                                  |  | <u>0</u>                     | <u>1,548,429</u>               |
| Title I Grants to Local Educational Agencies                                | N/A                              | 84.010                                     | 0                            | 308,924                        |
| English Language Acquisition State Grants                                   | N/A                              | 84.365                                     | 9,962                        | 9,962                          |
| Student Support and Academic Enrichment Program                             | N/A                              | 84.424                                     | 0                            | 19,674                         |
| Supporting Effective Instruction State Grants                               | N/A                              | 84.367                                     | 0                            | 34,167                         |
| <b>Total United States Department of Education</b>                          |                                  |  | <u>9,962</u>                 | <u>2,104,849</u>               |
| <b>Total Federal Financial Assistance</b>                                   |                                  |  | <u>\$9,962</u>               | <u>\$2,643,309</u>             |

N/A - pass through entity number not available.

The notes to the schedule of federal awards expenditures are an integral part of this schedule.

**Patriot Preparatory Academy**  
**Franklin County**  
*Notes to the Schedule of Federal Awards Expenditures*  
*2 CFR 200.510(b)(6)*  
*For the Fiscal Year Ended June 30, 2023*

---

**Note 1 – Basis of Presentation**

The accompanying schedule of federal awards expenditures (the schedule) is a summary of the activity of the Academy's federal award programs. The information in this schedule is presented in accordance with the requirements of Title 2 U.S. *Code of Federal Regulations* Part 200, *Uniform Administrative Requirements, Cost Principles, and Audit Requirements for Federal Awards* (Uniform Guidance). Because the schedule presents only a selected portion of the operations of the Academy, it is not intended to and does not present the financial position, changes in net position, or cash flows of the Academy.

**Note 2 – Summary of Significant Accounting Policies**

Expenditures reported on the schedule are reported on the cash basis of accounting. Such expenditures are recognized following the cost principles contained in Title 2 U.S. *Code of Federal Regulations* Part 200, *Uniform Administrative Requirements, Cost Principles, and Audit Requirements for Federal Awards*, wherein certain types of expenditures may or may not be allowable or may be limited as to reimbursement.

**Note 3 – Indirect Cost Rate**

The Academy has elected not to use the 10-percent de minimis indirect cost rate as allowed under the Uniform Guidance.

**Note 4 - Subrecipients**

The Academy passes certain federal awards received from the Ohio Department of Education to other governments or not-for-profit agencies (subrecipients). As Note 2 describes, the Academy reports expenditures of Federal awards to subrecipients when paid in cash.

As a pass-through entity, the Academy has certain compliance responsibilities, such as monitoring its subrecipients to help assure they use these subawards as authorized by laws, regulations, and the provisions of contracts or grant agreements, and that subrecipients achieve the award's performance goals.

**Note 5 – Child Nutrition Cluster**

The Academy commingles cash receipts from the U.S. Department of Agriculture with similar State grants. When reporting expenditures on this schedule, the Academy assumes it expends federal monies first.

**Report on Internal Control Over Financial Reporting and on Compliance and Other Matters Based on an Audit of Financial Statements Performed in Accordance With *Government Auditing Standards***

Independent Auditor's Report

Members of the Board  
Patriot Preparatory Academy  
4938 Beatrice Drive  
Columbus, Ohio 43227

We have audited, in accordance with the auditing standards generally accepted in the United States of America and the standards applicable to financial audits contained in *Government Auditing Standards* issued by the Comptroller General of the United States (*Government Auditing Standards*), the financial statements of Patriot Preparatory Academy, Franklin County, Ohio (the Academy) as of and for the year ended June 30, 2023, and the related notes to the financial statements, which collectively comprise the Academy's basic financial statements, and have issued our report thereon dated April 19, 2024.

**Report on Internal Control Over Financial Reporting**

In planning and performing our audit of the financial statements, we considered the Academy's internal control over financial reporting (internal control) as a basis for designing audit procedures that are appropriate in the circumstances for the purpose of expressing our opinion on the financial statements, but not for the purpose of expressing an opinion on the effectiveness of the Academy's internal control. Accordingly, we do not express an opinion on the effectiveness of the Academy's internal control.

A deficiency in internal control exists when the design or operation of a control does not allow management or employees, in the normal course of performing their assigned functions, to prevent, or detect and correct, misstatements on a timely basis. A material weakness is a deficiency, or a combination of deficiencies, in internal control, such that there is a reasonable possibility that a material misstatement of the entity's financial statements will not be prevented, or detected and corrected, on a timely basis. A significant deficiency is a deficiency, or a combination of deficiencies, in internal control that is less severe than a material weakness, yet important enough to merit attention by those charged with governance.


Our consideration of internal control was for the limited purpose described in the first paragraph of this section and was not designed to identify all deficiencies in internal control that might be material weaknesses or significant deficiencies. Given these limitations, during our audit we did not identify any deficiencies in internal control that we consider to be material weaknesses. However, material weaknesses or significant deficiencies may exist that were not identified.

### **Report on Compliance and Other Matters**

As part of obtaining reasonable assurance about whether the Academy's financial statements are free from material misstatement, we performed tests of its compliance with certain provisions of laws, regulations, contracts, and grant agreements, noncompliance with which could have a direct and material effect on the financial statements. However, providing an opinion on compliance with those provisions was not an objective of our audit, and accordingly, we do not express such an opinion. The results of our tests disclosed no instances of noncompliance or other matters that are required to be reported under *Government Auditing Standards*.

### **Purpose of This Report**

The purpose of this report is solely to describe the scope of our testing of internal control and compliance and the results of that testing, and not to provide an opinion on the effectiveness of the entity's internal control or on compliance. This report is an integral part of an audit performed in accordance with *Government Auditing Standards* in considering the entity's internal control and compliance. Accordingly, this communication is not suitable for any other purpose.



Millhuff-Stang, CPA, Inc.  
Chillicothe, Ohio

April 19, 2024

**Report on Compliance For Each Major Federal Program and on Internal Control Over Compliance  
Required by the Uniform Guidance**

Independent Auditor's Report

Members of the Board  
Patriot Preparatory Academy  
4938 Beatrice Drive  
Columbus, Ohio 43227

**Report on Compliance for Each Major Federal Program**

***Opinion on Each Major Federal Program***

We have audited the compliance of Patriot Preparatory Academy, Franklin County, Ohio (the Academy) with the types of compliance requirements identified as subject to audit in the OMB *Compliance Supplement* that could have a direct and material effect on the Academy's major federal program for the year ended June 30, 2023. The Academy's major federal program is identified in the summary of auditor's results section of the accompanying schedule of findings and questioned costs.

In our opinion, the Academy complied, in all material respects, with the compliance requirements referred to above that could have a direct and material effect on its major federal program for the year ended June 30, 2023.

***Basis for Opinion on Each Major Federal Program***

We conducted our audit of compliance in accordance with auditing standards generally accepted in the United States of America (GAAS); the standards applicable to financial audits contained in *Government Auditing Standards* issued by the Comptroller General of the United States (*Government Auditing Standards*); and the audit requirements of Title 2 U.S. *Code of Federal Regulations* Part 200, *Uniform Administrative Requirements, Cost Principles, and Audit Requirements for Federal Awards* (Uniform Guidance). Our responsibilities under those standards and the Uniform Guidance are further described in the Auditor's Responsibilities for the Audit of Compliance section of our report.

We are required to be independent of the Academy and to meet our other ethical responsibilities, in accordance with relevant ethical requirements relating to our audit. We believe that the audit evidence we have obtained is sufficient and appropriate to provide a basis for our opinion on compliance for the major federal program. Our audit does not provide a legal determination of the Academy's compliance with the compliance requirements referred to above.

***Responsibilities of Management for Compliance***

Management is responsible for compliance with the requirements referred to above and for the design, implementation, and maintenance of effective internal control over compliance with the requirements of laws, statutes, regulations, rules and provisions of contracts or grant agreements applicable to the Academy's federal programs.

### ***Auditor's Responsibilities for the Audit of Compliance***

Our objectives are to obtain reasonable assurance about whether material noncompliance with the compliance requirements referred to above occurred, whether due to fraud or error, and express an opinion on the Academy's compliance based on our audit. Reasonable assurance is a high level of assurance but is not absolute assurance and therefore is not a guarantee that an audit conducted in accordance with GAAS, *Government Auditing Standards*, and the Uniform Guidance will always detect material noncompliance when it exists. The risk of not detecting material noncompliance resulting from fraud is higher than for that resulting from error, as fraud may involve collusion, forgery, intentional omissions, misrepresentations, or the override of internal control. Noncompliance with the compliance requirements referred to above is considered material, if there is a substantial likelihood that, individually or in the aggregate, it would influence the judgment made by a reasonable user of the report on compliance about the Academy's compliance with the requirements of the major federal program as a whole.

In performing an audit in accordance with GAAS, *Government Auditing Standards*, and the Uniform Guidance, we

- exercise professional judgment and maintain professional skepticism throughout the audit.
- identify and assess the risks of material noncompliance, whether due to fraud or error, and design and perform audit procedures responsive to those risks. Such procedures include examining, on a test basis, evidence regarding the Academy's compliance with the compliance requirements referred to above and performing such other procedures as we considered necessary in the circumstances.
- obtain an understanding of the Academy's internal control over compliance relevant to the audit in order to design audit procedures that are appropriate in the circumstances and to test and report on internal control over compliance in accordance with the Uniform Guidance, but not for the purpose of expressing an opinion on the effectiveness of the Academy's internal control over compliance. Accordingly, no such opinion is expressed.

We are required to communicate with those charged with governance regarding, among other matters, the planned scope and timing of the audit and any significant deficiencies and material weaknesses in internal control over compliance that we identified during the audit.

### ***Other Matters***

The results of our auditing procedures disclosed an instance of noncompliance which is required to be reported in accordance with the Uniform Guidance and which is described in the accompanying schedule of findings and questioned costs as item 2023-001. Our opinion on the major federal program is not modified with respect to this matter.

*Government Auditing Standards* requires the auditor to perform limited procedures on the Academy's response to the noncompliance finding identified in our compliance audit described in the accompanying schedule of findings and questioned costs. The Academy's response was not subjected to the other auditing procedures applied in the audit of compliance and, accordingly, we express no opinion on the response.

### **Report on Internal Control Over Compliance**

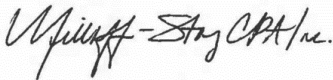
Our consideration of internal control over compliance was for the limited purpose described in the Auditor's Responsibilities for the Audit of Compliance section above and was not designed to identify all deficiencies in internal control over compliance that might be material weaknesses or significant deficiencies in internal control over compliance and therefore, material weaknesses or significant deficiencies may exist that were not identified. However, as discussed below, we did identify a certain deficiency in internal control over compliance that we consider to be a material weakness.

*A deficiency in internal control over compliance* exists when the design or operation of a control over compliance does not allow management or employees, in the normal course of performing their assigned functions, to prevent, or detect and correct, noncompliance with a type of compliance requirement of a federal program on a timely basis. *A material weakness in internal control over compliance* is a deficiency, or a combination of deficiencies, in internal control over compliance, such that there is a reasonable possibility that material noncompliance with a type of compliance requirement of a federal program will not be prevented, or detected and corrected, on a timely basis. *A significant deficiency in internal control over compliance* is a deficiency, or a combination of deficiencies, in internal control over compliance with a type of compliance requirement of a federal program that is less severe than a material weakness in internal control over compliance, yet important enough to merit attention by those charged with governance. We consider the deficiency in internal control over compliance described in the accompanying schedule of findings and questioned costs as item 2023-001 to be a material weakness.

Our audit was not designed for the purpose of expressing an opinion on the effectiveness of internal control over compliance. Accordingly, no such opinion is expressed.

*Government Auditing Standards* requires the auditor to perform limited procedures on the Academy's response to the internal control over compliance finding identified in our compliance audit described in the accompanying schedule of findings and questioned costs. The Academy's response was not subjected to the other auditing procedures applied in the audit of compliance and, accordingly, we express no opinion on the response.

The purpose of this report on internal control over compliance is solely to describe the scope of our testing of internal control over compliance and the results of that testing based on the requirements of the Uniform Guidance. Accordingly, this report is not suitable for any other purpose.



Millhuff-Stang, CPA, Inc.  
Chillicothe, Ohio

April 19, 2024

**Patriot Preparatory Academy**  
**Franklin County**  
*Schedule of Findings and Questioned Costs*  
*2 CFR Section 200.515*  
*For the Fiscal Year Ended June 30, 2023*

**Section I – Summary of Auditor’s Results**

|  |   |   |
|--|---|---|
| <i>Financial Statements</i>  |   |   |
| Type of report the auditor issued on whether the financial statements audited were prepared in accordance with GAAP: |   | Unmodified  |
| Internal control over financial reporting:   |   |   |
|  | Material weakness(es) identified?       | No  |
|  | Significant deficiency(ies) identified? | No  |
| Noncompliance material to financial statements noted?  |   | No  |
| <i>Federal Awards</i>  |   |   |
| Internal control over major program(s):  |   |   |
|  | Material weakness(es) identified?       | Yes   |
|  | Significant deficiency(ies) identified? | None reported   |
| Type of auditor’s report issued on compliance for major programs:  |   | Unmodified  |
| Any auditing findings disclosed that are required to be reported in accordance with 2 CFR 200.516(a)?                |   | Yes   |
| Identification of major program(s):  |   | COVID-19 Education Stabilization Fund (AL #84.425D, #84.425U, #84.425W) |
| Dollar threshold used to distinguish between type A and type B programs:   |   | Type A: >\$750,000<br>Type B: all others                                |
| Auditee qualified as low-risk auditee?   |   | No  |

**Section II – Financial Statement Findings**

**None.**

**Section III – Federal Award Findings and Questioned Costs**

|   |  |                                   |          |
|---|--|-----------------------------------|----------|
| <b>ALN Title and Number</b>             | COVID-19 Education Stabilization Fund, AL #84.425D, #84.425U, #84.425W |                                   |          |
| <b>Federal Award Number and Year</b>    | 2023   |                                   |          |
| <b>Federal Agency</b>                   | United States Department of Education                                  |                                   |          |
| <b>Pass-Through Entity</b>              | Ohio Department of Education   |                                   |          |
| <b>Repeat Finding from Prior Audit?</b> | Yes  | <b>Finding Number (if repeat)</b> | 2022-003 |

**Finding 2023-001 – Noncompliance/Material Weakness – Equipment and Real Property Management**

2 CFR Section 3474.1 gives regulatory effect to the Department of Education for 2 CFR Section 200.313(b) through (d) which require that:(c) Equipment must be used in the program or project for which it was acquired as long as needed, whether or not the project or program continues to be supported by the Federal award or, when appropriate, under other Federal awards; however, the non-Federal entity must not encumber the equipment without prior approval of the Federal awarding agency. (d) Procedures for managing equipment (including replacement equipment), whether acquired in whole or in part under a Federal award, until disposition takes place will, as a minimum, meet the following requirements:



**Patriot Preparatory Academy**  
**Franklin County**  
*Schedule of Findings and Questioned Costs*  
*2 CFR Section 200.515*  
*For the Fiscal Year Ended June 30, 2023*

---

**Finding 2023-001 – Noncompliance/Material Weakness – Equipment and Real Property Management (Continued)**

1. Property records must be maintained that include a description of the property, a serial number or other identification number, the source of funding for the property (including the Federal award identification number), who holds title, the acquisition date, cost of the property, percentage of Federal participation in the project costs for the Federal award under which the property was acquired, the location, use and condition of the property, and any ultimate disposition data including the date of disposal and sales price of the property.
2. A physical inventory of the property must be taken and the results reconciled with the property records at least once every 2 years.
3. A control system must be developed to ensure adequate safeguards to prevent loss, damage, or theft of the property. Any loss, damage, or theft must be investigated.
3. Adequate maintenance procedures must be developed to keep the property in good condition.
4. If the non-Federal entity is authorized or required to sell the property, proper sales procedures must be established to ensure the highest possible return.

During prior year testing, we identified certain assets acquired with federal funds that were not capitalized or recorded in any identified asset tracking system. During current year testing, we found that this omission had not been corrected.

The Academy should implement additional procedures to ensure any equipment purchased with federal funds are input into an asset tracking system. In addition, we recommend the Academy review the omitted items and add them to their inventory system to track going forward.

*Client Response:*

See accompanying corrective action plan.



*Corrective Action Plan  
2 CFR Section 200.511(c)  
For the Fiscal Year Ended June 30, 2023*

| Finding Number | Planned Corrective Action   | Anticipated Completion Date | Responsible Contact Person   |
|----------------|---|-----------------------------|------------------------------|
| 2023-001       | The Treasurer will work with the GAAP compiler to ensure that all assets purchased with federal funds are properly accounted for on the financial statements for subsequent fiscal years. Additionally, beginning in late FY24, capital assets are tracked using an inventory management system. This will help ensure that all future assets purchased with state and federal funds are identified properly. | June 30, 2024               | Joel McCloskey,<br>Treasurer |

# PATRIOT



PREPARATORY ACADEMY

*Schedule of Prior Audit Findings  
2 CFR Section 200.511(b)  
For the Fiscal Year Ended June 30, 2023*

| Finding Number   | Finding Summary   | Fully Corrected? | Not Corrected, Partially Corrected; Significantly Different Corrective Action Taken; or Finding No Longer Valid; <b><i>Explain</i></b> |
|------------------|---|------------------|--|
| Finding 2022-001 | Significant Deficiency – Financial Reporting  | No               | Reissued in management letter  |
| Finding 2022-002 | Material Weakness/<br>Noncompliance – COVID-19<br>Education Stabilization Fund<br>– Special Tests and<br>Provisions – Wage Rate<br>Requirements | Yes              |  |
| Finding 2022-003 | Material Weakness/<br>Noncompliance – COVID-19<br>Education Stabilization Fund<br>– Equipment and Real<br>Property Management                   | No               | Reissued as Finding 2023-001   |

**This page intentionally left blank.**

# OHIO AUDITOR OF STATE KEITH FABER



**PATRIOT PREPARATORY ACADEMY**

**FRANKLIN COUNTY**

**AUDITOR OF STATE OF OHIO CERTIFICATION**

This is a true and correct copy of the report, which is required to be filed pursuant to Section 117.26, Revised Code, and which is filed in the Office of the Ohio Auditor of State in Columbus, Ohio.



**Certified for Release 6/18/2024**

65 East State Street, Columbus, Ohio 43215  
Phone: 614-466-4514 or 800-282-0370

This report is a matter of public record and is available online at  
[www.ohioauditor.gov](http://www.ohioauditor.gov)