

VALLEY VIEW LOCAL SCHOOL DISTRICT
MONTGOMERY COUNTY, OHIO

SINGLE AUDIT

FOR THE FISCAL YEAR ENDED
JUNE 30, 2023



88 East Broad Street
Columbus, Ohio 43215
IPAReport@ohioauditor.gov
(800) 282-0370

Board of Education
Valley View Local School District
59 Peffley St
Germantown, OH 45327

We have reviewed the *Independent Auditor's Report* of the Valley View Local School District, Montgomery County, prepared by Julian & Grube, Inc., for the audit period July 1, 2022 through June 30, 2023. Based upon this review, we have accepted these reports in lieu of the audit required by Section 117.11, Revised Code. The Auditor of State did not audit the accompanying financial statements and, accordingly, we are unable to express, and do not express an opinion on them. In conjunction with the work performed by the Independent Public Accountant, the Auditor of State is issuing the following:

Finding for Recovery Resolved Under Audit — Employee Overpayment

Collective Bargaining Agreement between Valley View Teachers Association and Valley View Local School Board, 21-MED-03-0467, Article 4 and Addendum A, describes employee salary schedules based on education hours earned and describes how the schedules apply to applicable employees.

Valley View Local School District Policy, Placement on Salary Schedule, #po3411, further indicates that the Board of Education retains the authority to specify the salary of new positions and to determine the credit to be awarded for placement on the District's salary schedule, in accordance with any applicable terms in the negotiated agreement.

The District entered the salary schedule rate in the accounting system for employee Elizabeth Phares by incorrectly entering her salary schedule rate at the next step of the negotiated agreement during the 2022-2023 school year. As a result, Ms. Phare's pay was calculated in error and Ms. Phare was overpaid by \$1,841.

In accordance with the foregoing facts and pursuant to Ohio Rev. Code § 117.28, a Finding for Recovery for public monies illegally expended is hereby issued, jointly and severally, against Elizabeth Phares and Treasurer Valorie Hill and her bonding company, Auto-Owners Insurance Company, in the amount of \$1,841, and in favor of Valley View Local School District's General Fund.

On June 14, 2023, the District entered into an agreement with Elizabeth Phares for repayment of the amount overpaid. Per the agreement, there will be \$50 deducted from Ms. Phares' pay, per payroll period, starting on pay date July 5, 2023, until the amount is repaid in full, pursuant to the payment schedule, with the scheduled date of January 1, 2025. As a result of this agreed-upon plan covering the amount owed, the Finding for Recovery is considered to be resolved under audit.

Board of Education
Valley View Local School District
59 Peffley St
Germantown, OH 45327
Page -2-

Our review was made in reference to the applicable sections of legislative criteria, as reflected by the Ohio Constitution, and the Revised Code, policies, procedures and guidelines of the Auditor of State, regulations and grant requirements. The Valley View Local School District is responsible for compliance with these laws and regulations.

The Auditor of State is conducting an investigation of the District, any potential findings related to controls or compliance will be reported in a future report.



Keith Faber
Auditor of State
Columbus, Ohio

April 22, 2024

**VALLEY VIEW LOCAL SCHOOL DISTRICT
MONTGOMERY COUNTY, OHIO**

TABLE OF CONTENTS

Independent Auditor’s Report.....	1 - 3
Management’s Discussion and Analysis.....	4 - 15
Basic Financial Statements:	
Government-Wide Financial Statements:	
Statement of Net Position	16
Statement of Activities.....	17
Fund Financial Statements:	
Balance Sheet - Governmental Funds	18
Reconciliation of Total Governmental Fund Balances to Net Position of Governmental Activities	19
Statement of Revenues, Expenditures and Changes in Fund Balances - Governmental Funds	20
Reconciliation of the Statement of Revenues, Expenditures and Changes in Fund Balances of Governmental Funds to the Statement of Activities	21
Statement of Revenues, Expenditures and Changes in Fund Balance - Budget and Actual (Non-GAAP Budgetary Basis) - General Fund	22
Notes to the Basic Financial Statements	24 - 66
Required Supplementary Information:	
Schedule of the District’s Proportionate Share of the Net Pension Liability:	
School Employees Retirement System (SERS) of Ohio	69 - 70
State Teachers Retirement System (STRS) of Ohio	71 - 72
Schedule of District Pension Contributions:	
School Employees Retirement System (SERS) of Ohio	73 - 74
State Teachers Retirement System (STRS) of Ohio	75 - 76
Schedule of the District’s Proportionate Share of the Net OPEB Liability/Asset:	
School Employees Retirement System (SERS) of Ohio	77 - 78
State Teachers Retirement System (STRS) of Ohio	79 - 80
Schedule of District OPEB Contributions:	
School Employees Retirement System (SERS) of Ohio	81 - 82
State Teachers Retirement System (STRS) of Ohio	83 - 84
Notes to the Required Supplementary Information	85 - 89
Supplementary Information:	
Schedule of Expenditures of Federal Awards	90
Notes to the Schedule of Expenditures of Federal Awards 2 <i>CFR</i> § 200.510(b)(6).....	91
Independent Auditor’s Report on Internal Control Over Financial Reporting and on Compliance and Other Matters Based on an Audit of Financial Statements Performed in Accordance With <i>Government Auditing Standards</i>	92 - 93
Independent Auditor’s Report on Compliance for Each Major Federal Program and on Internal Control Over Compliance Required by the Uniform Guidance.....	94 - 96
Schedule of Findings 2 <i>CFR</i> § 200.515	97 - 98
Corrective Action Plan 2 <i>CFR</i> § 200.511(c)	99

This page intentionally left blank.

Independent Auditor's Report

Valley View Local School District
Montgomery County
59 Peffley Street
Germantown, Ohio 45327

To the Members of the Board of Education:

Report on the Audit of the Financial Statements

Opinions

We have audited the accompanying financial statements of the governmental activities, each major fund, and the aggregate remaining fund information of the Valley View Local School District, Montgomery County, Ohio, as of and for the fiscal year ended June 30, 2023, and the related notes to the financial statements, which collectively comprise the Valley View Local School District's basic financial statements as listed in the table of contents.

In our opinion, the financial statements referred to above present fairly, in all material respects, the respective financial position of the governmental activities, each major fund, and the aggregate remaining fund information of the Valley View Local School District, as of June 30, 2023, and the respective changes in financial position thereof and the budgetary comparison for the General Fund for the year then ended in accordance with accounting principles generally accepted in the United States of America.

Basis for Opinions

We conducted our audit in accordance with auditing standards generally accepted in the United States of America and the standards applicable to financial audits contained in *Government Auditing Standards*, issued by the Comptroller General of the United States. Our responsibilities under those standards are further described in the "Auditor's Responsibilities for the Audit of the Financial Statements" section of our report. We are required to be independent of the Valley View Local School District and to meet our other ethical responsibilities, in accordance with the relevant ethical requirements relating to our audit. We believe that the audit evidence we have obtained is sufficient and appropriate to provide a basis for our audit opinions.

Responsibilities of Management for the Financial Statements

Management is responsible for the preparation and fair presentation of the financial statements in accordance with accounting principles generally accepted in the United States of America, and for the design, implementation, and maintenance of internal control relevant to the preparation and fair presentation of financial statements that are free from material misstatement, whether due to fraud or error.

In preparing the financial statements, management is required to evaluate whether there are conditions or events, considered in the aggregate, that raise substantial doubt about the Valley View Local School District's ability to continue as a going concern for twelve months beyond the financial statement date, including any currently known information that may raise substantial doubt shortly thereafter.

Auditor's Responsibilities for the Audit of the Financial Statements

Our objectives are to obtain reasonable assurance about whether the financial statements as a whole are free from material misstatement, whether due to fraud or error, and to issue an auditor's report that includes our opinions. Reasonable assurance is a high level of assurance but is not absolute assurance and therefore is not a guarantee that an audit conducted in accordance with generally accepted auditing standards and *Government Auditing Standards* will always detect a material misstatement when it exists. The risk of not detecting a material misstatement resulting from fraud is higher than for one resulting from error, as fraud may involve collusion, forgery, intentional omissions, misrepresentations, or the override of internal control. Misstatements are considered material if there is a substantial likelihood that, individually or in the aggregate, they would influence the judgment made by a reasonable user based on the financial statements.

In performing an audit in accordance with generally accepted auditing standards and *Government Auditing Standards*, we:

- Exercise professional judgment and maintain professional skepticism throughout the audit.
- Identify and assess the risks of material misstatement of the financial statements, whether due to fraud or error, and design and perform audit procedures responsive to those risks. Such procedures include examining, on a test basis, evidence regarding the amounts and disclosures in the financial statements.
- Obtain an understanding of internal control relevant to the audit in order to design audit procedures that are appropriate in the circumstances, but not for the purpose of expressing an opinion on the effectiveness of the Valley View Local School District's internal control. Accordingly, no such opinion is expressed.
- Evaluate the appropriateness of accounting policies used and the reasonableness of significant accounting estimates made by management, as well as evaluate the overall presentation of the financial statements.
- Conclude whether, in our judgment, there are conditions or events, considered in the aggregate, that raise substantial doubt about the Valley View Local School District's ability to continue as a going concern for a reasonable period of time.

We are required to communicate with those charged with governance regarding, among other matters, the planned scope and timing of the audit, significant audit findings, and certain internal control-related matters that we identified during the audit.

Required Supplementary Information

Accounting principles generally accepted in the United States of America require that the *management's discussion and analysis, schedules of net pension and other post-employment benefit assets and liabilities, and pension and other post-employment benefit contribution* listed in the table of contents be presented to supplement the basic financial statements. Such information is the responsibility of management and, although not a part of the basic financial statements, is required by the Governmental Accounting Standards Board who considers it to be an essential part of financial reporting for placing the basic financial statements in an appropriate operational, economic, or historical context. We have applied certain limited procedures to the required supplementary information in accordance with auditing standards generally accepted in the United States of America, which consisted of inquiries of management about the methods of preparing the information and comparing the information for consistency with management's responses to our inquiries, the basic financial statements, and other knowledge we obtained during our audit of the basic financial statements. We do not express an opinion or provide any assurance on the information because the limited procedures do not provide us with sufficient evidence to express an opinion or provide any assurance.

Supplementary Information

Our audit was conducted for the purpose of forming opinions on the financial statements that collectively comprise the Valley View Local School District's basic financial statements. The accompanying schedule of expenditures of federal awards, as required by Title 2 U.S. *Code of Federal Regulations* Part 200, *Uniform Administrative Requirements, Cost Principles, and Audit Requirements for Federal Awards*, is presented for purposes of additional analysis and is not a required part of the basic financial statements. Such information is the responsibility of management and was derived from and relates directly to the underlying accounting and other records used to prepare the basic financial statements. The information has been subjected to the auditing procedures applied in the audit of the basic financial statements and certain additional procedures, including comparing and reconciling such information directly to the underlying accounting and other records used to prepare the basic financial statements or to the basic financial statements themselves, and other additional procedures in accordance with auditing standards generally accepted in the United States of America. In our opinion, the schedule of expenditures of federal awards is fairly stated, in all material respects, in relation to the basic financial statements as a whole.

Other Reporting Required by Government Auditing Standards

In accordance with *Government Auditing Standards*, we have also issued our report dated February 23, 2024, on our consideration of the Valley View Local School District's internal control over financial reporting and on our tests of its compliance with certain provisions of laws, regulations, contracts, and grant agreements and other matters. The purpose of that report is solely to describe the scope of our testing of internal control over financial reporting and compliance and the results of that testing, and not to provide an opinion on the effectiveness of the Valley View Local School District's internal control over financial reporting or on compliance. That report is an integral part of an audit performed in accordance with *Government Auditing Standards* in considering Valley View Local School District's internal control over financial reporting and compliance.



Julian & Grube, Inc.
February 23, 2024

**VALLEY VIEW LOCAL SCHOOL DISTRICT
MONTGOMERY COUNTY, OHIO**

**MANAGEMENT'S DISCUSSION AND ANALYSIS
FOR THE FISCAL YEAR ENDED JUNE 30, 2023**

The management's discussion and analysis of the Valley View Local School District's ("the District") financial performance provides an overall review of the District's financial activities for the fiscal year ended June 30, 2023. The intent of this discussion and analysis is to look at the District's financial performance as a whole; readers should also review the basic financial statements and the notes to the basic financial statements to enhance their understanding of the District's financial performance.

Financial Highlights

Key financial highlights for fiscal year 2023 are as follows:

- In total, net position of governmental activities increased \$6,113,851 which represents a 15.36% increase from 2022's net position.
- General revenues accounted for \$26,884,132 in revenue or 85.17% of all revenues. Program specific revenues in the form of charges for services and sales and grants and contributions accounted for \$4,680,958 or 14.83% for total revenues of \$31,565,090.
- The District had \$25,451,239 in expenses related to governmental activities; only \$4,680,958 of these expenses was offset by program specific charges for services, grants or contributions. General revenues supporting governmental activities (primarily taxes and unrestricted grants and entitlements) of \$26,884,132 were adequate to provide for these programs.
- The District's major governmental funds are the general fund and the classroom facilities fund. The general fund had \$22,973,462 in revenues and other financing sources and \$21,208,914 in expenditures. During fiscal year 2023, the general fund's fund balance increased \$1,764,548 from a fund balance of \$11,532,916 to a fund balance of \$13,297,464.
- The classroom facilities fund had \$15,277,090 in revenues and other financing sources and \$13,306,077 in expenditures. During fiscal year 2023, the classroom facilities fund's fund balance increased \$1,971,013 from a fund balance of \$26,990,604 to a fund balance of \$28,961,617.

Using the Basic Financial Statements

This annual report consists of a series of financial statements and notes to those statements. These statements are organized so the reader can understand the District as a financial whole, an entire operating entity. The statements then proceed to provide an increasingly detailed look at specific financial activities.

The *statement of net position* and *statement of activities* provide information about the activities of the whole District, presenting both an aggregate view of the District's finances and a longer-term view of those finances. Fund financial statements provide the next level of detail. For governmental funds, these statements tell how services were financed in the short-term as well as what remains for future spending. The fund financial statements also look at the District's most significant funds with all other nonmajor funds presented in total in one column. In the case of the District, the general fund and the classroom facilities fund are reported as major funds.

**VALLEY VIEW LOCAL SCHOOL DISTRICT
MONTGOMERY COUNTY, OHIO**

MANAGEMENT'S DISCUSSION AND ANALYSIS
FOR THE FISCAL YEAR ENDED JUNE 30, 2023

Reporting the District as a Whole

Statement of Net Position and the Statement of Activities

While this document contains the large number of funds used by the District to provide programs and activities, the view of the District as a whole looks at all financial transactions and asks the question, "How did we do financially during 2023?" The statement of net position and the statement of activities answer this question. These statements include *all assets, deferred outflows of resources, liabilities, deferred inflows of resources, revenues and expenses* using the *accrual basis of accounting* similar to the accounting used by most private-sector companies. This basis of accounting will take into account all of the current year's revenues and expenses regardless of when cash is received or paid.

These two statements report the District's *net position* and changes in net position. This change in net position is important because it tells the reader that, for the District as a whole, the *financial position* of the District has improved or diminished. The causes of this change may be the result of many factors, some financial, some not. Non-financial factors include the District's property tax base, current property tax laws in Ohio restricting revenue growth, facility conditions, required educational programs and other factors.

In the statement of net position and the statement of activities, the governmental activities include the District's programs and services, including instruction, support services, operation of non-instructional services, extracurricular activities, and food service operations.

Reporting the District's Most Significant Funds

Fund Financial Statements

The analysis of the District's major governmental funds begins on page 11. Fund financial reports provide detailed information about the District's major funds. The District uses many funds to account for a multitude of financial transactions. However, these fund financial statements focus on the District's most significant funds. The District's major governmental funds are the general fund and the classroom facilities fund.

Governmental Funds

Most of the District's activities are reported in governmental funds, which focus on how money flows into and out of those funds and the balances left at year-end available for spending in future periods. These funds are reported using an accounting method called *modified accrual* accounting, which measures cash and all other *financial assets* than can readily be converted to cash. The governmental fund financial statements provide a detailed *short-term* view of the District's general government operations and the basic services it provides. Governmental fund information helps you determine whether there are more or fewer financial resources that can be spent in the near future to finance educational programs. The relationship (or differences) between governmental *activities* (reported in the statement of net position and the statement of activities) and governmental *funds* is reconciled in the basic financial statements.

Notes to the Basic Financial Statements

The notes provide additional information that is essential to a full understanding of the data provided in the government-wide and fund financial statements.

Required Supplementary Information

The required supplementary information provides detailed information regarding the District's proportionate share of the net pension liability and new OPEB liability/asset of the retirement systems and a ten year schedule of the District's contributions to the retirement systems to fund pension and OPEB obligations.

**VALLEY VIEW LOCAL SCHOOL DISTRICT
MONTGOMERY COUNTY, OHIO**

MANAGEMENT'S DISCUSSION AND ANALYSIS
FOR THE FISCAL YEAR ENDED JUNE 30, 2023

The District as a Whole

The statement of net position provides the perspective of the District as a whole. The table that follows provides a summary of the District's net position at June 30, 2023 and June 30, 2022.

	Net Position	
	Governmental Activities	Governmental Activities
	<u>2023</u>	<u>2022</u>
<u>Assets</u>		
Current and other assets	\$ 94,235,395	\$ 93,012,284
Capital assets, net	<u>21,802,788</u>	<u>7,873,434</u>
Total assets	<u>116,038,183</u>	<u>100,885,718</u>
<u>Deferred Outflows of Resources</u>		
Pension	4,992,162	4,817,156
OPEB	<u>556,968</u>	<u>557,731</u>
Total deferred outflows of resources	<u>5,549,130</u>	<u>5,374,887</u>
<u>Liabilities</u>		
Current liabilities	4,430,330	2,556,014
Long-term liabilities:		
Due within one year	1,304,060	1,057,208
Due in more than one year:		
Net pension liability	20,262,166	11,983,576
Net OPEB liability	1,144,375	1,463,015
Other amounts	<u>35,390,951</u>	<u>29,141,311</u>
Total liabilities	<u>62,531,882</u>	<u>46,201,124</u>
<u>Deferred Inflows of Resources</u>		
Property taxes levied for next year	7,544,569	6,609,507
Pension	2,687,289	10,937,802
OPEB	<u>2,905,526</u>	<u>2,707,976</u>
Total deferred inflows of resources	<u>13,137,384</u>	<u>20,255,285</u>
<u>Net Position</u>		
Net investment in capital assets	7,079,716	6,412,351
Restricted	47,948,676	44,148,143
Unrestricted (deficit)	<u>(9,110,345)</u>	<u>(10,756,298)</u>
Total net position	<u>\$ 45,918,047</u>	<u>\$ 39,804,196</u>

The net pension liability is reported pursuant to Governmental Accounting Standards Board (GASB) Statement 68, "Accounting and Financial Reporting for Pensions—an Amendment of GASB Statement 27." The net other postemployment benefits (OPEB) liability/asset is reported pursuant to GASB Statement 75, "Accounting and Financial Reporting for Postemployment Benefits Other Than Pensions." For reasons discussed below, many end users of this financial statement will gain a clearer understanding of the School District's actual financial condition by adding deferred inflows related to pension and OPEB, the net pension liability, and the net OPEB liability to the reported net position and subtracting deferred outflows related to pension and OPEB and the net OPEB asset.

**VALLEY VIEW LOCAL SCHOOL DISTRICT
MONTGOMERY COUNTY, OHIO**

MANAGEMENT'S DISCUSSION AND ANALYSIS
FOR THE FISCAL YEAR ENDED JUNE 30, 2023

GASB standards are national and apply to all government financial reports prepared in accordance with generally accepted accounting principles. Prior accounting for pensions (GASB 27) and postemployment benefits (GASB 45) focused on a funding approach. This approach limited pension and OPEB costs to contributions annually required by law, which may or may not be sufficient to fully fund each plan's *net pension liability* or *net OPEB liability*. GASB 68 and GASB 75 take an earnings approach to pension and OPEB accounting; however, the nature of Ohio's statewide pension/OPEB plans and state law governing those systems requires additional explanation in order to properly understand the information presented in these statements.

GASB 68 and GASB 75 require the net pension liability and the net OPEB liability to equal the School District's proportionate share of each plan's collective:

1. Present value of estimated future pension/OPEB benefits attributable to active and inactive employees' past service.
2. Minus plan assets available to pay these benefits.

GASB notes that pension and OPEB obligations, whether funded or unfunded, are part of the "employment exchange" – that is, the employee is trading his or her labor in exchange for wages, benefits, and the promise of a future pension and other postemployment benefits. GASB noted that the unfunded portion of this promise is a present obligation of the government, part of a bargained-for benefit to the employee, and should accordingly be reported by the government as a liability since they received the benefit of the exchange. However, the School District is not responsible for certain key factors affecting the balance of these liabilities. In Ohio, the employee shares the obligation of funding pension benefits with the employer. Both employer and employee contribution rates are capped by State statute. A change in these caps requires action of both Houses of the General Assembly and approval of the Governor. Benefit provisions are also determined by State statute. The Ohio Revised Code permits, but does not require the retirement systems to provide healthcare to eligible benefit recipients. The retirement systems may allocate a portion of the employer contributions to provide for these OPEB benefits.

The employee enters the employment exchange with the knowledge that the employer's promise is limited not by contract but by law. The employer enters the exchange also knowing that there is a specific, legal limit to its contribution to the retirement system. In Ohio, there is no legal means to enforce the unfunded liability of the pension/OPEB plan *as against the public employer*. State law operates to mitigate/lessen the moral obligation of the public employer to the employee, because all parties enter the employment exchange with notice as to the law. The retirement system is responsible for the administration of the pension and OPEB plans.

Most long-term liabilities have set repayment schedules or, in the case of compensated absences (i.e. sick and vacation leave), are satisfied through paid time-off or termination payments. There is no repayment schedule for the net pension liability or the net OPEB liability. As explained above, changes in benefits, contribution rates, and return on investments affect the balance of these liabilities but are outside the control of the local government. In the event that contributions, investment returns, and other changes are insufficient to keep up with required payments, State statute does not assign/identify the responsible party for the unfunded portion. Due to the unique nature of how the net pension liability and the net OPEB liability are satisfied, these liabilities are separately identified within the long-term liability section of the statement of net position.

In accordance with GASB 68 and GASB 75, the School District's statements prepared on an accrual basis of accounting include an annual pension expense and an annual OPEB expense for their proportionate share of each plan's *change* in net pension liability and net OPEB liability/asset, respectively, not accounted for as deferred inflows/outflows.

Analysis of Net Position

Over time, net position can serve as a useful indicator of a government's financial position. At June 30, 2023, the District's liabilities and deferred inflows of resources exceeded assets and deferred outflows of resources by \$45,918,047.

**VALLEY VIEW LOCAL SCHOOL DISTRICT
MONTGOMERY COUNTY, OHIO**

**MANAGEMENT’S DISCUSSION AND ANALYSIS
FOR THE FISCAL YEAR ENDED JUNE 30, 2023**

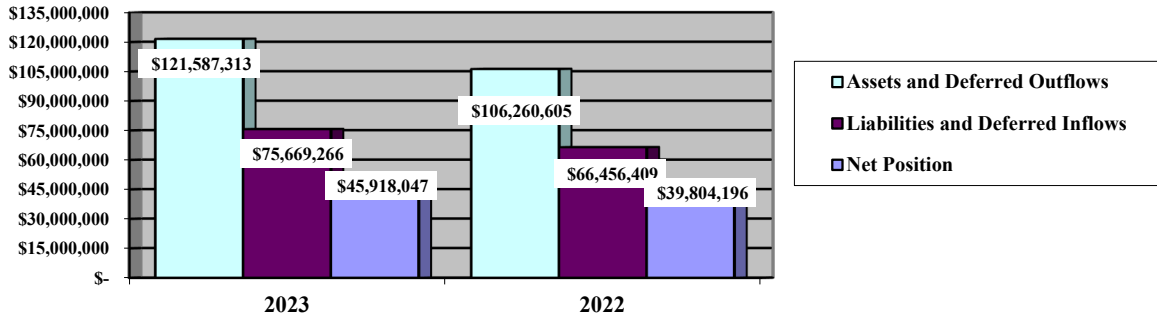
At year-end, capital assets represented 18.79% of total assets. Capital assets include land, construction in progress, land improvements, buildings and improvements, furniture and equipment, intangible right to use assets, and vehicles. Net investment in capital assets at June 30, 2023 was \$7,079,716. These capital assets are used to provide services to the students and are not available for future spending. Although the District’s net investment in capital assets is reported net of related debt, it should be noted that the resources to repay the debt must be provided from other sources, since capital assets may not be used to liquidate these liabilities.

The net pension liability increased \$8,278,590 or 69.08% and deferred inflows of resources related to pension decreased \$8,250,513 or 75.43%. These changes were the result of changes at the pension system level for the State Teachers Retirement System (STRS) and the School Employees Retirement System (SERS). Primarily, net investment income on investments at both pension systems were negative for the fiscal year 2022 measurement date that are used for the fiscal year 2023 reporting. This caused a large decrease in their respective fiduciary net positions which was a drastic change from the previous fiscal year’s large positive investment returns.

A portion of the District’s net position, \$47,948,676, represents resources that are subject to external restriction on how they may be used. The remaining balance of unrestricted net position is a deficit of \$9,110,345.

The graph below illustrates the governmental activities assets, deferred outflows of resources, liabilities, deferred inflows of resources and net position at June 30, 2023 and 2022.

Governmental Activities



THIS SPACE INTENTIONALLY LEFT BLANK

**VALLEY VIEW LOCAL SCHOOL DISTRICT
MONTGOMERY COUNTY, OHIO**

**MANAGEMENT'S DISCUSSION AND ANALYSIS
FOR THE FISCAL YEAR ENDED JUNE 30, 2023**

The table below shows the change in net position for fiscal years 2023 and 2022.

	Change in Net Position	
	Governmental Activities <u>2023</u>	Governmental Activities <u>2022</u>
<u>Revenues</u>		
Program revenues:		
Charges for services and sales	\$ 1,088,502	\$ 864,116
Operating grants and contributions	3,542,456	3,738,220
Capital grants and contributions	50,000	-
General revenues:		
Property taxes	7,637,647	9,774,803
School district income taxes	6,579,445	6,205,722
Grants and entitlements	9,119,272	8,738,475
OFCC grant	2,273,454	39,339,432
Investment earnings	1,154,280	(414,737)
Other	<u>120,034</u>	<u>114,202</u>
Total revenues	<u>\$ 31,565,090</u>	<u>\$ 68,360,233</u>
<u>Expenses</u>		
Program expenses:		
Instruction:		
Regular	\$ 9,535,378	\$ 7,533,758
Special	3,687,047	2,894,144
Vocational	78,336	50,261
Other	271,416	182,203
Support services:		
Pupil	1,902,217	2,159,478
Instructional staff	643,868	345,369
Board of education	4,602	3,789
Administration	2,576,290	1,834,057
Fiscal	213,802	146,735
Business	61,738	28,088
Operations and maintenance	2,001,310	1,649,755
Pupil transportation	1,632,644	1,397,446
Central	146,179	116,041
Operation of non-instructional services		
Food service operations	763,369	739,585
Other non-instructional services	215,508	265,668
Extracurricular activities	792,309	666,526
Interest and fiscal charges	<u>925,226</u>	<u>626,062</u>
Total expenses	<u>25,451,239</u>	<u>20,638,965</u>
Change in net position	6,113,851	47,721,268
Net position (deficit) at beginning of year	<u>39,804,196</u>	<u>(7,917,072)</u>
Net position at end of year	<u>\$ 45,918,047</u>	<u>\$ 39,804,196</u>

**VALLEY VIEW LOCAL SCHOOL DISTRICT
MONTGOMERY COUNTY, OHIO**

**MANAGEMENT’S DISCUSSION AND ANALYSIS
FOR THE FISCAL YEAR ENDED JUNE 30, 2023**

Governmental Activities

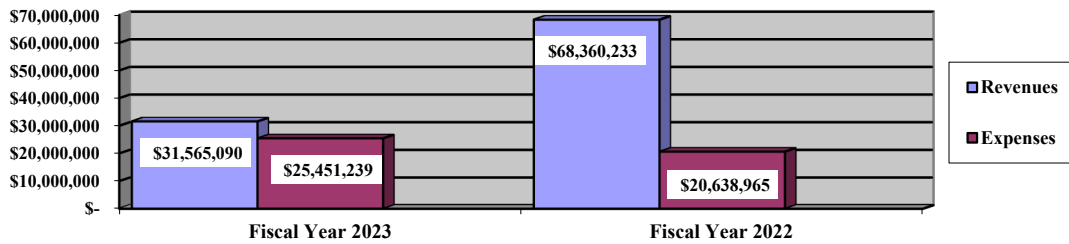
Net position of the District’s governmental activities increased \$6,113,851. Total governmental expenses of \$25,451,239 were offset by program revenues of \$4,680,958 and general revenues of \$26,884,132. Program revenues supported 18.39% of the total governmental expenses.

The primary sources of revenue for governmental activities are derived from property taxes, a school district income tax, unrestricted grants and entitlements, and restricted grants from the Ohio Facilities Construction Commission. These revenue sources represent 81.13% of total governmental revenue.

Overall, expenses of the governmental activities increased \$4,812,274 or 23.32%. This increase is primarily the result of an increase in pension expense. Pension expense increased approximately \$2,201,823. This increase was the result of an increase in expenses incurred at the pension system level for the State Teachers Retirement System (STRS) and the School Employees Retirement System (SERS) due to a decrease in net investment income on investments compared to previous years.

The graph below presents the District’s governmental activities revenues and expenses for fiscal year 2023 and 2022.

Governmental Activities – Revenues and Expenses



THIS SPACE INTENTIONALLY LEFT BLANK

**VALLEY VIEW LOCAL SCHOOL DISTRICT
MONTGOMERY COUNTY, OHIO**

**MANAGEMENT'S DISCUSSION AND ANALYSIS
FOR THE FISCAL YEAR ENDED JUNE 30, 2023**

The statement of activities shows the cost of program services and the charges for services and grants offsetting those services. The following table shows, for governmental activities, the total cost of services and the net cost of services. That is, it identifies the cost of these services supported by tax revenue and unrestricted State grants and entitlements. The total and net costs of services for fiscal years 2023 and 2022 are presented below.

Governmental Activities				
	Total Cost of Services <u>2023</u>	Net Cost of Services <u>2023</u>	Total Cost of Services <u>2022</u>	Net Cost of Services <u>2022</u>
Program expenses				
Instruction:				
Regular	\$ 9,535,378	\$ 8,796,970	\$ 7,533,758	\$ 6,538,808
Special	3,687,047	2,203,520	2,894,144	1,399,611
Vocational	78,336	60,690	50,261	30,757
Other	271,416	233,096	182,203	160,465
Support services:				
Pupil	1,902,217	1,314,736	2,159,478	1,647,435
Instructional staff	643,868	546,193	345,369	248,586
Board of education	4,602	4,602	3,789	3,789
Administration	2,576,290	2,576,290	1,834,057	1,834,057
Fiscal	213,802	212,151	146,735	146,643
Business	61,738	61,738	28,088	28,088
Operations and maintenance	2,001,310	1,622,763	1,649,755	1,600,999
Pupil transportation	1,632,644	1,499,929	1,397,446	1,319,326
Central	146,179	141,743	116,041	116,041
Operation of non-instructional services:				
Food service operations	763,369	(188,881)	739,585	(385,975)
Other non-instructional services	215,508	193,780	265,668	252,278
Extracurricular activities	792,309	565,735	666,526	469,659
Interest and fiscal charges	<u>925,226</u>	<u>925,226</u>	<u>626,062</u>	<u>626,062</u>
Total expenses	<u>\$ 25,451,239</u>	<u>\$ 20,770,281</u>	<u>\$ 20,638,965</u>	<u>\$ 16,036,629</u>

The dependence upon tax and other general revenues for governmental activities is apparent as 83.22% of instruction activities are supported through taxes and other general revenues. For all governmental activities, general revenue support is 81.61%. The District's taxpayers and unrestricted grants and entitlements are by far the primary support for District's students.

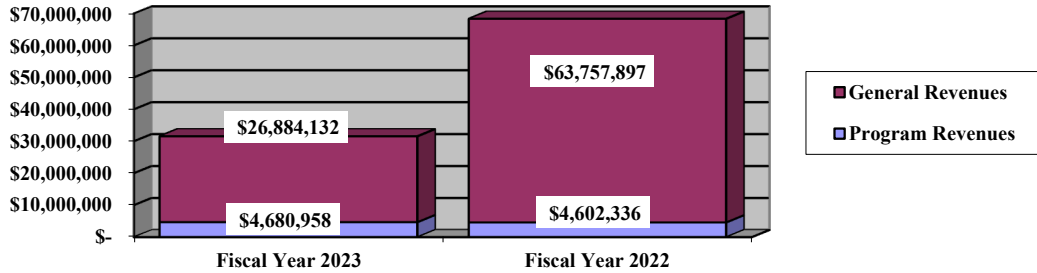
THIS SPACE INTENTIONALLY LEFT BLANK

**VALLEY VIEW LOCAL SCHOOL DISTRICT
MONTGOMERY COUNTY, OHIO**

**MANAGEMENT’S DISCUSSION AND ANALYSIS
FOR THE FISCAL YEAR ENDED JUNE 30, 2023**

The graph below presents the District’s governmental activities revenue for fiscal years 2023 and 2022.

Governmental Activities - General and Program Revenues



The District’s Funds

The District’s governmental funds reported a combined fund balance of \$54,392,463 which is more than last year’s fund balance of \$45,823,055.

The schedule below indicates the fund balance and the total change in fund balance as of June 30, 2023 and 2022.

	Fund Balance <u>June 30, 2023</u>	Fund Balance <u>June 30, 2022</u>	<u>Change</u>
General	\$ 13,297,464	\$ 11,532,916	\$ 1,764,548
Classroom facilities	28,961,617	26,990,604	1,971,013
Nonmajor Governmental	<u>12,133,382</u>	<u>7,299,535</u>	<u>4,833,847</u>
Total	<u>\$ 54,392,463</u>	<u>\$ 45,823,055</u>	<u>\$ 8,569,408</u>

THIS SPACE INTENTIONALLY LEFT BLANK

**VALLEY VIEW LOCAL SCHOOL DISTRICT
MONTGOMERY COUNTY, OHIO**

**MANAGEMENT'S DISCUSSION AND ANALYSIS
FOR THE FISCAL YEAR ENDED JUNE 30, 2023**

General Fund

The District's general fund's fund balance increased \$1,764,548.

The table that follows assists in illustrating the financial activities and fund balance of the general fund.

	2023 <u>Amount</u>	2022 <u>Amount</u>	<u>Change</u>	Percentage <u>Change</u>
<u>Revenues</u>				
Taxes	\$ 11,943,088	\$ 13,046,101	\$ (1,103,013)	(8.45) %
Intergovernmental	9,893,376	9,675,399	217,977	2.25 %
Investment earnings	329,561	15,810	313,751	1,984.51 %
Tuition and fees	407,634	442,546	(34,912)	(7.89) %
Other revenues	<u>170,302</u>	<u>132,283</u>	<u>38,019</u>	28.74 %
Total	<u>\$ 22,743,961</u>	<u>\$ 23,312,139</u>	<u>\$ (568,178)</u>	(2.44) %
<u>Expenditures</u>				
Instruction	\$ 12,582,771	\$ 10,808,935	\$ 1,773,836	16.41 %
Support services	7,813,253	7,254,042	559,211	7.71 %
Non-instruction services	201,353	262,568	(61,215)	(23.31) %
Extracurricular activities	594,267	562,731	31,536	5.60 %
Capital outlay	-	41,546	(41,546)	(100.00) %
Debt service	<u>17,270</u>	<u>19,630</u>	<u>(2,360)</u>	(12.02) %
Total	<u>\$ 21,208,914</u>	<u>\$ 18,949,452</u>	<u>\$ 2,259,462</u>	11.92 %

Revenues of the general fund decreased \$568,178 or 2.44%. Taxes decreased \$1,103,013 or 8.45% due to a decrease in property tax revenue as a result of fluctuations in the advances available as of June 30, 2023 from Montgomery County. The increase in investment earnings is primarily due to the fair value adjustment recorded at June 30, 2023 on the District's investments and increased interest rates. The increase in other revenues is primarily due to an increase in contributions and donations and other miscellaneous revenues during fiscal year 2023 compared to fiscal year 2022.

During fiscal year 2023, expenditures of the general fund increased \$2,259,462 or 11.92%. Instructional expenditures increased as certain expenditures previously accounted for in the general fund were paid from grant funds reported in the ESSER fund (a nonmajor governmental fund) during fiscal year 2022. Capital outlay decreased in fiscal year 2023 due to the District's inception of a lease agreement during fiscal year 2022.

Classroom Facilities Fund

The classroom facilities fund had \$15,277,090 in revenues and other financing sources and \$13,306,077 in expenditures. During fiscal 2023, the classroom facilities fund's fund balance increased \$1,971,013 from a fund balance of \$26,990,604 to \$28,961,617.

General Fund Budgeting Highlights

The District's budget is prepared according to Ohio law and is based on accounting for certain transactions on a basis of cash receipts, disbursements and encumbrances. The most significant budgeted fund is the general fund.

During the course of fiscal year 2023, the District amended its general fund budget numerous times. For the general fund, original budgeted revenues and other financing sources of \$21,879,131 were increased to \$29,244,658 in the final budget primarily due to an increase in intergovernmental revenues. Actual revenues and other financing sources were \$29,261,195 which is more than the final budgeted revenues estimate by \$16,537.

**VALLEY VIEW LOCAL SCHOOL DISTRICT
MONTGOMERY COUNTY, OHIO**

**MANAGEMENT'S DISCUSSION AND ANALYSIS
FOR THE FISCAL YEAR ENDED JUNE 30, 2023**

General fund original appropriations of \$20,165,089 were increased to \$26,857,915 in the final budget primarily due to budgeting expenditures that were reported in the ESSER (a nonmajor governmental fund) during fiscal year 2022. Actual budget basis expenditures of \$26,820,642 were \$37,273 less than the final budget.

Capital Assets and Debt Administration

Capital Assets

At the end of fiscal year 2023, the District had \$21,802,788 invested in land, construction in progress, land improvements, buildings and improvements, furniture and equipment, intangible right to use assets, and vehicles. This entire amount is reported in governmental activities.

The following table shows June 30, 2023 balances compared to June 30, 2022:

**Capital Assets at June 30
(Net of Depreciation/Amortization)**

	Governmental Activities	
	2023	2022
Land	\$ 620,123	\$ 620,123
Construction in progress	16,322,640	2,274,962
Land improvements	1,394,222	1,146,481
Building and improvements	2,175,542	2,284,007
Furniture and equipment	1,147,278	1,398,068
Intangible right to use - leased equipment	15,234	31,852
Vehicles	127,749	117,941
Total	\$ 21,802,788	\$ 7,873,434

Capital assets increased \$13,929,354 during fiscal year 2023. During fiscal year 2023, the District had \$14,808,056 in capital asset additions, net capital asset disposals of \$7,076 and \$871,626 in depreciation/amortization expense. The District is in process of constructing and renovating school facilities through a Classroom Facilities Assistance Program under the Ohio Facilities Construction Commission.

Refer to Note 8 in the basic financial statements for further detail on the District's capital assets.

Debt Administration

At June 30, 2023, the District had \$33,370,000 in general obligation bonds and \$15,596 in lease obligation outstanding. Of these totals, \$1,270,596 is due within one year and \$32,115,000 is due in greater than one year. During fiscal year 2023, the District issued \$7,000,000 in certificates of participation. The following table summarizes the bonds and the lease obligation outstanding.

Outstanding Debt, at Year End

	Governmental Activities	Governmental Activities
	2023	2022
General obligation bonds	\$ 33,370,000	\$ 27,390,000
Leases payable	15,596	32,128
Total	\$ 33,385,596	\$ 27,422,128

See Note 9 to the basic financial statements for further detail on the District's debt administration.

**VALLEY VIEW LOCAL SCHOOL DISTRICT
MONTGOMERY COUNTY, OHIO**

**MANAGEMENT'S DISCUSSION AND ANALYSIS
FOR THE FISCAL YEAR ENDED JUNE 30, 2023**

Current Financial Related Activities

The District continues to provide excellent services to our students, parents and community. The Board of Education and administration have carefully managed general fund budgets in recent years in order to keep the District on solid financial footing. The District started construction of a new school building in fiscal year 2023. Fiscal year 2024 will be the last full school year students will be learning in the current school buildings.

Education in the District is in-person instruction 5 days per week as it was in 2022. Real estate tax collection for the District remained steady in fiscal year 2023. Property Tax collections are expected to materially change in fiscal year 2024 as the most recent revaluation will most likely place the district on the 20 mill floor. Income tax collections remained strong in fiscal year 2023. The District experienced steady state funding in fiscal year 2023 compared to fiscal year 2022. Current simulations of the State Fair School Funding model show the district's state funding increasing 8% in fiscal year 2024. The District's financial position is strong, and excitement abounds as the new school construction project continues to go vertical.

Contacting the District's Financial Management

This financial report is designed to provide our citizens, taxpayers, and investors and creditors with a general overview of the District's finances and to show the District's accountability for the money it receives. If you have questions about this report or need additional financial information contact Ms. Valorie Hill, Treasurer, Valley View Local School District, 59 Peffley St., Germantown, Ohio 45327.

**VALLEY VIEW LOCAL SCHOOL DISTRICT
MONTGOMERY COUNTY, OHIO**

STATEMENT OF NET POSITION
JUNE 30, 2023

	Governmental Activities
Assets:	
Equity in pooled cash and cash equivalents	\$ 52,393,629
Cash with fiscal agent	7,360
Cash in segregated accounts	1,024
Receivables:	
Property taxes	8,475,512
Income taxes	2,637,466
Accounts	158,577
Accrued interest	57,524
Intergovernmental	28,613,612
Prepayments	28,610
Materials and supplies inventory	1,381
Inventory held for resale	4,827
Net OPEB asset	1,855,873
Capital assets:	
Not being depreciated/amortized	16,942,763
Being depreciated/amortized, net	4,860,025
Capital assets, net	21,802,788
Total assets	116,038,183
Deferred outflows of resources:	
Pension	4,992,162
OPEB	556,968
Total deferred outflows of resources	5,549,130
Liabilities:	
Accounts payable	111,418
Contracts payable	1,807,024
Accrued wages and benefits payable	1,863,028
Intergovernmental payable	93,787
Pension and postemployment benefits payable	392,891
Accrued interest payable	148,707
Unearned revenue	13,475
Long-term liabilities:	
Due within one year	1,304,060
Due in more than one year:	
Net pension liability	20,262,166
Net OPEB liability	1,144,375
Other amounts due in more than one year	35,390,951
Total liabilities	62,531,882
Deferred inflows of resources:	
Property taxes levied for the next fiscal year	7,544,569
Pension	2,687,289
OPEB	2,905,526
Total deferred inflows of resources	13,137,384
Net position:	
Net investment in capital assets	7,079,716
Restricted for:	
OPEB	434,954
Debt service	1,561,849
Capital improvements	44,157,637
Classroom facilities maintenance	281,413
Food service operations	896,055
State funded programs	363,450
Federally funded programs	50,193
Extracurricular	130,960
Other purposes	72,165
Unrestricted (deficit)	(9,110,345)
Total net position	\$ 45,918,047

SEE ACCOMPANYING NOTES TO THE BASIC FINANCIAL STATEMENTS

**VALLEY VIEW LOCAL SCHOOL DISTRICT
MONTGOMERY COUNTY, OHIO**

STATEMENT OF ACTIVITIES
FOR THE FISCAL YEAR ENDED JUNE 30, 2023

	Program Revenues			Capital Grants and Contributions	Net (Expense) Revenue and Changes in Net Position Governmental Activities
	Expenses	Charges for Services and Sales	Operating Grants and Contributions		
Governmental activities:					
Instruction:					
Regular	\$ 9,535,378	\$ 400,140	\$ 338,268	\$ -	\$ (8,796,970)
Special	3,687,047	115,412	1,368,115	-	(2,203,520)
Vocational	78,336	-	17,646	-	(60,690)
Other	271,416	-	38,320	-	(233,096)
Support services:					
Pupil	1,902,217	-	587,481	-	(1,314,736)
Instructional staff	643,868	-	97,675	-	(546,193)
Board of education	4,602	-	-	-	(4,602)
Administration	2,576,290	-	-	-	(2,576,290)
Fiscal	213,802	457	1,194	-	(212,151)
Business	61,738	-	-	-	(61,738)
Operations and maintenance	2,001,310	10,455	318,092	50,000	(1,622,763)
Pupil transportation	1,632,644	-	132,715	-	(1,499,929)
Central	146,179	-	4,436	-	(141,743)
Operation of non-instructional services:					
Food service operations	763,369	341,725	610,525	-	188,881
Other non-instructional services	215,508	-	21,728	-	(193,780)
Extracurricular activities	792,309	220,313	6,261	-	(565,735)
Interest and fiscal charges	925,226	-	-	-	(925,226)
Totals	\$ 25,451,239	\$ 1,088,502	\$ 3,542,456	\$ 50,000	(20,770,281)

General revenues:

Property taxes levied for:	
General purposes	5,519,984
Debt service	1,260,465
Capital outlay	857,198
Income taxes levied for:	
General purposes	6,579,445
Grants and entitlements not restricted to specific programs	
Ohio Facilities Construction Commission grant	2,273,454
Investment earnings	1,154,280
Miscellaneous	120,034
Total general revenues	<u>26,884,132</u>
Change in net position	6,113,851
Net position at beginning of year	<u>39,804,196</u>
Net position at end of year	<u>\$ 45,918,047</u>

SEE ACCOMPANYING NOTES TO THE BASIC FINANCIAL STATEMENTS

**VALLEY VIEW LOCAL SCHOOL DISTRICT
MONTGOMERY COUNTY, OHIO**

BALANCE SHEET
GOVERNMENTAL FUNDS
JUNE 30, 2023

	<u>General</u>	<u>Classroom Facilities</u>	<u>Nonmajor Governmental Funds</u>	<u>Total Governmental Funds</u>
Assets:				
Equity in pooled cash and cash equivalents	\$ 12,387,234	\$ 27,920,361	\$ 12,086,034	\$ 52,393,629
Cash with fiscal agent	-	-	7,360	7,360
Cash in segregated accounts	-	-	1,024	1,024
Receivables:				
Property taxes	6,095,793	-	2,379,719	8,475,512
Income taxes	2,637,466	-	-	2,637,466
Accounts	158,555	-	22	158,577
Accrued interest	45,099	12,425	-	57,524
Intergovernmental	196,245	27,955,525	461,842	28,613,612
Prepayments	28,046	-	564	28,610
Materials and supplies inventory	-	-	1,381	1,381
Inventory held for resale	-	-	4,827	4,827
Due from other funds	296,614	-	-	296,614
Total assets	<u>\$ 21,845,052</u>	<u>\$ 55,888,311</u>	<u>\$ 14,942,773</u>	<u>\$ 92,676,136</u>
Liabilities:				
Accounts payable	\$ 108,489	\$ -	\$ 2,929	\$ 111,418
Contracts payable	-	1,758,524	48,500	1,807,024
Accrued wages and benefits payable	1,697,087	-	165,941	1,863,028
Compensated absences payable	20,270	-	-	20,270
Intergovernmental payable	91,447	-	2,340	93,787
Pension and postemployment benefits payable	357,151	-	35,740	392,891
Due to other funds	-	-	296,614	296,614
Unearned revenue	-	-	13,475	13,475
Total liabilities	<u>2,274,444</u>	<u>1,758,524</u>	<u>565,539</u>	<u>4,598,507</u>
Deferred inflows of resources:				
Property taxes levied for the next fiscal year	5,376,552	-	2,168,017	7,544,569
Delinquent property tax revenue not available	57,702	-	21,719	79,421
Income tax revenue not available	471,905	-	-	471,905
Intergovernmental revenue not available	196,245	25,162,514	54,116	25,412,875
Accrued interest not available	13,258	5,656	-	18,914
Miscellaneous revenue not available	157,482	-	-	157,482
Total deferred inflows of resources	<u>6,273,144</u>	<u>25,168,170</u>	<u>2,243,852</u>	<u>33,685,166</u>
Fund balances:				
Nonspendable:				
Materials and supplies inventory	-	-	1,381	1,381
Prepays	28,046	-	564	28,610
Unclaimed monies	3,422	-	-	3,422
Restricted:				
Debt service	-	-	1,549,671	1,549,671
Capital improvements	-	28,961,617	7,126,251	36,087,868
Classroom facilities maintenance	-	-	281,413	281,413
Food service operations	-	-	911,825	911,825
State funded programs	-	-	363,450	363,450
Federally funded programs	-	-	50,001	50,001
Extracurricular	-	-	130,910	130,910
Other purposes	-	-	68,743	68,743
Committed:				
Capital improvements	-	-	1,703,289	1,703,289
Other purposes	11,000	-	-	11,000
Assigned:				
Student instruction	214,243	-	-	214,243
Student and staff support	106,742	-	-	106,742
Other purposes	72,395	-	-	72,395
Unassigned (deficit)	<u>12,861,616</u>	<u>-</u>	<u>(54,116)</u>	<u>12,807,500</u>
Total fund balances	<u>13,297,464</u>	<u>28,961,617</u>	<u>12,133,382</u>	<u>54,392,463</u>
Total liabilities, deferred inflows and fund balances	<u>\$ 21,845,052</u>	<u>\$ 55,888,311</u>	<u>\$ 14,942,773</u>	<u>\$ 92,676,136</u>

SEE ACCOMPANYING NOTES TO THE BASIC FINANCIAL STATEMENTS

**VALLEY VIEW LOCAL SCHOOL DISTRICT
MONTGOMERY COUNTY, OHIO**

RECONCILIATION OF TOTAL GOVERNMENTAL FUND BALANCES TO
NET POSITION OF GOVERNMENTAL ACTIVITIES
JUNE 30, 2023

Total governmental fund balances		\$	54,392,463
<i>Amounts reported for governmental activities on the statement of net position are different because:</i>			
Capital assets used in governmental activities are not financial resources and therefore are not reported in the funds.			21,802,788
Other long-term assets are not available to pay for current-period expenditures and therefore are deferred inflows in the funds.			
Property taxes receivable	\$	79,421	
Income taxes receivable		471,905	
Accounts receivable		157,482	
Accrued interest receivable		18,914	
Intergovernmental receivable		25,412,875	
Total		25,412,875	26,140,597
Unamortized premiums on bonds issued are not recognized in the funds.			(2,173,918)
Accrued interest payable is not due and payable in the current period and therefore is not reported in the funds.			(148,707)
The net pension/OPEB assets & liabilities are not due and payable in the current period; therefore, the assets, liabilities and related deferred inflows/outflows are not reported in governmental funds.			
Deferred outflows - pension		4,992,162	
Deferred inflows - pension		(2,687,289)	
Net pension liability		(20,262,166)	
Deferred outflows - OPEB		556,968	
Deferred inflows - OPEB		(2,905,526)	
Net OPEB asset		1,855,873	
Net OPEB liability		(1,144,375)	
Total		(19,594,353)	(19,594,353)
Long-term liabilities, including bonds payable, are not due and payable in the current period and therefore are not reported in the funds.			
General obligation bonds		(33,370,000)	
Leases payable		(15,596)	
Compensated absences		(1,115,227)	
Total		(34,500,823)	(34,500,823)
Net position of governmental activities		<u>\$</u>	<u>45,918,047</u>

SEE ACCOMPANYING NOTES TO THE BASIC FINANCIAL STATEMENTS

**VALLEY VIEW LOCAL SCHOOL DISTRICT
MONTGOMERY COUNTY, OHIO**

STATEMENT OF REVENUES, EXPENDITURES AND CHANGES IN FUND BALANCES
GOVERNMENTAL FUNDS
FOR THE FISCAL YEAR ENDED JUNE 30, 2023

	<u>General</u>	<u>Classroom Facilities</u>	<u>Nonmajor Governmental Funds</u>	<u>Total Governmental Funds</u>
Revenues:				
Property taxes	\$ 5,543,734	\$ -	\$ 2,128,792	\$ 7,672,526
Income taxes	6,399,354	-	139,354	6,538,708
Intergovernmental	9,893,376	12,966,919	2,648,925	25,509,220
Investment earnings	329,561	794,535	688	1,124,784
Tuition and fees	407,634	-	-	407,634
Extracurricular	65,210	-	250,903	316,113
Rental income	10,455	-	-	10,455
Charges for services	-	-	342,182	342,182
Contributions and donations	10,000	-	33,052	43,052
Miscellaneous	84,637	-	7,090	91,727
Total revenues	<u>22,743,961</u>	<u>13,761,454</u>	<u>5,550,986</u>	<u>42,056,401</u>
Expenditures:				
Current:				
Instruction:				
Regular	9,074,049	-	525,650	9,599,699
Special	3,206,130	-	602,235	3,808,365
Vocational	68,693	-	-	68,693
Other	233,899	-	38,798	272,697
Support services:				
Pupil	1,563,246	-	371,053	1,934,299
Instructional staff	494,646	-	129,554	624,200
Board of education	4,692	-	-	4,692
Administration	2,453,094	-	38,398	2,491,492
Fiscal	198,405	17,934	1,409	217,748
Business	45,120	-	-	45,120
Operations and maintenance	1,416,317	-	842,235	2,258,552
Pupil transportation	1,548,926	-	44,681	1,593,607
Central	88,807	-	4,297	93,104
Operation of non-instructional services:				
Food service operations	-	-	769,467	769,467
Other non-instructional services	201,353	-	14,155	215,508
Extracurricular activities	594,267	-	153,101	747,368
Facilities acquisition and construction	-	13,288,143	914,384	14,202,527
Debt service:				
Principal retirement	16,532	-	1,020,000	1,036,532
Interest and fiscal charges	738	-	730,956	731,694
Bond issuance costs	-	-	232,906	232,906
Total expenditures	<u>21,208,914</u>	<u>13,306,077</u>	<u>6,433,279</u>	<u>40,948,270</u>
Excess (deficiency) of revenues over (under) expenditures	<u>1,535,047</u>	<u>455,377</u>	<u>(882,293)</u>	<u>1,108,131</u>
Other financing sources (uses):				
Premium on certificates of participation	229,501	-	232,906	462,407
Issuance of certificates of participation	-	-	7,000,000	7,000,000
Transfers in	-	1,515,636	-	1,515,636
Transfers (out)	-	-	(1,515,636)	(1,515,636)
Total other financing sources (uses)	<u>229,501</u>	<u>1,515,636</u>	<u>5,717,270</u>	<u>7,462,407</u>
Net change in fund balances	1,764,548	1,971,013	4,834,977	8,570,538
Fund balances at beginning of year	11,532,916	26,990,604	7,299,535	45,823,055
Change in reserve for inventory	-	-	(1,130)	(1,130)
Fund balances at end of year	<u>\$ 13,297,464</u>	<u>\$ 28,961,617</u>	<u>\$ 12,133,382</u>	<u>\$ 54,392,463</u>

SEE ACCOMPANYING NOTES TO THE BASIC FINANCIAL STATEMENTS

**VALLEY VIEW LOCAL SCHOOL DISTRICT
MONTGOMERY COUNTY, OHIO**

RECONCILIATION OF THE STATEMENT OF REVENUES, EXPENDITURES
AND CHANGES IN FUND BALANCES OF GOVERNMENTAL FUNDS
TO THE STATEMENT OF ACTIVITIES
FOR THE FISCAL YEAR ENDED JUNE 30, 2023

Net change in fund balances - total governmental funds	\$	8,570,538
<i>Amounts reported for governmental activities in the statement of activities are different because:</i>		
Governmental funds report capital outlays as expenditures. However, in the statement of activities, the cost of those assets is allocated over their estimated useful lives as depreciation/amortization expense.		
Capital asset additions	\$ 14,808,056	
Current year depreciation/amortization	<u>(871,626)</u>	
Total		13,936,430
The net effect of various miscellaneous transactions involving capital assets (i.e., sales, disposals, trade-ins, and donations) is to decrease net position.		
		(7,076)
Governmental funds report expenditures for inventory when purchased. However, in the statement of activities, they are reported as an expense when consumed.		
		(1,130)
Revenues in the statement of activities that do not provide current financial resources are not reported as revenues in the funds.		
Property taxes	(34,879)	
Income taxes	40,737	
Earnings on investments	11,412	
Classroom materials and fees	12,068	
Intergovernmental	(10,520,699)	
Other revenue	50	
Total	<u>50</u>	(10,491,311)
Repayment of bond and lease principal is an expenditure in the governmental funds, but the repayment reduces long-term liabilities on the statement of net position.		
		1,036,532
Bond proceeds are recorded as an other financing source in the funds; however, in the statement of activities, they are not reported as an other financing source as it increases liabilities on the statement of net position.		
		(7,000,000)
Premiums on bonds are amortized over the life of the issuance in the statement of activities		
		(462,407)
In the statement of activities, interest is accrued on outstanding bonds, whereas in governmental funds, an interest expenditure is reported when due. The following items resulted in less interest being reported in the statement of activities:		
Increase in accrued interest payable	(24,331)	
Amortization of bond premiums	<u>63,705</u>	
Total		39,374
Contractually required contributions are reported as expenditures in governmental funds; however, the statement of net position reports these amounts as deferred outflows.		
Pension	1,895,521	
OPEB	<u>62,017</u>	
Total		1,957,538
Except for amounts reported as deferred inflows/outflows, changes in the net pension/OPEB liability/asset are reported as pension/OPEB expense in the statement of activities.		
Pension	(1,748,592)	
OPEB	<u>398,007</u>	
Total		(1,350,585)
Some expenses reported in the statement of activities, such as compensated absences, do not require the use of current financial resources and therefore are not reported as expenditures in governmental funds.		
		<u>(114,052)</u>
Change in net position of governmental activities	\$	<u>6,113,851</u>

SEE ACCOMPANYING NOTES TO THE BASIC FINANCIAL STATEMENTS

**VALLEY VIEW LOCAL SCHOOL DISTRICT
MONTGOMERY COUNTY, OHIO**

STATEMENT OF REVENUES, EXPENDITURES AND CHANGES IN
FUND BALANCE - BUDGET AND ACTUAL (NON-GAAP BUDGETARY BASIS)
GENERAL FUND
FOR THE FISCAL YEAR ENDED JUNE 30, 2023

	<u>Budgeted Amounts</u>			Variance with Final Budget Positive (Negative)
	<u>Original</u>	<u>Final</u>	<u>Actual</u>	
Revenues:				
Property taxes	\$ 5,889,480	\$ 7,439,393	\$ 6,109,090	\$ (1,330,303)
Income taxes	5,272,583	6,973,348	6,703,673	(269,675)
Intergovernmental	9,839,834	12,356,204	9,918,431	(2,437,773)
Investment earnings	15,000	88,590	290,059	201,469
Tuition and fees	407,409	483,927	301,598	(182,329)
Extracurricular	55,594	72,046	64,845	(7,201)
Rental income	5,400	8,053	10,455	2,402
Contributions and donations	-	2,537	10,000	7,463
Miscellaneous	36,420	38,504	8,216	(30,288)
Total revenues	<u>21,521,720</u>	<u>27,462,602</u>	<u>23,416,367</u>	<u>(4,046,235)</u>
Expenditures:				
Current:				
Instruction:				
Regular	6,802,280	9,059,970	9,046,182	13,788
Special	2,387,176	3,179,484	3,179,484	-
Vocational	50,456	67,202	67,202	-
Other	154,827	206,214	206,214	-
Support services:				
Pupil	1,202,787	1,601,994	1,595,086	6,908
Instructional staff	377,020	502,153	492,889	9,264
Board of education	3,523	4,692	4,692	-
Administration	1,814,279	2,416,441	2,416,267	174
Fiscal	146,658	195,334	195,334	-
Business	49,501	65,930	65,558	372
Operations and maintenance	1,104,531	1,471,127	1,466,276	4,851
Pupil transportation	1,180,590	1,572,430	1,570,735	1,695
Central	66,200	88,172	87,954	218
Operation of non-instructional services:				
Other non-instructional services	151,177	201,353	201,353	-
Extracurricular activities	450,237	599,671	599,671	-
Total expenditures	<u>15,941,242</u>	<u>21,232,167</u>	<u>21,194,897</u>	<u>37,270</u>
Excess of revenues over expenditures	<u>5,580,478</u>	<u>6,230,435</u>	<u>2,221,470</u>	<u>(4,008,965)</u>
Other financing sources (uses):				
Refund of prior year's expenditures	357,411	390,030	128,569	(261,461)
Refund of prior year's receipts	(1,239)	(1,650)	(1,647)	3
Transfers (out)	(104,628)	(139,354)	(139,354)	-
Advances in	-	1,391,515	5,484,744	4,093,229
Advances (out)	(4,117,980)	(5,484,744)	(5,484,744)	-
Premium on bonds	-	-	229,501	229,501
Sale of capital assets	-	511	2,014	1,503
Total other financing sources (uses)	<u>(3,866,436)</u>	<u>(3,843,692)</u>	<u>219,083</u>	<u>4,062,775</u>
Net change in fund balance	1,714,042	2,386,743	2,440,553	53,810
Fund balance at beginning of year	9,660,555	9,660,555	9,660,555	-
Prior year encumbrances appropriated	165,089	165,089	165,089	-
Fund balance at end of year	<u>\$ 11,539,686</u>	<u>\$ 12,212,387</u>	<u>\$ 12,266,197</u>	<u>\$ 53,810</u>

SEE ACCOMPANYING NOTES TO THE BASIC FINANCIAL STATEMENTS

THIS PAGE IS INTENTIONALLY LEFT BLANK

**VALLEY VIEW LOCAL SCHOOL DISTRICT
MONTGOMERY COUNTY, OHIO**

**NOTES TO THE BASIC FINANCIAL STATEMENTS
FOR THE FISCAL YEAR ENDED JUNE 30, 2023**

NOTE 1 - DESCRIPTION OF THE SCHOOL DISTRICT

The Valley View Local School District (the "District") is located in Montgomery County and encompasses the Villages of Germantown, Carlisle and Farmersville and the Townships of German, Jackson, Jefferson, Miami and Gratis. The District serves an area of approximately 68 square miles.

The District was established through the consolidation of existing land areas and school districts and is organized under Section 2 and 3, Article VI of the Constitution of the State of Ohio. Under such laws there is no authority for a school district to have a charter or adopt local laws. The legislative power of the District is vested in the Board of Education, consisting of five members elected at large for staggered four-year terms.

The District currently operates 2 elementary schools, 1 middle school, and 1 comprehensive high school. The District employs 84 non-certified, 117 certified employees and 13 administrators to provide services to 1,800 students in grades Pre-K through 12 and various community groups.

NOTE 2 - SUMMARY OF SIGNIFICANT ACCOUNTING POLICIES

The basic financial statements of the District have been prepared in conformity with accounting principles generally accepted in the United States of America (GAAP) as applied to governmental units. The Governmental Accounting Standards Board (GASB) is the accepted standard-setting body for establishing governmental accounting and financial reporting principles. The District's significant accounting policies are described below.

A. Reporting Entity

The reporting entity has been defined in accordance with GASB Statement No. 14, "The Financial Reporting Entity" as amended by GASB Statement No. 39, "Determining Whether Certain Organizations Are Component Units" and GASB Statement No. 61, "The Financial Reporting Entity: Omnibus an Amendment of GASB Statements No. 14 and No. 34". The reporting entity is composed of the primary government and component units. The primary government consists of all funds, departments, boards and agencies that are not legally separate from the District. For the District, this includes general operations, food service, and student related activities of the District.

Component units are legally separate organizations for which the District is financially accountable. The District is financially accountable for an organization if the District appoints a voting majority of the organization's Governing Board and (1) the District is able to significantly influence the programs or services performed or provided by the organization; or (2) the District is legally entitled to or can otherwise access the organization's resources; or (3) the District is legally obligated or has otherwise assumed the responsibility to finance the deficits of, or provide financial support to, the organization; or (4) the District is obligated for the debt of the organization. Component units may also include organizations that are fiscally dependent on the District in that the District approves the budget, the issuance of debt or the levying of taxes. Certain organizations are also included as component units if the nature and significance of the relationship between the primary government and the organization is such that exclusion by the primary government would render the primary government's financial statements incomplete or misleading. Based upon the application of these criteria, the District has no component units. The basic financial statements of the reporting entity include only those of the District (the primary government).

**VALLEY VIEW LOCAL SCHOOL DISTRICT
MONTGOMERY COUNTY, OHIO**

NOTES TO THE BASIC FINANCIAL STATEMENTS
FOR THE FISCAL YEAR ENDED JUNE 30, 2023

NOTE 2 - SUMMARY OF SIGNIFICANT ACCOUNTING POLICIES - (Continued)

The following organizations are described due to their relationship to the District:

JOINTLY GOVERNED ORGANIZATIONS

Miami Valley Career Technology Center

The career technology center is a separate body politic and corporate, established by the Ohio Revised Code (ORC) to provide for the vocational and special education needs of its students. The Board of Education is comprised of 17 members elected from the 27 participating school districts. The school accepts non-tuition students from the District as a member school, however, it is considered to be a separate political subdivision and not part of the District. Financial information is available from Bradley McKee, Treasurer, at 6800 Hoke Road, Clayton, Ohio 45315.

Southwestern Ohio Educational Purchasing Council (SOEPC)

SOEPC is a purchasing cooperative made up of nearly 100 school districts in Montgomery and surrounding counties. The Montgomery County Educational Service Center acts as fiscal agent for the group. The purpose of the cooperative is to obtain lower prices for supplies and materials commonly used by the member districts. The members are obligated to pay all fees, charges, and assessments as established by SOEPC. Each member district has one voting representative. Title to any and all equipment and supplies purchased by SOEPC is held in trust for the member districts by the fiscal agent. Any district withdrawing from SOEPC shall forfeit its claim to any and all SOEPC assets. One year of prior notice is necessary for withdrawal from the group. During this time, the withdrawing member is liable for all member obligations. Payments to SOEPC are made from the District's general fund. The District purchases health and dental insurance through the SOEPC's Benefit Plan Trust and workers' compensation insurance through Hunter Consulting Inc. via SOEPC. Financial information is available from SOEPC by contacting Ken Swink, Director, at 303 Corporate Center Drive, Suite 208, Vandalia, Ohio 45377.

Miami Valley Educational Computer Association (MVECA) - The District is a participant in the Miami Valley Educational Computer System (MVECA) which is a computer consortium. MVECA is an association of public schools within the boundaries of Clark, Clinton, Fayette, Greene, and Highland Counties and Cities of Springfield, Wilmington, Washington Court House, Xenia, and Hillsboro. The organization was formed for the purpose of applying modern technology with the aid of computers and other electronic equipment to administrative and instructional functions among member districts. The governing board of MVECA consists of three Superintendents and three Treasurers of member Districts, with three of the four Superintendents and all three Treasurers elected by a majority vote of all member Districts except the Greene County Career Center. The fourth Superintendent is from the Greene County Career Center. Financial information can be obtained from Thor Sage, who serves as Executive Director, at 888 Dayton Street, Suite 102, Yellow Springs, Ohio 45387.

Valley View Joint Economic Development District (JEDD) - The Valley View Joint Economic Development District (JEDD) was established on August 1, 2022, by and among the City of Germantown, the Township of German, the Township of Jackson, and the Village of Farmersville in accordance with Section 715.72 of the Ohio Revised Code (ORC) for their mutual benefit and for the benefit of their residents and of the State of Ohio. The purpose of the JEDD is to facilitate economic development, to create or preserve jobs and employment opportunities and to improve the economic welfare of the people in the State, the County of Montgomery, Germantown, German, Jackson, Farmersville, and the District.

**VALLEY VIEW LOCAL SCHOOL DISTRICT
MONTGOMERY COUNTY, OHIO**

NOTES TO THE BASIC FINANCIAL STATEMENTS
FOR THE FISCAL YEAR ENDED JUNE 30, 2023

NOTE 2 - SUMMARY OF SIGNIFICANT ACCOUNTING POLICIES - (Continued)

RELATED ORGANIZATION

Germantown Public Library

The Germantown Public Library is a distinct political subdivision of the State of Ohio, created in accordance with Chapter 3375, ORC. The Board of Education is responsible for appointing the trustees of the Library; however, the Board cannot influence the Library's operation, nor does the Library represent a potential financial benefit or burden to the District. Although the District does serve as the taxing authority and may issue tax related debt on behalf of the Library, its role is limited to a ministerial function. Once the Library determines to present a levy to the voters, including the determination of the rate and duration, the District must place the levy on the ballot. The Library determines its need for the issuance of debt and determines its own budget.

B. Fund Accounting

The District uses funds to maintain its financial records during the year. A fund is defined as a fiscal and accounting entity with a self balancing set of accounts. There are three categories of funds: governmental, proprietary and fiduciary.

GOVERNMENTAL FUNDS

Governmental funds are those through which most governmental functions typically are financed. Governmental fund reporting focuses on the sources, uses and balances of current financial resources. Expendable assets are assigned to the various governmental funds according to the purposes for which they may or must be used. Current liabilities are assigned to the fund from which they will be paid. The difference between governmental fund assets plus deferred outflows of resources and liabilities plus deferred inflows of resources are reported as fund balance. The following are the District's major governmental funds:

General fund - The general fund is used to account for and report all financial resources not accounted for and reported in another fund. The general fund balance is available for any purpose provided it is expended or transferred according to the general laws of Ohio.

Classroom facilities fund - The classroom facilities fund is used to account for financial resources and expenditures related to the school facilities construction project.

Other governmental funds of the District are used to account for (a) financial resources that are restricted, committed, or assigned to expenditures for capital outlays including the acquisition or construction of capital facilities and other capital assets, (b) specific revenue sources that are restricted or committed to an expenditure for specified purposes other than debt service or capital projects and (c) financial resources that are restricted, committed, or assigned to an expenditure for principal and interest.

PROPRIETARY FUNDS

Proprietary funds are used to account for the District's ongoing activities which are similar to those often found in the private sector. The District has no proprietary funds.

FIDUCIARY FUNDS

Fiduciary fund reporting focuses on net position and changes in net position. The fiduciary fund category is split into four classifications: pension trust funds, investment trust funds, private-purpose trust funds and custodial funds. Trust funds are distinguished from custodial funds by the existence of a trust agreement or equivalent arrangements that have certain characteristics. Custodial funds are used to report fiduciary activities that are not required to be reported in a trust fund. The District has no fiduciary funds.

**VALLEY VIEW LOCAL SCHOOL DISTRICT
MONTGOMERY COUNTY, OHIO**

NOTES TO THE BASIC FINANCIAL STATEMENTS
FOR THE FISCAL YEAR ENDED JUNE 30, 2023

NOTE 2 - SUMMARY OF SIGNIFICANT ACCOUNTING POLICIES - (Continued)

C. Basis of Presentation and Measurement Focus

Government-wide Financial Statements - The statement of net position and the statement of activities display information about the District as a whole. These statements include the financial activities of the primary government, except for fiduciary funds.

The government-wide statement of activities presents a comparison between direct expenses and program revenues for each function or program of the governmental activities of the District. Direct expenses are those that are specifically associated with a service, program or department and therefore clearly identifiable to a particular function. Program revenues include amounts paid by the recipient of goods or services offered by the program and grants and contributions that are restricted to meeting the operational or capital requirements of a particular program. Revenues not classified as program revenues are presented as general revenues of the District.

The government-wide financial statements are prepared using the economic resources measurement focus. All assets, deferred outflows of resources, liabilities and deferred inflows of resources associated with the operation of the District are included on the statement of net position.

Fund Financial Statements - Fund financial statements report detailed information about the District. The focus of governmental fund financial statements is on major funds rather than reporting funds by type. Each major fund is presented in a separate column, and all nonmajor funds are aggregated into one column.

All governmental funds are accounted for using a flow of current financial resources measurement focus. With this measurement focus, only current assets, deferred outflows of resources, current liabilities and deferred inflows of resources generally are included on the balance sheet. The statement of revenues, expenditures and changes in fund balances reports on the sources (i.e., revenues and other financing sources) and uses (i.e., expenditures and other financing uses) of current financial resources. This approach differs from the manner in which the governmental activities of the government-wide financial statements are prepared. Governmental fund financial statements therefore include a reconciliation with brief explanations to better identify the relationship between the government-wide statements and the statements for governmental funds.

D. Basis of Accounting

Basis of accounting determines when transactions are recorded in the financial records and reported on the financial statements. Government-wide financial statements are prepared using the accrual basis of accounting. Governmental funds use the modified accrual basis of accounting. Fiduciary funds also use the accrual basis of accounting.

Revenues - Exchange and Nonexchange Transactions - Revenues resulting from exchange transactions, in which each party gives and receives essentially equal value, are recorded on the accrual basis when the exchange takes place. On a modified accrual basis, revenue is recorded in the fiscal year in which the resources are measurable and become available. Available means that the resources will be collected within the current fiscal year or are expected to be collected soon enough thereafter to be used to pay liabilities of the current fiscal year. For the District, available means expected to be received within sixty days of fiscal year end.

**VALLEY VIEW LOCAL SCHOOL DISTRICT
MONTGOMERY COUNTY, OHIO**

NOTES TO THE BASIC FINANCIAL STATEMENTS
FOR THE FISCAL YEAR ENDED JUNE 30, 2023

NOTE 2 - SUMMARY OF SIGNIFICANT ACCOUNTING POLICIES - (Continued)

Nonexchange transactions, in which the District receives value without directly giving equal value in return, include property taxes, income taxes, grants, entitlements and donations. On an accrual basis, revenue from property taxes is recognized in the fiscal year for which the taxes are levied (See Note 5). Revenue from income taxes is recognized in the fiscal year in which the underlying exchange transaction occurred (See Note 6). Revenue from grants, entitlements and donations is recognized in the fiscal year in which all eligibility requirements have been satisfied. Eligibility requirements include timing requirements, which specify the year when the resources are required to be used or the fiscal year when use is first permitted, matching requirements, in which the District must provide local resources to be used for a specified purpose, and expenditure requirements, in which the resources are provided to the District on a reimbursement basis. On a modified accrual basis, revenue from nonexchange transactions must also be available before it can be recognized.

Under the modified accrual basis, the following revenue sources are considered to be both measurable and available at fiscal year end: property taxes available as an advance, income taxes, interest, tuition, grants, student fees and rentals.

Deferred Outflows of Resources and Deferred Inflows of Resources - In addition to assets, the government-wide statement of net position will report a separate section for deferred outflows of resources. Deferred outflows of resources represent a consumption of net assets that applies to a future period and will not be recognized as an outflow of resources (expense/expenditure) until then. See Notes 12 and 13 for deferred outflows of resources related to net pension liability and net OPEB liability/asset, respectively.

In addition to liabilities, both the government-wide statement of net position and the governmental fund financial statements report a separate section for deferred inflows of resources. Deferred inflows of resources represent an acquisition of net assets that applies to a future period and will not be recognized as an inflow of resources (revenue) until that time. Deferred inflows of resources include property taxes and unavailable revenue. Property taxes represent amounts for which there is an enforceable legal claim as of June 30, 2023, but which were levied to finance fiscal year 2024 operations. These amounts have been recorded as a deferred inflow of resources on both the government-wide statement of net position and the governmental fund financial statements. Unavailable revenue is reported only on the governmental funds balance sheet, and represents receivables which will not be collected within the available period. Unavailable revenue includes, but is not limited to, delinquent property taxes and intergovernmental grants. These amounts are deferred and recognized as an inflow of resources in the period the amounts become available.

See Notes 12 and 13 for deferred inflows of resources related to net pension liability and net OPEB liability/asset, respectively. These deferred inflows of resources are only reported on the government-wide statement of net position.

Expenses/Expenditures - On the accrual basis of accounting, expenses are recognized at the time they are incurred. The entitlement value of donated commodities received during the year is reported in the fund financial statements as an expenditure with a like amount reported as intergovernmental revenue.

The measurement focus of governmental fund accounting is on decreases in net financial resources (expenditures) rather than expenses. Expenditures are generally recognized in the accounting period in which the related fund liability is incurred, if measurable. Allocations of cost, such as depreciation and amortization, are not recognized in governmental funds.

**VALLEY VIEW LOCAL SCHOOL DISTRICT
MONTGOMERY COUNTY, OHIO**

NOTES TO THE BASIC FINANCIAL STATEMENTS
FOR THE FISCAL YEAR ENDED JUNE 30, 2023

NOTE 2 - SUMMARY OF SIGNIFICANT ACCOUNTING POLICIES - (Continued)

E. Budgets

The budgetary process is prescribed by provisions of the Ohio Revised Code and entails the preparation of budgetary documents within an established timetable. The major documents prepared are the tax budget, the certificate of estimated resources, and the appropriation resolution, all of which are prepared on the budgetary basis of accounting. The certificate of estimated resources and the appropriations resolution are subject to amendment throughout the year with the legal restriction that appropriations cannot exceed estimated resources, as certified. All funds, other than custodial funds, are legally required to be budgeted and appropriated. The legal level of budgetary control has been established at the fund level of expenditures for all funds. Any budgetary modifications at this level may only be made by resolution of the Board of Education.

Tax Budget:

Prior to January 15, the Superintendent and Treasurer submit to the Board of Education a proposed operating budget for the fiscal year commencing the following July 1. The budget includes proposed expenditures and the means of financing for all funds. Public hearings are publicized and conducted to obtain taxpayers' comments. The purpose of this budget document is to reflect the need for existing (or increased) tax rates. By no later than January 20, the Board-adopted budget is filed with Montgomery County Budget Commission for rate determination.

Estimated Resources:

By April 1, the Board of Education accepts, by formal resolution, the tax rates as determined by the Budget Commission and receives the Commission's certificate of estimated resources, which states the projected revenue of each fund. Prior to July 1, the District must revise its budget so that total contemplated expenditures from any fund during the ensuing year will not exceed the amount stated in the certificate of estimated resources. The revised budget then serves as the basis for the appropriation measure. On or about July 1, the certificate is amended to include any unencumbered cash balances from the preceding year. The certificate may be further amended during the year if projected increases or decreases in revenue are identified by the District Treasurer. The amounts reported in the budgetary statements reflect the amounts from the certificate of estimated resources that was in effect at the time the original and final appropriations were passed by the Board of Education.

Appropriations:

Upon receipt from the County Auditor of an amended certificate of estimated resources based on final assessed values and tax rates or a certificate saying no new certificate is necessary, the annual appropriation resolution is enacted by the Board of Education. Prior to the passage of the annual appropriation measure, the Board may pass a temporary appropriation measure to meet the ordinary expenses of the District. The appropriation resolution, at the fund level for all funds, must be within the estimated resources as certified by the County Budget Commission and the total of expenditures may not exceed the appropriation totals at any level of control. Any revisions that alter the level of budgetary control must be approved by the Board of Education.

The Board may pass supplemental fund appropriations so long as the total appropriations by fund do not exceed the amounts set forth in the most recent certificate of estimated resources. During the year, all supplemental appropriations were legally enacted.

Although the legal level of budgetary control was established at the fund level of expenditures, the budgetary statements present comparisons at the fund and function level of expenditures as elected by the District Treasurer.

**VALLEY VIEW LOCAL SCHOOL DISTRICT
MONTGOMERY COUNTY, OHIO**

**NOTES TO THE BASIC FINANCIAL STATEMENTS
FOR THE FISCAL YEAR ENDED JUNE 30, 2023**

NOTE 2 - SUMMARY OF SIGNIFICANT ACCOUNTING POLICIES - (Continued)

The appropriation resolution is subject to amendment by the Board throughout the year with the restriction that appropriations may not exceed estimated revenues. The amounts reported as the original budget amounts reflect the first appropriation for that fund covered the entire fiscal year, including amounts automatically carried over from prior year. The amounts reported as the final budgeted amounts represent the original and final appropriation amounts passed by the Board during the year.

Lapsing of Appropriations:

At the close of each fiscal year, the unencumbered balance of each appropriation reverts to the respective fund from which it was appropriated and becomes subject to future appropriation. Encumbered appropriations are carried forward to the succeeding fiscal year and are not reappropriated.

F. Cash and Investments

To improve cash management, cash received by the District is pooled in a central bank account. Monies for all funds are maintained in this pool. Individual fund integrity is maintained through the District's records. Each fund's interest in the pool is presented as "equity in pooled cash and investments" on the basic financial statements.

During fiscal year 2023, investments were limited to federal agency securities, commercial paper, negotiable certificates of deposit, municipal bonds, U.S. Treasury notes, and U.S. Government money market mutual funds. Except for nonparticipating investment contracts, investments are reported at fair value, which is based on quoted market prices. Nonparticipating investment contracts, such as nonnegotiable certificates of deposit, are reported at cost.

Under existing Ohio statutes all investment earnings are assigned to the general fund unless statutorily required to be credited to a specific fund. The Board of Education has, by resolution, specified the funds to receive an allocation of interest earnings. Interest revenue credited to the general fund during fiscal year 2023 amounted to \$329,561 which includes \$64,741 assigned from other District funds.

For presentation on the basic financial statements, investments of the cash management pool and investments with original maturities of three months or less at the time they are purchased by the District are considered to be cash equivalents. Investments with an initial maturity of more than three months are reported as investments.

An analysis of the District's investment account at fiscal year end is provided in Note 4.

G. Inventory

On government-wide and fund financial statements, purchased inventories are presented at the lower of cost or market and donated commodities are presented at their entitlement value. Inventories are recorded on a first-in, first-out basis. Inventories are accounted for using the purchase method on the fund statements and using the consumption method on the government-wide statements.

On the fund financial statements, reported material and supplies inventory is equally offset by a nonspendable fund balance in the governmental funds which indicates that it does not constitute available spendable resources even though it is a component of net current assets.

Inventory consists of expendable supplies held for consumption, donated food and purchased food.

**VALLEY VIEW LOCAL SCHOOL DISTRICT
MONTGOMERY COUNTY, OHIO**

**NOTES TO THE BASIC FINANCIAL STATEMENTS
FOR THE FISCAL YEAR ENDED JUNE 30, 2023**

NOTE 2 - SUMMARY OF SIGNIFICANT ACCOUNTING POLICIES - (Continued)

H. Prepayments

Certain payments to vendors reflect the costs applicable to future accounting periods and are recorded as prepaid items in both government-wide and fund financial statements. These items are reported as assets on the balance sheet using the consumption method. A current asset for the prepaid amounts is recorded at the time of the purchase and the expenditure/expense is reported in the year in which services are consumed. On the fund financial statements, reported prepayments are equally offset by a nonspendable fund balance.

I. Capital Assets

General capital assets are those assets specifically related to governmental activities. These assets result from expenditures in the governmental funds. These assets are reported in the governmental activities column of the government-wide statement of net position, but are not reported in the fund financial statements.

All capital assets are capitalized at cost (or estimated historical cost) and updated for additions and deductions during the year. Donated capital assets are recorded at their acquisition values as of the date received. The District maintains a capitalization threshold of \$5,000. The District does not possess any infrastructure. Improvements are capitalized; the costs of normal maintenance and repairs that do not add to the value of the asset or materially extend an asset's life are not.

All reported capital assets, except land and construction in progress, are depreciated/amortized. Improvements are depreciated/amortized over the remaining useful lives of the related capital assets. Depreciation/amortization is computed using the straight-line method over the following useful lives:

<u>Description</u>	<u>Activities Estimated Lives</u>
Land improvements	10 - 30 years
Buildings and improvements	30 years
Furniture and equipment	5 - 15 years
Intangible leased assets	5 years
Vehicles	3 - 10 years

The District is reporting intangible right to use assets related to leased equipment. The intangible assets are being amortized in a systematic and rational manner of the shorter of the lease term or the useful life of the underlying asset.

**VALLEY VIEW LOCAL SCHOOL DISTRICT
MONTGOMERY COUNTY, OHIO**

NOTES TO THE BASIC FINANCIAL STATEMENTS
FOR THE FISCAL YEAR ENDED JUNE 30, 2023

NOTE 2 - SUMMARY OF SIGNIFICANT ACCOUNTING POLICIES - (Continued)

J. Compensated Absences

Compensated absences of the District consist of vacation leave and sick leave to the extent that payment to the employee for these absences is attributable to services already rendered and is not contingent on a specific event that is outside the control of the District and the employee.

In accordance with the provisions of GASB Statement No. 16, "Accounting for Compensated Absences", a liability for vacation leave is accrued if a) the employees' rights to payment are attributable to services already rendered; and b) it is probable that the employer will compensate the employees for the benefits through paid time off or other means, such as cash payment at termination or retirement. An accrual for earned sick leave is made to the extent that it is probable that the benefits will result in termination (severance) payments. A liability for sick leave is accrued using the vesting method; i.e., the liability is based on the sick leave accumulated at the balance sheet date by those employees who are currently eligible to receive termination (severance) payments, as well as those employees expected to become eligible in the future. For purposes of establishing a liability for severance on employees expected to become eligible to retire in the future, all employees age fifty or greater with at least ten years of service and all employees with at least 20 years of service regardless of their age were considered expected to become eligible in accordance with GASB Statement No. 16.

The total liability for vacation and sick leave payments has been calculated using pay rates in effect at the balance sheet date, and reduced to the maximum payment allowed by labor contract and/or statute, plus any applicable additional salary related payments.

The entire compensated absence liability is reported on the government-wide financial statements.

For governmental fund financial statements, compensated absences are recognized as liabilities and expenditures as payments come due each period upon the occurrence of employee resignations and retirements.

K. Accrued Liabilities and Long-Term Obligations

All payables, accrued liabilities, and long-term obligations are reported in the government-wide financial statements.

In general, governmental fund payables and accrued liabilities that, once incurred, are paid in a timely manner and in full from current financial resources, are reported as obligations of the funds. However, compensated absences that will be paid from governmental funds are reported as a liability in the fund financial statements only to the extent that they are due for payment during the current year. Net pension/OPEB liability should be recognized in the governmental funds to the extent that benefit payments are due and payable and the pension/OPEB plan's fiduciary net position is not sufficient for payment of those benefits.

L. Fund Balance

Fund balance is divided into five classifications based primarily on the extent to which the District is bound to observe constraints imposed upon the use of the resources in the governmental funds. The classifications are as follows:

Nonspendable - The nonspendable fund balance classification includes amounts that cannot be spent because they are not in spendable form or legally required to be maintained intact. The "not in spendable form" criterion includes items that are not expected to be converted to cash. It also includes the long-term amount of loans receivable.

**VALLEY VIEW LOCAL SCHOOL DISTRICT
MONTGOMERY COUNTY, OHIO**

NOTES TO THE BASIC FINANCIAL STATEMENTS
FOR THE FISCAL YEAR ENDED JUNE 30, 2023

NOTE 2 - SUMMARY OF SIGNIFICANT ACCOUNTING POLICIES - (Continued)

Restricted - Fund balance is reported as restricted when constraints are placed on the use of resources that are either externally imposed by creditors (such as through debt covenants), grantors, contributors, or laws or regulations of other governments, or imposed by law through constitutional provisions or enabling legislation.

Committed - The committed fund balance classification includes amounts that can be used only for the specific purposes imposed by a formal action (resolution) of the District Board of Education (the highest level of decision making authority). Those committed amounts cannot be used for any other purpose unless the District Board of Education removes or changes the specified use by taking the same type of action (resolution) it employed to previously commit those amounts. Committed fund balance also incorporates contractual obligations to the extent that existing resources in the fund have been specifically committed for use in satisfying those contractual requirements.

Assigned - Amounts in the assigned fund balance classification are intended to be used by the District for specific purposes but do not meet the criteria to be classified as restricted nor committed. In governmental funds other than the general fund, assigned fund balance represents the remaining amount that is not restricted or committed. In the general fund, assigned amounts represent intended uses established by policies of the District Board of Education, which includes giving the Treasurer the authority to constrain monies for intended purposes.

Unassigned - Unassigned fund balance is the residual classification for the general fund and includes all spendable amounts not contained in the other classifications. In other governmental funds, the unassigned classification is only used to report a deficit fund balance resulting from overspending for specific purposes for which amounts had been restricted, committed, or assigned.

The District applies restricted resources first when expenditures are incurred for purposes for which restricted and unrestricted (committed, assigned, and unassigned) fund balance is available. Similarly, within unrestricted fund balance, committed amounts are reduced first followed by assigned, and then unassigned amounts when expenditures are incurred for purposes for which amounts in any of the unrestricted fund balance classifications could be used.

M. Net Position

Net position represents the difference between assets and deferred outflows and liabilities and deferred inflows. The net position component “net investment in capital assets,” consists of capital assets, net of accumulated depreciation/amortization, reduced by the outstanding balances of any borrowing used for the acquisition, construction or improvement of those assets. Deferred outflows of resources and deferred inflows of resources that are attributable to the acquisition, construction or improvement of those assets or related debt also should be included in this component of net position. Net position is reported as restricted when there are limitations imposed on its use either through the enabling legislation adopted by the District or through external restrictions imposed by creditors, grantors or laws or regulations of other governments. The amount restricted for other purposes represents amounts restricted for scholarship funds.

The District applies restricted resources first when an expense is incurred for purposes for which both restricted and unrestricted net position is available.

N. Estimates

The preparation of the basic financial statements in conformity with GAAP requires management to make estimates and assumptions that affect the amounts reported in the basic financial statements and accompanying notes. Actual results may differ from those estimates.

**VALLEY VIEW LOCAL SCHOOL DISTRICT
MONTGOMERY COUNTY, OHIO**

NOTES TO THE BASIC FINANCIAL STATEMENTS
FOR THE FISCAL YEAR ENDED JUNE 30, 2023

NOTE 2 - SUMMARY OF SIGNIFICANT ACCOUNTING POLICIES - (Continued)

O. Pensions/Other Postemployment Benefits (OPEB)

For purposes of measuring the net pension/OPEB liability, net OPEB asset, deferred outflows of resources and deferred inflows of resources related pensions/OPEB, and pensions/OPEB expense, information about the fiduciary net position of the pension/OPEB plans and additions to/deductions from their fiduciary net position have been determined on the same basis as they are reported by the pension/OPEB plan. For this purpose, benefit payments (including refunds of employee contributions) are recognized when due and payable in accordance with the benefit terms. The pension/OPEB plans report investments at fair value.

P. Extraordinary and Special Items

Extraordinary items are transactions or events that are both unusual in nature and infrequent in occurrence. Special items are transactions or events that are within the control of the Board of Education and that are either unusual in nature or infrequent in occurrence. Neither type of transaction occurred during fiscal year 2023.

Q. Fair Value

The District categorizes its fair value measurements within the fair value hierarchy established by generally accepted accounting principles. The hierarchy is based on the valuation inputs used to measure the fair value of the asset. Level 1 inputs are quoted prices in active markets for identical assets; Level 2 inputs are significant other observable inputs; Level 3 inputs are significant unobservable inputs.

R. Interfund Activity

Exchange transactions between funds are reported as revenues in the seller funds and as expenses/expenditures in the purchaser funds. Flows of cash or goods from one fund to another without a requirement for repayment are reported as interfund transfers. Interfund transfers are reported as other financing sources/uses in governmental funds. Repayments from funds responsible for particular expenses/expenditures to the funds that initially paid for them are not presented on the basic financial statements.

NOTE 3 - ACCOUNTABILITY AND COMPLIANCE

A. Change in Accounting Principles

For fiscal year 2023, the District has implemented GASB Statement No. 91, "Conduit Debt Obligations", GASB Statement No. 94, "Public-Private and Public-Public Partnerships and Availability Payment Arrangements", GASB Statement No. 96, "Subscription Based Information Technology Arrangements", certain questions and answers of GASB Implementation Guide 2021-1 and certain paragraphs of GASB Statement No. 99, "Omnibus 2022".

GASB Statement No. 91 provides a single method of reporting conduit debt obligations by issuers and eliminate diversity in practice associated with (1) commitments extended by issuers, (2) arrangements associated with conduit debt obligations, and (3) related note disclosures. This Statement achieves those objectives by clarifying the existing definition of a conduit debt obligation; establishing that a conduit debt obligation is not a liability of the issuer; establishing standards for accounting and financial reporting of additional commitments and voluntary commitments extended by issuers and arrangements associated with conduit debt obligations; and improving required note disclosures. The implementation of GASB Statement No. 91 did not have an effect on the financial statements of the District.

**VALLEY VIEW LOCAL SCHOOL DISTRICT
MONTGOMERY COUNTY, OHIO**

NOTES TO THE BASIC FINANCIAL STATEMENTS
FOR THE FISCAL YEAR ENDED JUNE 30, 2023

NOTE 3 - ACCOUNTABILITY AND COMPLIANCE - (Continued)

GASB Statement No. 94 is to improve financial reporting by addressing issues related to public-private and public partnership arrangements (PPPs). As used in this Statement, a PPP is an arrangement in which a government (the transferor) contracts with an operator (a governmental or nongovernmental entity) to provide public services by conveying control of the right to operate or use a nonfinancial asset, such as infrastructure or other capital asset (the underlying PPP asset), for a period of time in an exchange or exchange-like transaction. The implementation of GASB Statement No. 94 did not have an effect on the financial statements of the District.

GASB Statement No. 96 provides guidance on the accounting and financial reporting for subscription-based information technology arrangements (SBITAs) for government end users (governments). This Statement (1) defines a SBITA; (2) establishes that a SBITA results in a right-to-use subscription asset—an intangible asset—and a corresponding subscription liability; (3) provides the capitalization criteria for outlays other than subscription payments, including implementation costs of a SBITA; and (4) requires note disclosures regarding a SBITA. To the extent relevant, the standards for SBITAs are based on the standards established in Statement No. 87, Leases, as amended. The implementation of GASB Statement No. 96 did not have an effect on the financial statements of the District.

GASB Implementation Guide 2021-1 provides clarification on issues related to previously established GASB guidance. The implementation of GASB Implementation Guide 2021-1 did not have an effect on the financial statements of the District.

GASB Statement No. 99 to enhance comparability in accounting and financial reporting and to improve the consistency of authoritative literature by addressing (1) practice issues that have been identified during implementation and application of certain GASB Statements and (2) accounting and financial reporting for financial guarantees. The implementation of GASB Statement No. 99 did not have an effect on the financial statements of the District.

B. Deficit Fund Balances

Fund balances at June 30, 2023 included the following individual fund deficits:

<u>Nonmajor funds</u>	<u>Deficit</u>
IDEA, Part B	\$ 31,977
Title I, Disadvantaged Children	21,850
Supporting Effective Instruction	97

The general fund is liable for any deficit in these funds and provides transfers when cash is required, not when accruals occur. The deficit fund balances resulted from adjustments for accrued liabilities.

NOTE 4 - DEPOSITS AND INVESTMENTS

State statutes classify monies held by the District into three categories.

Active deposits are public deposits necessary to meet current demands on the treasury. Such monies must be maintained either as cash in the District treasury, in commercial accounts payable or withdrawable on demand, including negotiable order of withdrawal (NOW) accounts, or in money market deposit accounts.

Inactive deposits are public deposits that the Board of Education has identified as not required for use within the current five-year period of designation of depositories. Inactive deposits must either be evidenced by certificates of deposit maturing not later than the end of the current period of designation of depositories, or by savings or deposit accounts including, but not limited to, passbook accounts.

**VALLEY VIEW LOCAL SCHOOL DISTRICT
MONTGOMERY COUNTY, OHIO**

NOTES TO THE BASIC FINANCIAL STATEMENTS
FOR THE FISCAL YEAR ENDED JUNE 30, 2023

NOTE 4 - DEPOSITS AND INVESTMENTS - (Continued)

Interim deposits are deposits of interim monies. Interim monies are those monies which are not needed for immediate use, but which will be needed before the end of the current period of designation of depositories.

Interim deposits must be evidenced by time certificates of deposit maturing not more than one year from the date of deposit or by savings or deposit accounts including passbook accounts.

Interim monies may be deposited or invested in the following securities:

1. United States Treasury Notes, Bills, Bonds, or any other obligation or security issued by the United States Treasury or any other obligation guaranteed as to principal and interest by the United States;
2. Bonds, notes, debentures, or any other obligations or securities issued by any federal government agency or instrumentality, including, but not limited to, the Federal National Mortgage Association, Federal Home Loan Bank, Federal Farm Credit Bank, Federal Home Loan Mortgage Corporation, and Government National Mortgage Association. All federal agency securities shall be direct issuances of federal government agencies or instrumentalities;
3. Written repurchase agreements in the securities listed above provided that the market value of the securities subject to the repurchase agreement must exceed the principal value of the agreement by at least two percent and be marked to market daily, and that the term of the agreement must not exceed thirty days;
4. Bonds and other obligations of the State of Ohio, and with certain limitations including a requirement for maturity within ten years from the date of settlement, bonds and other obligations of political subdivisions of the State of Ohio, if training requirements have been met;
5. Time certificates of deposit or savings or deposit accounts including, but not limited to, passbook accounts;
6. No-load money market mutual funds consisting exclusively of obligations described in items (1) and (2) above and repurchase agreements secured by such obligations, provided that investments in securities described in this division are made only through eligible institutions;
7. The State Treasurer's investment pool, the State Treasury Asset Reserve of Ohio (STAR Ohio); and,
8. Certain bankers' acceptances (for a period not to exceed one hundred eighty days) and commercial paper notes (for a period not to exceed two hundred seventy days) in an amount not to exceed 40 percent of the interim monies available for investment at any one time if training requirements have been met.

Protection of the District's deposits is provided by the Federal Deposit Insurance Corporation (FDIC), by eligible securities pledged by the financial institution as security for repayment, or by the financial institutions participation in the Ohio Pooled Collateral System (OPCS), a collateral pool of eligible securities deposited with a qualified trustee and pledged to the Treasurer of State to secure the repayment of all public monies deposited in the financial institution.

Investments in stripped principal or interest obligations, reverse repurchase agreements and derivatives are prohibited. The issuance of taxable notes for the purpose of arbitrage, the use of leverage and short selling are also prohibited. Except as noted above, an investment must mature within five years from the date of purchase unless matched to a specific obligation or debt of the District and must be purchased with the expectation that it will be held to maturity. Investments may only be made through specified dealers and institutions. Payment for investments may be made only upon delivery of the securities representing the investments to the Treasurer or, if the securities are not represented by a certificate, upon receipt of confirmation of transfer from the custodian.

**VALLEY VIEW LOCAL SCHOOL DISTRICT
MONTGOMERY COUNTY, OHIO**

NOTES TO THE BASIC FINANCIAL STATEMENTS
FOR THE FISCAL YEAR ENDED JUNE 30, 2023

NOTE 4 - DEPOSITS AND INVESTMENTS - (Continued)

A. Cash in Segregated Accounts

At fiscal year-end, \$1,024 was on deposit for athletic accounts. This amount is not included in the total amount of “Deposits with Financial Institutions” below.

B. Cash with Fiscal Agent

At fiscal year-end, \$7,360 of the District’s funds were invested with the Dayton Foundation. The money held by the fiscal agent cannot be identified as an investment or deposit, since it is held in a pool made up of numerous participants.

C. Deposits with Financial Institutions

At June 30, 2023, the carrying amount of all District deposits was \$13,264,738. Based on the criteria described in GASB Statement No. 40, “Deposits and Investment Risk Disclosures”, as of June 30, 2023, \$13,292,918 of the District’s bank balance of \$13,792,918 was exposed to custodial risk as discussed below, while \$500,000 was covered by the FDIC.

Custodial credit risk is the risk that, in the event of bank failure, the District will not be able to recover deposits or collateral securities that are in the possession of an outside party. The District has no deposit policy for custodial credit risk beyond the requirements of State statute. Ohio law requires that deposits either be insured or protected by (1) eligible securities pledged to the District and deposited with a qualified trustee by the financial institution as security for repayment whose fair value at all times shall be at least 105 percent of the deposits being secured, or (2) participation in the Ohio Pooled Collateral System (OPCS), a collateral pool of eligible securities deposited with a qualified trustee and pledged to the Treasurer of State to secure the repayment of all public monies deposited in the financial institution. OPCS requires the total fair value of the securities pledged to be 102 percent of the deposits being secured or a rate set by the Treasurer of State. For 2023, the District’s financial institutions did not participate in the OPCS. Although all statutory requirements for the deposit of money had been followed, noncompliance with Federal requirements could potentially subject the District to a successful claim by the FDIC.

D. Investments

As of June 30, 2023, the District had the following investments and maturities:

Measurement/Investment type	Fair Value	Investment Maturity				
		6 months or less	7 to 12 months	13 to 18 months	19 to 24 months	Greater than 24 months
<i>Fair Value:</i>						
FNMA	\$ 746,616	\$ 746,616	\$ -	\$ -	\$ -	\$ -
FFCB	1,344,126	1,247,421	96,705	-	-	-
FHLM	2,396,801	1,326,580	96,659	210,060	-	763,502
FHLB	5,855,353	2,643,747	1,197,870	1,548,267	-	465,469
Municipal Bonds	725,007	725,007	-	-	-	-
U.S. Treasury Note	5,050,135	3,066,198	1,734,672	96,090	153,175	-
Negotiable CD's	2,197,407	-	-	735,681	1,217,962	243,764
Commercial Paper	20,003,915	15,107,908	4,896,007	-	-	-
U.S. Government Money Market	809,531	809,531	-	-	-	-
Total	\$ 39,128,891	\$ 25,673,008	\$ 8,021,913	\$ 2,590,098	\$ 1,371,137	\$ 1,472,735

The weighted average maturity of investments is 0.56 years.

**VALLEY VIEW LOCAL SCHOOL DISTRICT
MONTGOMERY COUNTY, OHIO**

NOTES TO THE BASIC FINANCIAL STATEMENTS
FOR THE FISCAL YEAR ENDED JUNE 30, 2023

NOTE 4 - DEPOSITS AND INVESTMENTS - (Continued)

The District's investments in U.S. Government money market mutual funds and U.S. Treasury notes are valued using quoted market prices in active markets (Level 1 inputs). The District's investments in federal agency securities (FNMA, FFCB, FHLM, FHLB), negotiable CD's, commercial paper, and municipal bonds are valued using quoted prices in markets that are not considered to be active, deal quotations or alternative pricing sources for similar assets or liabilities for which all significant inputs are observable, either directly or indirectly (Level 2 inputs).

Interest Rate Risk: As a means of limiting its exposure to fair value losses arising from rising interest rates and according to State law, the District's investment policy limits investment portfolio maturities to five years or less.

Credit Risk: The District's investments in federal agency securities were rated Aaa and AAA through AA+ by Moody's Investor Services and Standard & Poor's, respectively. The municipal bonds were rated Aaa by Moody's Investor Services. The U.S. Treasury Notes were rated Aaa and AA+ by Moody's Investor Services and Standard & Poor's, respectively. The District's investments in commercial paper were rated P-1 by Moody's Investor Services. The District's investment in the U.S. Government money market was rated AAAM by Standard & Poor's. The District's investment in negotiable CD's are not rated.

Custodial Credit Risk: For an investment, custodial credit risk is the risk that, in the event of the failure of the counterparty, the District will not be able to recover the value of its investments or collateral securities that are in the possession of an outside party. The District has no investment policy dealing with investment custodial risk beyond the requirement in State statute that prohibits payment for investments prior to the delivery of the securities representing such investments to the Treasurer or qualified trustee.

Concentration of Credit Risk: The District places no limit on the amount that may be invested in any one issuer. The following table includes the percentage of each investment type held by the District at June 30, 2023:

<u>Measurement/Investment type</u>	<u>Fair Value</u>	<u>% of Total</u>
<i>Fair Value:</i>		
FNMA	\$ 746,616	1.91%
FFCB	1,344,126	3.43%
FHLM	2,396,801	6.13%
FHLB	5,855,353	14.96%
Municipal Bonds	725,007	1.85%
U.S. Treasury Note	5,050,135	12.91%
Negotiable CD's	2,197,407	5.62%
Commercial Paper	20,003,915	51.12%
U.S. Government Money Market	<u>809,531</u>	<u>2.07%</u>
	<u>\$ 39,128,891</u>	<u>100.00%</u>

**VALLEY VIEW LOCAL SCHOOL DISTRICT
MONTGOMERY COUNTY, OHIO**

NOTES TO THE BASIC FINANCIAL STATEMENTS
FOR THE FISCAL YEAR ENDED JUNE 30, 2023

NOTE 4 - DEPOSITS AND INVESTMENTS - (Continued)

E. Reconciliation of Cash and Investments to the Statement of Net Position

The following is a reconciliation of cash and investments as reported in the note above to cash and investments as reported on the statement of net position as of June 30, 2023:

<u>Cash and investments per note</u>	
Carrying amount of deposits	\$ 13,264,738
Investments	39,128,891
Cash in segregated accounts	1,024
Cash with fiscal agent	<u>7,360</u>
 Total	 <u>\$ 52,402,013</u>
 <u>Cash and investments per statement of net position</u>	
Governmental activities	\$ 52,402,013
Total	<u>\$ 52,402,013</u>

NOTE 5 - PROPERTY TAXES

Property taxes are levied and assessed on a calendar year basis while the District fiscal year runs from July through June. First half tax collections are received by the District in the second half of the fiscal year. Second half tax distributions occur in the first half of the following fiscal year.

Property taxes include amounts levied against all real property and public utility property. Real property tax revenues received in calendar year 2023 represent the collection of calendar year 2022 taxes. Real property taxes received in calendar year 2023 were levied after April 1, 2022, on the assessed values as of January 1, 2022, the lien date. Assessed values for real property taxes are established by State statute at 35 percent of appraised market value. Real property taxes are payable annually or semiannually. If paid annually, payment is due December 31; if paid semiannually, the first payment is due December 31, with the remainder payable by June 20. Under certain circumstances, State statute permits alternate payment dates to be established. Public utility property tax revenues received in calendar year 2023 represent the collection of calendar year 2022 taxes. Public utility real and personal property taxes received in calendar year 2022 became a lien on December 31, 2021, were levied after April 1, 2022, and are collected with real property taxes. Public utility real property is assessed at 35 percent of true value; public utility tangible personal property is currently assessed at varying percentages of true value.

The District receives property taxes from Montgomery County. The County Auditor periodically advances to the District its portion of the taxes collected. Second-half real property tax payments collected by the County by June 30, 2023, are available to finance fiscal year 2023 operations. The amount available as an advance at June 30, 2023 was \$661,539 in the general fund, \$81,957 in the bond retirement fund (a nonmajor governmental fund), and \$108,026 in the permanent improvement fund (a nonmajor governmental fund). This amount is recorded as revenue. The amount available as an advance at June 30, 2022 was \$1,226,895 in the general fund, \$248,801 in the bond retirement fund (a nonmajor governmental fund) and \$201,777 in the permanent improvement fund (a nonmajor governmental fund). The amount of second-half real property taxes available for advance at fiscal year-end can vary based on the date the tax bills are sent.

Accrued property taxes receivable includes real property, public utility property and delinquent tangible personal property taxes which are measurable as of June 30, 2023 and for which there is an enforceable legal claim. Although total property tax collections for the next fiscal year are measurable, only the amount of real property taxes available as an advance at June 30 was levied to finance current fiscal year operations and is reported as revenue at fiscal year-end. The portion of the receivable not levied to finance current fiscal year operations is offset by a credit to deferred inflows.

**VALLEY VIEW LOCAL SCHOOL DISTRICT
MONTGOMERY COUNTY, OHIO**

NOTES TO THE BASIC FINANCIAL STATEMENTS
FOR THE FISCAL YEAR ENDED JUNE 30, 2023

NOTE 5 - PROPERTY TAXES – (Continued)

On the accrual basis of accounting, collectible delinquent property taxes have been recorded as a receivable and revenue, while on a modified accrual basis of accounting the revenue has been reported as a deferred inflow.

The assessed values upon which the fiscal year 2023 taxes were collected are:

	2022 Second Half Collections		2023 First Half Collections	
	<u>Amount</u>	<u>Percent</u>	<u>Amount</u>	<u>Percent</u>
Agricultural/residential and other real estate	\$ 259,184,030	92.11	\$ 262,422,430	91.83
Public utility personal	<u>22,193,390</u>	<u>7.89</u>	<u>23,346,730</u>	<u>8.17</u>
Total	<u>\$ 281,377,420</u>	<u>100.00</u>	<u>\$ 285,769,160</u>	<u>100.00</u>
Tax rate per \$1,000 of assessed valuation				
General	\$ 35.53		\$ 35.53	
Debt service	5.50		4.85	
Permanent improvement	3.80		3.80	

NOTE 6 - SCHOOL DISTRICT INCOME TAX

In fiscal year 1991, the voters of the District passed a .50% income tax, effective for five years. This income tax has been renewed several times by the voters. In fiscal year 1995, voters of the District passed an additional .75% income tax, effective for five years. This income tax has been renewed several times by the voters. In May 2015, the two income taxes were passed by the voters as continuous. In fiscal year 2021, voters of the District passed an additional .50% income tax. The tax is collected by the State of Ohio and remitted to the District quarterly. Total income tax revenue for fiscal year 2023 credited to the general fund and the classroom facilities maintenance fund (a nonmajor governmental fund) was \$6,538,708.

NOTE 7 - RECEIVABLES

Receivables at June 30, 2023 consisted of taxes (both property taxes and income taxes), accounts (billings for user charged services and student fees), accrued interest, and intergovernmental grants and entitlements. All receivables are considered collectible in full due to the ability to foreclose for the nonpayment of taxes, the stable condition of State programs and the current year guarantee of federal funds.

A summary of the principal items of receivables reported on the statement of net position follows:

Governmental activities:	
Property taxes	\$ 8,475,512
Income taxes	2,637,466
Accounts	158,577
Accrued interest	57,524
Intergovernmental	<u>28,613,612</u>
Total	<u>\$ 39,942,691</u>

Receivables have been disaggregated on the face of the basic financial statements. All receivables are expected to be collected in the subsequent year.

**VALLEY VIEW LOCAL SCHOOL DISTRICT
MONTGOMERY COUNTY, OHIO**

NOTES TO THE BASIC FINANCIAL STATEMENTS
FOR THE FISCAL YEAR ENDED JUNE 30, 2023

NOTE 8 - CAPITAL ASSETS

Capital asset activity for the fiscal year ended June 30, 2023 was as follows:

	<u>Balance</u> <u>06/30/22</u>	<u>Additions</u>	<u>Deductions</u>	<u>Balance</u> <u>06/30/23</u>
Governmental activities:				
<i>Capital assets, not being depreciated/amortized:</i>				
Land	\$ 620,123	\$ -	\$ -	\$ 620,123
Construction in progress	<u>2,274,962</u>	<u>14,047,678</u>	<u>-</u>	<u>16,322,640</u>
Total capital assets, not being depreciated/amortized	<u>2,895,085</u>	<u>14,047,678</u>	<u>-</u>	<u>16,942,763</u>
<i>Capital assets, being depreciated/amortized:</i>				
Land improvements	2,378,085	327,800	(800,678)	1,905,207
Buildings and improvements	8,296,461	298,000	(4,586,496)	4,007,965
Furniture and equipment	4,650,572	94,843	(2,139,627)	2,605,788
Intangible right to use - leased equipment	41,546	-	-	41,546
Vehicles	<u>505,481</u>	<u>39,735</u>	<u>(211,627)</u>	<u>333,589</u>
Total capital assets, being depreciated/amortized	<u>15,872,145</u>	<u>760,378</u>	<u>(7,738,428)</u>	<u>8,894,095</u>
<i>Less: accumulated depreciation/amortization</i>				
Land improvements	(1,231,604)	(80,059)	800,678	(510,985)
Buildings and improvements	(6,012,454)	(406,247)	4,586,278	(1,832,423)
Furniture and equipment	(3,252,504)	(338,775)	2,132,769	(1,458,510)
Intangible right to use - leased equipment	(9,694)	(16,618)	-	(26,312)
Vehicles	<u>(387,540)</u>	<u>(29,927)</u>	<u>211,627</u>	<u>(205,840)</u>
Total accumulated depreciation/amortization	<u>(10,893,796)</u>	<u>(871,626)</u>	<u>7,731,352</u>	<u>(4,034,070)</u>
Governmental activities capital assets, net	<u>\$ 7,873,434</u>	<u>\$ 13,936,430</u>	<u>\$ (7,076)</u>	<u>\$ 21,802,788</u>

Depreciation/amortization expense was charged to governmental functions as follows:

<u>Instruction:</u>	
Regular	\$ 257,054
Special	17,566
Vocational	12,560
<u>Support services:</u>	
Pupil	4,280
Instructional staff	14,642
Administration	7,322
Fiscal	1,044
Business	16,618
Operations and maintenance	358,542
Pupil transportation	21,673
Central	55,379
Extracurricular activities	65,335
Food service operations	<u>39,611</u>
Total depreciation/amortization expense	<u>\$ 871,626</u>

**VALLEY VIEW LOCAL SCHOOL DISTRICT
MONTGOMERY COUNTY, OHIO**

NOTES TO THE BASIC FINANCIAL STATEMENTS
FOR THE FISCAL YEAR ENDED JUNE 30, 2023

NOTE 9 - LONG-TERM OBLIGATIONS

During fiscal year 2023, the following activity occurred in governmental activities long-term obligations:

	<u>Balance</u> <u>06/30/22</u>	<u>Increase</u>	<u>Decrease</u>	<u>Balance</u> <u>06/30/23</u>	<u>Amount</u> <u>Due in</u> <u>One Year</u>
<u>General Obligation Bonds:</u>					
School Facilities Construction and Improvement Bonds - Series 2021	\$ 27,390,000	\$ -	\$ (1,020,000)	\$ 26,370,000	\$ 590,000
Certificates of Participation - Series 2023	-	7,000,000	-	7,000,000	665,000
<u>Other long-term obligations</u>					
Leases payable	32,128	-	(16,532)	15,596	15,596
Net pension liability	11,983,576	8,278,590	-	20,262,166	-
Net OPEB liability	1,463,015	-	(318,640)	1,144,375	-
Compensated absences	<u>1,001,176</u>	<u>204,763</u>	<u>(70,442)</u>	<u>1,135,497</u>	<u>33,464</u>
Total other long-term obligations	<u>14,479,895</u>	<u>8,483,353</u>	<u>(405,614)</u>	<u>22,557,634</u>	<u>49,060</u>
Total governmental activities	<u>\$ 41,869,895</u>	<u>\$ 15,483,353</u>	<u>\$ (1,425,614)</u>	<u>55,927,634</u>	<u>\$ 1,304,060</u>
Add: unamortized premium				<u>2,173,918</u>	
Total on statement of net position				<u>\$ 58,101,552</u>	

Net pension liability: The District’s net pension liability is described in Note 12. The District pays obligations related to employees compensation from the fund benefiting from their service.

Net OPEB liability: The District’s net OPEB liability is described in Note 13. The District pays obligations related to employee compensation from the fund benefiting from their service.

Compensated absences: Compensated absences will be paid from the fund from which the employees’ salaries are paid, which is primarily the general fund.

School Facilities Construction and Improvement Bonds – Series 2021: On May 26, 2021, the District issued \$28,700,000 in general obligation bonds, for the purpose of improving school facilities. Interest and principal payments on the bonds are due on May 1 and November 1 of each year and are made from the bond retirement fund.

The original issue was comprised of both current interest serial bonds, par value \$13,250,000, and term bonds, par value \$15,450,000. The interest rates on the current interest bonds range from 1.00-4.00% and the interest rates on the term bond range from 2.00-3.00%. Final maturity of the Series 2021 bonds is November 1, 2052.

The term bonds which mature on November 1, 2038, have an interest rate of 2.00 percent per year, and are subject to mandatory sinking fund redemption at a redemption price of 100% of the principal amount to be redeemed, plus accrued interest to the date of redemption, on November 1 of the years and in the respective principal amounts as follows:

<u>Date</u>	<u>Principal</u> <u>Amount To Be</u> <u>Redeemed</u>
November 1, 2037	\$ 850,000
November 1, 2038	870,000

**VALLEY VIEW LOCAL SCHOOL DISTRICT
MONTGOMERY COUNTY, OHIO**

NOTES TO THE BASIC FINANCIAL STATEMENTS
FOR THE FISCAL YEAR ENDED JUNE 30, 2023

NOTE 9 - LONG-TERM OBLIGATIONS – (Continued)

The term bonds which mature on November 1, 2040, have an interest rate of 3.00 percent per year, and are subject to mandatory sinking fund redemption at a redemption price of 100% of the principal amount to be redeemed, plus accrued interest to the date of redemption, on November 1 of the years and in the respective principal amounts as follows:

<u>Date</u>	<u>Principal Amount To Be Redeemed</u>
November 1, 2039	\$ 885,000
November 1, 2040	910,000

The term bonds which mature on November 1, 2042, have an interest rate of 3.00 percent per year, and are subject to mandatory sinking fund redemption at a redemption price of 100% of the principal amount to be redeemed, plus accrued interest to the date of redemption, on November 1 of the years and in the respective principal amounts as follows:

<u>Date</u>	<u>Principal Amount To Be Redeemed</u>
November 1, 2041	\$ 940,000
November 1, 2042	965,000

The term bonds which mature on November 1, 2045, have an interest rate of 3.00 percent per year, and are subject to mandatory sinking fund redemption at a redemption price of 100% of the principal amount to be redeemed, plus accrued interest to the date of redemption, on November 1 of the years and in the respective principal amounts as follows:

<u>Date</u>	<u>Principal Amount To Be Redeemed</u>
November 1, 2043	\$ 995,000
November 1, 2044	1,025,000
November 1, 2045	1,055,000

The term bonds which mature on November 1, 2048, have an interest rate of 2.375 percent per year, and are subject to mandatory sinking fund redemption at a redemption price of 100% of the principal amount to be redeemed, plus accrued interest to the date of redemption, on November 1 of the years and in the respective principal amounts as follows:

<u>Date</u>	<u>Principal Amount To Be Redeemed</u>
November 1, 2046	\$ 1,090,000
November 1, 2047	1,115,000
November 1, 2048	1,140,000

**VALLEY VIEW LOCAL SCHOOL DISTRICT
MONTGOMERY COUNTY, OHIO**

NOTES TO THE BASIC FINANCIAL STATEMENTS
FOR THE FISCAL YEAR ENDED JUNE 30, 2023

NOTE 9 - LONG-TERM OBLIGATIONS – (Continued)

The term bonds which mature on November 1, 2051, have an interest rate of 3.00 percent per year, and are subject to mandatory sinking fund redemption at a redemption price of 100% of the principal amount to be redeemed, plus accrued interest to the date of redemption, on November 1 of the years and in the respective principal amounts as follows:

Date	Principal Amount To Be Redeemed
November 1, 2049	\$ 1,170,000
November 1, 2050	1,200,000
November 1, 2051	1,240,000

Certificates of Participation – Series 2023: On March 8, 2023, the District issued \$7,000,000 in certificates of participation, for the purpose of improving school facilities. Interest and principal payments on the bonds are due on June 1 and December 1 of each year and are made from the bond retirement fund.

The original issue was comprised of both current interest serial bonds, par value \$2,290,000, and term bonds, par value \$4,710,000. The interest rates on the current interest bonds range from 4.00-5.00% and the interest rates on the term bond range from 5.00-5.25%. Final maturity of the Series 2023 bonds is December 1, 2052.

The term bonds which mature on December 1, 2032, have an interest rate of 5.00 percent per year, and are subject to mandatory sinking fund redemption at a redemption price of 100% of the principal amount to be redeemed, plus accrued interest to the date of redemption, on December 1 of the years and in the respective principal amounts as follows:

Date	Principal Amount To Be Redeemed
December 1, 2031	\$ 120,000
December 1, 2032	130,000

The term bonds which mature on December 1, 2034, have an interest rate of 5.00 percent per year, and are subject to mandatory sinking fund redemption at a redemption price of 100% of the principal amount to be redeemed, plus accrued interest to the date of redemption, on December 1 of the years and in the respective principal amounts as follows:

Date	Principal Amount To Be Redeemed
December 1, 2033	\$ 135,000
December 1, 2034	140,000

The term bonds which mature on December 1, 2036, have an interest rate of 5.00 percent per year, and are subject to mandatory sinking fund redemption at a redemption price of 100% of the principal amount to be redeemed, plus accrued interest to the date of redemption, on December 1 of the years and in the respective principal amounts as follows:

Date	Principal Amount To Be Redeemed
December 1, 2035	\$ 145,000
December 1, 2036	155,000

**VALLEY VIEW LOCAL SCHOOL DISTRICT
MONTGOMERY COUNTY, OHIO**

NOTES TO THE BASIC FINANCIAL STATEMENTS
FOR THE FISCAL YEAR ENDED JUNE 30, 2023

NOTE 9 - LONG-TERM OBLIGATIONS – (Continued)

The term bonds which mature on December 1, 2038, have an interest rate of 5.00 percent per year, and are subject to mandatory sinking fund redemption at a redemption price of 100% of the principal amount to be redeemed, plus accrued interest to the date of redemption, on December 1 of the years and in the respective principal amounts as follows:

Date	Principal Amount To Be Redeemed
December 1, 2037	\$ 165,000
December 1, 2038	170,000

The term bonds which mature on December 1, 2040, have an interest rate of 5.00 percent per year, and are subject to mandatory sinking fund redemption at a redemption price of 100% of the principal amount to be redeemed, plus accrued interest to the date of redemption, on December 1 of the years and in the respective principal amounts as follows:

Date	Principal Amount To Be Redeemed
December 1, 2039	\$ 180,000
December 1, 2040	190,000

The term bonds which mature on December 1, 2043, have an interest rate of 5.00 percent per year, and are subject to mandatory sinking fund redemption at a redemption price of 100% of the principal amount to be redeemed, plus accrued interest to the date of redemption, on December 1 of the years and in the respective principal amounts as follows:

Date	Principal Amount To Be Redeemed
December 1, 2041	\$ 200,000
December 1, 2042	210,000
December 1, 2043	220,000

The term bonds which mature on December 1, 2048, have an interest rate of 5.25 percent per year, and are subject to mandatory sinking fund redemption at a redemption price of 100% of the principal amount to be redeemed, plus accrued interest to the date of redemption, on December 1 of the years and in the respective principal amounts as follows:

Date	Principal Amount To Be Redeemed
December 1, 2044	\$ 230,000
December 1, 2045	240,000
December 1, 2046	255,000
December 1, 2047	265,000
December 1, 2048	280,000

**VALLEY VIEW LOCAL SCHOOL DISTRICT
MONTGOMERY COUNTY, OHIO**

NOTES TO THE BASIC FINANCIAL STATEMENTS
FOR THE FISCAL YEAR ENDED JUNE 30, 2023

NOTE 9 - LONG-TERM OBLIGATIONS – (Continued)

The term bonds which mature on December 1, 2052, have an interest rate of 5.25 percent per year, and are subject to mandatory sinking fund redemption at a redemption price of 100% of the principal amount to be redeemed, plus accrued interest to the date of redemption, on December 1 of the years and in the respective principal amounts as follows:

Date	Principal Amount To Be Redeemed
December 1, 2049	\$ 295,000
December 1, 2050	310,000
December 1, 2051	330,000
December 1, 2052	345,000

The annual requirement to amortize all bonds outstanding as of June 30, 2023 is as follows:

Fiscal Year	<u>School Facilities Construction and Improvement Bonds, Series 2021</u>			<u>Certificates of Participation, Series 2023</u>		
	Principal	Interest	Total	Principal	Interest	Total
2024	\$ 590,000	\$ 712,706	\$ 1,302,706	\$ 665,000	\$ 336,551	\$ 1,001,551
2025	600,000	706,756	1,306,756	380,000	310,426	690,426
2026	605,000	699,975	1,304,975	395,000	291,050	686,050
2027	610,000	687,044	1,297,044	415,000	270,799	685,799
2028	630,000	668,444	1,298,444	105,000	258,325	363,325
2029-2033	3,450,000	3,037,832	6,487,832	580,000	1,220,200	1,800,200
2034-2038	4,010,000	2,470,894	6,480,894	740,000	1,058,125	1,798,125
2039-2043	4,570,000	1,905,093	6,475,093	950,000	848,125	1,798,125
2044-2048	5,280,000	1,186,196	6,466,196	1,210,000	574,075	1,784,075
2049-2053	6,025,000	429,826	6,454,826	1,560,000	213,412	1,773,412
Total	<u>\$ 26,370,000</u>	<u>\$ 12,504,766</u>	<u>\$ 38,874,766</u>	<u>\$ 7,000,000</u>	<u>\$ 5,381,088</u>	<u>\$ 12,381,088</u>

Leases payable: The District has entered into lease agreements for the right to use equipment. The lease payments will be paid from the general fund.

The following is a schedule of future lease payments under the lease agreements:

Fiscal Year Ending June 30,	<u>Leases Payable</u>		
	Principal	Interest	Total
2024	\$ 15,596	\$ 235	\$ 15,831
Total	<u>\$ 15,596</u>	<u>\$ 235</u>	<u>\$ 15,831</u>

Legal Debt Margin: The Ohio Revised Code provides that voted net general obligation debt of the District shall never exceed 9% of the total assessed valuation of the District. The code further provides that unvoted indebtedness shall not exceed 1/10 of 1% of the property valuation of the District. The code additionally states that unvoted indebtedness related to energy conservation debt shall not exceed 9/10 of 1% of the property valuation of the District. The assessed valuation used in determining the District’s legal debt margin has been modified by House Bill 530 which became effective March 30, 2006. In accordance with House Bill 530, the assessed valuation used in the District’s legal debt margin calculation excluded tangible personal property used in business, telephone or telegraph property, interexchange telecommunications company property, and personal property owned or leased by a railroad company and used in railroad operations. The effects of these debt limitations at June 30, 2023, are a voted debt margin of \$7,845,965 (including available funds of \$1,549,671) and an unvoted debt margin of \$285,769.

**VALLEY VIEW LOCAL SCHOOL DISTRICT
MONTGOMERY COUNTY, OHIO**

NOTES TO THE BASIC FINANCIAL STATEMENTS
FOR THE FISCAL YEAR ENDED JUNE 30, 2023

NOTE 10 - OTHER EMPLOYEE BENEFITS

A. Compensated Absences

The criteria for determining vacation and sick leave components are derived from negotiated agreements and State laws. Classified employees earn ten to twenty days of vacation per fiscal year, depending upon length of service. Accumulated, unused vacation time is paid to administrators upon termination of employment. Teachers do not earn vacation time. Teachers, administrators, and classified employees earn sick leave at the rate of one and one-fourth days per month. Upon retirement, payment is made to certified and classified employees for one-fourth of accrued, but unused, sick leave credit.

B. Insurance Benefits

The District provides life insurance and accidental death and dismemberment insurance to most employees through Horace Mann Life Insurance Company.

NOTE 11 - RISK MANAGEMENT

The District is exposed to various risks of loss related to torts; theft of, damage to, and destruction of assets; errors and omissions; injuries to employees; and natural disasters. The District carries general liability insurance coverage and cyber liability coverage through a commercial carrier. Absent the deductible, the risk of loss transfers entirely to the commercial carrier.

The District purchases health and dental insurance through the Southwestern Ohio Educational Purchasing Council Benefit Plan Trust (the "Trust"). The Trust is a public entity risk pool currently operating as a common risk management and insurance program (See Note 2.A). The intent of the Trust is to achieve the benefit of a reduced premium for the District by virtue of its grouping and representation with other participants in the Trust. Risk of loss transfers to the Trust upon payment of the premium.

The District purchases workers' compensation insurance through Hunter Consulting, Inc. via SOEPC.

Postemployment health care is provided to plan participants or their beneficiaries through the respective retirement systems discussed in Note 12.

The District continues to carry commercial insurance for all other risks of loss. Settled claims resulting from these risks have not exceeded commercial insurance coverage in any of the past three fiscal years. There has been no significant reduction in amounts of insurance coverage from fiscal year 2022.

NOTE 12 - DEFINED BENEFIT PENSION PLANS

The Statewide retirement systems provide both pension benefits and other postemployment benefits (OPEB).

Net Pension Liability/Net OPEB Liability/Asset

The net pension liability and the net OPEB liability/asset reported on the statement of net position represents a liability or asset to employees for pensions and OPEB, respectively.

Pensions and OPEB are a component of exchange transactions—between an employer and its employees—of salaries and benefits for employee services. Pensions/OPEB are provided to an employee—on a deferred-payment basis—as part of the total compensation package offered by an employer for employee services each financial period. The obligation to sacrifice resources for pensions is a present obligation because it was created as a result of employment exchanges that already have occurred.

**VALLEY VIEW LOCAL SCHOOL DISTRICT
MONTGOMERY COUNTY, OHIO**

NOTES TO THE BASIC FINANCIAL STATEMENTS
FOR THE FISCAL YEAR ENDED JUNE 30, 2023

NOTE 12 - DEFINED BENEFIT PENSION PLANS - (Continued)

The net pension/OPEB liability (asset) represent the District’s proportionate share of each pension/OPEB plan’s collective actuarial present value of projected benefit payments attributable to past periods of service, net of each pension/OPEB plan’s fiduciary net position. The net pension/OPEB liability (asset) calculation is dependent on critical long-term variables, including estimated average life expectancies, earnings on investments, cost of living adjustments and others. While these estimates use the best information available, unknowable future events require adjusting these estimates annually.

The Ohio Revised Code limits the District’s obligation for this liability to annually required payments. The District cannot control benefit terms or the manner in which pensions/OPEB are financed; however, the District does receive the benefit of employees’ services in exchange for compensation including pension and OPEB.

GASB 68/75 assumes the liability is solely the obligation of the employer, because (1) they benefit from employee services; and (2) State statute requires funding to come from these employers. All pension contributions to date have come solely from these employers (which also includes pension costs paid in the form of withholdings from employees). The retirement systems may allocate a portion of the employer contributions to provide for these OPEB benefits. In addition, health care plan enrollees pay a portion of the health care costs in the form of a monthly premium. State statute requires the retirement systems to amortize unfunded pension liabilities within 30 years. If the pension amortization period exceeds 30 years, each retirement system’s board must propose corrective action to the State legislature. Any resulting legislative change to benefits or funding could significantly affect the net pension/OPEB liability (asset). Resulting adjustments to the net pension/OPEB liability (asset) would be effective when the changes are legally enforceable. The Ohio Revised Code permits, but does not require, the retirement systems to provide healthcare to eligible benefit recipients.

The remainder of this note includes the required pension disclosures. See Note 13 for the required OPEB disclosures.

The proportionate share of each plan’s unfunded benefits is presented as a long-term *net pension/OPEB liability (asset)* on the accrual basis of accounting. Any liability for the contractually required pension contribution outstanding at the end of the year is included in pension and postemployment benefits payable on both the accrual and modified accrual basis of accounting.

Plan Description - School Employees Retirement System (SERS)

Plan Description - The District’s non-teaching employees participate in SERS, a cost-sharing multiple-employer defined benefit pension plan administered by SERS. SERS provides retirement, disability and survivor benefits, annual cost-of-living adjustments, and death benefits to plan members and beneficiaries. Authority to establish and amend benefits is provided by Ohio Revised Code Chapter 3309. SERS issues a publicly available, stand-alone financial report that includes financial statements, required supplementary information and detailed information about SERS’ fiduciary net position. That report can be obtained by visiting the SERS website at www.ohsers.org under Employers/Audit Resources.

Age and service requirements for retirement are as follows:

	Eligible to Retire on or before August 1, 2017 *	Eligible to Retire after August 1, 2017
Full benefits	Any age with 30 years of service credit	Age 67 with 10 years of service credit; or Age 57 with 30 years of service credit
Actuarially reduced benefits	Age 60 with 5 years of service credit; or Age 55 with 25 years of service credit	Age 62 with 10 years of service credit; or Age 60 with 25 years of service credit

* Members with 25 years of service credit as of August 1, 2017 will be included in this plan.

**VALLEY VIEW LOCAL SCHOOL DISTRICT
MONTGOMERY COUNTY, OHIO**

**NOTES TO THE BASIC FINANCIAL STATEMENTS
FOR THE FISCAL YEAR ENDED JUNE 30, 2023**

NOTE 12 - DEFINED BENEFIT PENSION PLANS - (Continued)

Annual retirement benefits are calculated based on final average salary multiplied by a percentage that varies based on years of service; 2.2% for the first thirty years of service and 2.5% for years of service credit over 30. Final average salary is the average of the highest three years of salary.

An individual whose benefit effective date is before April 1, 2018, is eligible for a cost-of-living adjustment (COLA) on the first anniversary date of the benefit. Beginning April 1, 2018, new benefit recipients must wait until the fourth anniversary of their benefit for COLA eligibility. The COLA is added each year to the base benefit amount on the anniversary date of the benefit. A three-year COLA suspension was in effect for all benefit recipients for the years 2018, 2019, and 2020. Upon resumption of the COLA, it will be indexed to the percentage increase in the CPI-W, not to exceed 2.5% and with a floor of 0%. In 2022, the Board of Trustees approved a 2.5% cost-of-living adjustment (COLA) for eligible retirees and beneficiaries in 2023.

Funding Policy - Plan members are required to contribute 10.00% of their annual covered salary and the District is required to contribute 14.00% of annual covered payroll. The contribution requirements of plan members and employers are established and may be amended by the SERS' Retirement Board up to statutory maximum amounts of 10.00% for plan members and 14.00% for employers. The Retirement Board, acting with the advice of the actuary, allocates the employer contribution rate among four of the System's funds (Pension Trust Fund, Death Benefit Fund, Medicare B Fund, and Health Care Fund). For the fiscal year ended June 30, 2023, the allocation to pension, death benefits, and Medicare B was 14.00%. For fiscal year 2023, the Retirement Board did not allocate any employer contribution to the Health Care Fund.

The District's contractually required contribution to SERS was \$490,442 for fiscal year 2023. Of this amount, \$76,128 is reported as pension and postemployment benefits payable.

Plan Description - State Teachers Retirement System (STRS)

Plan Description - Licensed teachers participate in STRS, a cost-sharing multiple-employer public employee retirement system administered by STRS. STRS provides retirement and disability benefits to members and death and survivor benefits to beneficiaries. STRS issues a stand-alone financial report that includes financial statements, required supplementary information and detailed information about STRS' fiduciary net position. That report can be obtained by writing to STRS, 275 E. Broad St., Columbus, OH 43215-3771, by calling (888) 227-7877, or by visiting the STRS website at www.strsoh.org.

New members have a choice of three retirement plans: a Defined Benefit (DB) Plan, a Defined Contribution (DC) Plan and a Combined (CO) Plan. Benefits are established by Ohio Revised Code Chapter 3307.

The DB plan offers an annual retirement allowance based on final average salary multiplied by a percentage that varies based on years of service. Effective August 1, 2015, the calculation is 2.20% of final average salary for the five highest years of earnings multiplied by all years of service. Eligibility changes will be phased in until August 1, 2023, when retirement eligibility for unreduced benefits will be five years of service credit and age 65, or 35 years of service credit and at least age 60.

Eligibility changes for DB Plan members who retire with actuarially reduced benefits will be phased in until August 1, 2023 when retirement eligibility will be five years of qualifying service credit and age 60, or 30 years of service credit regardless of age.

The DC Plan allows members to place all of their member contributions and 9.53% of the 14% employer contributions into an investment account. The member determines how to allocate the member and employer money among various investment choices offered by STRS Ohio. The remaining 4.47% of the 14% employer rate is allocated to the defined benefit unfunded liability. A member is eligible to receive a retirement benefit at age 50 and termination of employment. The member may elect to receive a lifetime monthly annuity or a lump sum withdrawal.

**VALLEY VIEW LOCAL SCHOOL DISTRICT
MONTGOMERY COUNTY, OHIO**

NOTES TO THE BASIC FINANCIAL STATEMENTS
FOR THE FISCAL YEAR ENDED JUNE 30, 2023

NOTE 12 - DEFINED BENEFIT PENSION PLANS - (Continued)

The Combined Plan offers features of both the DB Plan and the DC Plan. In the Combined Plan, 12% of the 14% member rate goes to the DC Plan and the remaining 2% is applied to the DB Plan. Member contributions to the DC Plan are allocated among investment choices by the member, and contributions to the DB Plan from the employer and the member are used to fund the defined benefit payment at a reduced level from the regular DB Plan. The defined benefit portion of the Combined Plan payment is payable to a member on or after age 60 with five years of service. The defined contribution portion of the account may be taken as a lump sum payment or converted to a lifetime monthly annuity after termination of employment at age 50 and after termination of employment.

New members who choose the DC Plan or Combined Plan will have another opportunity to reselect a permanent plan during their fifth year of membership. Members may remain in the same plan or transfer to another STRS plan. The optional annuitization of a member's defined contribution account or the defined contribution portion of a member's Combined Plan account to a lifetime benefit results in STRS bearing the risk of investment gain or loss on the account. STRS has therefore included all three plan options as one defined benefit plan for GASB 68 reporting purposes.

A DB or Combined Plan member with five or more years of credited service, who is determined to be disabled, may qualify for a disability benefit. New members, on or after July 1, 2013, must have at least ten years of qualifying service credit to apply for disability benefits. Members in the DC Plan who become disabled are entitled only to their account balance. Eligible survivors of members who die before service retirement may qualify for monthly benefits. If a member of the DC Plan dies before retirement benefits begin, the member's designated beneficiary is entitled to receive the member's account balance.

Funding Policy - Employer and member contribution rates are established by the State Teachers Retirement Board and limited by Chapter 3307 of the Ohio Revised Code. The fiscal year 2023 employer and employee contribution rate of 14% was equal to the statutory maximum rates. For fiscal year 2023, the full employer contribution was allocated to pension.

The District's contractually required contribution to STRS was \$1,405,079 for fiscal year 2023. Of this amount, \$247,640 is reported as pension and postemployment benefits payable.

Pension Liabilities, Pension Expense, and Deferred Outflows of Resources and Deferred Inflows of Resources Related to Pensions

The net pension liability was measured as of June 30, 2022, and the total pension liability used to calculate the net pension liability was determined by an actuarial valuation as of that date. The District's proportion of the net pension liability was based on the District's share of contributions to the pension plan relative to the contributions of all participating entities.

Following is information related to the proportionate share and pension expense:

	<u>SERS</u>	<u>STRS</u>	<u>Total</u>
Proportion of the net pension liability prior measurement date	0.075592900%	0.071910600%	
Proportion of the net pension liability current measurement date	<u>0.080036400%</u>	<u>0.071673800%</u>	
Change in proportionate share	<u>0.004443500%</u>	<u>-0.000236800%</u>	
Proportionate share of the net pension liability	\$ 4,328,991	\$ 15,933,175	\$ 20,262,166
Pension expense	\$ 283,897	\$ 1,464,695	\$ 1,748,592

**VALLEY VIEW LOCAL SCHOOL DISTRICT
MONTGOMERY COUNTY, OHIO**

NOTES TO THE BASIC FINANCIAL STATEMENTS
FOR THE FISCAL YEAR ENDED JUNE 30, 2023

NOTE 12 - DEFINED BENEFIT PENSION PLANS - (Continued)

At June 30, 2023, the District reported deferred outflows of resources and deferred inflows of resources related to pensions from the following sources:

	<u>SERS</u>	<u>STRS</u>	<u>Total</u>
Deferred outflows of resources			
Differences between expected and actual experience	\$ 175,327	\$ 203,965	\$ 379,292
Net difference between projected and actual earnings on pension plan investments	-	554,441	554,441
Changes of assumptions	42,715	1,906,723	1,949,438
Difference between employer contributions and proportionate share of contributions/ change in proportionate share	213,470	-	213,470
Contributions subsequent to the measurement date	<u>490,442</u>	<u>1,405,079</u>	<u>1,895,521</u>
Total deferred outflows of resources	<u>\$ 921,954</u>	<u>\$ 4,070,208</u>	<u>\$ 4,992,162</u>
	<u>SERS</u>	<u>STRS</u>	<u>Total</u>
Deferred inflows of resources			
Differences between expected and actual experience	\$ 28,418	\$ 60,949	\$ 89,367
Net difference between projected and actual earnings on pension plan investments	151,061	-	151,061
Changes of assumptions	-	1,435,214	1,435,214
Difference between employer contributions and proportionate share of contributions/ change in proportionate share	<u>-</u>	<u>1,011,647</u>	<u>1,011,647</u>
Total deferred inflows of resources	<u>\$ 179,479</u>	<u>\$ 2,507,810</u>	<u>\$ 2,687,289</u>

\$1,895,521 reported as deferred outflows of resources related to pension resulting from District contributions subsequent to the measurement date will be recognized as a reduction of the net pension liability in the fiscal year ending June 30, 2024.

Other amounts reported as deferred outflows of resources and deferred inflows of resources related to pension will be recognized in pension expense as follows:

	<u>SERS</u>	<u>STRS</u>	<u>Total</u>
Fiscal Year Ending June 30:			
2024	\$ 141,451	\$ (442,151)	\$ (300,700)
2025	75,336	(469,050)	(393,714)
2026	(215,795)	(547,362)	(763,157)
2027	<u>251,041</u>	<u>1,615,882</u>	<u>1,866,923</u>
Total	<u>\$ 252,033</u>	<u>\$ 157,319</u>	<u>\$ 409,352</u>

**VALLEY VIEW LOCAL SCHOOL DISTRICT
MONTGOMERY COUNTY, OHIO**

NOTES TO THE BASIC FINANCIAL STATEMENTS
FOR THE FISCAL YEAR ENDED JUNE 30, 2023

NOTE 12 - DEFINED BENEFIT PENSION PLANS - (Continued)

Actuarial Assumptions - SERS

SERS' total pension liability was determined by their actuaries in accordance with GASB Statement No. 67, as part of their annual actuarial valuation for each defined benefit retirement plan. Actuarial valuations of an ongoing plan involve estimates of the value of reported amounts (e.g., salaries, credited service) and assumptions about the probability of occurrence of events far into the future (e.g., mortality, disabilities, retirements, employment termination). Actuarially determined amounts are subject to continual review and potential modifications, as actual results are compared with past expectations and new estimates are made about the future.

Projections of benefits for financial reporting purposes are based on the substantive plan (the plan as understood by the employers and plan members) and include the types of benefits provided at the time of each valuation and the historical pattern of sharing benefit costs between the employers and plan members to that point. The projection of benefits for financial reporting purposes does not explicitly incorporate the potential effects of legal or contractual funding limitations.

Actuarial calculations reflect a long-term perspective. For a newly hired employee, actuarial calculations will take into account the employee's entire career with the employer and also take into consideration the benefits, if any, paid to the employee after termination of employment until the death of the employee and any applicable contingent annuitant. In many cases actuarial calculations reflect several decades of service with the employer and the payment of benefits after termination.

Key methods and assumptions used in calculating the total pension liability in the latest actuarial valuation, prepared as of June 30, 2022, are presented below:

Wage inflation:	
Current measurement date	2.40%
Prior measurement date	2.40%
Future salary increases, including inflation:	
Current measurement date	3.25% to 13.58%
Prior measurement date	3.25% to 13.58%
COLA or ad hoc COLA:	
Current measurement date	2.00%
Prior measurement date	2.00%
Investment rate of return:	
Current measurement date	7.00% net of system expenses
Prior measurement date	7.00% net of system expenses
Discount rate:	
Current measurement date	7.00%
Prior measurement date	7.00%
Actuarial cost method	Entry age normal (level percent of payroll)

In 2022, mortality rates were based on the PUB-2010 General Employee Amount Weight Below Median Healthy Retiree mortality table projected to 2017 with ages set forward 1 year and adjusted 94.20% for males and set forward 2 years and adjusted 81.35% for females. Mortality among disabled members were based upon the PUB-2010 General Disabled Retiree mortality table projected to 2017 with ages set forward 5 years and adjusted 103.3% for males and set forward 3 years and adjusted 106.8% for females. Future improvement in mortality rates is reflected by applying the MP-2020 projection scale generationally.

**VALLEY VIEW LOCAL SCHOOL DISTRICT
MONTGOMERY COUNTY, OHIO**

NOTES TO THE BASIC FINANCIAL STATEMENTS
FOR THE FISCAL YEAR ENDED JUNE 30, 2023

NOTE 12 - DEFINED BENEFIT PENSION PLANS - (Continued)

In the prior measurement date, mortality rates were based on the PUB-2010 General Employee Amount Weight Below Median Healthy Retiree mortality table projected to 2017 with ages set forward 1 year and adjusted 94.20% for males and set forward 2 years and adjusted 81.35% for females. Mortality among disabled members were based upon the PUB-2010 General Disabled Retiree mortality table projected to 2017 with ages set forward 5 years and adjusted 103.3% for males and set forward 3 years and adjusted 106.8% for females. Future improvement in mortality rates is reflected by applying the MP-2020 projection scale generationally.

The most recent experience study was completed for the five-year period ended June 30, 2020.

The long-term return expectation for the Pension Plan Investments has been determined using a building-block approach and assumes a time horizon, as defined in SERS' *Statement of Investment Policy*. A forecasted rate of inflation serves as the baseline for the return expectation. Various real return premiums over the baseline inflation rate have been established for each asset class. The long-term expected nominal rate of return has been determined by calculating a weighted average of the expected real return premiums for each asset class, adding the projected inflation rate, and adding the expected return from rebalancing uncorrelated asset classes.

The target allocation and best estimates of arithmetic real rates of return for each major asset class are summarized in the following table:

<u>Asset Class</u>	<u>Target Allocation</u>	<u>Long-Term Expected Real Rate of Return</u>
Cash	2.00 %	(0.45) %
US Equity	24.75	5.37
Non-US Equity Developed	13.50	6.22
Non-US Equity Emerging	6.75	8.22
Fixed Income/Global Bonds	19.00	1.20
Private Equity	11.00	10.05
Real Estate/Real Assets	16.00	4.87
Multi-Asset Strategy	4.00	3.39
Private Debt/Private Credit	3.00	5.38
Total	<u>100.00 %</u>	

Discount Rate - The total pension liability was calculated using the discount rate of 7.00%. The projection of cash flows used to determine the discount rate assumed the contributions from employers and from the members would be computed based on contribution requirements as stipulated by State statute. Projected inflows from investment earnings were calculated using the long-term assumed investment rate of return (7.00%). Based on those assumptions, the plan's fiduciary net position was projected to be available to make all future benefit payments of current plan members. Therefore, the long-term expected rate of return on pension plan investments was applied to all periods of projected benefits to determine the total pension liability.

**VALLEY VIEW LOCAL SCHOOL DISTRICT
MONTGOMERY COUNTY, OHIO**

NOTES TO THE BASIC FINANCIAL STATEMENTS
FOR THE FISCAL YEAR ENDED JUNE 30, 2023

NOTE 12 - DEFINED BENEFIT PENSION PLANS - (Continued)

Sensitivity of the District's Proportionate Share of the Net Pension Liability to Changes in the Discount Rate - Net pension liability is sensitive to changes in the discount rate, and to illustrate the potential impact the following table presents the net pension liability calculated using the discount rate of 7.00%, as well as what each plan's net pension liability would be if it were calculated using a discount rate that is one percentage point lower (6.00%), or one percentage point higher (8.00%) than the current rate.

	1% Decrease	Current Discount Rate	1% Increase
District's proportionate share of the net pension liability	\$ 6,372,068	\$ 4,328,991	\$ 2,607,726

Actuarial Assumptions - STRS

Key methods and assumptions used in the latest actuarial valuation, reflecting experience study results used in the June 30, 2022, actuarial valuation are presented below:

	June 30, 2022	June 30, 2021
Inflation	2.50%	2.50%
Projected salary increases	Varies by service from 2.50% to 8.50%	12.50% at age 20 to 2.50% at age 65
Investment rate of return	7.00%, net of investment expenses, including inflation	7.00%, net of investment expenses, including inflation
Discount rate of return	7.00%	7.00%
Payroll increases	3.00%	3.00%
Cost-of-living adjustments (COLA)	0.00%	0.00%

For the June 30, 2022 actuarial valuation, post-retirement mortality rates are based on the Pub-2010 Teachers Healthy Annuitant Mortality Table, adjusted 110% for males, projected forward generationally using mortality improvement scale MP-2020. Pre-retirement mortality rates are based on Pub-2010 Teachers Employee Table adjusted 95% for females, projected forward generationally using mortality improvement scale MP-2020. Post-retirement disabled mortality rates are based on Pub-2010 Teachers Disable Annuitant Table projected forward generationally using mortality improvement scale MP-2020.

For the prior measurement date, post-retirement mortality rates are based on the RP-2014 Annuitant Mortality Tables with 50% of rates through age 69, 70% of rates between ages 70 and 79, 90% of rates between ages 80 and 84, and 100% of rates thereafter, projected forward generationally using mortality improvement scale MP-2016. Pre-retirement mortality rates are based on RP-2014 Employee Mortality Tables, projected forward generationally using mortality improvement scale MP-2016. Post-retirement disabled mortality rates are based on the RP-2014 Disabled Mortality Tables with 90% of rates for males and 100% of rates for females, projected forward generationally using mortality improvement scale MP-2016.

Actuarial assumptions used in the June 30, 2022 valuation are based on the results of an actuarial experience study for the period July 1, 2015 through June 30, 2021. An actuarial experience study is done on a quinquennial basis.

**VALLEY VIEW LOCAL SCHOOL DISTRICT
MONTGOMERY COUNTY, OHIO**

NOTES TO THE BASIC FINANCIAL STATEMENTS
FOR THE FISCAL YEAR ENDED JUNE 30, 2023

NOTE 12 - DEFINED BENEFIT PENSION PLANS - (Continued)

STRS Ohio's investment consultant develops an estimate range for the investment return assumption based on the target allocation adopted by the Retirement Board. The target allocation and long-term expected rate of return for each major asset class are summarized as follows:

Asset Class	Target Allocation*	Long-Term Expected Real Rate of Return **
Domestic Equity	26.00 %	6.60 %
International Equity	22.00	6.80
Alternatives	19.00	7.38
Fixed Income	22.00	1.75
Real Estate	10.00	5.75
Liquidity Reserves	1.00	1.00
Total	<u>100.00 %</u>	

* Target allocation percentage is effective as of July 1, 2022. Target weights were phased in over a 3-month period concluding on October 1, 2022.

**10-Year annualized geometric nominal returns, which include the real rate of return and inflation of 2.25% and is net of investment expenses. Over a 30-year period, STRS Ohio's investment consultant indicates that the above target allocations should generate a return above the actuarial rate of return, without net value added by management.

Discount Rate - The discount rate used to measure the total pension liability was 7.00% as of June 30, 2022. The projection of cash flows used to determine the discount rate assumes that member and employer contributions will be made at the statutory contribution rates in accordance with the rates described previously. For this purpose, only employer contributions that are intended to fund benefits of current plan members and their beneficiaries are included. Based on those assumptions, STRS Ohio's fiduciary net position was projected to be available to make all projected future benefit payments to current plan members as of June 30, 2022. Therefore, the long-term expected rate of return on pension plan investments of 7.00% was applied to all periods of projected benefit payments to determine the total pension liability as of June 30, 2022.

Sensitivity of the District's Proportionate Share of the Net Pension Liability to Changes in the Discount Rate - The following table represents the net pension liability as of June 30, 2022, calculated using the current period discount rate assumption of 7.00%, as well as what the net pension liability would be if it were calculated using a discount rate that is one percentage point lower (6.00%) or one percentage point higher (8.00%) than the current assumption:

	1% Decrease	Current Discount Rate	1% Increase
District's proportionate share of the net pension liability	\$ 24,069,229	\$ 15,933,175	\$ 9,052,595

Changes Between Measurement Date and Reporting Date - STRS approved a one-time 1.00% cost-of-living adjustment to eligible benefit recipients effective July 1, 2023. It is unknown what effect this change will have on the net pension liability.

**VALLEY VIEW LOCAL SCHOOL DISTRICT
MONTGOMERY COUNTY, OHIO**

NOTES TO THE BASIC FINANCIAL STATEMENTS
FOR THE FISCAL YEAR ENDED JUNE 30, 2023

NOTE 13 - DEFINED BENEFIT OPEB PLANS

Net OPEB Liability/Asset

See Note 12 for a description of the net OPEB liability (asset).

Plan Description - School Employees Retirement System (SERS)

Health Care Plan Description - The District contributes to the SERS Health Care Fund, administered by SERS for non-certificated retirees and their beneficiaries. For GASB 75 purposes, this plan is considered a cost-sharing other postemployment benefit (OPEB) plan. SERS' Health Care Plan provides healthcare benefits to eligible individuals receiving retirement, disability, and survivor benefits, and to their eligible dependents. Members who retire after June 1, 1986, need 10 years of service credit, exclusive of most types of purchased credit, to qualify to participate in SERS' health care coverage. In addition to age and service retirees, disability benefit recipients and beneficiaries who are receiving monthly benefits due to the death of a member or retiree, are eligible for SERS' health care coverage. Most retirees and dependents choosing SERS' health care coverage are over the age of 65 and therefore enrolled in a fully insured Medicare Advantage plan; however, SERS maintains a traditional, self-insured preferred provider organization for its non-Medicare retiree population. For both groups, SERS offers a self-insured prescription drug program. Health care is a benefit that is permitted, not mandated, by statute. The financial report of the Plan is included in the SERS Annual Comprehensive Financial Report which can be obtained on SERS' website at www.ohsers.org under Employers/Audit Resources.

Access to health care for retirees and beneficiaries is permitted in accordance with Section 3309 of the Ohio Revised Code. The Health Care Fund was established and is administered in accordance with Internal Revenue Code Section 105(e). SERS' Retirement Board reserves the right to change or discontinue any health plan or program. Active employee members do not contribute to the Health Care Plan. The SERS Retirement Board established the rules for the premiums paid by the retirees for health care coverage for themselves and their dependents or for their surviving beneficiaries. Premiums vary depending on the plan selected, qualified years of service, Medicare eligibility, and retirement status.

Funding Policy - State statute permits SERS to fund the health care benefits through employer contributions. Each year, after the allocation for statutorily required pensions and benefits, the Retirement Board may allocate the remainder of the employer contribution of 14% of covered payroll to the Health Care Fund in accordance with the funding policy. For the fiscal year ended June 30, 2023, SERS did not allocate any employer contributions to post-employment health care. An additional health care surcharge on employers is collected for employees earning less than an actuarially determined minimum compensation amount, pro-rated if less than a full year of service credit was earned. For fiscal year 2023, this amount was \$25,000. Statutes provide that no employer shall pay a health care surcharge greater than 2% of that employer's SERS-covered payroll; nor may SERS collect in aggregate more than 1.5% of the total statewide SERS-covered payroll for the health care surcharge. For fiscal year 2023, the District's surcharge obligation was \$62,017.

The surcharge added to the allocated portion of the 14% employer contribution rate is the total amount assigned to the Health Care Fund. The District's contractually required contribution to SERS was \$62,017 for fiscal year 2023. Of this amount, \$62,017 is reported as pension and postemployment benefits payable.

Plan Description - State Teachers Retirement System (STRS)

Plan Description - The State Teachers Retirement System of Ohio (STRS) administers a cost-sharing Health Plan administered for eligible retirees who participated in the defined benefit or combined pension plans offered by STRS. Ohio law authorizes STRS to offer this plan. Benefits include hospitalization, physicians' fees, prescription drugs and partial reimbursement of monthly Medicare Part B premiums. The Medicare Part B monthly reimbursement elimination date was postponed indefinitely. The Plan is included in the report of STRS which can be obtained by visiting www.strsoh.org or by calling (888) 227-7877.

**VALLEY VIEW LOCAL SCHOOL DISTRICT
MONTGOMERY COUNTY, OHIO**

NOTES TO THE BASIC FINANCIAL STATEMENTS
FOR THE FISCAL YEAR ENDED JUNE 30, 2023

NOTE 13 - DEFINED BENEFIT OPEB PLANS - (Continued)

Funding Policy - Ohio Revised Code Chapter 3307 authorizes STRS to offer the Plan and gives the Retirement Board discretionary authority over how much, if any, of the health care costs will be absorbed by STRS. Active employee members do not contribute to the Health Care Plan. Nearly all health care plan enrollees, for the most recent year, pay a portion of the health care costs in the form of a monthly premium. Under Ohio law, funding for post-employment health care may be deducted from employer contributions, currently 14% of covered payroll. For the fiscal year ended June 30, 2023, STRS did not allocate any employer contributions to post-employment health care.

OPEB Liabilities/Assets, OPEB Expense, and Deferred Outflows of Resources and Deferred Inflows of Resources Related to OPEB

The net OPEB liability/asset was measured as of June 30, 2022, and the total OPEB liability/asset used to calculate the net OPEB liability/asset was determined by an actuarial valuation as of that date. The District's proportion of the net OPEB liability/asset was based on the District's share of contributions to the respective retirement systems relative to the contributions of all participating entities.

Following is information related to the proportionate share and OPEB expense:

	<u>SERS</u>	<u>STRS</u>	<u>Total</u>
Proportion of the net OPEB liability/asset prior measurement date	0.077302600%	0.071910600%	
Proportion of the net OPEB liability/asset current measurement date	<u>0.081507600%</u>	<u>0.071673800%</u>	
Change in proportionate share	<u>0.004205000%</u>	<u>-0.000236800%</u>	
Proportionate share of the net OPEB liability	\$ 1,144,375	\$ -	\$ 1,144,375
Proportionate share of the net OPEB asset	\$ -	\$ 1,855,873	\$ 1,855,873
OPEB expense	\$ (90,524)	\$ (307,483)	\$ (398,007)

At June 30, 2023, the District reported deferred outflows of resources and deferred inflows of resources related to OPEB from the following sources:

	<u>SERS</u>	<u>STRS</u>	<u>Total</u>
Deferred outflows of resources			
Differences between expected and actual experience	\$ 9,619	\$ 26,903	\$ 36,522
Net difference between projected and actual earnings on OPEB plan investments	5,945	32,306	38,251
Changes of assumptions	182,030	79,053	261,083
Difference between employer contributions and proportionate share of contributions/ change in proportionate share	112,005	47,090	159,095
Contributions subsequent to the measurement date	<u>62,017</u>	<u>-</u>	<u>62,017</u>
Total deferred outflows of resources	<u>\$ 371,616</u>	<u>\$ 185,352</u>	<u>\$ 556,968</u>

**VALLEY VIEW LOCAL SCHOOL DISTRICT
MONTGOMERY COUNTY, OHIO**

NOTES TO THE BASIC FINANCIAL STATEMENTS
FOR THE FISCAL YEAR ENDED JUNE 30, 2023

NOTE 13 - DEFINED BENEFIT OPEB PLANS - (Continued)

	<u>SERS</u>	<u>STRS</u>	<u>Total</u>
Deferred inflows of resources			
Differences between expected and actual experience	\$ 732,029	\$ 278,719	\$ 1,010,748
Changes of assumptions	469,776	1,315,996	1,785,772
Difference between employer contributions and proportionate share of contributions/ change in proportionate share	<u>97,450</u>	<u>11,556</u>	<u>109,006</u>
Total deferred inflows of resources	<u>\$ 1,299,255</u>	<u>\$ 1,606,271</u>	<u>\$ 2,905,526</u>

\$62,017 reported as deferred outflows of resources related to OPEB resulting from District contributions subsequent to the measurement date will be recognized as a reduction of the net OPEB liability/asset in the fiscal year ending June 30, 2024.

Other amounts reported as deferred outflows of resources and deferred inflows of resources related to OPEB will be recognized in OPEB expense as follows:

	<u>SERS</u>	<u>STRS</u>	<u>Total</u>
Fiscal Year Ending June 30:			
2024	\$ (242,514)	\$ (398,706)	\$ (641,220)
2025	(236,071)	(407,083)	(643,154)
2026	(206,531)	(202,284)	(408,815)
2027	(124,213)	(84,658)	(208,871)
2028	(71,484)	(108,568)	(180,052)
Thereafter	<u>(108,843)</u>	<u>(219,620)</u>	<u>(328,463)</u>
Total	<u>\$ (989,656)</u>	<u>\$ (1,420,919)</u>	<u>\$ (2,410,575)</u>

Actuarial Assumptions - SERS

The total OPEB liability is determined by SERS' actuaries in accordance with GASB Statement No. 74, as part of their annual actuarial valuation for each retirement plan. Actuarial valuations of an ongoing plan involve estimates of the value of reported amounts (e.g., salaries, credited service) and assumptions about the probability of occurrence of events far into the future (e.g., mortality, disabilities, retirements, employment terminations). Actuarially determined amounts are subject to continual review and potential modifications, as actual results are compared with past expectations and new estimates are made about the future.

Projections of benefits for financial reporting purposes are based on the substantive plan (the plan as understood by the employers and plan members) and include the types of benefits provided at the time of each valuation and the historical pattern of sharing benefit costs between the employers and plan members to that point. The projection of benefits for financial reporting purposes does not explicitly incorporate the potential effects of legal or contractual funding limitations.

**VALLEY VIEW LOCAL SCHOOL DISTRICT
MONTGOMERY COUNTY, OHIO**

NOTES TO THE BASIC FINANCIAL STATEMENTS
FOR THE FISCAL YEAR ENDED JUNE 30, 2023

NOTE 13 - DEFINED BENEFIT OPEB PLANS - (Continued)

Actuarial calculations reflect a long-term perspective. For a newly hired employee, actuarial calculations will take into account the employee's entire career with the employer and also take into consideration the benefits, if any, paid to the employee after termination of employment until the death of the employee and any applicable contingent annuitant. In many cases, actuarial calculations reflect several decades of service with the employer and the payment of benefits after termination.

Key methods and assumptions used in calculating the total OPEB liability in the latest actuarial valuation date of June 30, 2022 are presented below:

Wage inflation:	
Current measurement date	2.40%
Prior measurement date	2.40%
Future salary increases, including inflation:	
Current measurement date	3.25% to 13.58%
Prior measurement date	3.25% to 13.58%
Investment rate of return:	
Current measurement date	7.00% net of investment expense, including inflation
Prior measurement date	7.00% net of investment expense, including inflation
Municipal bond index rate:	
Current measurement date	3.69%
Prior measurement date	1.92%
Single equivalent interest rate, net of plan investment expense, including price inflation:	
Current measurement date	4.08%
Prior measurement date	2.27%
Medical trend assumption:	
Current measurement date	7.00 to 4.40%
Prior measurement date	
Medicare	5.125 to 4.400%
Pre-Medicare	6.750 to 4.400%

In 2022, mortality rates were based on the PUB-2010 General Employee Amount Weight Below Median Healthy Retiree mortality table projected to 2017 with ages set forward 1 year and adjusted 94.20% for males and set forward 2 years and adjusted 81.35% for females. Mortality among disabled members were based upon the PUB-2010 General Disabled Retiree mortality table projected to 2017 with ages set forward 5 years and adjusted 103.3% for males and set forward 3 years and adjusted 106.8% for females. Future improvement in mortality rates is reflected by applying the MP-2020 projection scale generationally.

In the prior measurement date, mortality rates were based on the PUB-2010 General Employee Amount Weighted Below Median Healthy Retiree mortality table projected to 2017 with ages set forward 1 year and adjusted 94.20% for males and set forward 2 years and adjusted 81.35% for females. Mortality among disabled members were based upon the PUB-2010 General Disabled Retiree mortality table projected to 2017 with ages set forward 5 years and adjusted 103.3% for males and set forward 3 years and adjusted 106.8% for females. Future improvement in mortality rates is reflected by applying the MP-2020 projection scale generationally.

The most recent experience study was completed for the five-year period ended June 30, 2020.

**VALLEY VIEW LOCAL SCHOOL DISTRICT
MONTGOMERY COUNTY, OHIO**

NOTES TO THE BASIC FINANCIAL STATEMENTS
FOR THE FISCAL YEAR ENDED JUNE 30, 2023

NOTE 13 - DEFINED BENEFIT OPEB PLANS - (Continued)

The long-term expected rate of return on plan assets is reviewed as part of the actuarial 5-year experience study. The most recent study covers fiscal years 2016 through 2020, and was adopted by the Board in 2021. Several factors are considered in evaluating the long-term rate of return assumption including long-term historical data, estimates inherent in current market data, and a long-normal distribution analysis in which best-estimate ranges of expected future real rates of return were developed by the investment consultant for each major asset class. These ranges were combined to produce the long-term expected rate of return, 7.00%, by weighting the expected future real rates of return by the target asset allocation percentage and then adding expected inflation. The capital market assumptions developed by the investment consultant are intended for use over a 10-year horizon and may not be useful in setting the long-term rate of return for funding pension plans which covers a longer timeframe. The assumption is intended to be a long-term assumption and is not expected to change absent a significant change in the asset allocation, a change in the inflation assumption, or a fundamental change in the market that alters expected returns in future years.

The target asset allocation and best estimates of arithmetic real rates of return for each major asset class are summarized as follows:

Asset Class	Target Allocation	Long-Term Expected Real Rate of Return
Cash	2.00 %	(0.45) %
US Equity	24.75	5.37
Non-US Equity Developed	13.50	6.22
Non-US Equity Emerging	6.75	8.22
Fixed Income/Global Bonds	19.00	1.20
Private Equity	11.00	10.05
Real Estate/Real Assets	16.00	4.87
Multi-Asset Strategy	4.00	3.39
Private Debt/Private Credit	3.00	5.38
Total	<u>100.00 %</u>	

Discount Rate - The discount rate used to measure the total OPEB liability at June 30, 2022, was 4.08%. The discount rate used to measure total OPEB liability prior to June 30, 2022, was 2.27%. The projection of cash flows used to determine the discount rate assumed that contributions will be made from members and the System at the contribution rate of 1.50% of projected covered payroll each year, which includes a 1.50% payroll surcharge and no contributions from the basic benefits plan. Based on these assumptions, the OPEB plan's fiduciary net position was projected to become insufficient to make all projected future benefit payments of current System members by SERS actuaries. The Municipal Bond Index Rate is used in the determination of the SEIR for both the June 30, 2022 and the June 30, 2021 total OPEB liability. The Municipal Bond Index rate is the single rate that will generate a present value of benefit payments equal to the sum of the present value determined by the long-term expected rate of return, and the present value determined by discounting those benefits after the date of depletion. The Municipal Bond Index Rate is 3.69% at June 30, 2022 and 1.92% at June 30, 2021.

**VALLEY VIEW LOCAL SCHOOL DISTRICT
MONTGOMERY COUNTY, OHIO**

NOTES TO THE BASIC FINANCIAL STATEMENTS
FOR THE FISCAL YEAR ENDED JUNE 30, 2023

NOTE 13 - DEFINED BENEFIT OPEB PLANS - (Continued)

Sensitivity of the District's Proportionate Share of the Net OPEB Liability to Changes in the Discount Rate and Changes in the Health Care Cost Trend Rates - The net OPEB liability is sensitive to changes in the discount rate and the health care cost trend rate. The following table presents the net OPEB liability, what the net OPEB liability would be if it were calculated using a discount rate that is 1 percentage point lower (3.08%) and higher (5.08%) than the current discount rate (4.08%). Also shown is what the net OPEB liability would be based on health care cost trend rates that are 1 percentage point lower (6.00% decreasing to 3.40%) and higher (8.00% decreasing to 5.40%) than the current rate (7.00% decreasing to 4.40%).

	1% Decrease	Current Discount Rate	1% Increase
District's proportionate share of the net OPEB liability	\$ 1,421,331	\$ 1,144,375	\$ 920,796
	1% Decrease	Current Trend Rate	1% Increase
District's proportionate share of the net OPEB liability	\$ 882,519	\$ 1,144,375	\$ 1,486,402

Actuarial Assumptions - STRS

Key methods and assumptions used in the latest actuarial valuation, reflecting experience study results used in the June 30, 2022 actuarial valuation, compared with June 30, 2021 actuarial valuation, are presented below:

	June 30, 2022		June 30, 2021	
Inflation	2.50%		2.50%	
Projected salary increases	Varies by service from 2.50% to 8.50%		12.50% at age 20 to 2.50% at age 65	
Investment rate of return	7.00%, net of investment expenses, including inflation		7.00%, net of investment expenses, including inflation	
Payroll increases	3.00%		3.00%	
Cost-of-living adjustments (COLA)	0.00%		0.00%	
Discount rate of return	7.00%		7.00%	
Blended discount rate of return	N/A		N/A	
Health care cost trends	Initial	Ultimate	Initial	Ultimate
Medical				
Pre-Medicare	7.50%	3.94%	5.00%	4.00%
Medicare	-68.78%	3.94%	-16.18%	4.00%
Prescription Drug				
Pre-Medicare	9.00%	3.94%	6.50%	4.00%
Medicare	-5.47%	3.94%	29.98%	4.00%

Projections of benefits include the historical pattern of sharing benefit costs between the employers and retired plan members.

**VALLEY VIEW LOCAL SCHOOL DISTRICT
MONTGOMERY COUNTY, OHIO**

NOTES TO THE BASIC FINANCIAL STATEMENTS
FOR THE FISCAL YEAR ENDED JUNE 30, 2023

NOTE 13 - DEFINED BENEFIT OPEB PLANS - (Continued)

For the June 30, 2022 actuarial valuation, for healthy retirees the post-retirement mortality rates are based on the Pub-2010 Teachers Healthy Annuitant Mortality Table, adjusted 110% for males, projected forward generationally using mortality improvement scale MP-2020; pre-retirement mortality rates are based on Pub-2010 Teachers Employee Table adjusted 95% for females, projected forward generationally using mortality improvement scale MP-2020. For disabled retirees, mortality rates are based on the Pub-2010 Teachers Disabled Annuitant Table projected forward generationally using mortality improvement scale MP-2020.

For the prior measurement date, for healthy retirees the mortality rates are based on the RP-2014 Annuitant Mortality Tables with 50% of rates through age 69, 70% of rates between ages 70 and 79, 90% of rates between ages 80 and 84, and 100% of rates thereafter, projected forward generationally using mortality improvement scale MP-2016. For disabled retirees, mortality rates are based on the RP-2014 Disabled Mortality Tables with 90% of rates for males and 100% of rates for females, projected forward generationally using mortality improvement scale MP-2016.

Actuarial assumptions used in the June 30, 2022 valuation are based on the results of an actuarial experience study for the period July 1, 2015 through June 30, 2021. An actuarial experience study is done on a quinquennial basis.

Assumption Changes Since the Prior Measurement Date - The discount rate remained unchanged at 7.00% for the June 30, 2022 valuation.

Benefit Term Changes Since the Prior Measurement Date - Salary increase rates were updated based on the actuarial experience study for the period July 1, 2015 through June 30, 2021 and were changed from age based to service based.

STRS' investment consultant develops an estimate range for the investment return assumption based on the target allocation adopted by the Retirement Board. The target allocation and long-term expected rate of return for each major asset class are summarized as follows:

Asset Class	Target Allocation*	Long-Term Expected Real Rate of Return **
Domestic Equity	26.00 %	6.60 %
International Equity	22.00	6.80
Alternatives	19.00	7.38
Fixed Income	22.00	1.75
Real Estate	10.00	5.75
Liquidity Reserves	1.00	1.00
Total	<u>100.00 %</u>	

* Target allocation percentage is effective as of July 1, 2022. Target weights were phased in over a 3-month period concluding on October 1, 2022.

**10-Year annualized geometric nominal returns, which include the real rate of return and inflation of 2.25% and is net of investment expenses. Over a 30-year period, STRS Ohio's investment consultant indicates that the above target allocations should generate a return above the actuarial rate of return, without net value added by management.

Discount Rate - The discount rate used to measure the total OPEB liability was 7.00% as of June 30, 2022. The projection of cash flows used to determine the discount rate assumed STRS Ohio continues to allocate no employer contributions to the health care fund. Based on those assumptions, the OPEB plan's fiduciary net position was projected to be available to make all projected future benefit payments to current plan members as of June 30, 2022. Therefore, the long-term expected rate of return on health care fund investments of 7.00% was applied to all periods of projected health care costs to determine the total OPEB liability as of June 30, 2022.

**VALLEY VIEW LOCAL SCHOOL DISTRICT
MONTGOMERY COUNTY, OHIO**

NOTES TO THE BASIC FINANCIAL STATEMENTS
FOR THE FISCAL YEAR ENDED JUNE 30, 2023

NOTE 13 - DEFINED BENEFIT OPEB PLANS - (Continued)

Sensitivity of the District's Proportionate Share of the Net OPEB Asset to Changes in the Discount and Health Care Cost Trend Rate - The following table represents the net OPEB asset as of June 30, 2022, calculated using the current period discount rate assumption of 7.00%, as well as what the net OPEB asset would be if it were calculated using a discount rate that is one percentage point lower (6.00%) or one percentage point higher (8.00%) than the current assumption. Also shown is the net OPEB asset as if it were calculated using health care cost trend rates that are one percentage point lower or one percentage point higher than the current health care cost trend rates.

	1% Decrease	Current Discount Rate	1% Increase
District's proportionate share of the net OPEB asset	\$ 1,718,573	\$ 1,855,873	\$ 1,975,938
	1% Decrease	Current Trend Rate	1% Increase
District's proportionate share of the net OPEB asset	\$ 1,924,992	\$ 1,855,873	\$ 1,768,628

NOTE 14 - BUDGETARY BASIS OF ACCOUNTING

While reporting financial position, results of operations, and changes in fund balance on the basis of generally accepted accounting principles (GAAP), the budgetary basis as provided by law is based upon accounting for certain transactions on a basis of cash receipts and disbursements.

The statement of revenue, expenditures and changes in fund balance - budget and actual (non-GAAP budgetary basis) presented for the general fund is presented on the budgetary basis to provide a meaningful comparison of actual results with the budget. The major differences between the budget basis and the GAAP basis are that:

- (a) Revenues and other financing sources are recorded when received in cash (budget basis) as opposed to when susceptible to accrual (GAAP basis);
- (b) Expenditures and other financing uses are recorded when paid in cash (budget basis) as opposed to when the liability is incurred (GAAP basis);
- (c) In order to determine compliance with Ohio law, and to reserve that portion of the applicable appropriation, total outstanding encumbrances (budget basis) are recorded as the equivalent of an expenditure, as opposed to assigned or committed fund balance for that portion of outstanding encumbrances not already recognized as an account payable (GAAP basis);
- (d) Advances-in and advances-out are operating transactions (budget basis) as opposed to balance sheet transactions (GAAP basis);
- (e) Some funds are included in the general fund (GAAP basis), but have separate legally adopted budgets (budget basis); and,
- (f) Investments are reported at fair value (GAAP basis) rather than at cost (budget basis).

**VALLEY VIEW LOCAL SCHOOL DISTRICT
MONTGOMERY COUNTY, OHIO**

NOTES TO THE BASIC FINANCIAL STATEMENTS
FOR THE FISCAL YEAR ENDED JUNE 30, 2023

NOTE 14 - BUDGETARY BASIS OF ACCOUNTING - (Continued)

The adjustments necessary to convert the results of operations for the year on the budget basis to the GAAP basis for the general fund is as follows:

	<u>General fund</u>
Budget basis	\$ 2,440,553
Net adjustment for revenue accruals	(852,849)
Net adjustment for expenditure accruals	(18,329)
Net adjustment for other sources/uses	10,418
Funds budgeted elsewhere	(30,271)
Adjustment for encumbrances	215,026
GAAP basis	\$ 1,764,548

Certain funds that are legally budgeted in separate special revenue funds are considered part of the general fund on a GAAP basis. This includes the public school support fund, unclaimed monies fund, other grants fund, uniform school supplies fund, the underground storage tank fund and the school Hall of Fame fund.

NOTE 15 - CONTINGENCIES

A. Grants

The District receives significant financial assistance from numerous federal, State and local agencies in the form of grants. The disbursement of funds received under these programs generally requires compliance with terms and conditions specified in the grant agreements and are subject to audit by the grantor agencies. Any disallowed claims resulting from such audits could become a liability of the District. However, in the opinion of management, any such disallowed claims will not have a material effect on the financial position of the District.

B. Litigation

The District is involved in no material litigation as either plaintiff or defendant.

**VALLEY VIEW LOCAL SCHOOL DISTRICT
MONTGOMERY COUNTY, OHIO**

NOTES TO THE BASIC FINANCIAL STATEMENTS
FOR THE FISCAL YEAR ENDED JUNE 30, 2023

NOTE 16 - SET-ASIDES

The District is required by State law to annually set-aside certain general fund revenue amounts, as defined by statutory formula, for the acquisition and construction of capital improvements. Amounts not spent by the end of the fiscal year or offset by similarly restricted resources received during the year must be held in cash at fiscal year-end. This amount must be carried forward to be used for the same purpose in future years. Expenditures exceeding the set-aside requirement may not be carried forward to the next fiscal year.

The following cash-basis information describes the change in the fiscal year-end set-aside amount for capital improvements. Disclosure of this information is required by State statute.

	<u>Capital Improvements</u>
Set-aside balance June 30, 2022	\$ -
Current year set-aside requirement	375,372
Current year offsets	<u>(1,089,114)</u>
Total	<u>\$ (713,742)</u>
Set-aside balance June 30, 2023	<u><u>\$ -</u></u>

NOTE 17 - OTHER COMMITMENTS

The District utilizes encumbrance accounting as part of its budgetary controls. Encumbrances outstanding at year-end are reservations of fund balance for subsequent-year expenditures and may be reported as part of restricted, committed, or assigned classifications of fund balance. At year end, the District's commitments for encumbrances in the governmental funds were as follows:

<u>Fund Type</u>	<u>Year-End Encumbrances</u>
General fund	\$ 188,792
Classroom facilities fund	53,379,795
Nonmajor governmental funds	<u>6,165,960</u>
Total	<u><u>\$ 59,734,547</u></u>

NOTE 18 - TRANSPORTATION SERVICES AGREEMENT

On April 22, 2013, the District entered into a transportation services agreement with First Student, Inc. The agreement commenced on July 1, 2013 and continued through June 30, 2023. The agreement was extended on April 11, 2023 by mutual written agreement for three additional years. Under the terms of the agreement, First Student, Inc. will supply and maintain school buses and personnel to fulfill the District's needs for transportation services. During fiscal year 2023, the District paid \$1,407,343 to First Student, Inc. under the terms of the agreement.

**VALLEY VIEW LOCAL SCHOOL DISTRICT
MONTGOMERY COUNTY, OHIO**

NOTES TO THE BASIC FINANCIAL STATEMENTS
FOR THE FISCAL YEAR ENDED JUNE 30, 2023

NOTE 19 - FISCAL SERVICES AGREEMENT

On July 25, 2016, the District entered into an agreement with Shared Resource Center (SRC) wherein SRC will provide the District with consulting, mentoring, assistant treasurer, financial analyst, and payroll services as requested and directed by the District Treasurer. Such services will be provided by the appropriately licensed and certified personnel who are qualified to perform such services. The term of the agreement was August 1, 2016 through July 31, 2019. The agreement was automatically extended through June 30, 2021 as neither party provided written notice of termination by December 31, 2019. On June 14, 2021, a two-year contract was approved for a period of August 1, 2021 through July 31, 2023. During fiscal year 2023, the District paid SRC \$205,596 for the period August 1, 2022 through July 31, 2023. Installments payments equal to 1/12th of the annual payment are due on the 15th of each month.

NOTE 20 - COVID-19

The United States and the State of Ohio declared a state of emergency in March of 2020 due to the COVID-19 pandemic. Ohio’s state of emergency ended in June 2021 while the national state of emergency ended in April 2023. During fiscal year 2023, the District received COVID-19 funding. The District will continue to spend available COVID-19 funding consistent with the applicable program guidelines.

NOTE 21 - INTERFUND TRANSACTIONS

- A. Interfund transfers for the year ended June 30, 2023, consisted of the following, as reported on the fund financial statements:

<u>Transfers from nonmajor governmental fund to:</u>	<u>Amount</u>
Classroom facilities fund	\$ <u>1,515,636</u>

Transfers are used to move revenues from the fund that statute or budget requires to collect them to the fund that statute or budget requires to expend them, and to use unrestricted revenues collected in the general fund to finance various programs accounted for in other funds in accordance with budgetary authorizations.

Interfund transfers between governmental funds are eliminated on the government-wide financial statements.

All transfers made in fiscal year 2023 were in accordance with Ohio Revised Code Sections 5705.14, 5705.15 and 5705.16.

- B. Due from and to other funds at June 30, 2023 consisted of the following individual amounts, as reported in the fund financial statements:

<u>Receivable Fund</u>	<u>Payable Funds</u>	<u>Amount</u>
General	Nonmajor governmental	\$ <u>296,614</u>

The purpose of this amount due from and to other funds is to cover negative cash balances in nonmajor special revenue governmental funds. The District may maintain negative cash balances in nonmajor special revenue funds if three criteria are met: (1) the general fund must have available and unencumbered funds to cover the negative amounts; (2) a reimbursement request must have been submitted by the fiscal year-end; and (3) there is a reasonable likelihood that the request for payment will be made. The District has met these three requirements.

The amounts due to and from other funds will be repaid once the anticipated revenues are received. Amounts due from and to other funds between governmental funds are eliminated on the government-wide financial statements.

THIS PAGE IS INTENTIONALLY LEFT BLANK

REQUIRED SUPPLEMENTARY INFORMATION

**VALLEY VIEW LOCAL SCHOOL DISTRICT
MONTGOMERY COUNTY, OHIO**

SCHEDULES OF REQUIRED SUPPLEMENTARY INFORMATION

SCHEDULE OF THE DISTRICT'S PROPORTIONATE SHARE OF
THE NET PENSION LIABILITY
SCHOOL EMPLOYEES RETIREMENT SYSTEM (SERS) OF OHIO

LAST TEN FISCAL YEARS

	<u>2023</u>	<u>2022</u>	<u>2021</u>	<u>2020</u>
District's proportion of the net pension liability	0.08003640%	0.07559290%	0.07337660%	0.07968050%
District's proportionate share of the net pension liability	\$ 4,328,991	\$ 2,789,159	\$ 4,853,283	\$ 4,767,424
District's covered payroll	\$ 3,184,443	\$ 2,601,257	\$ 2,633,457	\$ 2,490,096
District's proportionate share of the net pension liability as a percentage of its covered payroll	135.94%	107.22%	184.29%	191.46%
Plan fiduciary net position as a percentage of the total pension liability	75.82%	82.86%	68.55%	70.85%

Amounts presented for each fiscal year were determined as of the District's measurement date which is the prior year-end.

SEE ACCOMPANYING NOTES TO THE REQUIRED SUPPLEMENTARY INFORMATION

2019	2018	2017	2016	2015	2014
0.07938730%	0.08218140%	0.07573690%	0.07246800%	0.07360900%	0.07360900%
\$ 4,546,658	\$ 4,910,157	\$ 5,543,242	\$ 4,135,094	\$ 3,725,310	\$ 4,377,291
\$ 3,041,578	\$ 3,215,414	\$ 2,369,700	\$ 2,181,662	\$ 2,138,932	\$ 2,132,522
149.48%	152.71%	233.92%	189.54%	174.17%	205.26%
71.36%	69.50%	62.98%	69.16%	71.70%	65.52%

**VALLEY VIEW LOCAL SCHOOL DISTRICT
MONTGOMERY COUNTY, OHIO**

SCHEDULES OF REQUIRED SUPPLEMENTARY INFORMATION

SCHEDULE OF THE DISTRICT'S PROPORTIONATE SHARE OF
THE NET PENSION LIABILITY
STATE TEACHERS RETIREMENT SYSTEM (STRS) OF OHIO

LAST TEN FISCAL YEARS

	<u>2023</u>	<u>2022</u>	<u>2021</u>	<u>2020</u>
District's proportion of the net pension liability	0.07167380%	0.07191060%	0.07348958%	0.08071039%
District's proportionate share of the net pension liability	\$ 15,933,175	\$ 9,194,417	\$ 17,781,863	\$ 17,848,618
District's covered payroll	\$ 9,297,107	\$ 8,898,500	\$ 8,865,157	\$ 9,389,036
District's proportionate share of the net pension liability as a percentage of its covered payroll	171.38%	103.33%	200.58%	190.10%
Plan fiduciary net position as a percentage of the total pension liability	78.88%	87.78%	75.48%	77.40%

Amounts presented for each fiscal year were determined as of the District's measurement date which is the prior year-end.

SEE ACCOMPANYING NOTES TO THE REQUIRED SUPPLEMENTARY INFORMATION

2019	2018	2017	2016	2015	2014
0.08215774%	0.07945981%	0.07751528%	0.07605464%	0.07862947%	0.07862947%
\$ 18,064,642	\$ 18,875,848	\$ 25,946,701	\$ 21,019,278	\$ 19,125,408	\$ 22,782,061
\$ 9,317,264	\$ 8,971,950	\$ 8,231,614	\$ 8,050,043	\$ 8,033,754	\$ 8,529,500
193.88%	210.39%	315.21%	261.11%	238.06%	267.10%
77.31%	75.30%	66.80%	72.10%	74.70%	69.30%

**VALLEY VIEW LOCAL SCHOOL DISTRICT
MONTGOMERY COUNTY, OHIO**

SCHEDULES OF REQUIRED SUPPLEMENTARY INFORMATION

SCHEDULE OF DISTRICT PENSION CONTRIBUTIONS
SCHOOL EMPLOYEES RETIREMENT SYSTEM (SERS) OF OHIO

LAST TEN FISCAL YEARS

	2023	2022	2021	2020
Contractually required contribution	\$ 490,442	\$ 445,822	\$ 364,176	\$ 368,684
Contributions in relation to the contractually required contribution	(490,442)	(445,822)	(364,176)	(368,684)
Contribution deficiency (excess)	\$ -	\$ -	\$ -	\$ -
District's covered payroll	\$ 3,503,157	\$ 3,184,443	\$ 2,601,257	\$ 2,633,457
Contributions as a percentage of covered payroll	14.00%	14.00%	14.00%	14.00%

SEE ACCOMPANYING NOTES TO THE REQUIRED SUPPLEMENTARY INFORMATION

<u>2019</u>	<u>2018</u>	<u>2017</u>	<u>2016</u>	<u>2015</u>	<u>2014</u>
\$ 336,163	\$ 410,613	\$ 450,158	\$ 331,758	\$ 287,543	\$ 296,456
<u>(336,163)</u>	<u>(410,613)</u>	<u>(450,158)</u>	<u>(331,758)</u>	<u>(287,543)</u>	<u>(296,456)</u>
<u>\$ -</u>	<u>\$ -</u>	<u>\$ -</u>	<u>\$ -</u>	<u>\$ -</u>	<u>\$ -</u>
\$ 2,490,096	\$ 3,041,578	\$ 3,215,414	\$ 2,369,700	\$ 2,181,662	\$ 2,138,932
13.50%	13.50%	14.00%	14.00%	13.18%	13.86%

**VALLEY VIEW LOCAL SCHOOL DISTRICT
MONTGOMERY COUNTY, OHIO**

SCHEDULES OF REQUIRED SUPPLEMENTARY INFORMATION

SCHEDULE OF DISTRICT PENSION CONTRIBUTIONS
STATE TEACHERS RETIREMENT SYSTEM (STRS) OF OHIO

LAST TEN FISCAL YEARS

	<u>2023</u>	<u>2022</u>	<u>2021</u>	<u>2020</u>
Contractually required contribution	\$ 1,405,079	\$ 1,301,595	\$ 1,245,790	\$ 1,241,122
Contributions in relation to the contractually required contribution	<u>(1,405,079)</u>	<u>(1,301,595)</u>	<u>(1,245,790)</u>	<u>(1,241,122)</u>
Contribution deficiency (excess)	<u>\$ -</u>	<u>\$ -</u>	<u>\$ -</u>	<u>\$ -</u>
District's covered payroll	\$ 10,036,279	\$ 9,297,107	\$ 8,898,500	\$ 8,865,157
Contributions as a percentage of covered payroll	14.00%	14.00%	14.00%	14.00%

SEE ACCOMPANYING NOTES TO THE REQUIRED SUPPLEMENTARY INFORMATION

<u>2019</u>	<u>2018</u>	<u>2017</u>	<u>2016</u>	<u>2015</u>	<u>2014</u>
\$ 1,314,465	\$ 1,304,417	\$ 1,256,073	\$ 1,152,426	\$ 1,127,006	\$ 1,044,388
<u>(1,314,465)</u>	<u>(1,304,417)</u>	<u>(1,256,073)</u>	<u>(1,152,426)</u>	<u>(1,127,006)</u>	<u>(1,044,388)</u>
<u>\$ -</u>	<u>\$ -</u>	<u>\$ -</u>	<u>\$ -</u>	<u>\$ -</u>	<u>\$ -</u>
\$ 9,389,036	\$ 9,317,264	\$ 8,971,950	\$ 8,231,614	\$ 8,050,043	\$ 8,033,754
14.00%	14.00%	14.00%	14.00%	14.00%	13.00%

**VALLEY VIEW LOCAL SCHOOL DISTRICT
MONTGOMERY COUNTY, OHIO**

SCHEDULES OF REQUIRED SUPPLEMENTARY INFORMATION

SCHEDULE OF THE DISTRICT'S PROPORTIONATE SHARE OF
THE NET OPEB LIABILITY
SCHOOL EMPLOYEES RETIREMENT SYSTEM (SERS) OF OHIO

LAST SEVEN FISCAL YEARS

	<u>2023</u>	<u>2022</u>	<u>2021</u>	<u>2020</u>
District's proportion of the net OPEB liability	0.08150760%	0.07730260%	0.07585260%	0.08078790%
District's proportionate share of the net OPEB liability	\$ 1,144,375	\$ 1,463,015	\$ 1,648,525	\$ 2,031,646
District's covered payroll	\$ 3,184,443	\$ 2,601,257	\$ 2,633,457	\$ 2,490,096
District's proportionate share of the net OPEB liability as a percentage of its covered payroll	35.94%	56.24%	62.60%	81.59%
Plan fiduciary net position as a percentage of the total OPEB liability	30.34%	24.08%	18.17%	15.57%

Note: Information prior to 2017 was unavailable. Schedule is intended to show information for 10 years. Additional years will be displayed as they become available.

Amounts presented for each fiscal year were determined as of the District's measurement date which is the prior year-end.

SEE ACCOMPANYING NOTES TO THE REQUIRED SUPPLEMENTARY INFORMATION

<u>2019</u>	<u>2018</u>	<u>2017</u>
0.08016720%	0.08301350%	0.07656147%
\$ 2,224,055	\$ 2,227,864	\$ 2,182,285
\$ 3,041,578	\$ 3,215,414	\$ 2,369,700
73.12%	69.29%	92.09%
13.57%	12.46%	11.49%

**VALLEY VIEW LOCAL SCHOOL DISTRICT
MONTGOMERY COUNTY, OHIO**

SCHEDULES OF REQUIRED SUPPLEMENTARY INFORMATION

SCHEDULE OF THE DISTRICT'S PROPORTIONATE SHARE OF
THE NET OPEB LIABILITY/ASSET
STATE TEACHERS RETIREMENT SYSTEM (STRS) OF OHIO

LAST SEVEN FISCAL YEARS

	<u>2023</u>	<u>2022</u>	<u>2021</u>	<u>2020</u>
District's proportion of the net OPEB liability/asset	0.071673800%	0.071910600%	0.07348958%	0.08071039%
District's proportionate share of the net OPEB liability/(asset)	\$ (1,855,873)	\$ (1,516,176)	\$ (1,291,579)	\$ (1,336,757)
District's covered payroll	\$ 9,297,107	\$ 8,898,500	\$ 8,865,157	\$ 9,389,036
District's proportionate share of the net OPEB liability/asset as a percentage of its covered payroll	-19.96%	-17.04%	-14.57%	-14.24%
Plan fiduciary net position as a percentage of the total OPEB liability/asset	230.73%	174.73%	182.10%	174.70%

Note: Information prior to 2017 was unavailable. Schedule is intended to show information for 10 years. Additional years will be displayed as they become available.

Amounts presented for each fiscal year were determined as of the District's measurement date which is the prior year-end.

SEE ACCOMPANYING NOTES TO THE REQUIRED SUPPLEMENTARY INFORMATION

<u>2019</u>	<u>2018</u>	<u>2017</u>
0.08215774%	0.07945981%	0.07751528%
\$ (1,320,191)	\$ 3,100,229	\$ 4,145,537
\$ 9,317,264	\$ 8,971,950	\$ 8,231,614
-14.17%	34.55%	50.36%
176.00%	47.10%	37.30%

**VALLEY VIEW LOCAL SCHOOL DISTRICT
MONTGOMERY COUNTY, OHIO**

SCHEDULES OF REQUIRED SUPPLEMENTARY INFORMATION

SCHEDULE OF DISTRICT OPEB CONTRIBUTIONS
SCHOOL EMPLOYEES RETIREMENT SYSTEM (SERS) OF OHIO

LAST TEN FISCAL YEARS

	<u>2023</u>	<u>2022</u>	<u>2021</u>	<u>2020</u>
Contractually required contribution	\$ 62,017	\$ 51,539	\$ 46,689	\$ 47,357
Contributions in relation to the contractually required contribution	<u>(62,017)</u>	<u>(51,539)</u>	<u>(46,689)</u>	<u>(47,357)</u>
Contribution deficiency (excess)	<u>\$ -</u>	<u>\$ -</u>	<u>\$ -</u>	<u>\$ -</u>
District's covered payroll	\$ 3,503,157	\$ 3,184,443	\$ 2,601,257	\$ 2,633,457
Contributions as a percentage of covered payroll	1.77%	1.62%	1.79%	1.80%

SEE ACCOMPANYING NOTES TO THE REQUIRED SUPPLEMENTARY INFORMATION

<u>2019</u>	<u>2018</u>	<u>2017</u>	<u>2016</u>	<u>2015</u>	<u>2014</u>
\$ 57,687	\$ 114,848	\$ 43,479	\$ 37,927	\$ 54,062	\$ 37,992
<u>(57,687)</u>	<u>(114,848)</u>	<u>(43,479)</u>	<u>(37,927)</u>	<u>(54,062)</u>	<u>(37,992)</u>
<u>\$ -</u>	<u>\$ -</u>	<u>\$ -</u>	<u>\$ -</u>	<u>\$ -</u>	<u>\$ -</u>
\$ 2,490,096	\$ 3,041,578	\$ 3,215,414	\$ 2,369,700	\$ 2,181,662	\$ 2,138,932
2.32%	3.78%	1.35%	1.60%	2.48%	1.78%

**VALLEY VIEW LOCAL SCHOOL DISTRICT
MONTGOMERY COUNTY, OHIO**

SCHEDULES OF REQUIRED SUPPLEMENTARY INFORMATION

SCHEDULE OF DISTRICT OPEB CONTRIBUTIONS
STATE TEACHERS RETIREMENT SYSTEM (STRS) OF OHIO

LAST TEN FISCAL YEARS

	<u>2022</u>	<u>2022</u>	<u>2021</u>	<u>2020</u>
Contractually required contribution	\$ -	\$ -	\$ -	\$ -
Contributions in relation to the contractually required contribution	<u>-</u>	<u>-</u>	<u>-</u>	<u>-</u>
Contribution deficiency (excess)	<u>\$ -</u>	<u>\$ -</u>	<u>\$ -</u>	<u>\$ -</u>
District's covered payroll	\$ 10,036,279	\$ 9,297,107	\$ 8,898,500	\$ 8,865,157
Contributions as a percentage of covered payroll	0.00%	0.00%	0.00%	0.00%

SEE ACCOMPANYING NOTES TO THE REQUIRED SUPPLEMENTARY INFORMATION

<u>2019</u>	<u>2018</u>	<u>2017</u>	<u>2016</u>	<u>2015</u>	<u>2014</u>
\$ -	\$ -	\$ -	\$ -	\$ -	\$ 82,124
-	-	-	-	-	(82,124)
<u>\$ -</u>	<u>\$ -</u>	<u>\$ -</u>	<u>\$ -</u>	<u>\$ -</u>	<u>\$ -</u>
\$ 9,389,036	\$ 9,317,264	\$ 8,971,950	\$ 8,231,614	\$ 8,050,043	\$ 8,033,754
0.00%	0.00%	0.00%	0.00%	0.00%	1.02%

**VALLEY VIEW LOCAL SCHOOL DISTRICT
MONTGOMERY COUNTY, OHIO**

NOTES TO THE REQUIRED SUPPLEMENTARY INFORMATION
FOR THE FISCAL YEAR ENDED JUNE 30, 2023

PENSION

SCHOOL EMPLOYEES RETIREMENT SYSTEM (SERS) OF OHIO

Changes in benefit terms :

- There were no changes in benefit terms from the amounts reported for fiscal year 2014.
- There were no changes in benefit terms from the amounts reported for fiscal year 2015.
- There were no changes in benefit terms from the amounts reported for fiscal year 2016.
- There were no changes in benefit terms from the amounts reported for fiscal year 2017.
- For fiscal year 2018, SERS changed from a fixed 3% annual increase to a Cost of Living Adjustment (COLA) based on the changes in the Consumer Price Index (CPI-W), with a cap of 2.5% and a floor of 0%.
- For fiscal year 2019, with the authority granted the Board under Senate Bill 8, the Board has enacted a three year COLA delay for future benefit recipients commencing benefits on or after April 1, 2018.
- There were no changes in benefit terms from the amounts previously reported for fiscal year 2020.
- There were no changes in benefit terms from the amounts previously reported for fiscal year 2021.
- For fiscal year 2022, SERS changed from a Cost of Living Adjustment (COLA) of 2.5% to 2.0%.
- There were no changes in benefit terms from the amounts reported for fiscal year 2023.

Changes in assumptions :

- There were no changes in methods and assumptions used in the calculation of actuarial determined contributions for fiscal year 2014.
- There were no changes in methods and assumptions used in the calculation of actuarial determined contributions for fiscal year 2015.
- There were no changes in methods and assumptions used in the calculation of actuarial determined contributions for fiscal year 2016.
- For fiscal year 2017, the following changes of assumptions affected the total pension liability since the prior measurement date: (a) the assumed rate of inflation was reduced from 3.25% to 3.00%, (b) payroll growth assumption was reduced from 4.00% to 3.50%, (c) assumed real wage growth was reduced from 0.75% to 0.50%, (d) rates of withdrawal, retirement and disability were updated to reflect recent experience, (e) mortality among active members was updated to RP-2014 Blue Collar Mortality Table with fully generational projection and a five year age set-back for both males and females, (f) mortality among service retired members and beneficiaries was updated to the following RP-2014 Blue Collar Mortality Table with fully generational projection with Scale BB, 120% of male rates and 110% of female rates, (g) mortality among disabled members was updated to RP-2000 Disabled Mortality Table, 90% for male rates and 100% for female rates, set back five years is used for the period after disability retirement and (h) the discount rate was reduced from 7.75% to 7.50%.
- There were no changes in methods and assumptions used in the calculation of actuarial determined contributions for fiscal year 2018.
- There were no changes in methods and assumptions used in the calculation of actuarial determined contributions for fiscal year 2019.
- There were no changes in methods and assumptions used in the calculation of actuarial determined contributions for fiscal year 2020.
- There were no changes in methods and assumptions used in the calculation of actuarial determined contributions for fiscal year 2021.
- For fiscal year 2022, the following changes of assumptions affected the total pension liability since the prior measurement date: (a) wage inflation decreased from 3.00% to 2.40%, (b) future salary increases changed from 3.50%-18.20% to 3.25%-13.58%, (c) investment rate of return decreased from 7.50% to 7.00%, (d) discount rate decreased from 7.50% to 7.00% and (e) mortality tables changed from the RP-2014 Blue Collar mortality table to the PUB-2010 General Employee Amount Weighted Below Median Healthy Retiree mortality table.
- There were no changes in methods and assumptions used in the calculation of actuarial determined contributions for fiscal year 2023.

(Continued)

**VALLEY VIEW LOCAL SCHOOL DISTRICT
MONTGOMERY COUNTY, OHIO**

NOTES TO THE REQUIRED SUPPLEMENTARY INFORMATION (CONTINUED)
FOR THE FISCAL YEAR ENDED JUNE 30, 2023

PENSION (CONTINUED)

STATE TEACHERS RETIREMENT SYSTEM (STRS) OF OHIO

Changes in benefit terms :

- There were no changes in benefit terms from the amounts reported for fiscal year 2014.
- There were no changes in benefit terms from the amounts reported for fiscal year 2015.
- There were no changes in benefit terms from the amounts reported for fiscal year 2016.
- There were no changes in benefit terms from the amounts reported for fiscal year 2017.
- For fiscal year 2018, STRS decreased the Cost of Living Adjustment (COLA) to zero.
- There were no changes in benefit terms from amounts previously reported for fiscal year 2019.
- There were no changes in benefit terms from amounts previously reported for fiscal year 2020.
- There were no changes in benefit terms from amounts previously reported for fiscal year 2021.
- There were no changes in benefit terms from amounts previously reported for fiscal year 2022.
- There were no changes in benefit terms from amounts previously reported for fiscal year 2023.

Changes in assumptions :

- There were no changes in methods and assumptions used in the calculation of actuarial determined contributions for fiscal year 2014.
- There were no changes in methods and assumptions used in the calculation of actuarial determined contributions for fiscal year 2015.
- There were no changes in methods and assumptions used in the calculation of actuarial determined contributions for fiscal year 2016.
- There were no changes in methods and assumptions used in the calculation of actuarial determined contributions for fiscal year 2017.
- For fiscal year 2018, the following changes of assumption affected the total pension liability since the prior measurement date: (a) the long-term expected rate of return was reduced from 7.75% to 7.45%, (b) the inflation assumption was lowered from 2.75% to 2.50%, (c) the payroll growth assumption was lowered to 3.00%, (d) total salary increases rate was lowered by decreasing the merit component of the individual salary increases, in addition to a decrease of 0.25% due to lower inflation, (e) the healthy and disabled mortality assumptions were updated to the RP-2014 mortality tables with generational improvement scale MP-2016 and (f) rates of retirement, termination and disability were modified to better reflect anticipated future experience.
- There were no changes in methods and assumptions used in the calculation of actuarial determined contributions for fiscal year 2019.
- There were no changes in methods and assumptions used in the calculation of actuarial determined contributions for fiscal year 2020.
- There were no changes in methods and assumptions used in the calculation of actuarial determined contributions for fiscal year 2021.
- For fiscal year 2022, the following changes of assumption affected the total pension liability since the prior measurement date: (a) the long-term expected rate of return was reduced from 7.45% to 7.00% and (b) the discount rate of return was reduced from 7.45% to 7.00%.

- For fiscal year 2023, the following changes of assumption affected the total pension liability since the prior measurement date: (a) the projected salary increases went from 12.50% at age 20 to 2.50% at age 65 to varies by service from 2.50% to 8.50%.

OTHER POSTEMPLOYMENT BENEFITS (OPEB)

SCHOOL EMPLOYEES RETIREMENT SYSTEM (SERS) OF OHIO

Changes in benefit terms :

- There were no changes in benefit terms from the amounts reported for fiscal year 2017.
- There were no changes in benefit terms from the amounts reported for fiscal year 2018.
- There were no changes in benefit terms from the amounts reported for fiscal year 2019.
- There were no changes in benefit terms from the amounts reported for fiscal year 2020.
- There were no changes in benefit terms from the amounts reported for fiscal year 2021.
- There were no changes in benefit terms from the amounts reported for fiscal year 2022.
- There were no changes in benefit terms from the amounts reported for fiscal year 2023.

(Continued)

**VALLEY VIEW LOCAL SCHOOL DISTRICT
MONTGOMERY COUNTY, OHIO**

NOTES TO THE REQUIRED SUPPLEMENTARY INFORMATION (CONTINUED)
FOR THE FISCAL YEAR ENDED JUNE 30, 2023

OTHER POSTEMPLOYMENT BENEFITS (OPEB) (CONTINUED)

SCHOOL EMPLOYEES RETIREMENT SYSTEM (SERS) OF OHIO (CONTINUED)

Changes in assumptions :

- For fiscal year 2017, the following changes of assumptions affected the total OPEB liability since the prior measurement date: (a) assumed rate of inflation was reduced from 3.25% to 3.00%, (b) payroll growth assumption was reduced from 4.00% to 3.50%, (c) assumed real wage growth was reduced from 0.75% to 0.50%, (d) rates of withdrawal, retirement, and disability were updated to reflect recent experience, (e) mortality among active members was updated to the following: RP-2014 Blue Collar Mortality Table with fully generational projection and a five-year age set-back for both males and females, (f) mortality among service retired members and beneficiaries was updated to the following: RP-2014 Blue Collar Mortality Table with fully generational projection with Scale BB, 120% of male rates, and 110% of female rates, (g) mortality among disabled members was updated to the following: RP-2000 Disabled Mortality Table, 90% for male rates and 100% for female rates, set back five years is used for the period after disability retirement.

- For fiscal year 2018, the following changes of assumptions affected the total OPEB liability since the prior measurement date: (a) assumed rate of inflation was reduced from 3.25% to 3.00%, (b) payroll growth assumption was reduced from 4.00% to 3.50%, (c) assumed real wage growth was reduced from 0.75% to 0.50%, (d) rates of withdrawal, retirement, and disability were updated to reflect recent experience, (e) mortality among active members was updated to the following: RP-2014 Blue Collar Mortality Table with fully generational projection and a five-year age set-back for both males and females, (f) mortality among service retired members and beneficiaries was updated to the following: RP-2014 Blue Collar Mortality Table with fully generational projection with Scale BB, 120% of male rates, and 110% of female rates, (g) mortality among disabled members was updated to the following: RP-2000 Disabled Mortality Table, 90% for male rates and 100% for female rates, set back five years is used for the period after disability retirement, (h) the municipal bond index rate increased from 2.92% to 3.56% and (i) the single equivalent interest rate, net of plan investment expense, including price inflation increased from 2.98% to 3.63%.

- For fiscal year 2019, the following changes of assumptions affected the total OPEB liability since the prior measurement date: (a) the discount rate increased from 3.63% to 3.70%, (b) the health care cost trend rates for Medicare were changed from a range of 5.50%-5.00% to a range of 5.375%-4.75% and Pre-Medicare were changed from a range of 7.50%-5.00% to a range of 7.25%-4.75%, (c) the municipal bond index rate increased from 3.56% to 3.62% and (d) the single equivalent interest rate, net of plan investment expense, including price inflation increased from 3.63% to 3.70%.

- For fiscal year 2020, the following changes of assumptions affected the total OPEB liability since the prior measurement date: (a) the discount rate decreased from 3.70% to 3.22%, (b) the health care cost trend rates for Medicare were changed from a range of 5.375%-4.75% to a range of 5.25%-4.75% and Pre-Medicare were changed from a range of 7.25%-4.75% to a range of 7.00%-4.75%, (c) the municipal bond index rate decreased from 3.62% to 3.13% and (d) the single equivalent interest rate, net of plan investment expense, including price inflation decreased from 3.70% to 3.22%.

- For fiscal year 2021, the following changes of assumptions affected the total OPEB liability since the prior measurement date: (a) the discount rate decreased from 3.22% to 2.63% and (b) the municipal bond index rate decreased from 3.13% to 2.45%, and (c) the single equivalent interest rate, net of plan investment expense, including price inflation decreased from 3.22% to 2.63%.

- For fiscal year 2022, the following changes of assumptions affected the total OPEB liability since the prior measurement date: (a) wage inflation decreased from 3.00% to 2.40%, (b) future salary increases changed from 3.50%-18.20% to 3.25%-13.58%, (c) investment rate of return decreased from 7.50% to 7.00%, (d) discount rate decreased from 7.50% to 7.00% and (e) mortality tables changed from the RP-2014 Blue Collar mortality table to the PUB-2010 General Employee Amount Weighted Below Median Healthy Retiree mortality table.

- For fiscal year 2023, the following changes of assumptions affected the total OPEB liability since the prior measurement date: (a) municipal bond index rate went from 1.92% to 3.69%, (b) single equivalent interest rate when from 2.27% to 4.08% and (c) medical trend assumptions went from 5.125% to 4.40% Medicare and 6.75% to 4.40% Pre-Medicare to 7.00% to 4.40%.

(Continued)

**VALLEY VIEW LOCAL SCHOOL DISTRICT
MONTGOMERY COUNTY, OHIO**

NOTES TO THE REQUIRED SUPPLEMENTARY INFORMATION (CONTINUED)
FOR THE FISCAL YEAR ENDED JUNE 30, 2023

OTHER POSTEMPLOYMENT BENEFITS (OPEB) (CONTINUED)

STATE TEACHERS RETIREMENT SYSTEM (STRS) OF OHIO

Changes in benefit terms :

- There were no changes in benefit terms from the amounts previously reported for fiscal year 2017.
- For fiscal year 2018, STRS reduced the subsidy multiplier for non-Medicare benefit recipients from 2.1% to 1.9% per year of service. Medicare Part B premium reimbursements were discontinued for certain survivors and beneficiaries and all remaining Medicare Part B premium reimbursements will be discontinued beginning January 2019.
- For fiscal year 2019, STRS increased the subsidy multiplier for non-Medicare benefit recipients from 1.9% to 1.944% per year of service effective January 1, 2019. The non-Medicare frozen subsidy base premium was increased January 1, 2019 and all remaining Medicare Part B premium reimbursements will be discontinued beginning January 1, 2020.
- For fiscal year 2020, STRS increased the subsidy percentage from 1.944% to 1.984% effective January 1, 2020. The Medicare subsidy percentages were adjusted effective January 1, 2021 to 2.1% for the Medicare plan. The Medicare Part B monthly reimbursement elimination date was postponed to January 1, 2021.
- For fiscal year 2021, the non-Medicare subsidy percentage was increased effective January 1, 2021 from 1.984% to 2.055% per year of service. The non-Medicare frozen subsidy base premium was increased effective January 1, 2021. The Medicare subsidy percentages were adjusted effective January 1, 2021 to 2.1% for the AMA Medicare plan. The Medicare Part B monthly reimbursement elimination date was postponed indefinitely.
- For fiscal year 2022, the non-Medicare subsidy percentage was increased effective January 1, 2022 from 2.055% to 2.100%. The non-Medicare frozen subsidy base premium was increased effective January 1, 2022. The Medicare Part D subsidy was updated to reflect it is expected to be negative in CY2022. The Part B monthly reimbursement elimination date was postponed indefinitely.
- There were no changes in benefit terms from the amounts previously reported for fiscal year 2023.

Changes in assumptions :

- There were no changes in methods and assumptions used in the calculation of actuarial determined contributions for fiscal year 2017.
- For fiscal year 2018, the following changes of assumptions affected the total OPEB liability since the prior measurement date: (a) the discount rate was increased from 3.26% to 4.13% based on the methodology defined under GASB Statement No. 74, Financial Reporting for Postemployment Benefit Plans Other Than Pension Plans (OPEB), (b) the long term expected rate of return was reduced from 7.75% to 7.45%, (c) valuation year per capita health care costs were updated, and the salary scale was modified, (d) the percentage of future retirees electing each option was updated based on current data and the percentage of future disabled retirees and terminated vested participants electing health coverage were decreased and (e) the assumed mortality, disability, retirement, withdrawal and future health care cost trend rates were modified along with the portion of rebated prescription drug costs.
- For fiscal year 2019, the following changes of assumptions affected the total OPEB liability/asset since the prior measurement date: (a) the discount rate was increased from the blended rate of 4.13% to the long-term expected rate of return of 7.45% based on the methodology defined under GASB Statement No. 74, Financial Reporting for Postemployment Benefit Plans Other Than Pension Plans (OPEB) and (b) decrease in health care cost trend rates from 6.00%-11.00% initial; 4.50% ultimate down to Medical Pre-Medicare 6.00% and Medicare 5.00% initial; 4.00% ultimate and Prescription Drug Pre-Medicare 8.00% and Medicare (5.23%) initial; 4.00% ultimate.
- For fiscal year 2020, health care cost trend rates were changed to the following: medical pre-Medicare from 6.00% initial - 4.00% ultimate down to 5.87% initial - 4.00% ultimate; medical Medicare from 5.00% initial - 4.00% ultimate down to 4.93% initial - 4.00% ultimate; prescription drug pre-Medicare from 8.00% initial - 4.00% ultimate down to 7.73% initial - 4.00% ultimate and (5.23%) initial - 4.00% ultimate up to 9.62% initial - 4.00% ultimate.

(Continued)

VALLEY VIEW LOCAL SCHOOL DISTRICT
MONTGOMERY COUNTY, OHIO

NOTES TO THE REQUIRED SUPPLEMENTARY INFORMATION (CONTINUED)
FOR THE FISCAL YEAR ENDED JUNE 30, 2023

OTHER POSTEMPLOYMENT BENEFITS (OPEB) (CONTINUED)

STATE TEACHERS RETIREMENT SYSTEM (STRS) OF OHIO (CONTINUED)

Changes in assumptions (continued):

- For fiscal year 2021, health care cost trend rates were changed to the following: medical pre-Medicare from 5.87% initial - 4.00% ultimate down to 5.00% initial - 4.00% ultimate; medical Medicare from 4.93% initial - 4.00% ultimate down to -6.69% initial - 4.00% ultimate; prescription drug pre-Medicare from 7.73% initial - 4.00% ultimate down to 6.50% initial - 4.00% ultimate; prescription drug Medicare from 9.62% initial - 4.00% ultimate up to 11.87% initial - 4.00% ultimate.
- For fiscal year 2022, the following changes of assumption affected the total OPEB liability since the prior measurement date: (a) the long-term expected rate of return was reduced from 7.45% to 7.00%, (b) the discount rate of return was reduced from 7.45% to 7.00% and (c) health care cost trend rates were changed to the following: medical Medicare from -6.69% initial - 4.00% ultimate down to -16.18% initial - 4.00% ultimate; prescription drug Medicare from 11.87% initial - 4.00% ultimate up to 29.98% initial - 4.00% ultimate.
- For fiscal year 2023, the following changes of assumption affected the total OPEB liability since the prior measurement date: (a) projected salary increase went from 12.50% at age 20 to 2.50% at age 65 to varies by services from 2.50% to 8.50% and (b) health care cost trend rates were changed to the following: Pre-Medicare from 5.00% initial - 4.00% ultimate to 7.50% initial - 3.94% ultimate; medical Medicare from -16.18% initial - 4.00% ultimate to -68.78% initial - 3.94% ultimate; prescription drug Pre-Medicare from 6.50% initial - 4.00% ultimate to 9.00% initial - 3.94% ultimate; Medicare from 29.98% initial - 4.00% ultimate to -5.47% initial - 3.94% ultimate.

SUPPLEMENTARY INFORMATION

**VALLEY VIEW LOCAL SCHOOL DISTRICT
MONTGOMERY COUNTY, OHIO
SCHEDULE OF EXPENDITURES OF FEDERAL AWARDS
FOR THE FISCAL YEAR ENDED JUNE 30, 2023**

FEDERAL GRANTOR/ PASS THROUGH GRANTOR/ PROGRAM/CLUSTER TITLE	ASSISTANCE LISTING NUMBER	PASS-THROUGH ENTITY IDENTIFYING NUMBER / ADDITIONAL AWARD IDENTIFICATION	TOTAL FEDERAL EXPENDITURES
U.S. DEPARTMENT OF AGRICULTURE			
<i>Passed Through the Ohio Department of Education and Workforce</i>			
Child Nutrition Cluster			
School Breakfast Program	10.553	2023	104,567
Total School Breakfast Program			<u>104,567</u>
National School Lunch Program	10.555	2022	274,975
COVID-19 - National School Lunch Program	10.555	COVID-19, 2023	47,014
National School Lunch Program	10.555	2023	328,332
National School Lunch Program - Food Donation	10.555	2023	44,753
Total National School Lunch Program			<u>695,074</u>
Total Child Nutrition Cluster			<u>799,641</u>
COVID-19 - State Pandemic Electronic Benefit Transfer (P-EBT) Administrative Costs Grant	10.649	COVID-19, 2023	628
Total U.S. Department of Agriculture			<u>800,269</u>
U.S. DEPARTMENT OF EDUCATION			
<i>Passed Through the Ohio Department of Education and Workforce</i>			
Title I Grants to Local Educational Agencies	84.010A	84.010A, 2022	42,814
Title I Grants to Local Educational Agencies	84.010A	84.010A, 2023	220,243
Title I Grants to Local Educational Agencies - Expanding Opportunities for Each Child Non-Competitive Grant	84.010A	84.010A, 2023	10,268
Total Title I Grants to Local Educational Agencies			<u>273,325</u>
Special Education Cluster (IDEA)			
Special Education-Grants to States (IDEA, Part B)	84.027A	84.027A, 2022	54,608
Special Education-Grants to States (IDEA, Part B)	84.027A	84.027A, 2023	342,386
COVID-19 - Special Education-Grants to States (IDEA, Part B) - ARP	84.027X	COVID-19, 84.027X, 2023	52,929
Total Special Education-Grants to States (IDEA, Part B)			<u>449,923</u>
Special Education-Preschool Grants (IDEA Preschool)	84.173A	84.173A, 2022	3,196
Special Education-Preschool Grants (IDEA Preschool)	84.173A	84.173A, 2023	16,982
COVID-19 - Special Education-Preschool Grants (IDEA Preschool) - ARP	84.173X	COVID-19, 84.173X, 2023	4,323
Total Special Education-Preschool Grants (IDEA Preschool)			<u>24,501</u>
Total Special Education Cluster (IDEA)			<u>474,424</u>
<i>Consortium Amount Passed/Transferred to the Montgomery County Educational Service Center</i>			
English Language Acquisition State Grants - Title III - Language Instruction for English Learners	84.365A	84.365A	332
Supporting Effective Instruction State Grants	84.367A	84.367A, 2022	36,318
Supporting Effective Instruction State Grants	84.367A	84.367A, 2023	35,587
Total Supporting Effective Instruction State Grants			<u>71,905</u>
Student Support and Academic Enrichment Program	84.424A	84.424A, 2023	21,807
Total Student Support and Academic Enrichment Program			<u>21,807</u>
COVID-19 - Elementary and Secondary School Emergency Relief (ESSER II) Fund	84.425D	COVID-19, 84.425D, 2023	426,403
COVID-19 - American Rescue Plan - Elementary and Secondary School Emergency Relief (ARP ESSER) Fund	84.425U	COVID-19, 84.425U, 2023	388,656
COVID-19 - American Rescue Plan - Elementary and Secondary School Emergency Relief (ARP ESSER) Fund	84.425U	COVID-19, 84.425U, 2022	156,990
COVID-19 - American Rescue Plan - Elementary and Secondary School Emergency Relief (ARP ESSER) Fund - Homeless Round II	84.425W	COVID-19, 84.425W, 2023	3,048
Total Education Stabilization Fund (ESF)			<u>975,097</u>
Total U.S. Department of Education			<u>1,816,890</u>
Total Federal Expenditures			<u>\$ 2,617,159</u>

The accompanying notes are an integral part of this schedule.

**VALLEY VIEW LOCAL SCHOOL DISTRICT
MONTGOMERY COUNTY, OHIO**

NOTES TO THE SCHEDULE OF EXPENDITURES OF FEDERAL AWARDS
2 CFR § 200.510(b)(6)
FOR THE FISCAL YEAR ENDED JUNE 30, 2023

NOTE 1 – BASIS OF PRESENTATION & SUMMARY OF SIGNIFICANT ACCOUNTING POLICIES

The accompanying Schedule of Expenditures of Federal Awards (the Schedule) includes the federal award activity of the Valley View Local School District under programs of the federal government for the fiscal year ended June 30, 2023 and is prepared in accordance with the cash basis of accounting. The information on this Schedule is prepared in accordance with the requirements of Title 2 U.S. Code of Federal Regulations Part 200, *Uniform Administrative Requirements, Cost Principles, and Audit Requirements for Federal Awards* (Uniform Guidance). Because the Schedule presents only a selected portion of the operations of the Valley View Local School District, it is not intended to and does not present the financial position, or changes in net position of the Valley View Local School District. Such expenditures are recognized following cost principles contained in Uniform Guidance wherein certain types of expenditures may or may not be limited as to reimbursement.

NOTE 2 – DE MINIMIS COST RATE

CFR Section 200.414 of the Uniform Guidance allows a non-federal entity that has never received a negotiated indirect cost rate to charge a de minimis rate of 10% of modified total direct costs to indirect costs. The Valley View Local School District has not elected to use the 10-percent de minimis indirect cost rate as allowed under the Uniform Guidance.

NOTE 3 – CHILD NUTRITION CLUSTER

The Valley View Local School District commingles cash receipts from the U.S. Department of Agriculture with similar State grants. When reporting expenditures on this Schedule, the Valley View Local School District assumes it expends federal monies first.

NOTE 4 – FOOD DONATION PROGRAM

The Valley View Local School District reports commodities consumed on the Schedule at the entitlement value. The Valley View Local School District allocated donated food commodities to the respective program that benefitted from the use of those donated food commodities.

NOTE 5 – PASS-THROUGH FUNDS

The Valley View Local School District was awarded federal program allocations to be administered on their behalf by the Montgomery County Educational Service Center. For fiscal year 2023, the Valley View Local School District’s allocations were as follows:

<u>Grant/Program Name</u>	<u>ALN</u>	<u>Passed/Transferred to</u>	<u>Award Amount</u>
English Language Acquisitions State Grants - Title III	84.365A	Montgomery County Educational Service Center	\$ 332

**Independent Auditor’s Report on Internal Control Over Financial Reporting and on Compliance and Other
Matters Based on an Audit of Financial Statements Performed in Accordance With
*Government Auditing Standards***

Valley View Local School District
Montgomery County
59 Peffley Street
Germantown, Ohio 45327

To the Members of the Board of Education:

We have audited, in accordance with the auditing standards generally accepted in the United States of America and the standards applicable to financial audits contained in *Government Auditing Standards* issued by the Comptroller General of the United States, the financial statements of the governmental activities, each major fund, and the aggregate remaining fund information of the Valley View Local School District, Montgomery County, Ohio, as of and for the fiscal year ended June 30, 2023, and the related notes to the financial statements, which collectively comprise the Valley View Local School District’s basic financial statements, and have issued our report thereon dated February 23, 2024.

Report on Internal Control over Financial Reporting

In planning and performing our audit of the financial statements, we considered the Valley View Local School District’s internal control over financial reporting (internal control) as a basis for designing audit procedures that are appropriate in the circumstances for the purpose of expressing our opinions on the financial statements, but not for the purpose of expressing an opinion on the effectiveness of the Valley View Local School District’s internal control. Accordingly, we do not express an opinion on the effectiveness of the Valley View Local School District’s internal control.

A *deficiency in internal control* exists when the design or operation of a control does not allow management or employees, in the normal course of performing their assigned functions, to prevent, or detect and correct, misstatements, on a timely basis. A *material weakness* is a deficiency, or a combination of deficiencies, in internal control, such that there is a reasonable possibility that a material misstatement of the Valley View Local School District’s financial statements will not be prevented, or detected and corrected, on a timely basis. A *significant deficiency* is a deficiency, or a combination of deficiencies, in internal control that is less severe than a material weakness, yet important enough to merit attention by those charged with governance.

Our consideration of internal control was for the limited purpose described in the first paragraph of this section and was not designed to identify all deficiencies in internal control that might be material weaknesses or, significant deficiencies. Given these limitations, during our audit we did not identify any deficiencies in internal control that we consider to be material weaknesses. However, material weaknesses or significant deficiencies may exist that were not identified.

Report on Compliance and Other Matters

As part of obtaining reasonable assurance about whether the Valley View Local School District’s financial statements are free from material misstatement, we performed tests of its compliance with certain provisions of laws, regulations, contracts, and grant agreements, noncompliance with which could have a direct and material effect on the financial statements. However, providing an opinion on compliance with those provisions was not an objective of our audit, and accordingly, we do not express such an opinion. The results of our tests disclosed no instances of noncompliance or other matters that are required to be reported under *Government Auditing Standards*.

Valley View Local School District

Montgomery County

Independent Auditor's Report on Internal Control Over Financial Reporting and on Compliance and Other Matters

Based on an Audit of Financial Statements Performed in Accordance With *Government Auditing Standards*

Purpose of this Report

The purpose of this report is solely to describe the scope of our testing of internal control and compliance and the results of that testing, and not to provide an opinion on the effectiveness of the Valley View Local School District's internal control or on compliance. This report is an integral part of an audit performed in accordance with *Government Auditing Standards* in considering the Valley View Local School District's internal control and compliance. Accordingly, this communication is not suitable for any other purpose.



Julian & Grube, Inc.

February 23, 2024

**Independent Auditor’s Report on Compliance for Each Major Federal Program
and on Internal Control Over Compliance Required by the Uniform Guidance**

Valley View Local School District
Montgomery County
59 Peffley Street
Germantown, Ohio 45327

To the Members of the Board of Education:

Report on Compliance for Each Major Federal Program

Opinion on Each Major Federal Program

We have audited the Valley View Local School District’s compliance with the types of compliance requirements identified as subject to audit in the U.S. Office of Management and Budget (OMB) *Compliance Supplement* that could have a direct and material effect on each of the Valley View Local School District’s major federal programs for the fiscal year ended June 30, 2023. The Valley View Local School District’s major federal programs are identified in the summary of auditor’s results section of the accompanying schedule of findings.

In our opinion, the Valley View Local School District complied, in all material respects, with the compliance requirements referred to above that could have a direct and material effect on each of its major federal programs for the fiscal year ended June 30, 2023.

Basis for Opinion on Each Major Federal Program

We conducted our audit of compliance in accordance with auditing standards generally accepted in the United States of America; the standards applicable to financial audits contained in *Government Auditing Standards*, issued by the Comptroller General of the United States; and the audit requirements of Title 2 U.S. *Code of Federal Regulations* Part 200, *Uniform Administrative Requirements, Cost Principles, and Audit Requirements for Federal Awards* (Uniform Guidance). Our responsibilities under those standards and the Uniform Guidance are further described in the “Auditor’s Responsibilities for the Audit of Compliance” section of our report.

We are required to be independent of the Valley View Local School District and to meet our other ethical responsibilities, in accordance with relevant ethical requirements relating to our audit. We believe that the audit evidence we have obtained is sufficient and appropriate to provide a basis for our opinion on compliance for each major federal program. Our audit does not provide a legal determination of the Valley View Local School District’s compliance with the compliance requirements referred to above.

Responsibilities of Management for Compliance

Management is responsible for compliance with the requirements referred to above and for the design, implementation, and maintenance of effective internal control over compliance with the requirements of laws, statutes, regulations, rules, and provisions of contracts or grant agreements applicable to the Valley View Local School District’s federal programs.

Valley View Local School District
Montgomery County
Independent Auditor's Report on Compliance for Each Major Federal Program
and on Internal Control Over Compliance Required by the Uniform Guidance

Auditor's Responsibilities for the Audit of Compliance

Our objectives are to obtain reasonable assurance about whether material noncompliance with the compliance requirements referred to above occurred, whether due to fraud or error, and express an opinion on the Valley View Local School District's compliance based on our audit. Reasonable assurance is a high level of assurance but is not absolute assurance and therefore is not a guarantee that an audit conducted in accordance with generally accepted auditing standards, *Government Auditing Standards*, and the Uniform Guidance will always detect material noncompliance when it exists. The risk of not detecting material noncompliance resulting from fraud is higher than for that resulting from error, as fraud may involve collusion, forgery, intentional omissions, misrepresentations, or the override of internal control. Noncompliance with the compliance requirements referred to above is considered material if there is a substantial likelihood that, individually or in the aggregate, it would influence the judgment made by a reasonable user of the report on compliance about the Valley View Local School District's compliance with the requirements of each major federal program as a whole.

In performing an audit in accordance with generally accepted auditing standards, *Government Auditing Standards*, and the Uniform Guidance, we:

- Exercise professional judgment and maintain professional skepticism throughout the audit.
- Identify and assess the risks of material noncompliance, whether due to fraud or error, and design and perform audit procedures responsive to those risks. Such procedures include examining, on a test basis, evidence regarding the Valley View Local School District's compliance with the compliance requirements referred to above and performing such other procedures as we considered necessary in the circumstances.
- Obtain an understanding of the Valley View Local School District's internal control over compliance relevant to the audit in order to design audit procedures that are appropriate in the circumstances and to test and report on internal control over compliance in accordance with the Uniform Guidance, but not for the purpose of expressing an opinion on the effectiveness of the Valley View Local School District's internal control over compliance. Accordingly, no such opinion is expressed.

We are required to communicate with those charged with governance regarding, among other matters, the planned scope and timing of the audit and any significant deficiencies and material weaknesses in internal control over compliance that we identified during the audit.

Other Matters

The results of our auditing procedures disclosed an instance of noncompliance which is required to be reported in accordance with the Uniform Guidance and which is described in the accompanying schedule of findings as item 2023-001. Our opinion on the major federal program is not modified with respect to this matter.

Government Auditing Standards requires the auditor to perform limited procedures on the Valley View Local School District's response to the noncompliance finding identified in our compliance audit described in the accompanying corrective action plan. The Valley View Local School District's response was not subjected to the other auditing procedures applied in the audit of compliance and, accordingly, we express no opinion on the response.

Report on Internal Control over Compliance

A deficiency in internal control over compliance exists when the design or operation of a control over compliance does not allow management or employees, in the normal course of performing their assigned functions, to prevent, or detect and correct, noncompliance with a type of compliance requirement of a federal program on a timely basis. A *material weakness in internal control over compliance* is a deficiency, or a combination of deficiencies, in internal control over compliance, such that there is a reasonable possibility that material noncompliance with a type of compliance requirement of a federal program will not be prevented, or detected and corrected, on a timely basis. A *significant deficiency in internal control over compliance* is a deficiency, or a combination of deficiencies, in internal control over compliance with a type of compliance requirement of a federal program that is less severe than a material weakness in internal control over compliance, yet important enough to merit attention by those charged with governance.

Our consideration of internal control over compliance was for the limited purpose described in the "Auditor's Responsibilities for the Audit of Compliance" section above and was not designed to identify all deficiencies in internal control over compliance that might be material weaknesses or significant deficiencies in internal control over compliance. Given these limitations, during our audit we did not identify any deficiencies in internal control over compliance that we consider to be material weaknesses, as defined above. However, material weaknesses or significant deficiencies in internal control over compliance may exist that were not identified.

Our audit was not designed for the purpose of expressing an opinion on the effectiveness of internal control over compliance. Accordingly, no such opinion is expressed.

The purpose of this report on internal control over compliance is solely to describe the scope of our testing of internal control over compliance and the results of that testing based on the requirements of the Uniform Guidance. Accordingly, this report is not suitable for any other purpose.



Julian & Grube, Inc.
February 23, 2024

**VALLEY VIEW LOCAL SCHOOL DISTRICT
MONTGOMERY COUNTY, OHIO**

**SCHEDULE OF FINDINGS
2 CFR § 200.515
JUNE 30, 2023**

1. SUMMARY OF AUDITOR'S RESULTS		
<i>(d)(1)(i)</i>	<i>Type of Financial Statement Opinion</i>	Unmodified
<i>(d)(1)(ii)</i>	<i>Were there any material weaknesses in internal control reported at the financial statement level (GAGAS)?</i>	No
<i>(d)(1)(ii)</i>	<i>Were there any significant deficiencies in internal control reported at the financial statement level (GAGAS)?</i>	No
<i>(d)(1)(iii)</i>	<i>Was there any reported material noncompliance at the financial statement level (GAGAS)?</i>	No
<i>(d)(1)(iv)</i>	<i>Were there any material weaknesses in internal control reported for major federal programs?</i>	No
<i>(d)(1)(iv)</i>	<i>Were there any significant deficiencies in internal control reported for major federal programs?</i>	No
<i>(d)(1)(v)</i>	<i>Type of Major Program's Compliance Opinion</i>	Unmodified
<i>(d)(1)(vi)</i>	<i>Are there any reportable findings under 2 CFR §200.516(a)?</i>	Yes
<i>(d)(1)(vii)</i>	<i>Major Program (listed):</i>	Child Nutrition Cluster; COVID-19 – Education Stabilization Fund (ALN 84.425)
<i>(d)(1)(viii)</i>	<i>Dollar Threshold: Type A/B Programs</i>	Type A: >\$750,000 Type B: all others
<i>(d)(1)(ix)</i>	<i>Low Risk Auditee under 2 CFR § 200.520?</i>	Yes

2. FINDINGS RELATED TO THE BASIC FINANCIAL STATEMENTS REQUIRED TO BE REPORTED IN ACCORDANCE WITH GAGAS

None

**VALLEY VIEW LOCAL SCHOOL DISTRICT
MONTGOMERY COUNTY, OHIO**

**SCHEDULE OF FINDINGS
2 CFR § 200.515
JUNE 30, 2023**

3. FINDINGS AND QUESTIONED COSTS FOR FEDERAL AWARDS

Finding Number	2023-001
ALN Title and Number	Child Nutrition Cluster
Federal Award Number/Year	2023
Federal Agency	U.S. Department of Agriculture
Pass-Through Agency	Ohio Department of Education and Workforce

Noncompliance:

Under the requirements of 2 CFR 200.516(a)(6), known or likely fraud affecting a Federal award must be reported as an audit finding in the schedule of findings and questioned costs.

A child’s eligibility for free or reduced price meals under the Child Nutrition Cluster program may be established by the submission of an annual application or statement which furnishes such information as family income and family size. It was noted an employee of the District filled out an online application for free or reduced price meals with false information, resulting in their children receiving free meals. The District is not required to verify all applications and the information within them, other than an annual verification process that results in a random sample of applicants. This employee was not randomly selected for this verification process.

By the employee submitting a false application, the District may be overclaiming Federal reimbursements for the food service program, which could result in questioned costs, penalties, or sanctions from the Federal awarding agency.

We recommend the District including an additional procedure for employees filling out applications to perform some level of verification on the information they submit, utilizing the employee’s personnel files already on hand at the District.



VALLEY VIEW LOCAL SCHOOL DISTRICT

59 Peffley Street, Germantown, OH 45327 937.855.6581

Our Schools. Our Students. Our Future.

CORRECTIVE ACTION PLAN

2 CFR 200.511(c)

JUNE 30, 2023

Finding Number	Planned Corrective Action	Anticipated Completion Date	Responsible Contact Person
2023-001	District will work with legal counsel to establish parameters to execute verification for cause as outlined in USDA Food and Nutrition Services, Child Nutrition Programs Eligibility Manual for School Meals - Determining and Verifying Eligibility, Section 6 – Verification. District will work within established parameters to verify district employee salaries of approved applications submitted by district employees	5/1/2023	Valorie Hill, Treasurer

OHIO AUDITOR OF STATE KEITH FABER



VALLEY VIEW LOCAL SCHOOL DISTRICT

MONTGOMERY COUNTY

AUDITOR OF STATE OF OHIO CERTIFICATION

This is a true and correct copy of the report, which is required to be filed pursuant to Section 117.26, Revised Code, and which is filed in the Office of the Ohio Auditor of State in Columbus, Ohio.



Certified for Release 5/2/2024

88 East Broad Street, Columbus, Ohio 43215
Phone: 614-466-4514 or 800-282-0370

This report is a matter of public record and is available online at
www.ohioauditor.gov