

**ZENITH ACADEMY
FRANKLIN COUNTY, OHIO**

SINGLE AUDIT REPORT

**FOR THE FISCAL YEAR
ENDED JUNE 30, 2023**

Zupka & Associates
Certified Public Accountants

OHIO AUDITOR OF STATE
KEITH FABER



88 East Broad Street
Columbus, Ohio 43215
IPAReport@ohioauditor.gov
(800) 282-0370

Board of Directors
Zenith Academy
4606 Heaton Road
Columbus, Ohio 43229

We have reviewed the *Independent Auditor's Report* of Zenith Academy, Franklin County, prepared by Zupka & Associates, for the audit period July 1, 2022 through June 30, 2023. Based upon this review, we have accepted these reports in lieu of the audit required by Section 117.11, Revised Code. The Auditor of State did not audit the accompanying financial statements and, accordingly, we are unable to express, and do not express an opinion on them.

Our review was made in reference to the applicable sections of legislative criteria, as reflected by the Ohio Constitution, and the Revised Code, policies, procedures and guidelines of the Auditor of State, regulations and grant requirements. Zenith Academy is responsible for compliance with these laws and regulations.

A handwritten signature in cursive script that reads "Keith Faber".

Keith Faber
Auditor of State
Columbus, Ohio

March 18, 2024

This page intentionally left blank.

**ZENITH ACADEMY
FRANKLIN COUNTY, OHIO
SINGLE AUDIT REPORT
FOR THE FISCAL YEAR ENDED JUNE 30, 2023**

TABLE OF CONTENTS

	<u>Page</u>
Independent Auditor's Report	1-3
Management's Discussion and Analysis	5-11
Basic Financial Statements:	
Statement of Net Position	12
Statement of Revenues, Expenses and Changes in Net Position	13
Statement of Cash Flows	14-15
Notes to the Basic Financial Statements	16-42
Required Supplementary Information:	
Schedules of the Academy's Proportionate Share of Net Pension Liability - School Employees Retirement System of Ohio - Last Ten Fiscal Years	43
State Teachers Retirement System of Ohio - Last Ten Fiscal Years	44
Schedules of Academy Contributions - Pension School Employees Retirement System of Ohio - Last Ten Fiscal Years	45
State Teachers Retirement System of Ohio - Last Ten Fiscal Years	46
Schedules of the Academy's Proportionate Share of the Net OPEB Liability - School Employees Retirement System of Ohio - Last Seven Fiscal Years	47
Schedules of the Academy's Proportionate Share of the Net OPEB Liability/Asset - State Teachers Retirement System of Ohio - Last Seven Fiscal Years	48
Schedules of Academy Contributions - OPEB School Employees Retirement System of Ohio - Last Ten Fiscal Years	49
State Teachers Retirement System of Ohio - Last Ten Fiscal Years	50
Notes to the Required Supplementary Information	51-54
Schedule of Expenditures of Federal Awards	55
Notes to the Schedule of Expenditures of Federal Awards	56
Independent Auditor's Report on Internal Control over Financial Reporting and on Compliance and Other Matters Based on an Audit of Financial Statements Performed in Accordance with <i>Government Auditing Standards</i>	57-58
Independent Auditor's Report on Compliance for Each Major Federal Program and on Internal Control Over Compliance Required by the Uniform Guidance	59-61
Schedule of Findings and Questioned Costs	62
Schedule of Prior Audit Findings and Recommendations	63

This page intentionally left blank.

INDEPENDENT AUDITOR'S REPORT

Zenith Academy
Franklin County
4606 Heaton Road
Columbus, Ohio 43229

To the Members of the Board:

Report on the Financial Statements

Opinion

We have audited the accompanying financial statements of the Zenith Academy, Franklin County, Ohio, (the Academy) as of and for the year ended June 30, 2023, and the related notes to the financial statements, which collectively comprise the Academy's basic financial statements as listed in the table of contents.

In our opinion, the financial statements referred to above present fairly, in all material respects, the financial position of the Zenith Academy as of June 30, 2023, and the changes in financial position and cash flows thereof for the year then ended in accordance with accounting principles generally accepted in the United States of America.

Basis for Opinion

We conducted our audit in accordance with auditing standards generally accepted in the United States of America (GAAS) and the standards applicable to financial audits contained in *Government Auditing Standards (Government Auditing Standards)*, issued by the Comptroller General of the United States. Our responsibilities under those standards are further described in the Auditor's Responsibilities for the Audit of the Financial Statements section of our report. We are required to be independent of the Academy, and to meet our other ethical responsibilities, in accordance with the relevant ethical requirements relating to our audit. We believe that the audit evidence we have obtained is sufficient and appropriate to provide a basis for our audit opinion.

Responsibilities of Management for the Financial Statements

Management is responsible for the preparation and fair presentation of the financial statements in accordance with accounting principles generally accepted in the United States of America, and for the design, implementation, and maintenance of internal control relevant to the preparation and fair presentation of financial statements that are free from material misstatement, whether due to fraud or error.

In preparing the financial statements, management is required to evaluate whether there are conditions or events, considered in the aggregate, that raise substantial doubt about the Academy's ability to continue as a going concern for twelve months beyond the financial statement date, including any currently known information that may raise substantial doubt shortly thereafter.

Auditor's Responsibilities for the Audit of the Financial Statements

Our objectives are to obtain reasonable assurance about whether the financial statements as a whole are free from material misstatement, whether due to fraud or error, and to issue an auditor's report that

includes our opinion. Reasonable assurance is a high level of assurance but is not absolute assurance and therefore is not a guarantee that an audit conducted in accordance with GAAS and *Government Auditing Standards* will always detect a material misstatement when it exists. The risk of not detecting a material misstatement resulting from fraud is higher than for one resulting from error, as fraud may involve collusion, forgery, intentional omissions, misrepresentations, or the override of internal control. Misstatements are considered material if there is a substantial likelihood that, individually or in the aggregate, they would influence the judgment made by a reasonable user based on the financial statements.

In performing an audit in accordance with GAAS and *Government Auditing Standards*, we

- exercise professional judgment and maintain professional skepticism throughout the audit.
- identify and assess the risks of material misstatement of the financial statements, whether due to fraud or error, and design and perform audit procedures responsive to those risks. Such procedures include examining, on a test basis, evidence regarding the amounts and disclosures in the financial statements.
- obtain an understanding of internal control relevant to the audit in order to design audit procedures that are appropriate in the circumstances, but not for the purpose of expressing an opinion on the effectiveness of the Academy's internal control. Accordingly, no such opinion is expressed.
- evaluate the appropriateness of accounting policies used and the reasonableness of significant accounting estimates made by management, as well as evaluate the overall presentation of the financial statements.
- conclude whether, in our judgment, there are conditions or events, considered in the aggregate, that raise substantial doubt about the Academy's ability to continue as a going concern for a reasonable period of time.

We are required to communicate with those charged with governance regarding, among other matters, the planned scope and timing of the audit, significant audit findings, and certain internal control-related matters that we identified during the audit.

Required Supplementary Information

Accounting principles generally accepted in the United States of America require that the Management's Discussion and Analysis and Schedules of Net Pension and Postemployment Benefit Liabilities and Pension and Postemployment Benefit Contributions, as listed in the table of contents, be presented to supplement the basic financial statements. Such information is the responsibility of management and, although not a part of the basic financial statements, is required by the Governmental Accounting Standards Board who considers it to be an essential part of financial reporting for placing the basic financial statements in an appropriate operational, economic, or historical context. We have applied certain limited procedures to the required supplementary information in accordance with auditing standards generally accepted in the United States of America, which consisted of inquiries of management about the methods of preparing the information and comparing the information for consistency with management's responses to our inquiries, the basic financial statements, and other knowledge we obtained during our audit of the basic financial statements. We do not express an opinion or provide any assurance on the information because the limited procedures do not provide us with sufficient evidence to express an opinion or provide any assurance.

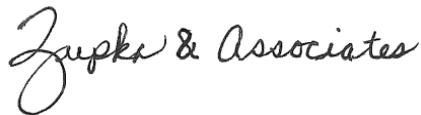
Supplementary Information

Our audit was conducted for the purpose of forming an opinion on the financial statements that collectively comprise the Academy's basic financial statements. The Schedule of Expenditures of Federal Awards is presented for purposes of additional analysis as required by Title 2 U.S. Code of Federal Regulations (CFR) Part 200, Uniform Administrative Requirements, Cost Principles, and Audit

Requirements for Federal Awards, and is not a required part of the basic financial statements. Such information is the responsibility of management and was derived from and relates directly to the underlying accounting and other records used to prepare the basic financial statements. The information has been subjected to the auditing procedures applied in the audit of the basic financial statements and certain additional procedures, including comparing and reconciling such information directly to the underlying accounting and other records used to prepare the basic financial statements or to the basic financial statements themselves, and other additional procedures in accordance with auditing standards generally accepted in the United States of America. In our opinion, the Schedule of Expenditures of Federal Awards is fairly stated, in all material respects, in relation to the basic financial statements as a whole.

Other Reporting Required by *Government Auditing Standards*

In accordance with *Government Auditing Standards*, we have also issued our report dated January 29, 2024, on our consideration of the Academy's internal control over financial reporting and on our tests of its compliance with certain provisions of laws, regulations, contracts, and grant agreements and other matters. The purpose of that report is solely to describe the scope of our testing of internal control over financial reporting and compliance and the results of that testing, and not to provide an opinion on the effectiveness of the Academy's internal control over financial reporting or on compliance. That report is an integral part of an audit performed in accordance with *Government Auditing Standards* in considering the Academy's internal control over financial reporting and compliance.



Zupka & Associates
Certified Public Accountants

January 29, 2024

This page intentionally left blank.

ZENITH ACADEMY – FRANKLIN COUNTY, OHIO

MANAGEMENT’S DISCUSSION AND ANALYSIS FOR THE YEAR ENDED JUNE 30, 2023

The discussion and analysis of the Zenith Academy (the Academy) financial performance provides an overall review of the Academy’s financial activities for the fiscal year ended June 30, 2023. The intent of this discussion and analysis is to look at the Academy’s’ financial performance as a whole; readers should also review the basic financial statements and notes to the basic financial statements to enhance their understanding of the Academy’s financial performance.

The Management’s Discussion and Analysis (the MD&A) is an element of the new reporting model adopted by the Governmental Accounting Standards Board (GASB) in their Statement No. 34 Basic Financial Statements – and Management’s Discussion and Analysis – for State and Local Governments. Certain comparative information between the current fiscal year and the prior fiscal year is required to be presented in the MD&A.

FINANCIAL HIGHLIGHTS

Key Financial Highlights for the Academy for the 2022-23 Academy year are as follows:

- Total Assets increased \$1,077,099.
- Total Liabilities increased \$2,594,154.
- Total Net Position increased \$369,854.
- Total Operating and Non-Operating revenues were \$9,110,676. Total Operating and Non-Operating expenses were \$8,740,822.

USING THIS ANNUAL REPORT

This report consists of three parts: the basic financial statements, notes to those statements, and required supplemental information. The basic financial statements include a Statement of Net Position, a Statement of Revenues, Expenses and Changes in Fund Net Position, and a Statement of Cash Flows.

The Statement of Net Position and Statement of Revenues, Expenses, and Changes in Net Position reflect how the Academy did financially during fiscal year 2023. These statements include all assets and deferred outflows and liabilities and deferred inflows using the accrual basis of accounting similar to the accounting used by most private-sector companies. This basis of accounting includes all of the current year revenues and expenses regardless of when cash is received or paid.

These statements report the Academy’s Net Position and changes in net position. This change in Net Position is important because it tells the reader whether the financial position of the Academy has improved or diminished. The causes of this change may be the result of many factors, some financial, some not. Non-financial factors include the Academy’s student enrollment, per-pupil funding as determined by the State of Ohio, change in technology, required educational programs and other factors.

The Academy uses enterprise presentation for all of its activities.

ZENITH ACADEMY – FRANKLIN COUNTY, OHIO

MANAGEMENT’S DISCUSSION AND ANALYSIS
FOR THE YEAR ENDED JUNE 30, 2023

Statement of Net Position - The Statement of Net Position answers the question of how the Academy did financially during 2023. This statement includes all assets, deferred outflows of resources, liabilities, and deferred inflows of resources, both financial and capital, and short-term and long-term using the accrual basis of accounting and economic resource focus, which is similar to the accounting used by most private-sector companies. This basis of accounting takes into account all revenues and expenses during the year, regardless of when the cash is received or paid.

Table 1 provides a summary of the Academy’s Net Position for fiscal year 2023 compared to fiscal year 2022.

Table 1
Statement of Net Position

	<u>2023</u>	<u>2022</u>
Assets		
Current Assets	\$ 1,883,463	\$ 1,322,604
Noncurrent Assets	339,208	302,416
Capital Assets, Net	<u>6,179,725</u>	<u>5,700,277</u>
Total Assets	<u>8,402,396</u>	<u>7,325,297</u>
Deferred Outflows of Resources		
	<u>1,953,495</u>	<u>1,793,099</u>
Liabilities		
Current Liabilities	2,238,089	1,370,610
Non-Current Liabilities	<u>7,602,112</u>	<u>5,875,437</u>
Total Liabilities	<u>9,840,201</u>	<u>7,246,047</u>
Deferred Inflows of Resources		
	<u>1,742,304</u>	<u>3,468,817</u>
Net Position		
Net Investment in Capital Assets	3,519,607	2,860,792
Unrestricted	<u>(4,746,221)</u>	<u>(4,457,260)</u>
Total Net Position	<u>\$ (1,226,614)</u>	<u>\$ (1,596,468)</u>

Total Assets increased due primarily changes in capital assets additions exceeding depreciation expense and increases in intergovernmental receivables, offset by decreases in cash from operations and accounts receivable. Total Liabilities increased due to increases in accruals related to GASB 68/75 and accrued expenses, offset by decreases in accounts payable and accrued wages and benefits.

ZENITH ACADEMY – FRANKLIN COUNTY, OHIO

MANAGEMENT'S DISCUSSION AND ANALYSIS FOR THE YEAR ENDED JUNE 30, 2023

The Academy has adopted GASB Statement 68, "Accounting and Financial Reporting for Pensions—an Amendment of GASB Statement 27," and GASB Statement 75, "Accounting and Financial Reporting for Postemployment Benefits Other Than Pensions," which significantly revises accounting for costs and liabilities related to other postemployment benefits (OPEB). For reasons discussed below, many end users of this financial statement will gain a clearer understanding of the Academy's actual financial condition by adding deferred inflows related to pension and OPEB, the net pension liability and the net OPEB asset/liability to the reported net position and subtracting deferred outflows related to pension and OPEB.

Governmental Accounting Standards Board standards are national and apply to all government financial reports prepared in accordance with generally accepted accounting principles. Prior accounting for pensions (GASB 27) and postemployment benefits (GASB 45) focused on a funding approach. This approach limited pension and OPEB costs to contributions annually required by law, which may or may not be sufficient to fully fund each plan's net pension liability or net OPEB asset/liability. GASB 68 and GASB 75 take an earnings approach to pension and OPEB accounting; however, the nature of Ohio's statewide pension/OPEB plans and state law governing those systems requires additional explanation in order to properly understand the information presented in these statements.

GASB 68 and GASB 75 require the net pension liability and the net OPEB asset/liability to equal the Academy's proportionate share of each plan's collective:

1. Present value of estimated future pension/OPEB benefits attributable to active and inactive employees' past service
2. Minus plan assets available to pay these benefits

GASB notes that pension and OPEB obligations, whether funded or unfunded, are part of the "employment exchange" – that is, the employee is trading his or her labor in exchange for wages, benefits, and the promise of a future pension and other postemployment benefits. GASB noted that the unfunded portion of this promise is a present obligation of the government, part of a bargained-for benefit to the employee, and should accordingly be reported by the government as a liability since they received the benefit of the exchange. However, the Academy is not responsible for certain key factors affecting the balance of these liabilities. In Ohio, the employee shares the obligation of funding pension benefits with the employer. Both employer and employee contribution rates are capped by State statute. A change in these caps requires action of both Houses of the General Assembly and approval of the Governor. Benefit provisions are also determined by State statute. The Ohio revised Code permits, but does not require the retirement systems to provide healthcare to eligible benefit recipients. The retirement systems may allocate a portion of the employer contributions to provide for these OPEB benefits.

The employee enters the employment exchange with the knowledge that the employer's promise is limited not by contract but by law. The employer enters the exchange also knowing that there is a specific, legal limit to its contribution to the retirement system. In Ohio, there is no legal means to enforce the unfunded liability of the pension/OPEB plan as against the public employer. State law operates to mitigate/lessen the moral obligation of the public employer to the employee, because all parties enter the employment exchange with notice as to the law. The retirement system is responsible for the administration of the pension and OPEB plans.

ZENITH ACADEMY – FRANKLIN COUNTY, OHIO

MANAGEMENT'S DISCUSSION AND ANALYSIS FOR THE YEAR ENDED JUNE 30, 2023

Most long-term liabilities have set repayment schedules or, in the case of compensated absences (i.e. sick and vacation leave), are satisfied through paid time-off or termination payments. There is no repayment schedule for the net pension liability or the net OPEB asset/liability. As explained above, changes in benefits, contribution rates, and return on investments affect the balance of these liabilities, but are outside the control of the local government. In the event that contributions, investment returns, and other changes are insufficient to keep up with required payments, State statute does not assign/identify the responsible party for the unfunded portion. Due to the unique nature of how the net pension liability and the net OPEB asset/liability are satisfied, these liabilities are separately identified within the long-term liability section of the statement of net position.

In accordance with GASB 68 and GASB 75, the Academy's statements prepared on an accrual basis of accounting include an annual pension expense and an annual OPEB expense for their proportionate share of each plan's change in net pension liability and net OPEB asset/liability, respectively, not accounted for as deferred inflows/outflows.

There was a significant change in net pension / OPEB liability / asset for the Academy. The fluctuations are due to changes in the actuarial liabilities / assets and related accruals that are passed through to the Academy's financial statement. All components of pension and OPEB accruals contribute to the fluctuations in deferred outflows / inflows and net pension/OPEB liabilities/asset and are described in more detail in their respective notes.

Statement of Revenues, Expenses and Change in Net Position - Table 2 shows the change in Net Position for fiscal years 2023 and 2022 as well as a listing of revenues and expenses. This change in Net Position is important because it tells the reader that, for the Academy as a whole, the financial position of the Academy has improved or diminished. The cause of this may be the result of many factors, some financial, some not. Non-financial factors include the current laws in Ohio restricting revenue growth, facility conditions, required educational programs and other factors.

ZENITH ACADEMY – FRANKLIN COUNTY, OHIO

MANAGEMENT’S DISCUSSION AND ANALYSIS
FOR THE YEAR ENDED JUNE 30, 2023

Table 2
Change in Net Position

	2023	2022
Operating Revenues		
State Aid	\$ 4,594,690	\$ 4,745,855
Other	9,532	17,384
Total Operating Revenues	4,604,222	4,763,239
Operating Expenses		
Salaries	2,640,991	2,884,215
Fringe Benefits	715,326	430,394
Purchased Services	3,918,585	3,057,663
Supplies	186,253	166,893
Depreciation	1,003,153	721,828
Other	39,484	36,752
Total Operating Expenses	8,503,792	7,297,745
Operating (Loss)	(3,899,570)	(2,534,506)
Non-Operating Revenues		
Federal and State Grants	3,805,981	3,433,621
Other Grants	700,473	2,719
Lease Interest Expense	(237,030)	(233,761)
Debt Forgiveness	-	-
Total Revenues/ (Expenses)	4,269,424	3,202,579
Change in Net Position	\$ 369,854	\$ 668,073

Revenue decreased in state aid from enrollment decreases from the prior year. Operating expenses increased mainly due to fluctuations in accruals related to GASB 68/75 implementation. Non-operating revenues increased due to additional COVID-19 related funding allocations.

BUDGETING HIGHLIGHTS

Unlike other public schools located in the State of Ohio, community schools are not required to follow budgetary provisions set forth in Ohio Rev. Code Chapter 5705 (with the exception section 5705.391 – Five Year Forecasts), unless specifically provided in the community Academy’s contract with its Sponsor. The contract between the Academy and its Sponsor does prescribe a budgetary process. The Academy must prepare and submit a detail budget for every fiscal year to the Board of Directors and its Sponsor. The five-year forecast is also submitted to the Ohio Department of Education, annually.

ZENITH ACADEMY – FRANKLIN COUNTY, OHIO

MANAGEMENT'S DISCUSSION AND ANALYSIS FOR THE YEAR ENDED JUNE 30, 2023

CAPITAL ASSETS

At fiscal yearend, the Academy's net capital asset balance was \$6,179,725. This balance represents current year additions of \$1,482,601 offset by current year depreciation of \$1,003,153. For more information on capital assets, see Note 5 of the Basic Financial Statements.

DEBT ADMINISTRATION

At fiscal year end, the School had \$2,660,118 in outstanding lease obligations. For more information on lease obligations, see Note 6 of the Basic Financial Statements.

CURRENT FINANCIAL ISSUES

The School is a community School and is funded through the State of Ohio Foundation Program. The School relies on this, as well as, State and Federal funds as its primary source of revenue. In 2022, the State replaced the existing funding formula with a new formula that was implemented in January 2022 as a result of changes in Ohio law under the passage of HB110. Under the new formula, community schools are funded directly with no deductions or transfers from the student's district of residence. The funding calculation for community schools uses several concepts and formulas, some of which also apply to traditional school districts. These primarily include Base Cost, Special Education, Disadvantaged Pupil Impact Aid, English Learners and Career Technical Education. Combined, these elements make up the Core Foundation Funding and the change in calculated amounts compared to the funding received in Fiscal Year 2020 are being phased-in at 16.67% in Fiscal Year 2022. The phase-in amount will increase to 33.33% in Fiscal Year 2023. Another key provision of HB 110 provided a guarantee that no school would receive less per pupil in Fiscal Year 2023 than it did in Fiscal Year 2022 as a result of implementing this formula change. Additionally, facility related funding was increased from \$250 per pupil to \$500 per pupil in Fiscal Year 2023 and is expected to remain at this level in Fiscal Year 2024.

In June 2023, the State Legislature passed the 24-25 biennial budget which included significant increases to community school funding, as well as, continuing the graduated phase-in approach initiated in last budget cycle. The phase-in percentage for 2024 and 2025 will be 50% and 66.67% respectively. In addition, schools will see an additional \$500 per student in facility funding, a \$650 per student equity grant for both 2024 and 2025, and a 12.1% increase in the per student Base Cost, increasing from \$7,352 to \$8,241.

The full-time equivalent enrollment of the Academy for the year ended June 30, 2023 was 451 compared to a figure of 487 at the end of fiscal year 2022.

Overall, the Academy will continue to provide learning opportunities and apply resources to best meet the needs of the students served.

ZENITH ACADEMY – FRANKLIN COUNTY, OHIO

**MANAGEMENT’S DISCUSSION AND ANALYSIS
FOR THE YEAR ENDED JUNE 30, 2023**

CONTACTING THE ACADEMY’S FINANCIAL MANAGEMENT

This financial report is designed to provide our citizens, taxpayers, investors and creditors with a general overview of the Academy’s finances and to demonstrate accountability for the money it receives. If you have questions about this report or need additional information contact the Academy’s Fiscal Officer, C. David Massa, CPA, of Massa Financial Solutions, LLC, 4606 Heaton Road, Columbus, Ohio 43229.

ZENITH ACADEMY - FRANKLIN COUNTY, OHIO
Statement of Net Position
June 30, 2023

Assets:

Current Assets:

Cash and Cash Equivalents	\$ 243,107
Accounts Receivable	265,160
Other Assets	7,000
Intergovernmental Receivable	1,368,196
Total Current Assets	<u>1,883,463</u>

Noncurrent Assets:

Net OPEB Asset	339,208
Capital Assets, net of Accumulated Depreciation	6,179,725
Total Non-Current Assets	<u>6,518,933</u>

Total Assets 8,402,396

Deferred Outflows of Resources:

Pension (STRS & SERS) Outflows	1,402,965
OPEB (STRS & SERS) Outflows	550,530
Total Deferred Outflows of Resources	<u>1,953,495</u>

Liabilities:

Current Liabilities:

Accounts Payable, Trade	89,974
Accrued Wages and Benefits	393,467
Accrued Expenses	1,423,531
Unearned Revenue	81,717
Current Portion of Long Term Debt	249,400
Total Current Liabilities	<u>2,238,089</u>

Noncurrent Liabilities:

Non-Current Portion of Long Term Obligations	2,410,718
Net Pension Liability	4,727,189
Net OPEB Liability	464,205
Total Noncurrent Liabilities	<u>7,602,112</u>

Total Liabilities 9,840,201

Deferred Inflows of Resources:

Pension (STRS & SERS)	929,575
OPEB (STRS & SERS)	812,729
Total Deferred Inflows of Resources	<u>1,742,304</u>

Net Position:

Invested in Capital Assets	3,519,607
Unrestricted Net Position	(4,746,221)
Total Net Position	<u>\$ (1,226,614)</u>

See Accompanying Notes to the Basic Financial Statements

ZENITH ACADEMY - FRANKLIN COUNTY, OHIO
Statement of Revenues, Expenses and Changes in Net Position
For the Fiscal Year Ended June 30, 2023

Operating Revenues:	
State Aid	\$ 4,594,690
Miscellaneous	9,532
Total Operating Revenues	<u>4,604,222</u>
Operating Expenses:	
Salaries	2,640,991
Fringe Benefits	715,326
Purchased Services	3,918,585
Depreciation	1,003,153
Supplies	186,253
Other Operating Expenses	39,484
Total Operating Expenses	<u>8,503,792</u>
Operating Income (Loss)	(3,899,570)
Non-Operating Revenues and (Expenses):	
Other Grants	700,473
Lease Interest Expense	(237,030)
Federal and State Restricted Grants	3,805,981
Net Non-operating Revenues and (Expenses)	<u>4,269,424</u>
Change in Net Position	369,854
Net Position - Beginning of Year	<u>(1,596,468)</u>
Net Position - End of Year	<u>\$ (1,226,614)</u>

See Accompanying Notes to the Basic Financial Statements

ZENITH ACADEMY - FRANKLIN COUNTY, OHIO
Statement of Cash Flows
For the Fiscal Year Ended June 30, 2023

CASH FLOWS FROM OPERATING ACTIVITIES	
State Aid Receipts	\$ 4,594,690
Miscellaneous	9,532
Cash Payments to Employees for Services	(2,791,294)
Cash Payments for Employee Benefits	(681,495)
Cash Payments to Suppliers for Goods and Services	<u>(3,192,251)</u>
Net Cash Provided By (Used For) Operating Activities	<u>(2,060,818)</u>
CASH FLOWS FROM NONCAPITAL FINANCING ACTIVITIES	
Federal and State Grant Receipts	2,745,652
Other Grants	<u>700,473</u>
Net Cash Provided By Noncapital Financing Activities	<u>3,446,125</u>
CASH FLOWS FROM CAPITAL & RELATED FINANCING ACTIVITIES	
Lease Interest Payments	(237,030)
Lease Principal Payments	(179,367)
Purchase of Capital Assets	<u>(1,482,601)</u>
Net Cash Provided By (Used For) Capital and Related Financing Activities	<u>(1,898,998)</u>
Net Increase/(Decrease) in Cash and Cash Equivalents	(513,691)
Cash and Cash Equivalents - Beginning of the Year	<u>756,798</u>
Cash and Cash Equivalents - Ending of the Year	<u>\$ 243,107</u>

See Accompanying Notes to the Basic Financial Statements

ZENITH ACADEMY - FRANKLIN COUNTY, OHIO
Statement of Cash Flows
For the Fiscal Year Ended June 30, 2023
(Continued)

Reconciliation of Operating Income (Loss) to Net Cash Provided By (Used For) Operating Activities	
Operating Income (Loss)	\$ (3,899,570)
 Adjustments to Reconcile Operating Income (Loss) to Net Cash Provided By (Used For) Operating Activities:	
Depreciation	1,003,153
 Changes in Assets, Liabilities, and Deferred Inflows and Outflows:	
(Increase)/ Decrease in Net OPEB Asset	(36,792)
(Increase)/ Decrease in Accounts Receivable	70,696
(Increase)/ Decrease in Other Assets	(3,200)
(Increase)/ Decrease in Deferred Outflows Pension	(66,251)
(Increase)/ Decrease in Deferred Outflows OPEB	(94,145)
Increase/(Decrease) in Accounts Payable, Trade	(6,874)
Increase/ (Decrease) in Net Pension Liability	1,975,803
Increase/ (Decrease) in Net OPEB Liability	(18,271)
Increase/ (Decrease) in Deferred Inflows Pension	(1,789,128)
Increase/ (Decrease) in Deferred Inflows OPEB	62,615
Increase/(Decrease) in Accrued Wages and Benefits	(150,303)
Increase/(Decrease) in Accrued Expenses	891,449
Net Cash Provided By (Used For) Operating Activities	<u>\$ (2,060,818)</u>

See Accompanying Notes to the Basic Financial Statements

ZENITH ACADEMY – FRANKLIN COUNTY, OHIO

**NOTES TO THE BASIC FINANCIAL STATEMENTS
FOR THE YEAR ENDED JUNE 30, 2023**

NOTE 1 - DESCRIPTION OF THE ENTITY

Zenith Academy (the Academy) is a nonprofit corporation established pursuant to Ohio Revised Code Chapters 3314 and 1702. The Academy is an approved tax-exempt organization under Section 501(C)(3) of the Internal Revenue Code. Management is not aware of any course of action or series of events that have occurred that might adversely affect the Academy's tax-exempt status. The mission of the Academy is to provide an educational environment wherein students at the Academy will build a foundation of knowledge, will master core skills, and will develop a life-long love of learning that will empower them to fulfill their roles as citizens. The Academy will accomplish this mission by focusing on knowledge, civic values, and service. The Academy is part of the State's education program, is nonsectarian in its programs, admission policies, employment practices, and all other operations.

The Academy began operations on April 1, 2006 and entered into a contract with The Educational Resource Consultants of Ohio (the Sponsor). The contract was renewed commencing July 1, 2015 and ending June 30, 2016. The contract has been extended another term through June 30, 2023. The Sponsor is responsible for evaluating the performance of the Academy and has the authority to deny renewal of the contract at its expiration.

The Academy operates under the direction of a five-member Board of Directors. The Board is responsible for carrying out the provisions of the sponsor contract, which include, but are not limited to, state mandated provisions regarding student population, curriculum, academic goals, performance standards, admission standards, and qualifications of teachers.

NOTE 2 - SUMMARY OF SIGNIFICANT ACCOUNTING POLICIES

The basic financial statements of the Academy have been prepared in conformity with generally accepted accounting principles (GAAP) as applied to governmental nonprofit organizations. The Governmental Accounting Standards Board (GASB) is the accepted standard-setting body for establishing governmental accounting and financial reporting principles. The more significant of the Academy's accounting policies are described below.

Basis of Presentation - The Academy's basic financial statements consist of a Statement of Net Position, a Statement of Revenue, Expenses and Change in Net Position, and a Statement of Cash Flows. Enterprise fund reporting focuses on the determination of the changes in Net Position, financial position and cash flows.

The Government Accounting Standards Board identifies the presentation of all financial activity to be reported within one enterprise fund for year-ending reporting purposes. Enterprise accounting is used to account for operations that are financed and operated in a manner similar to private business enterprise where the intent is that the cost (expense) of providing goods and services to the general public on a continuing basis be financed or recovered primarily through user charges.

ZENITH ACADEMY – FRANKLIN COUNTY, OHIO

**NOTES TO THE BASIC FINANCIAL STATEMENTS
FOR THE YEAR ENDED JUNE 30, 2023**

Measurement Focus and Basis of Accounting - The accounting and financial reporting treatment is determined by measurement focus. Enterprise accounting uses a flow of economic resources measurement focus. Under this measurement focus, all assets, all deferred outflows of resources, all liabilities, and all deferred inflows of resources are included on the Statement of Net Position. The Statement of Revenues, Expenses and Changes in Net Position presents increases (e.g., revenues) and decreases (e.g., expenses) in total Net Position.

Basis of accounting refers to when revenues and expenses are recognized in the accounts and reported in the financial statements. Basis of accounting is used for reporting purposes. Revenues are recognized when they are earned, and expenses are recognized when they are incurred.

Budgetary Process - Community schools are statutorily required to adopt a budget by Ohio Revised Code 3314.032(C). However, unlike traditional public schools located in the State of Ohio, community schools are not required to follow the specific budgetary process and limits set forth in the Ohio Revised Code Chapter 5705, unless specifically provided in the contract between the Academy and its Sponsor. The contract between the Academy and its Sponsor does not require the Academy to follow the provisions Ohio Revised Code Chapter 5705; therefore, no budgetary information is presented in the basic financial statements.

Cash and Cash Equivalents - All cash received by the Academy is maintained in a demand deposit account. During fiscal year 2023, the Academy held no investments.

Estimates - The preparation of financial statements in conformity with generally accepted accounting principles requires management to make estimates and assumptions that affect the amounts reported in the financial statements and accompanying notes. Actual results may differ from these estimates.

Capital Assets and Depreciation - Capital assets are capitalized at cost. Donated Capital Assets are recorded at their acquisition values as of the date received. The costs of additions are capitalized and expenditures for repairs and maintenance are expensed when incurred. When property is sold or retired, the related costs and accumulated depreciation are removed from the financial records and any gain or loss is included in additions to or deductions from Net Position. Capital assets were \$6,179,725 as of June 30, 2023, net of accumulated depreciation.

Depreciation of capital assets is calculated utilizing the straight-line method over the estimated useful lives of the asset which are as follows:

<u>Asset Class</u>	<u>Useful Life</u>
Computers & Software	3 years
Furniture, Fixtures, & Equipment	5 years
Leasehold Improvements	27 years
Vehicles	5 years
Building	40 years or lessor of lease

ZENITH ACADEMY – FRANKLIN COUNTY, OHIO

**NOTES TO THE BASIC FINANCIAL STATEMENTS
FOR THE YEAR ENDED JUNE 30, 2023**

The Academy's policy for asset capitalization threshold is \$5,000. Assets or certain asset groups not meeting the capitalization threshold are not capitalized and are not included in the assets represented in the accompany statement of Net Position.

The School is reporting an intangible right to use assets related to leased buildings, structures, and improvements. These intangible assets are being amortized in a systematic and rational manner over the shorter of the lease term or the useful life of the underlying asset.

Intergovernmental Revenues - The Academy currently participates in the State Foundation Program. Revenues received from this program are recognized as operating revenues in the accounting period in which all eligibility requirements have been met. Grants and entitlements are recognized as non-operating revenues in the accounting period in which eligibility requirements have been met.

Eligibility requirements include timing requirements, which specify the year when the resources are required to be used or the fiscal year when use is first permitted, matching requirements, in which the Academy must provide local resources to be used for a specified purpose, and expenditure requirements, in which the resources are provided to the Academy on a reimbursement basis.

The Academy also participates in various federal programs passed through the Ohio Department of Education.

Under the above programs the Academy recorded \$4,594,690 this fiscal year from the Foundation Program and Casino Taxes, and \$3,805,981 from Federal and State Grants.

Compensated Absences - Vacation is taken in a manner which corresponds with the Academy calendar; therefore, the Academy does not accrue vacation time as a liability.

Sick/personal leave benefits are earned by full-time employees at the rate of eight days per year and cannot be carried into the subsequent years. No accrual for sick time is made since unused time is not paid to employees upon employment termination.

Accrued Liabilities - Obligations incurred but unpaid at June 30 are reported as accrued liabilities in the accompanying financial statements. These liabilities consisted of Accounts Payable, Accrued Expenses, Unearned Revenues, Accrued Wages and Benefits and the Current Portion of Long-Term Obligations totaled \$2,238,089 at June 30, 2023.

Exchange and Non-Exchange Transactions - Revenue resulting from exchange transactions, in which each party gives and receives essentially equal value, is recorded on the accrual basis when the exchange takes place. Non-exchange transactions, in which the Academy receives value without directly giving equal value in return, include grants, entitlements and donations. Revenue from grants, entitlements and donations is recognized in the fiscal year in which all eligibility requirements have been satisfied. Eligibility requirements include timing requirements, which specify the year when the resources are required to be used or the fiscal year when use is first permitted, matching requirements, in which the Academy must provide local resources to be used for a specified purpose, and expenditures requirements, in which the resources are provided to the Academy on a reimbursement basis.

ZENITH ACADEMY – FRANKLIN COUNTY, OHIO

NOTES TO THE BASIC FINANCIAL STATEMENTS
FOR THE YEAR ENDED JUNE 30, 2023

Deferred Inflows and Deferred Outflows of Resources - In addition to assets, the statements of financial position will sometimes report a separate section for deferred outflows of resources. Deferred outflows of resources represent a consumption of net position that applies to a future period and will not be recognized as an outflow of resources (expense/expenditure) until then. For the Academy, deferred outflows of resources are reported on the government-wide statement of net position for pension and OPEB. The deferred outflows of resources related to pension and OPEB plans are explained in Notes 8 and 9.

In addition to liabilities, the statements of financial position report a separate section for deferred inflows of resources. Deferred inflows of resources represent an acquisition of net position that applies to a future period and will not be recognized until that time. For the Academy, deferred inflows of resources include pension and OPEB. These amounts are deferred and recognized as an inflow of resources in the period the amounts become available. Deferred inflows of resources related to pension and OPEB plans are reported on the government-wide statement of net position. (See Notes 8 and 9)

Net Position - Net position represents the difference between assets, deferred outflows of resources, liabilities, and deferred inflows of resources. Net Position is reported as restricted when there are limitations imposed on their use through external restriction imposed by creditors, grantors, or laws and regulations of other governments. The Academy applies restricted resources when an expense is incurred for purposes for which both restricted and unrestricted Net Position are available. Net Position invested in capital assets consist of capital assets, net of accumulated depreciation, reduced by the outstanding balances of any borrowings used for the acquisition, construction, or improvement of those assets.

Operating and Non-Operating Revenues and Expenses - Operating revenues are those revenues that are generated directly from the primary activities of the Academy. For the Academy, these revenues are primarily the State Foundation program. Operating expenses are necessary costs incurred to provide the good or service that is the primary activity of the Academy. All revenues and expenses not meeting this definition are reported as non-operating.

Non-operating revenues are those revenues that are not generated directly from the primary activities of the Academy. Various federal and state grants, interest earnings, if any, and other miscellaneous revenues comprise the non-operating revenues of the Academy. Interest and fiscal charges on outstanding obligations, as well as gain or loss on capital asset disposals, if any comprise the non-operating expenses.

Pensions/Other Postemployment Benefits (OPEB)- For purposes of measuring the net pension/OPEB asset/liability, deferred outflows of resources and deferred inflows of resources related to pensions/OPEB, and pension/OPEB expense, information about the fiduciary net position of the pension/OPEB plans and additions to/deductions from their fiduciary net position have been determined on the same basis as they are reported by the pension/OPEB plan. For this purpose, benefit payments (including refunds of employee contributions) are recognized when due and payable in accordance with the benefit terms. The pension/OPEB plans report investments at fair value.

ZENITH ACADEMY – FRANKLIN COUNTY, OHIO

**NOTES TO THE BASIC FINANCIAL STATEMENTS
FOR THE YEAR ENDED JUNE 30, 2023**

NOTE 3 - CASH AND CASH EQUIVALENTS

The following information classifies deposits by category of risk as defined in GASB Statement No.3 *Deposits with Financial Institutions, Investments (including Repurchase Agreements) and Reverse Repurchase Agreements*, as amended by GASB Statement No.40, *Deposit and Investment Risk Disclosures*.

The Academy maintains its cash balances at one financial institution, Fifth Third Bank, located in Ohio. The balances are insured by the Federal Deposit Insurance Corporation (FDIC) up to \$250,000, per qualifying account. At June 30, 2023, the book amount of the Academy's deposits was \$243,107 and the bank balance was \$243,107.

The Academy had no deposit policy for custodial risk beyond the requirement of state statute. Ohio law requires that deposits either be insured or be protected by eligible securities pledged to and deposited either with the Academy or a qualified trustee by the financial institution as security for repayment or by a collateral pool of eligible securities deposited with a qualified trustee to secure repayment of all public monies deposited in the financial institution whose market value shall be at least 105% of deposits being secured. At June 30, 2023, all of the bank balance was insured by FDIC.

NOTE 4 - RECEIVABLES

The Academy had intergovernmental receivables of \$1,368,196 at June 30, 2023. These receivables represented monies due to the Academy from State Aid Foundation adjustment, ESSER Funds, and the National School Lunch Program, but not received as of June 30, 2023.

ZENITH ACADEMY – FRANKLIN COUNTY, OHIO

**NOTES TO THE BASIC FINANCIAL STATEMENTS
FOR THE YEAR ENDED JUNE 30, 2023**

NOTE 5 - CAPITAL ASSETS

For the period ending June 30, 2023, the Academy’s capital assets consisted of the following:

	Balance 06/30/22	Additions	Deletions	Balance 06/30/23
Capital Assets:				
Furniture & Equipment	\$ 1,795,616	\$ 142,069	\$ -	\$ 1,937,685
Computers & Software	459,919	410,189	-	870,108
Intangible Right to Use Asset-Building	3,018,966	-	-	3,018,966
Leasehold Improvements	2,688,822	65,026	-	2,753,848
Vehicles	-	865,317	-	865,317
Total Capital Assets	7,963,323	1,482,601	-	9,445,924
Less Accumulated Depreciation:				
Furniture & Equipment	(904,827)	(84,195)	-	(989,022)
Computers & Software	(389,120)	(222,149)	-	(611,269)
Intangible Right to Use Asset-Building	(313,972)	(265,670)	-	(579,642)
Leasehold Improvements	(655,127)	(127,003)	-	(782,130)
Vehicles	-	(304,136)	-	(304,136)
Total Accumulated Depreciation	(2,263,046)	(1,003,153)	-	(3,266,199)
Total Capital Assets, Net	\$ 5,700,277	\$ 479,448	\$ -	\$ 6,179,725

NOTE 6 – LEASE OBLIGATIONS

On December 1, 2021, the School entered into a lease with Eleven Stars Holding, LLC. for 28,000 square feet of space located at 4606 Heaton Road Columbus, Ohio 43229. The term of the lease is for a period of five years, with the option to renew for one additional five-year period. Base rent will be \$31,545 until June 30, 2023. As of July 1, 2022, the rent increases to \$34,700 monthly and increases 10% through the subsequent periods of the lease. The incremental borrowing rate on the lease is 8%. At year end, accumulated depreciation on the leased buildings totaled \$579,642 with a net book value of \$2,439,324. The School has outstanding agreements to lease building [space]. Due to the implementation of GASB Statement 87, these leases have met the criteria of leases thus requiring them to be recorded by the School. The future lease payments were discounted based on the interest rate implicit in the lease or using the School’s incremental borrowing rate. This discount is being amortized over the life of the lease. The table below discloses the current year activity on the lease obligation.

	Balance 6/30/2022	Additions	Reductions	Balance 6/30/2023	Due Within One Year
Direct Borrowing:					
Building Lease Payable	\$ 2,839,485	\$ -	\$ (179,367)	\$ 2,660,118	\$ 249,400
Total Lease Payable	2,839,485	-	(179,367)	2,660,118	249,400
Total Long-Term Obligations	\$ 2,839,485	\$ -	\$ (179,367)	\$ 2,660,118	\$ 249,400

ZENITH ACADEMY – FRANKLIN COUNTY, OHIO

**NOTES TO THE BASIC FINANCIAL STATEMENTS
FOR THE YEAR ENDED JUNE 30, 2023**

Future minimum payments for principal and interest on the lease are as follows:

<u>Year</u>	<u>Principal</u>	<u>Interest</u>	<u>Total</u>
2024	\$ 249,400	\$ 204,467	\$ 453,867
2025	250,018	185,306	435,324
2026	270,780	164,554	435,334
2027	293,243	142,080	435,323
2028	317,582	117,741	435,323
2029 - 2032	<u>1,279,095</u>	<u>189,708</u>	<u>1,468,803</u>
Total	<u>\$ 2,660,118</u>	<u>\$ 1,003,856</u>	<u>\$ 3,663,974</u>

NOTE 7 - RISK MANAGEMENT

Property & Liability - The Academy is exposed to various risks of loss related to torts; theft of, damage to, and destruction of assets; errors and omissions; injuries to employees and natural disasters. The Academy contracts with Morgan, Trevathan, & Gunn, Inc. for property and general liability insurance, respectively, with a \$1,000,000 single occurrence limit, \$2,000,000 annual aggregate, and \$1,000 deductible. Settled claims have not exceeded this commercial coverage in any of the past three years and there have been no significant reductions in insurance coverage from the prior year.

Workers' Compensation - The Academy pays the State Worker's Compensation System a premium for employee injury coverage. The premium is calculated by multiplying the monthly total gross payroll by a factor that is calculated by the State.

Employee Medical and Dental Benefits - The Academy provides medical, vision, and dental insurance benefits through United Healthcare to all full-time employees. During the Academy year, the Academy paid 75% of the monthly premiums for all employees.

NOTE 8 - DEFINED BENEFIT PENSION PLAN

Net Pension Liability

The net pension liability reported on the Statement of Net Position represents a liability to employees for pensions. Pensions are a component of exchange transactions—between an employer and its employees—of salaries and benefits for employee services. Pensions are provided to an employee—on a deferred-payment basis—as part of the total compensation package offered by an employer for employee services each financial period. The obligation to sacrifice resources for pensions is a present obligation because it was created as a result of employment exchanges that already have occurred.

ZENITH ACADEMY – FRANKLIN COUNTY, OHIO

**NOTES TO THE BASIC FINANCIAL STATEMENTS
FOR THE YEAR ENDED JUNE 30, 2023**

The net pension liability represents the School’s proportionate share of each pension plan’s collective actuarial present value of projected benefit payments attributable to past periods of service, net of each pension plan’s fiduciary net position. The net pension liability calculation is dependent on critical long-term variables, including estimated average life expectancies, earnings on investments, cost-of-living adjustments and others. While these estimates use the best information available, unknowable future events require adjusting this estimate annually.

Ohio Revised Code limits the School’s obligation for this liability to annually required payments. The School cannot control benefit terms or the manner in which pensions are financed; however, the School does receive the benefit of employees’ services in exchange for compensation including pension.

GASB 68 assumes the liability is solely the obligation of the employer, because (1) they benefit from employee services; and (2) State statute requires all funding to come from these employers. All contributions to date have come solely from these employers (which also includes costs paid in the form of withholdings from employees). State statute requires the pension plans to amortize unfunded liabilities within 30 years. If the amortization period exceeds 30 years, each pension plan’s board must propose corrective action to the State legislature. Any resulting legislative change to benefits or funding could significantly affect the net pension liability. Resulting adjustments to the net pension liability would be effective when the changes are legally enforceable.

The proportionate share of each plan’s unfunded benefits is presented as a long-term *net pension liability* on the accrual basis of accounting. Any liability for the contractually-required pension contribution outstanding at the end of the year is included in *accounts payable* on the accrual basis of accounting.

Plan Description - School Employees Retirement System (SERS)

Plan Description –School non-teaching employees participate in SERS, a cost-sharing, multiple-employer defined benefit pension plan administered by SERS. SERS provides retirement, disability, and survivor benefits, annual cost-of-living adjustments, and death benefits to plan members and beneficiaries.

Authority to establish and amend benefits is provided by Ohio Revised Code Chapter 3309. SERS issues a publicly available, stand-alone financial report that includes financial statements, required supplementary information, and detailed information about SERS’ fiduciary net position. That report can be obtained by visiting the SERS website at www.ohsers.org under Employers/Audit Resources.

Age and service requirements for retirement are as follows:

	Eligible to Retire on or before August 1, 2017 *	Eligible to Retire on or after August 1, 2017
Full Benefits	Any age with 30 years of service credit Age 60 with 5 years of service credit	Age 67 with 10 years of service credit; or Age 57 with 30 years of service credit
Actuarially Reduced Benefits	Age 60 with 5 years of service credit Age 55 with 25 years of service credit	Age 62 with 10 years of service credit; or Age 60 with 25 years of service credit

* Members with 25 years of service credit as of August 1, 2017, will be included in this plan.

ZENITH ACADEMY – FRANKLIN COUNTY, OHIO

NOTES TO THE BASIC FINANCIAL STATEMENTS FOR THE YEAR ENDED JUNE 30, 2023

Annual retirement benefits are calculated based on final average salary multiplied by a percentage that varies based on years of service; 2.2 percent for the first thirty years of service and 2.5 percent for years of service credit over 30. Final average salary is the average of the highest three years of salary.

An individual whose benefit effective date is before April 1, 2018, is eligible for a cost-of-living adjustment (COLA) on the first anniversary date of the benefit. Beginning April 1, 2018, new benefit recipients must wait until the fourth anniversary of their benefit for COLA eligibility. The COLA is added each year to the base benefit amount on the anniversary date of the benefit. The COLA is indexed to the percentage increase in the CPI-W, not to exceed 2.5% and with a floor of 0.0%.

A three-year COLA suspension was in effect for all benefit recipients for calendar years 2018, 2019, and 2020. The Retirement Board approved a 2.5% COLA for calendar year 2023.

Funding Policy – Plan members are required to contribute 10 percent of their annual covered salary and the School is required to contribute 14 percent of annual covered payroll. The contribution requirements of plan members and employers are established and may be amended by the SERS' Retirement Board up to statutory maximum amounts of 10 percent for plan members and 14 percent for employers. The Retirement Board, acting with the advice of the actuary, allocates the employer contribution rate among four of the System's funds (Pension Trust Fund, Death Benefit Fund, Medicare B Fund, and Health Care Fund). For the fiscal year ended June 30, 2023, the allocation to pension, death benefits, and Medicare B was the entire 14.0 percent.

The School's contractually required contribution to SERS was \$261,396 for fiscal year 2023.

Plan Description - State Teachers Retirement System (STRS)

Plan Description – School licensed teachers and other faculty members participate in STRS Ohio, a cost-sharing, multiple-employer public employee retirement system administered by STRS. STRS provides retirement and disability benefits to members and death and survivor benefits to beneficiaries. STRS issues a stand-alone financial report that includes financial statements, required supplementary information, and detailed information about STRS' fiduciary net position. That report can be obtained by writing to STRS, 275 E. Broad St., Columbus, OH 43215-3771, by calling (888) 227-7877, or by visiting the STRS Web site at www.strsoh.org.

New members have a choice of three retirement plans; a Defined Benefit (DB) Plan, a Defined Contribution (DC) Plan, and a Combined Plan. Benefits are established by Ohio Revised Code Chapter 3307. The DB plan offers an annual retirement allowance based on final average salary multiplied by a percentage that varies based on years of service. Effective August 1, 2015, the calculation is 2.2 percent of final average salary for the five highest years of earnings multiplied by all years of service. Eligibility changes will be phased in until August 1, 2026, when retirement eligibility for unreduced benefits will be five years of service credit and age 65, or 35 years of service credit and at least age 60. Eligibility changes for DB plan members who retire with actuarially reduced benefits will be phased in until August 1, 2023 when retirement eligibility will be five years of qualifying service credit and age 60, or 30 years of service credit at any age.

ZENITH ACADEMY – FRANKLIN COUNTY, OHIO

NOTES TO THE BASIC FINANCIAL STATEMENTS FOR THE YEAR ENDED JUNE 30, 2023

The DC Plan allows members to place all of their member contributions and 9.53 percent of the 14 percent employer contributions into an investment account. Investment allocation decisions are determined by the member. The remaining 4.47 percent of the 14 percent employer rate is allocated to the defined benefit unfunded liability. A member is eligible to receive a retirement benefit at age 50 and termination of employment. The member may elect to receive a lifetime monthly annuity or a lump sum withdrawal. The Combined Plan offers features of both the DB Plan and the DC Plan. In the Combined Plan, 12.0 of the 14.0 percent member rates goes to the DC Plan and the remaining 2.0 percent goes to the DB plan. Member contributions to the DC plan are allocated among investment choices by the member, and contributions to the DB plan from the employer and the member are used to fund the defined benefit payment at a reduced level from the regular DB Plan. The defined benefit portion of the Combined Plan payment is payable to a member on or after age 60 with five years of services. The defined contribution portion of the account may be taken as a lump sum payment or converted to a lifetime monthly annuity after termination of employment at age 50 or later.

New members who choose the DC plan or Combined Plan will have another opportunity to reselect a permanent plan during their fifth year of membership. Members may remain in the same plan or transfer to another STRS plan. The optional annuitization of a member's defined contribution account or the defined contribution portion of a member's Combined Plan account to a lifetime benefit results in STRS bearing the risk of investment gain or loss on the account. STRS has therefore included all three plan options in the GASB 68 schedules of employer allocation and pension amounts by employer.

A DB or Combined Plan member with five or more years of credited service who is determined to be disabled may qualify for a disability benefit. Eligible survivors of members who die before service retirement may qualify for monthly benefits. New members on or after July 1, 2013, must have at least ten years of qualifying service credit that apply for disability benefits. Members in the DC Plan who become disabled are entitled only to their account balance. If a member of the DC Plan dies before retirement benefits begin, the member's designated beneficiary is entitled to receive the member's account balance.

Funding Policy – Employer and member contribution rates are established by the State Teachers Retirement Board and limited by Chapter 3307 of the Ohio Revised Code. For the fiscal year ended June 30, 2023, plan members were required to contribute 14 percent of their annual covered salary. The School was required to contribute 14 percent; the entire 14 percent was the portion used to fund pension obligations. The fiscal year 2023 contribution rates were equal to the statutory maximum rates.

The School's contractually required contributions to STRS was \$184,955 for fiscal year 2023.

ZENITH ACADEMY – FRANKLIN COUNTY, OHIO

NOTES TO THE BASIC FINANCIAL STATEMENTS
FOR THE YEAR ENDED JUNE 30, 2023

Pension Liabilities, Pension Expense, and Deferred Outflows of Resources and Deferred Inflows of Resources Related to Pensions

The net pension liability was measured as of June 30, 2022, and the total pension liability used to calculate the net pension liability was determined by an actuarial valuation as of that date. The School's proportion of the net pension liability was based on the School's share of contributions to the pension plan relative to the contributions of all participating entities.

Following is information related to the proportionate share and pension expense:

	<u>SERS</u>	<u>STRS</u>	<u>Total</u>
Proportion of the Net Pension Liability			
Prior Measurement Date	0.0248655%	0.01434331%	
Proportion of the Net Pension Liability			
Current Measurement Date	<u>0.0335566%</u>	<u>0.01310018%</u>	
Change in Proportionate Share	<u>0.0086911%</u>	<u>-0.00124313%</u>	
Proportionate Share of the Net Pension			
Liability	\$ 1,815,002	\$ 2,912,187	\$ 4,727,189
Pension Expense	\$ 323,703	\$ 243,072	\$ 566,775

Deferred outflows/inflows of resources represent the effect of changes in the net pension liability due to the difference between projected and actual investment earnings, differences between expected and actual actuarial experience, changes in assumptions and changes in the School's proportion of the collective net pension liability. The deferred outflows and deferred inflows are to be included in pension expense over current and future periods. The difference between projected and actual investment earnings is recognized in pension expense using a straight-line method over a five-year period beginning in the current year. Deferred outflows and deferred inflows resulting from changes in sources other than differences between projected and actual investment earnings are amortized over the average expected remaining service lives of all members (both active and inactive) using the straight-line method. Employer contributions to the pension plan subsequent to the measurement date are also required to be reported as a deferred outflow of resources.

ZENITH ACADEMY – FRANKLIN COUNTY, OHIO

**NOTES TO THE BASIC FINANCIAL STATEMENTS
FOR THE YEAR ENDED JUNE 30, 2023**

At June 30, 2023, the School reported deferred outflows of resources and deferred inflows of resources related to pensions from the following sources:

	<u>SERS</u>	<u>STRS</u>	<u>Total</u>
Deferred Outflows of Resources			
Differences between expected and actual experience	\$ 73,509	\$ 37,281	\$ 110,790
Changes of assumptions	17,910	348,501	366,411
Net difference between projected and actual earnings on pension plan investments	-	101,339	101,339
Changes in proportion and differences between contributions and proportionate share of contributions	322,964	55,110	378,074
Academy contributions subsequent to the measurement date	<u>261,396</u>	<u>184,955</u>	<u>446,351</u>
Total Deferred Outflows of Resources	<u>\$ 675,779</u>	<u>\$ 727,186</u>	<u>\$ 1,402,965</u>
Deferred Inflows of Resources			
Differences between expected and actual experience	\$ 11,915	\$ 11,139	\$ 23,054
Changes of assumptions	-	262,321	262,321
Net difference between projected and actual earnings on pension plan investments	63,337	-	63,337
Changes in proportion and differences between contributions and proportionate share of contributions	<u>32,827</u>	<u>548,036</u>	<u>580,863</u>
Total Deferred Inflows of Resources	<u>\$ 108,079</u>	<u>\$ 821,496</u>	<u>\$ 929,575</u>

\$446,351 reported as deferred outflows of resources related to pension resulting from School contributions subsequent to the measurement date will be recognized as a reduction of the net pension liability in the year ending June 30, 2024.

ZENITH ACADEMY – FRANKLIN COUNTY, OHIO

**NOTES TO THE BASIC FINANCIAL STATEMENTS
FOR THE YEAR ENDED JUNE 30, 2023**

Other amounts reported as deferred outflows of resources and deferred inflows of resources related to pension will be recognized in pension expense as follows:

Fiscal Year Ending June 30:	SERS	STRS	Total
2024	\$ 138,619	\$ (190,623)	\$ (52,004)
2025	152,907	(247,314)	(94,407)
2026	(90,475)	(136,669)	(227,144)
2027	105,253	295,341	400,594
Total	\$ 306,304	\$ (279,265)	\$ 27,039

Actuarial Assumptions - SERS

SERS' total pension liability was determined by their actuaries in accordance with GASB Statement No. 67 as part of their annual actuarial valuation for each defined benefit retirement plan. Actuarial valuations of an ongoing plan involve estimates of the value of reported amounts (e.g., salaries, credited service) and assumptions about the probability of occurrence of events far into the future (e.g., mortality, disabilities, retirements, employment termination). Actuarially determined amounts are subject to continual review and potential modifications, as actual results are compared with past expectations and new estimates are made about the future.

Projections of benefits for financial reporting purposes are based on the substantive plan (the plan as understood by the employers and plan members) and include the types of benefits provided at the time of each valuation and the historical pattern of sharing benefit costs between the employers and plan members to that point. The projection of benefits for financial reporting purposes does not explicitly incorporate the potential effects of legal or contractual funding limitations.

Actuarial calculations reflect a long-term perspective. For a newly hired employee, actuarial calculations will take into account the employee's entire career with the employer and also take into consideration the benefits, if any, paid to the employee after termination of employment until the death of the employee and any applicable contingent annuitant. In many cases actuarial calculations reflect several decades of service with the employer and the payment of benefits after termination.

Key methods and assumptions used in calculating the total pension liability in the latest actuarial valuation, prepared as of June 30, 2022, are presented below:

Wage Inflation	2.40 percent
Future Salary Increases, including inflation	3.25 percent to 13.58 percent
COLA or Ad Hoc COLA	2.0 percent, on and after April 1, 2018, COLA's for future retirees will be delayed for three years following commencement
Investment Rate of Return	7.00 percent net of System expenses
Actuarial Cost Method	Entry Age Normal

ZENITH ACADEMY – FRANKLIN COUNTY, OHIO

**NOTES TO THE BASIC FINANCIAL STATEMENTS
FOR THE YEAR ENDED JUNE 30, 2023**

Mortality rates were based on the PUB-2010 General Employee Amount Weight Below Median Healthy Retiree mortality table projected to 2017 with ages set forward 1 year and adjusted 94.20% for males and set forward 2 years and adjusted 81.35% for females. Mortality among disabled members were based upon the PUB-2010 General Disabled Retiree mortality table projected to 2017 with ages set forward 5 years and adjusted 103.3% for males and set forward 3 years and adjusted 106.8% for females. Future improvement in mortality rates is reflected by applying the MP-2020 projection scale generationally.

The most recent experience study was completed June 30, 2020.

The long-term return expectation for the Pension Plan Investments has been determined using a building-block approach and assumes a time horizon, as defined in SERS' *Statement of Investment Policy*. A forecasted rate of inflation serves as the baseline for the return expectation. Various real return premiums over the baseline inflation rate have been established for each asset class. The long-term expected nominal rate of return has been determined by calculating a weighted averaged of the expected real return premiums for each asset class, adding the projected inflation rate, and adding the expected return from rebalancing uncorrelated asset classes. The target allocation and best estimates of arithmetic real rates of return for each major asset class are summarized in the following table:

<u>Asset Class</u>	<u>Target Allocation</u>	<u>Long-Term Expected Real Rate of Return</u>
Cash	2.00 %	(0.45) %
US Equity	24.75	5.37
Non-US Equity Developed	13.50	6.22
Non-US Equity Emerging	6.75	8.22
Fixed Income/Global Bonds	19.00	1.20
Private Equity	11.00	10.05
Real Estate/Real Assets	16.00	4.87
Multi-Asset Strategies	4.00	3.39
Private Debt/Private Credit	3.00	5.38
Total	<u>100.00 %</u>	

Discount Rate The total pension liability was calculated using the discount rate of 7.00 percent. The projection of cash flows used to determine the discount rate assumed the contributions from employers and from the members would be computed based on contribution requirements as stipulated by State statute. Projected inflows from investment earning were calculated using the long-term assumed investment rate of return (7.00 percent). Based on those assumptions, the plan's fiduciary net position was projected to be available to make all future benefit payments of current plan members. Therefore, the long-term expected rate of return on pension plan investments was applied to all periods of projected benefits to determine the total pension liability.

ZENITH ACADEMY – FRANKLIN COUNTY, OHIO

**NOTES TO THE BASIC FINANCIAL STATEMENTS
FOR THE YEAR ENDED JUNE 30, 2023**

Sensitivity of the School's Proportionate Share of the Net Pension Liability to Changes in the Discount Rate Net pension liability is sensitive to changes in the discount rate, and to illustrate the potential impact the following table presents the net pension liability calculated using the discount rate of 7.00 percent, as well as what each plan's net pension liability would be if it were calculated using a discount rate that is one percentage point lower (6.00 percent), or one percentage point higher (8.00 percent) than the current rate.

	1% Decrease (6.00%)	Current Discount Rate (7.00%)	1% Increase (8.00%)
Academy's proportionate share of the net pension liability	\$ 2,671,596	\$ 1,815,002	\$ 1,093,333

Actuarial Assumptions – STRS

Key methods and assumptions used in the latest actuarial valuation, reflecting experience study results used in the July 1, 2022, actuarial valuation.

Inflation	2.50 percent
Projected salary increases	Varies by service from 2.5% to 8.5%
Investment Rate of Return	7.00 percent, net of investment expenses, including inflation
Discount Rate of Return	7.00 percent
Payroll Increases	3 percent
Cost-of-Living Adjustments	0.0 percent

Post-retirement mortality rates are based on the Pub-2010 Teachers Healthy Annuitant Mortality Table, adjusted 110% for males, projected forward generationally using mortality improvement scale MP-2020. Pre-retirement mortality rates are based on Pub-2010 Teachers Employee Table adjusted 95% for females, projected forward generationally using mortality improvement scale MP-2020. Post-retirement disabled mortality rates are based on Pub-2010 Teachers Disable Annuitant Table projected forward generationally using mortality improvement scale MP-2020.

Actuarial assumptions used in the June 30, 2022 valuation are based on the results of an actuarial experience study for the period July 1, 2015 through June 30, 2021.

ZENITH ACADEMY – FRANKLIN COUNTY, OHIO

NOTES TO THE BASIC FINANCIAL STATEMENTS
FOR THE YEAR ENDED JUNE 30, 2023

STRS Ohio’s investment consultant develops an estimate range for the investment return assumption based on the target allocation adopted by the Retirement Board. The target allocation and long-term expected rate of return for each major asset class are summarized as follows:

Asset Class	Target Allocation *	Long-Term Expected Real Rate of Return **
Domestic Equity	26.00 %	6.60 %
International Equity	22.00	6.80
Alternatives	19.00	7.38
Fixed Income	22.00	1.75
Real Estate	10.00	5.75
Liquidity Reserves	1.00	1.00
Total	100.00 %	

* Target allocation percentage is effective as of July 1, 2022. Target weights were phased in over a 3-month period concluding on October 1, 2022.

** 10-Year annualized geometric nominal returns, which include the real rate of return and inflation of 2.25% and does not include investment expenses. Over a 30-year period, STRS Ohio’s investment consultant indicates that the above target allocations should generate a return above the actuarial rate of return, without net value added by management.

Discount Rate The discount rate used to measure the total pension liability was 7.00 percent as of June 30, 2022. The projection of cash flows used to determine the discount rate assumes member and employer contributions will be made at the statutory contribution rates in accordance with rate increases described above. For this purpose, only employer contributions that are intended to fund benefits of current plan members and their beneficiaries are included. Based on those assumptions, STRS’ fiduciary net position was projected to be available to make all projected future benefit payments to current plan members as of June 30, 2022. Therefore, the long-term expected rate of return on pension plan investments of 7.00 percent was applied to all periods of projected benefit payment to determine the total pension liability as of June 30, 2022.

Sensitivity of the School's Proportionate Share of the Net Pension Liability to Changes in the Discount Rate The following table presents the School's proportionate share of the net pension liability calculated using the current period discount rate assumption of 7.00 percent, as well as what the School's proportionate share of the net pension liability would be if it were calculated using a discount rate that is one-percentage-point lower (6.00 percent) or one-percentage-point higher (8.00 percent) than the current rate:

	1% Decrease (6.00%)	Current Discount Rate (7.00%)	1% Increase (8.00%)
Academy's proportionate share of the net pension liability	\$ 4,399,254	\$ 2,912,187	\$ 1,654,588

ZENITH ACADEMY – FRANKLIN COUNTY, OHIO

**NOTES TO THE BASIC FINANCIAL STATEMENTS
FOR THE YEAR ENDED JUNE 30, 2023**

Assumption and Benefit Changes Since the Prior Measurement Date - Demographic assumptions were changed based on the actuarial experience study for the July 1, 2015, through June 30, 2021. STRS approved a one-time 1.00% cost-of-living adjustment to eligible benefit recipients effective July 1, 2023.

NOTE 9 – DEFINED BENEFIT OPEB PLANS

Net OPEB Liability/Asset

The net OPEB liability and net OPEB asset reported on the statement of net position represents a liability or asset to employees for OPEB. OPEB is a component of exchange transactions—between an employer and its employees—of salaries and benefits for employee services. OPEB are provided to an employee—on a deferred-payment basis—as part of the total compensation package offered by an employer for employee services each financial period. The obligation to sacrifice resources for OPEB is a present obligation because it was created as a result of employment exchanges that already have occurred.

The net OPEB liability and net OPEB asset represent the School’s proportionate share of each OPEB plan’s collective actuarial present value of projected benefit payments attributable to past periods of service, net of each OPEB plan’s fiduciary net position. The net OPEB liability and net OPEB asset calculations are dependent on critical long-term variables, including estimated average life expectancies, earnings on investments, cost-of-living adjustments and others. While these estimates use the best information available, unknowable future events require adjusting these estimates annually.

Ohio Revised Code limits the School’s obligation for this liability to annually required payments. The School cannot control benefit terms or the manner in which OPEB are financed; however, the School does receive the benefit of employees’ services in exchange for compensation including OPEB. GASB 75 assumes the liability is solely the obligation of the employer, because they benefit from employee services. OPEB contributions come from these employers and health care plan enrollees which pay a portion of the health care costs in the form of a monthly premium. The Ohio revised Code permits, but does not require the retirement systems to provide healthcare to eligible benefit recipients. Any change to benefits or funding could significantly affect the net OPEB liability and net OPEB asset. Resulting adjustments to the net OPEB liability and net OPEB asset would be effective when the changes are legally enforceable. The retirement systems may allocate a portion of the employer contributions to provide for these OPEB benefits.

The proportionate share of each plan’s unfunded benefits is presented as a long-term *net OPEB liability* on the accrual basis of accounting. Any liability for the contractually-required OPEB contribution outstanding at the end of the year is included in *accounts payable* on the accrual basis of accounting.

ZENITH ACADEMY – FRANKLIN COUNTY, OHIO

**NOTES TO THE BASIC FINANCIAL STATEMENTS
FOR THE YEAR ENDED JUNE 30, 2023**

Plan Description - School Employees Retirement System (SERS)

Health Care Plan Description - The School contributes to the SERS Health Care Fund, administered by SERS for non-certificated retirees and their beneficiaries. For GASB 75 purposes, this plan is considered a cost-sharing other postemployment benefit (OPEB) plan. SERS' Health Care Plan provides healthcare benefits to eligible individuals receiving retirement, disability, and survivor benefits, and to their eligible dependents. Members who retire after June 1, 1986, need 10 years of service credit, exclusive of most types of purchased credit, to qualify to participate in SERS' health care coverage. In addition to age and service retirees, disability benefit recipients and beneficiaries who are receiving monthly benefits due to the death of a member or retiree, are eligible for SERS' health care coverage. Most retirees and dependents choosing SERS' health care coverage are over the age of 65 and therefore enrolled in a fully insured Medicare Advantage plan; however, SERS maintains a traditional, self-insured preferred provider organization for its non-Medicare retiree population. For both groups, SERS offers a self-insured prescription drug program. Health care is a benefit that is permitted, not mandated, by statute. The financial report of the Plan is included in the SERS Annual Comprehensive Financial Report which can be obtained on SERS' website at www.ohsers.org under Employers/Audit Resources.

Access to health care for retirees and beneficiaries is permitted in accordance with Section 3309 of the Ohio Revised Code. The Health Care Fund was established and is administered in accordance with Internal Revenue Code Section 105(e). SERS' Retirement Board reserves the right to change or discontinue any health plan or program. Active employee members do not contribute to the Health Care Plan. The SERS Retirement Board established the rules for the premiums paid by the retirees for health care coverage for themselves and their dependents or for their surviving beneficiaries. Premiums vary depending on the plan selected, qualified years of service, Medicare eligibility, and retirement status.

Funding Policy - State statute permits SERS to fund the health care benefits through employer contributions. Each year, after the allocation for statutorily required pensions and benefits, the Retirement Board may allocate the remainder of the employer contribution of 14 percent of covered payroll to the Health Care Fund in accordance with the funding policy. For fiscal year 2023, there was no contribution made to health care. A health care surcharge on employers is collected for employees earning less than an actuarially determined minimum compensation amount, pro-rated if less than a full year of service credit was earned. For fiscal year 2023, this amount was \$25,000. Statutes provide that no employer shall pay a health care surcharge greater than 2 percent of that employer's SERS-covered payroll; nor may SERS collect in aggregate more than 1.5 percent of the total statewide SERS-covered payroll for the health care surcharge.

The surcharge, is the total amount assigned to the Health Care Fund. The School's contractually required contribution to SERS was \$20,838 for fiscal year 2023.

ZENITH ACADEMY – FRANKLIN COUNTY, OHIO

**NOTES TO THE BASIC FINANCIAL STATEMENTS
FOR THE YEAR ENDED JUNE 30, 2023**

Plan Description - State Teachers Retirement System (STRS)

The State Teachers Retirement System of Ohio (STRS) administers a cost-sharing Health Plan administered for eligible retirees who participated in the defined benefit or combined pension plans offered by STRS. Ohio law authorizes STRS to offer this plan. Benefits include hospitalization, physicians’ fees, prescription drugs and partial reimbursement of monthly Medicare Part B premiums. Medicare Part B monthly reimbursement elimination date was postponed indefinitely. The Plan is included in the report of STRS which can be obtained by visiting www.strsoh.org or by calling (888) 227-7877.

Funding Policy – Ohio Revised Code Chapter 3307 authorizes STRS to offer the Plan and gives the Retirement Board discretionary authority over how much, if any, of the health care costs will be absorbed by STRS. Active employee members do not contribute to the Health Care Plan. Nearly all health care plan enrollees, for the most recent year, pay a portion of the health care costs in the form of a monthly premium. Under Ohio law, funding for post-employment health care may be deducted from employer contributions, currently 14 percent of covered payroll. For the fiscal year ended June 30, 2023, STRS did not allocate any employer contributions to post-employment health care.

OPEB Liabilities, OPEB Asset, OPEB Expense, and Deferred Outflows of Resources and Deferred Inflows of Resources Related to OPEB

The net OPEB liability and net OPEB asset were measured as of June 30, 2022, and the total OPEB liability and asset used to calculate the net OPEB liability and net OPEB asset were determined by an actuarial valuation as of that date. The School's proportion of the net OPEB liability and net OPEB asset were based on the School's share of contributions to the respective retirement systems relative to the contributions of all participating entities. Following is information related to the proportionate share and OPEB expense:

	<u>SERS</u>	<u>STRS</u>	<u>Total</u>
Proportion of the Net OPEB Liability/asset Prior Measurement Date	0.0254930%	0.01434330%	
Proportion of the Net OPEB Liability/asset Current Measurement Date	<u>0.0330628%</u>	<u>0.01310018%</u>	
Change in Proportionate Share	<u>0.0075698%</u>	<u>-0.00124312%</u>	
Proportionate Share of the Net OPEB Liability	\$ 464,205	\$ -	\$ 464,205
Proportionate Share of the Net OPEB Asset	\$ -	\$ (339,208)	\$ (339,208)
OPEB Expense	\$ (36,106)	\$ (29,649)	\$ (65,755)

ZENITH ACADEMY – FRANKLIN COUNTY, OHIO

**NOTES TO THE BASIC FINANCIAL STATEMENTS
FOR THE YEAR ENDED JUNE 30, 2023**

At June 30, 2023, the School reported deferred outflows of resources and deferred inflows of resources related to OPEB from the following sources:

	<u>SERS</u>	<u>STRS</u>	<u>Total</u>
Deferred Outflows of Resources			
Differences between expected and actual experience	\$ 3,900	\$ 4,915	\$ 8,815
Changes of assumptions	73,838	14,449	88,287
Net difference between projected and actual earnings on OPEB plan investments	2,414	5,904	8,318
Changes in proportion and differences between contributions and proportionate share of contributions	370,296	53,976	424,272
Academy contributions subsequent to the measurement date	<u>20,838</u>	<u>-</u>	<u>20,838</u>
Total Deferred Outflows of Resources	<u>\$ 471,286</u>	<u>\$ 79,244</u>	<u>\$ 550,530</u>
Deferred Inflows of Resources			
Differences between expected and actual experience	\$ 296,942	\$ 50,945	\$ 347,887
Changes of assumptions	190,557	240,530	431,087
Net difference between projected and actual earnings on OPEB plan investments	-	-	-
Changes in proportion and differences between contributions and proportionate share of contributions	<u>29,663</u>	<u>4,092</u>	<u>33,755</u>
Total Deferred Inflows of Resources	<u>\$ 517,162</u>	<u>\$ 295,567</u>	<u>\$ 812,729</u>

\$20,838 reported as deferred outflows of resources related to OPEB resulting from School contributions subsequent to the measurement date will be recognized as a reduction of the net OPEB liability in the year ending June 30, 2024. Other amounts reported as deferred outflows of resources and deferred inflows of resources related to OPEB will be recognized in OPEB expense as follows:

Fiscal Year Ending June 30:	<u>SERS</u>	<u>STRS</u>	<u>Total</u>
2024	\$ (14,037)	\$ (46,329)	\$ (60,366)
2025	(13,263)	(58,163)	(71,426)
2026	(13,237)	(36,266)	(49,503)
2027	(13,733)	(16,017)	(29,750)
2028	(12,463)	(19,674)	(32,137)
Thereafter	<u>19</u>	<u>(39,874)</u>	<u>(39,855)</u>
Total	<u>\$ (66,714)</u>	<u>\$ (216,323)</u>	<u>\$ (283,037)</u>

ZENITH ACADEMY – FRANKLIN COUNTY, OHIO

**NOTES TO THE BASIC FINANCIAL STATEMENTS
FOR THE YEAR ENDED JUNE 30, 2023**

Actuarial Assumptions - SERS

The total OPEB liability is determined by SERS' actuaries in accordance with GASB Statement No. 74, as part of their annual actuarial valuation for each retirement plan. Actuarial valuations of an ongoing plan involve estimates of the value of reported amounts (e.g., salaries, credited service) and assumptions about the probability of occurrence of events far into the future (e.g., mortality, disabilities, retirements, employment terminations). Actuarially determined amounts are subject to continual review and potential modifications, as actual results are compared with past expectations and new estimates are made about the future.

Projections of benefits for financial reporting purposes are based on the substantive plan (the plan as understood by the employers and plan members) and include the types of benefits provided at the time of each valuation and the historical pattern of sharing benefit costs between the employers and plan members to that point. The projection of benefits for financial reporting purposes does not explicitly incorporate the potential effects of legal or contractual funding limitations.

Actuarial calculations reflect a long-term perspective. For a newly hired employee, actuarial calculations will take into account the employee's entire career with the employer and also take into consideration the benefits, if any, paid to the employee after termination of employment until the death of the employee and any applicable contingent annuitant. In many cases, actuarial calculations reflect several decades of service with the employer and the payment of benefits after termination.

Key methods and assumptions used in calculating the total OPEB liability in the latest actuarial valuation date of June 30, 2022, are presented below:

Wage Inflation	2.40 percent
Future Salary Increases, including inflation	3.25 percent to 13.58 percent
Investment Rate of Return	7.00 percent net of investments expense, including inflation
Municipal Bond Index Rate:	
Measurement Date	3.69 percent
Prior Measurement Date	1.92 percent
Single Equivalent Interest Rate, net of plan investment expense, including price inflation	
Measurement Date	4.08 percent
Prior Measurement Date	2.27 percent
Medical Trend Assumption	7.00 to 4.40 percent
Prior Measurement Date	

Base Mortality: Healthy Retirees - PUB-2010 General Employee Amount Weighted Below Median Healthy Retiree mortality table projected to 2017 with ages set forward 1 year and adjusted 94.20% for males and set forward 2 years and adjusted 81.35% for females. Disabled Retirees - PUB-2010 General Disabled Retiree mortality table projected to 2017 with ages set forward 5 years and adjusted 103.3% for males and set forward 3 years and adjusted 106.8% for females. Contingent Survivors - PUB-2010 General Amount Weighted Below Median Contingent Survivor mortality table projected to 2017 with ages set forward 1 year and adjusted 105.5% for males and adjusted 122.5% for females. Actives - PUB-2010 General Amount Weighted Below Median Employee mortality table.

ZENITH ACADEMY – FRANKLIN COUNTY, OHIO

**NOTES TO THE BASIC FINANCIAL STATEMENTS
FOR THE YEAR ENDED JUNE 30, 2023**

The most recent experience study was completed for the five-year period ended June 30, 2020.

The long-term expected rate of return on plan assets is reviewed as part of the actuarial five-year experience study. The most recent study covers fiscal years 2015 through 2020, and was adopted by the Board in 2021. Several factors are considered in evaluating the long-term rate of return assumption including long-term historical data, estimates inherent in current market data, and a log-normal distribution analysis in which best-estimate ranges of expected future real rates of return were developed by the investment consultant for each major asset class. These ranges were combined to produce the long-term expected rate of return, 7.00 percent, by weighting the expected future real rates of return by the target asset allocation percentage and then adding expected inflation. The capital market assumptions developed by the investment consultant are intended for use over a 10-year horizon and may not be useful in setting the long-term rate of return for funding pension plans which covers a longer timeframe. The assumption is intended to be a long-term assumption and is not expected to change absent a significant change in the asset allocation, a change in the inflation assumption, or a fundamental change in the market that alters expected returns in future years.

The target asset allocation and best estimates of arithmetic real rates of return for each major asset class, as used in the June 30, 2020 five-year experience study, are summarized as follows:

Asset Class	Target Allocation	Long-Term Expected Real Rate of Return
Cash	2.00 %	(0.45) %
US Equity	24.75	5.37
Non-US Equity Developed	13.50	6.22
Non-US Equity Emerging	6.75	8.22
Fixed Income/Global Bonds	19.00	1.20
Private Equity	11.00	10.05
Real Estate/Real Assets	16.00	4.87
Multi-Asset Strategy	4.00	3.39
Private Debt/Private Credit	3.00	5.38
Total	100.00 %	

Discount Rate The discount rate used to measure the total OPEB liability at June 30, 2022 was 4.08 percent. The discount rate used to measure total OPEB liability prior to June 30, 2022 was 2.27 percent. The projection of cash flows used to determine the discount rate assumed that contributions will be made from members and the System at the state statute contribution rate of 1.50 percent of projected covered employee payroll each year, which includes a 1.50 percent payroll surcharge and no contributions from the basic benefits plan. Based on these assumptions, the OPEB plan’s fiduciary net position was projected to become insufficient to make future benefit payments of current System members by SERS actuaries. The Municipal Bond Index Rate is used in the determination for the SEIR for both the June 30, 2022 and the June 30, 2021 total OPEB liability. The Municipal Bond Index rate is the single rate that will generate a present value of benefit payments equal to the sum of the present value determined by the long-term expected rate of return, and the present value determined by discounting those benefits after the date of depletion. The Municipal Bond Index rate is 3.69% at June 30, 2022 and 1.92% at June 30, 2021.

ZENITH ACADEMY – FRANKLIN COUNTY, OHIO

NOTES TO THE BASIC FINANCIAL STATEMENTS
FOR THE YEAR ENDED JUNE 30, 2023

Sensitivity of the School's Proportionate Share of the Net OPEB Liability to Changes in the Discount Rate and Changes in the Health Care Cost Trend Rates The net OPEB liability is sensitive to changes in the discount rate and the health care cost trend rate. The following table presents the net OPEB liability of SERS, what SERS' net OPEB liability would be if it were calculated using a discount rate that is 1 percentage point lower (3.08%) and higher (5.08%) than the current discount rate (4.08%). Also shown is what SERS' net OPEB liability would be based on health care cost trend rates that are 1 percentage point lower (6.00% decreasing to 3.40%) and higher (8.00% decreasing to 5.40%) than the current rate (7.00% decreasing to 4.40%).

	1% Decrease (3.08%)	Current Discount Rate (4.08%)	1% Increase (5.08%)
Academy's proportionate share of the net OPEB liability	\$ 576,550	\$ 464,205	\$ 373,513

	1% Decrease (6.00 % decreasing to 3.40%)	Current Trend Rate (7.00 % decreasing to 4.40%)	1% Increase (8.00 % decreasing to 5.40%)
Academy's proportionate share of the net OPEB liability	\$ 357,985	\$ 464,205	\$ 602,945

Actuarial Assumptions – STRS

Key methods and assumptions used in the latest actuarial valuation, reflecting experience study results used in the June 30, 2022, actuarial valuation is presented below:

Projected salary increases	Varies by service from 2.5 percent to 8.5 percent	
Investment Rate of Return	7.00 percent, net of investment expenses, including inflation	
Payroll Increases	3 percent	
Cost-of-Living Adjustments	0 percent	
Discount Rate of Return	7.00 percent	
Health Care Cost Trends	Initial	Ultimate
Medical		
Pre-Medicare	7.50 percent	3.94 percent
Medicare	-68.78 percent	3.94 percent
Prescription Drug		
Pre-Medicare	9.00 percent	3.94 percent
Medicare	5.47 percent	3.94 percent

Projections of benefits include the historical pattern of sharing benefit costs between the employers and retired plan members.

ZENITH ACADEMY – FRANKLIN COUNTY, OHIO

**NOTES TO THE BASIC FINANCIAL STATEMENTS
FOR THE YEAR ENDED JUNE 30, 2023**

For healthy retirees the post-retirement mortality rates are based on the Pub-2010 Teachers Healthy Annuitant Mortality Table, adjusted 110% for males, projected forward generationally using mortality improvement scale MP-2020; pre-retirement mortality rates are based on Pub-2010 Teachers Employee Table adjusted 95% for females, projected forward generationally using mortality improvement scale MP-2020. For disabled retirees, mortality rates are based on the Pub-2010 Teachers Disabled Annuitant Table projected forward generationally using mortality improvement scale MP-2020.

Actuarial assumptions used in the June 30, 2022 valuation is based on the results of an actuarial experience study for the period July 1, 2015 through June 30, 2021.

STRS' investment consultant develops an estimate range for the investment return assumption based on the target allocation adopted by the Retirement Board. The target allocation and long-term expected rate of return for each major asset class are summarized as follows:

Asset Class	Target Allocation *	Long-Term Expected Rate of Return **
Domestic Equity	26.00 %	6.60 %
International Equity	22.00	6.80
Alternatives	19.00	7.38
Fixed Income	22.00	1.75
Real Estate	10.00	5.75
Liquidity Reserves	1.00	1.00
Total	100.00 %	

* Target allocation percentage is effective July 1, 2022. Target weights were phased in over a 3-month period concluding October 1, 2022.

** 10 year annualized geometric nominal returns, which include the real rate of return and inflation of 2.25 percent and does not include investment expenses. Over a 30-year period, STRS' investment consultant indicates that the above target allocations should generate a return above the actual rate of return, without net value added by management.

Discount Rate The discount rate used to measure the total OPEB liability was 7.00 percent as of June 30, 2022. The projection of cash flows used to determine the discount rate assumes STRS Ohio continues to allocate no employer contributions to the health care fund. Based on these assumptions, the OPEB plan's fiduciary net position was projected to be available to make all projected future benefit payments to current plan members. Therefore, the long-term expected rate of return on health care plan investments of 7.00 percent was used to measure the total OPEB liability as of June 30, 2022.

ZENITH ACADEMY – FRANKLIN COUNTY, OHIO

**NOTES TO THE BASIC FINANCIAL STATEMENTS
FOR THE YEAR ENDED JUNE 30, 2023**

Sensitivity of the School’s Proportionate Share of the Net OPEB Asset to Changes in the Discount and Health Care Cost Trend Rate The following table represents the net OPEB asset as of June 30, 2022, calculated using the current period discount rate assumption of 7.00 percent, as well as what the net OPEB asset would be if it were calculated using a discount rate that is one percentage point lower (6.00 percent) or one percentage point higher (8.00 percent) than the current assumption. Also shown is the net OPEB asset as if it were calculated using health care cost trend rates that are one percentage point lower or one percentage point higher than the current health care cost trend rates.

	1% Decrease (6.00%)	Current Discount Rate (7.00%)	1% Increase (8.00%)
Academy's proportionate share of the net OPEB asset	\$ 313,588	\$ 339,208	\$ 361,152

	1% Decrease	Current Trend Rate	1% Increase
Academy's proportionate share of the net OPEB asset	\$ 351,840	\$ 339,208	\$ 323,261

Benefit Term Changes Since the Prior Measurement Date

Salary increase rates were updated based on the actuarial experience study for the period July 1, 2015 through June 30, 2021 and were changed from age based to service based. Healthcare trends were updated to reflect emerging claims and recoveries experience.

NOTE 10 - CONTINGENCIES

Grants - The Academy received financial assistance from federal and state agencies in the form of grants. Amount received from grantor agencies are subject to audit and adjustment by the grantor. Any disallowed costs may require refunding to the grantor. Amount which may be disallowed, if any, are not presently determinable. However, in the opinion of the Academy, any such adjustments will not have a material adverse effect on the financial position of the Academy.

Litigation - There are currently no matters in litigation with the Academy as defendant.

School Foundation - School foundation funding is based on the annualized full-time equivalent (FTE) enrollment of each student. However, there is an important nexus between attendance and enrollment for Foundation funding purposes. Community schools must provide documentation that clearly demonstrates students have participated in learning opportunities. The Ohio Department of Education (ODE) is legislatively required to adjust/reconcile funding as enrollment information is updated by schools throughout the State, which can extend past the fiscal year end.

ZENITH ACADEMY – FRANKLIN COUNTY, OHIO

**NOTES TO THE BASIC FINANCIAL STATEMENTS
FOR THE YEAR ENDED JUNE 30, 2023**

Under Ohio Rev. Code Section 3314.08, ODE may also perform a FTE Review subsequent to the fiscal year end that may result in an additional adjustment to the enrollment information as well as claw backs of Foundation funding due to a lack of evidence to support student participation and other matters of noncompliance. ODE did not perform such a review on the School for fiscal year 2023.

As of the date of this report, additional ODE adjustments for fiscal year 2023 are not finalized. As a result, the impact of future FTE adjustments the fiscal year 2023 financial statements is not determinable, at this time. Management believes this may result in either an additional receivable to, or a liability of, the school.

In addition, the School’s contracts with their Sponsor and Management Company require payment based on revenues received from the State. As discussed above, additional FTE adjustments for fiscal year 2023 are not finalized. Until such adjustments are finalized by ODE, the impact on the fiscal year 2023 financial statements, related to additional reconciliation necessary with these contracts/agreements, is not determinable. Management believes this may result in either an additional receivable to, or liability of, the School.

NOTE 11 - SPONSOR CONTRACT

The Academy contracted with Educational Resource Consultants of Ohio, Inc. as its sponsor and oversight services as required by law. Sponsorship fees are calculated as a three percent of state funds received by the Academy from the State of Ohio. For the fiscal year ended June 30, 2023, the total sponsorship fees paid totaled \$143,261.

NOTE 12 - PURCHASED SERVICES

For the period of July 1, 2022 through June 30, 2023, the Academy made the following purchased services commitments.

<u>Purchased Services</u>	<u>Amount</u>
Professional Services	\$ 2,600,319
Property Services	212,437
Utilities	211,077
Travel & Meetings	476
Communications	231,550
Contractual Trade	528,961
Pupil Transportation	133,765
Total	<u>\$ 3,918,585</u>

NOTE 13 – IMPLEMENTATION OF NEW ACCOUNTING PRINCIPLES

For the fiscal year ended June 30, 2023, the School has implemented Governmental Accounting Standards Board (GASB) Statement No. 94, Public-Private and Public-Public Partnerships and Availability Payment Arrangements, GASB Statement No. 96, Subscription-Based Information Technology Arrangements and certain provisions of GASB Statement No. 99, Omnibus2022. The implementation of GASB Statements Nos. 94, 96, and 99 did not have an effect on the financial statements of the School.

ZENITH ACADEMY – FRANKLIN COUNTY, OHIO

**NOTES TO THE BASIC FINANCIAL STATEMENTS
FOR THE YEAR ENDED JUNE 30, 2023**

NOTE 14 – COVID-19

The United States and the State of Ohio declared a state of emergency in March of 2020 due to the COVID-19 pandemic. Ohio's state of emergency ended in June 2021 while the national state of emergency continues. During fiscal year 2023, the School received COVID-19 funding. The financial impact of COVID-19 and the continuing recovery measures will impact subsequent periods of the School. The impact on the School's future operating costs, revenues, and additional recovery from funding, either federal or state, cannot be estimated.

ZENITH ACADEMY – FRANKLIN COUNTY, OHIO

Required Supplementary Information
 Schedule of the Academy's Proportionate Share of the Net Pension Liability
 School Employees Retirement System of Ohio
 Last Ten Fiscal Years

	2023	2022	2021	2020	2019	2018	2017	2016	2015	2014
Academy's Proportion of the Net Pension Liability	0.0335566%	0.0248655%	0.0271943%	0.0181003%	0.0138991%	0.0203977%	0.0123435%	0.0153253%	0.012880%	0.012880%
Academy's Proportionate Share of the Net Pension Liability	\$ 1,815,002	\$ 917,465	\$ 1,798,689	\$ 1,082,974	\$ 796,027	\$ 1,218,717	\$ 903,430	\$ 874,476	\$ 651,849	\$ 765,932
Academy's Covered Payroll	\$ 1,253,529	\$ 858,293	\$ 953,371	\$ 620,941	\$ 512,341	\$ 618,843	\$ 345,671	\$ 625,144	\$ 378,045	\$ 689,393
Academy's Proportionate Share of the Net Pension Liability as a Percentage of its Covered Payroll	144.79%	106.89%	188.67%	174.41%	155.37%	196.93%	261.36%	139.88%	172.43%	111.10%
Plan Fiduciary Net Position as a Percentage of the Total Pension Liability	75.82%	82.86%	68.55%	70.85%	71.36%	69.50%	62.98%	69.16%	71.70%	65.52%

Amounts presented as of the Academy's measurement date which is the prior fiscal period end.

See accompanying notes to the required supplementary information

ZENITH ACADEMY – FRANKLIN COUNTY, OHIO

Required Supplementary Information
 Schedule of the Academy's Proportionate Share of the Net Pension Liability
 State Teachers Retirement System of Ohio
 Last Ten Fiscal Years

	2023	2022	2021	2020	2019	2018	2017	2016	2015	2014
Academy's Proportion of the Net Pension Liability	0.01310018%	0.01434331%	0.01421404%	0.01860520%	0.01756840%	0.01445905%	0.01275510%	0.01452855%	0.01260125%	0.01260125%
Academy's Proportionate Share of the Net Pension Liability	\$ 2,912,187	\$ 1,833,921	\$ 3,439,292	\$ 4,114,429	\$ 3,862,898	\$ 3,434,779	\$ 4,269,319	\$ 4,015,266	\$ 3,065,060	\$ 3,651,080
Academy's Covered Payroll	\$ 1,703,086	\$ 1,769,871	\$ 1,715,414	\$ 2,184,321	\$ 1,997,229	\$ 1,589,593	\$ 1,342,021	\$ 1,515,814	\$ 1,386,538	\$ 1,347,246
Academy's Proportionate Share of the Net Pension Liability as a Percentage of its Covered Payroll	170.99%	103.62%	200.49%	188.36%	193.41%	216.08%	318.13%	264.89%	221.06%	271.00%
Plan Fiduciary Net Position as a Percentage of the Total Pension Liability	78.90%	87.80%	75.50%	77.40%	77.31%	75.29%	66.80%	72.10%	74.70%	69.30%

Amounts presented as of the Academy's measurement date which is the prior fiscal period end.

See accompanying notes to the required supplementary information

ZENITH ACADEMY – FRANKLIN COUNTY, OHIO

Required Supplementary Information
 Schedule of Academy Contributions - Pension
 School Employees Retirement System of Ohio
 Last Ten Fiscal Years

	2023	2022	2021	2020	2019	2018	2017	2016	2015	2014
Contractually Required Contribution	\$ 261,396	\$ 175,494	\$ 120,161	\$ 133,472	\$ 83,827	\$ 69,166	\$ 86,638	\$ 48,394	\$ 82,394	\$ 52,397
Contributions in Relation to the Contractually Required Contribution	<u>(261,396)</u>	<u>(175,494)</u>	<u>(120,161)</u>	<u>(133,472)</u>	<u>(83,827)</u>	<u>(69,166)</u>	<u>(86,638)</u>	<u>(48,394)</u>	<u>(82,394)</u>	<u>(52,397)</u>
Contribution Deficiency (Excess)	<u>\$ -</u>	<u>\$ -</u>	<u>\$ -</u>	<u>\$ -</u>	<u>\$ -</u>	<u>\$ -</u>	<u>\$ -</u>	<u>\$ -</u>	<u>\$ -</u>	<u>\$ -</u>
Academy Covered Payroll	\$ 1,867,114	\$ 1,253,529	\$ 858,293	\$ 953,371	\$ 620,941	\$ 512,341	\$ 618,843	\$ 345,671	\$ 625,144	\$ 378,045
Contributions as a Percentage of Covered Payroll	14.00%	14.00%	14.00%	14.00%	13.50%	13.50%	14.00%	14.00%	13.18%	13.86%

See accompanying notes to the required supplementary information

ZENITH ACADEMY – FRANKLIN COUNTY, OHIO

Required Supplementary Information
 Schedule of Academy Contributions - Pension
 State Teachers Retirement System of Ohio
 Last Ten Fiscal Years

	<u>2023</u>	<u>2022</u>	<u>2021</u>	<u>2020</u>	<u>2019</u>	<u>2018</u>	<u>2017</u>	<u>2016</u>	<u>2015</u>	<u>2014</u>
Contractually Required Contribution	\$ 184,955	\$ 238,432	\$ 247,782	\$ 240,158	\$ 305,805	\$ 279,612	\$ 222,543	\$ 187,883	\$ 212,214	\$ 180,250
Contributions in Relation to the Contractually Required Contribution	<u>(184,955)</u>	<u>(238,432)</u>	<u>(247,782)</u>	<u>(240,158)</u>	<u>(305,805)</u>	<u>(279,612)</u>	<u>(222,543)</u>	<u>(187,883)</u>	<u>(212,214)</u>	<u>(180,250)</u>
Contribution Deficiency (Excess)	<u>\$ -</u>	<u>\$ -</u>	<u>\$ -</u>	<u>\$ -</u>	<u>\$ -</u>	<u>\$ -</u>	<u>\$ -</u>	<u>\$ -</u>	<u>\$ -</u>	<u>\$ -</u>
Academy Covered Payroll	\$ 1,321,107	\$ 1,703,086	\$ 1,769,871	\$ 1,715,414	\$ 2,184,321	\$ 1,997,229	\$ 1,589,593	\$ 1,342,021	\$ 1,515,814	\$ 1,386,538
Contributions as a Percentage of Covered Payroll	14.00%	14.00%	14.00%	14.00%	14.00%	14.00%	14.00%	14.00%	14.00%	13.00%

See accompanying notes to the required supplementary information

ZENITH ACADEMY – FRANKLIN COUNTY, OHIO

Required Supplementary Information
 Schedule of the Academy's Proportionate Share of the Net OPEB Liability
 School Employees Retirement System of Ohio
 Last Seven Fiscal Years (1)

	<u>2023</u>	<u>2022</u>	<u>2021</u>	<u>2020</u>	<u>2019</u>	<u>2018</u>	<u>2017</u>
Academy's Proportion of the Net OPEB Liability	0.0330628%	0.0254930%	0.0270319%	0.0186997%	0.0141980%	0.0278350%	0.0125356%
Academy's Proportionate Share of the Net OPEB Liability	\$ 464,205	\$ 482,476	\$ 587,492	\$ 470,258	\$ 393,891	\$ 557,776	\$ 357,310
Academy's Covered Payroll	\$ 1,253,529	\$ 858,293	\$ 953,371	\$ 620,941	\$ 512,341	\$ 618,843	\$ 345,671
Academy's Proportionate Share of the Net OPEB Liability as a Percentage of its Covered Payroll	37.03%	56.21%	61.62%	75.73%	76.88%	90.13%	103.37%
Plan Fiduciary Net Position as a Percentage of the Total OPEB Liability	30.34%	24.08%	18.17%	15.57%	13.57%	12.46%	11.49%

(1) Information prior to 2017 is not available. Schedule is intended to show ten years of information, and additional information will be displayed as it becomes available.

Amounts presented as of the Academy's measurement date, which is the prior fiscal year end.

See accompanying notes to the required supplementary information

ZENITH ACADEMY – FRANKLIN COUNTY, OHIO

Required Supplementary Information
 Schedule of the Academy's Proportionate Share of the Net OPEB Liability/(Asset)
 State Teachers Retirement System of Ohio
 Last Seven Fiscal Years (1)

	2023	2022	2021	2020	2019	2018	2017
Academy's Proportion of the Net OPEB Liability/Asset	0.01310018%	0.01434330%	0.01421040%	0.01860520%	0.01756840%	0.01445905%	0.01275510%
Academy's Proportionate Share of the Net OPEB Liability/(Asset)	\$ (339,208)	\$ (302,416)	\$ (249,748)	\$ (308,146)	\$ (282,306)	\$ 564,139	\$ 682,115
Academy's Covered Payroll	\$ 1,703,086	\$ 1,769,871	\$ 1,715,414	\$ 2,184,321	\$ 1,997,229	\$ 1,589,593	\$ 1,342,021
Academy's Proportionate Share of the Net OPEB Liability/Asset as a Percentage of its Covered Payroll	-19.92%	-17.09%	-14.56%	-14.11%	-14.13%	35.49%	50.83%
Plan Fiduciary Net Position as a Percentage of the Total OPEB Liability/Asset	174.73%	174.73%	182.13%	174.74%	176.00%	47.11%	37.30%

(1) Information prior to 2017 is not available. Schedule is intended to show ten years of information, and additional information will be displayed as it becomes available.

Amounts presented as of the Academy's measurement date, which is the prior fiscal year end.

See accompanying notes to the required supplementary information

ZENITH ACADEMY – FRANKLIN COUNTY, OHIO

Required Supplementary Information
 Schedule of Academy Contributions - OPEB
 School Employees Retirement System of Ohio
 Last Ten Fiscal Years

	2023	2022	2021	2020	2019	2018	2017	2016	2015	2014
Contractually Required Contribution (1)	\$ 20,838	\$ 15,202	\$ 15,700	\$ 11,749	\$ 15,224	\$ 10,665	\$ 13,512	\$ 6,458	\$ 3,697	\$ 15,596
Contributions in Relation to the Contractually Required Contribution	<u>(20,838)</u>	<u>(15,202)</u>	<u>(15,700)</u>	<u>(11,749)</u>	<u>(15,224)</u>	<u>(10,665)</u>	<u>(13,512)</u>	<u>(6,458)</u>	<u>(3,697)</u>	<u>(15,596)</u>
Contribution Deficiency (Excess)	<u>-</u>	<u>-</u>	<u>-</u>	<u>-</u>	<u>-</u>	<u>-</u>	<u>-</u>	<u>-</u>	<u>-</u>	<u>-</u>
Academy Covered Payroll	\$ 1,867,114	\$ 1,253,529	\$ 858,293	\$ 953,371	\$ 620,941	\$ 512,341	\$ 618,843	\$ 345,671	\$ 648,225	\$ 378,045
OPEB Contributions as a Percentage of Covered Payroll (1)	1.12%	1.21%	1.83%	1.23%	2.45%	2.08%	2.18%	1.87%	0.57%	4.13%

(1) Includes Surcharge

See accompanying notes to the required supplementary information

ZENITH ACADEMY – FRANKLIN COUNTY, OHIO

Required Supplementary Information
 Schedule of Academy Contributions - OPEB
 State Teachers Retirement System of Ohio
 Last Ten Fiscal Years

	<u>2023</u>	<u>2022</u>	<u>2021</u>	<u>2020</u>	<u>2019</u>	<u>2018</u>	<u>2017</u>	<u>2016</u>	<u>2015</u>	<u>2014</u>
Contractually Required Contribution	\$ -	\$ -	\$ -	\$ -	\$ -	\$ -	\$ -	\$ -	\$ -	\$ 13,865
Contributions in Relation to the Contractually Required Contribution	<u>-</u>	<u>-</u>	<u>-</u>	<u>-</u>	<u>-</u>	<u>-</u>	<u>-</u>	<u>-</u>	<u>-</u>	<u>(13,865)</u>
Contribution Deficiency (Excess)	<u>\$ -</u>	<u>\$ -</u>	<u>\$ -</u>	<u>\$ -</u>	<u>\$ -</u>	<u>\$ -</u>	<u>\$ -</u>	<u>\$ -</u>	<u>\$ -</u>	<u>\$ -</u>
Academy Covered Payroll	\$ 1,321,107	\$ 1,703,086	\$ 1,769,871	\$ 1,715,414	\$ 2,184,321	\$ 1,997,229	\$ 1,589,593	\$ 1,342,021	\$ 1,515,814	\$ 1,386,538
Contributions as a Percentage of Covered Payroll	0.00%	0.00%	0.00%	0.00%	0.00%	0.00%	0.00%	0.00%	0.00%	1.00%

See accompanying notes to the required supplementary information

**ZENITH ACADEMY - FRANKLIN COUNTY, OHIO
NOTES TO THE REQUIRED SUPPLEMENTARY INFORMATION
FOR THE FISCAL YEAR ENDED JUNE 30, 2023**

NOTE 1 - NET PENSION LIABILITY

There were no changes in assumptions or benefit terms for the fiscal years reported unless otherwise stated below:

Changes in Assumptions - SERS

For fiscal year 2022, the SERS Board adopted the following assumption changes:

- Assumed rate of inflation was reduced from 3.00 percent to 2.40 percent
- Payroll growth assumption was reduced from 3.50 percent to 1.75 percent
- Assumed real wage growth was reduced from 0.50 percent to 0.85 percent
- Discount rate was reduced from 7.50 percent to 7.00 percent
- Rates of withdrawal, retirement and disability were updated to reflect recent experience.
- Mortality among active members, service retirees and beneficiaries, and disabled members were updated.

For fiscal year 2017, the SERS Board adopted the following assumption changes:

- Assumed rate of inflation was reduced from 3.25 percent to 3.00 percent
- Payroll Growth Assumption was reduced from 4.00 percent to 3.50 percent
- Assumed real wage growth was reduced from 0.75 percent to 0.50 percent
- Rates of withdrawal, retirement and disability were updated to reflect recent experience.
- Mortality among active members was updated to RP-2014 Blue Collar Mortality Table with fully generational projection and a five-year age set-back for both males and females.
- Mortality among service retired members, and beneficiaries was updated to RP-2014 Blue Collar Mortality Table with fully generational projection with Scale BB, 120 percent of male rates, and 110 percent of female rates.
- Mortality among disabled members was updated to RP-2000 Disabled Mortality Table, 90 percent for male rates and 100 percent for female rates, set back five years is used for the period after disability retirement.

Changes in Benefit Terms - SERS

For fiscal year 2022, cost-of-living adjustments were increased from 2.00 percent to 2.50 percent.

For fiscal year 2021, cost-of-living adjustments were reduced from 2.50 percent to 2.00 percent.

For fiscal year 2018, the cost-of-living adjustment was changed from a fixed 3.00 percent to a cost-of-living adjustment that is indexed to CPI-W not greater than 2.50 percent with a floor of zero percent beginning January 1, 2018. In addition, with the authority granted the Board under HB 49, the Board has enacted a three-year COLA suspension for benefit recipients in calendar years 2018, 2019 and 2020.

Changes in Assumptions – STRS

For fiscal year 2022, the Retirement Board approved several changes to the actuarial assumptions. The salary increases were changed from 12.50 percent at age 20 to 2.50 percent at age 65 to varying by service from 2.50 percent to 8.50 percent. The healthy and disabled mortality assumptions were updated to the Pub-2010 mortality tables with generational improvement scale MP-2020.

**ZENITH ACADEMY - FRANKLIN COUNTY, OHIO
NOTES TO THE REQUIRED SUPPLEMENTARY INFORMATION
FOR THE FISCAL YEAR ENDED JUNE 30, 2023**

For fiscal year 2021, the long term expected rate of return was reduced from 7.45 percent to 7.00 percent.

For fiscal year 2018, the Retirement Board approved several changes to the actuarial assumptions in 2017. The long term expected rate of return was reduced from 7.75 percent to 7.45 percent, the inflation assumption was lowered from 2.75 percent to 2.50 percent, the payroll growth assumption was lowered to 3.00 percent, and total salary increases rate was lowered by decreasing the merit component of the individual salary increases, in addition to a decrease of 0.25 percent due to lower inflation. The healthy and disabled mortality assumptions were updated to the RP-2014 mortality tables with generational improvement scale MP-2016. Rates of retirement, termination and disability were modified to better reflect anticipated future experience.

Changes in Benefit Terms - STRS

For fiscal year 2018, the cost-of-living adjustment (COLA) was reduced to zero.

NOTE 2 - NET OPEB LIABILITY (ASSET)

Changes in Assumptions – SERS

Amounts reported incorporate changes in key methods and assumptions used in calculating the total OPEB liability as presented as follows:

Municipal Bond Index Rate:

Fiscal year 2023	3.69 percent
Fiscal year 2022	1.92 percent
Fiscal year 2021	2.45 percent
Fiscal year 2020	3.13 percent
Fiscal year 2019	3.62 percent
Fiscal year 2018	3.56 percent
Fiscal year 2017	2.92 percent

Single Equivalent Interest Rate, net of plan investment expense, including price inflation:

Fiscal year 2023	4.08 percent
Fiscal year 2022	2.27 percent
Fiscal year 2021	2.63 percent
Fiscal year 2020	3.22 percent
Fiscal year 2019	3.70 percent
Fiscal year 2018	3.63 percent
Fiscal year 2017	2.98 percent

Pre-Medicare Trend Assumption

Fiscal year 2023	6.75 percent initially, decreasing to 4.40 percent
Fiscal year 2022	6.75 percent initially, decreasing to 4.40 percent
Fiscal year 2021	7.00 percent initially, decreasing to 4.75 percent
Fiscal year 2020	7.00 percent initially, decreasing to 4.75 percent
Fiscal year 2019	7.25 percent initially, decreasing to 4.75 percent
Fiscal year 2018	7.50 percent initially, decreasing to 4.00 percent

**ZENITH ACADEMY - FRANKLIN COUNTY, OHIO
NOTES TO THE REQUIRED SUPPLEMENTARY INFORMATION
FOR THE FISCAL YEAR ENDED JUNE 30, 2023**

Medicare Trend Assumption

Fiscal year 2023	7.00 percent initially, decreasing to 4.40 percent
Fiscal year 2022	5.125 percent initially, decreasing to 4.40 percent
Fiscal year 2021	5.25 percent initially, decreasing to 4.75 percent
Fiscal year 2020	5.25 percent initially, decreasing to 4.75 percent
Fiscal year 2019	5.375 percent initially, decreasing to 4.75 percent
Fiscal year 2018	5.50 percent initially, decreasing to 5.00 percent

Changes in Benefit Terms - SERS

There have been no changes to the benefit provisions.

Changes in Assumptions – STRS

For fiscal year 2022, the healthy and disabled mortality assumptions were updated to the RPub-2010 mortality tables with generational improvement scale MP-2020. Rates of retirement, termination and disability were modified to better reflect anticipated future experience.

For fiscal year 2022, the following changes were made to the actuarial assumptions:

- Projected salary increases from 3.25 to 10.75 percent, including wage inflation to varying by service from 2.50 to 8.50 percent
- Medicare medical health care cost trends from -16.18 percent initial to -68.78 percent initial and 4.00 percent ultimate to 3.94 percent ultimate
- Medicare prescription drug health care cost trends from 29.98 percent initial to -5.47 percent initial and 4.00 percent ultimate to 3.94 percent ultimate

For fiscal year 2021, valuation year per capita health care costs were updated. Health care cost trend rates ranged from -5.20 percent to 9.60 percent initially for fiscal year 2020 and changed for fiscal year 2021 to a range of -6.69 percent to 11.87 percent, initially.

For fiscal year 2019, the discount rate was increased from the blended rate of 4.13 percent to the long-term expected rate of return of 7.45 percent. Valuation year per capita health care costs were updated. Health care cost trend rates ranged from 6.00 percent to 11 percent initially and a 4.50 percent ultimate rate for fiscal year 2018 and changed for fiscal year 2019 to a range of -5.20 percent to 9.60 percent, initially and a 4.00 ultimate rate.

For fiscal year 2018, the blended discount rate was increased from 3.26 percent to 4.13 percent. Valuation year per capita health care costs were updated, and the salary scale was modified. The percentage of future retirees electing each option was updated based on current data and the percentage of future disabled retirees and terminated vested participants electing health coverage were decreased. The assumed mortality, disability, retirement, withdrawal and future health care cost trend rates were modified along with the portion of rebated prescription drug costs.

**ZENITH ACADEMY - FRANKLIN COUNTY, OHIO
NOTES TO THE REQUIRED SUPPLEMENTARY INFORMATION
FOR THE FISCAL YEAR ENDED JUNE 30, 2023**

Changes in Benefit Terms – STRS

For fiscal year 2021, there were no changes to the claims costs process. Claim curves were updated to reflect the projected fiscal year 2021 premium based on June 30, 2020 enrollment distribution. The non-Medicare subsidy percentage was increased effective January 1, 2021 from 1.984 percent to 2.055 percent per year of service. The non-Medicare frozen subsidy base premium was increased effective January 1, 2021. The Medicare subsidy percentages were adjusted effective January 1, 2021 to .1 percent for the AMA Medicare plan. The Medicare Part B monthly reimbursement elimination date was postponed indefinitely.

For fiscal year 2020, there was no change to the claims costs process. Claim curves were trended to the fiscal year ending June 30, 2020 to reflect the current price renewals. The non-Medicare subsidy percentage was increased effective January 1, 2020 from 1.944 percent to 1.984 percent per year of service. The non-Medicare frozen subsidy base premium was increased effective January 1, 2020. The Medicare subsidy percentages were adjusted effective January 1, 2021 to 2.1 percent for the Medicare plan. The Medicare Part B monthly reimbursement elimination date was postponed to January 1, 2021.

For fiscal year 2019, the subsidy multiplier for non-Medicare benefit recipients was increased from 1.9 percent to 1.944 percent per year of service effective January 1, 2019. The non-Medicare frozen subsidy base premium was increased effective January 1, 2019 and all remaining Medicare Part B premium reimbursements will be discontinued beginning January 1, 2020.

For fiscal year 2018, the subsidy multiplier for non-Medicare benefit recipients was reduced from 2.1 percent to 1.9 percent per year of service. Medicare Part B premium reimbursements were discontinued for certain survivors and beneficiaries and all remaining Medicare Part B premium reimbursements will be discontinued beginning January 2019. This was subsequently extended, see above paragraph.

**ZENITH ACADEMY
FRANKLIN COUNTY, OHIO
SCHEDULE OF EXPENDITURES OF FEDERAL AWARDS
FOR THE FISCAL YEAR ENDED JUNE 30, 2023**

Federal Grantor/ Pass-Through Grantor/ Program or Cluster Title	Assistance Listing Number	Expenditures
<u>U.S. Department of Agriculture</u>		
<i>Passed through Ohio Department of Education</i>		
Child Nutrition Cluster:		
School Breakfast Program	10.553	\$ 171,158
National School Lunch Program	10.555	308,581
COVID-19 - National School Lunch Program	10.555	16,646
Total Child Nutrition Cluster		<u>496,385</u>
COVID-19 - Pandemic EBT Administrative Costs	10.649	628
Total U.S. Department of Agriculture		<u>497,013</u>
<u>U.S. Department of Education</u>		
<i>Passed through Ohio Department of Education</i>		
Title I - Grants to Local Educational Agencies	84.010	<u>514,647</u>
Special Education Cluster (IDEA):		
COVID-19 - Special Education - Grants to States	84.027X	28,255
Special Education - Grants to States	84.027	55,851
COVID-19 - Preschool	84.173X	2,094
Total Special Education Cluster		<u>86,200</u>
English Language Acquisition State Grants	84.365	<u>27,723</u>
Improving Teacher Quality States Grants	84.367	<u>32,078</u>
Student Support and Academic Enrichment Grants	84.424	<u>33,017</u>
Education Stabilization Fund -		
COVID-19 - ARP ESSER	84.425D	2,258,217
COVID-19 - ARP Homeless	84.425W	16,940
Total ALN #84.425		<u>2,275,157</u>
Total U.S. Department of Education		<u>2,968,822</u>
TOTAL EXPENDITURES OF FEDERAL AWARDS		<u><u>\$ 3,465,835</u></u>

See accompanying notes to the Schedule of Expenditures of Federal Awards.

**ZENITH ACADEMY
FRANKLIN COUNTY, OHIO
NOTES TO THE SCHEDULE OF EXPENDITURES OF FEDERAL AWARDS
JUNE 30, 2023**

NOTE 1: BASIS OF PRESENTATION

The accompanying Schedule of Expenditures of Federal Awards (the Schedule) includes the federal award activity of Zenith Academy under programs of the federal government for the year ended June 30, 2023. The information in this Schedule is presented in accordance with the requirements of Title 2 U.S. Code of Federal Regulations Part 200, *Uniform Administrative Requirements, Cost Principles, and Audit Requirements for Federal Awards* (Uniform Guidance). Because the Schedule presents only a selected portion of the operations of Zenith Academy, it is not intended to and does not present the financial position, changes in net position, or cash flows of Zenith Academy.

NOTE 2: SUMMARY OF SIGNIFICANT ACCOUNTING POLICIES

Expenditures reported on the Schedule are reported on the cash basis of accounting. Such expenditures are recognized following the cost principles contained in the Uniform Guidance, wherein certain types of expenditures are not allowable or are limited as to reimbursement.

NOTE 3: INDIRECT COST RATE

Zenith Academy has elected not to use the 10 percent de minimis indirect cost rate allowed under the Uniform Guidance.

NOTE 4: CHILD NUTRITION CLUSTER

The Academy commingles cash receipts from the U.S. Department of Agriculture with similar State grants. When reporting expenditures on this Schedule, the Academy assumes it expends federal monies first.

INDEPENDENT AUDITOR'S REPORT ON INTERNAL CONTROL OVER FINANCIAL REPORTING AND ON COMPLIANCE AND OTHER MATTERS BASED ON AN AUDIT OF FINANCIAL STATEMENTS PERFORMED IN ACCORDANCE WITH GOVERNMENT AUDITING STANDARDS

Zenith Academy
Franklin County
4606 Heaton Road
Columbus, Ohio 43229

To the Members of the Board:

We have audited, in accordance with the auditing standards generally accepted in the United States of America and the standards applicable to financial audits contained in *Government Auditing Standards* issued by the Comptroller General of the United States, the financial statements of the Zenith Academy, Franklin County, Ohio, (the Academy) as of and for the year ended June 30, 2023, and the related notes to the financial statements, which collectively comprise the Academy's basic financial statements, and have issued our report thereon dated January 29, 2024.

Report on Internal Control Over Financial Reporting

In planning and performing our audit of the financial statements, we considered the Academy's internal control over financial reporting (internal control) to determine the audit procedures that are appropriate in the circumstances for the purpose of expressing our opinion on the financial statements, but not for the purpose of expressing an opinion on the effectiveness of the Academy's internal control. Accordingly, we do not express an opinion on the effectiveness of the Academy's internal control.

A *deficiency in internal control* exists when the design or operation of a control does not allow management or employees, in the normal course of performing their assigned functions, to prevent, or detect and correct, misstatements on a timely basis. A *material weakness* is a deficiency, or a combination of deficiencies, in internal control, such that there is a reasonable possibility that a material misstatement of the Academy's financial statements will not be prevented, or detected and corrected, on a timely basis. A *significant deficiency* is a deficiency, or a combination of deficiencies, in internal control that is less severe than a material weakness, yet important enough to merit attention by those charged with governance.


Our consideration of internal control was for the limited purpose described in the first paragraph of this section and was not designed to identify all deficiencies in internal control that might be material weaknesses or significant deficiencies. Given these limitations, during our audit we did not identify any deficiencies in internal control that we consider to be material weaknesses. However, material weaknesses or significant deficiencies may exist that have not been identified.

Report on Compliance and Other Matters

As part of obtaining reasonable assurance about whether the Academy's financial statements are free from material misstatement, we performed tests of its compliance with certain provisions of laws, regulations, contracts, and grant agreements, noncompliance with which could have a direct and material effect on the determination of financial statement amounts. However, providing an opinion on compliance with those provisions was not an objective of our audit, and accordingly, we do not express such an opinion. The results of our tests disclosed no instances of noncompliance or other matters that are required to be reported under Government Auditing Standards.

Purpose of This Report

The purpose of this report is solely to describe the scope of our testing of internal control and compliance and the results of that testing, and not to provide an opinion on the effectiveness of the Academy's internal control or on compliance. This report is an integral part of an audit performed in accordance with *Government Auditing Standards* in considering the Academy's internal control and compliance. Accordingly, this communication is not suitable for any other purpose.



Zupka & Associates
Certified Public Accountants

January 29, 2024

**INDEPENDENT AUDITOR'S REPORT ON COMPLIANCE FOR EACH MAJOR
FEDERAL PROGRAM AND ON INTERNAL CONTROL OVER COMPLIANCE
REQUIRED BY THE UNIFORM GUIDANCE**

Zenith Academy
Franklin County
4606 Heaton Road
Columbus, Ohio 43229

To the Members of the Board:

Report on Compliance for Each Major Federal Program

Opinion on Each Major Federal Program

We have audited the Zenith Academy, Franklin County, Ohio's (the Academy) compliance with the types of compliance requirements identified as subject to audit in the OMB *Compliance Supplement* that could have a direct and material effect on the Academy's major federal program for the year ended June 30, 2023. The Academy's major federal program is identified in the summary of auditor's results section of the accompanying Schedule of Findings and Questioned Costs.

In our opinion, the Zenith Academy complied, in all material respects, with the types of compliance requirements referred to above that could have a direct and material effect on its major federal program for the year ended June 30, 2023.

Basis for Opinion on Each Major Federal Program

We conducted an audit of compliance in accordance with auditing standards generally accepted in the United States of America (GAAS); the standards applicable to financial audits contained in *Government Auditing Standards* issued by the Comptroller General of the United States (*Government Auditing Standards*); and the audit requirements of Title 2 U.S. *Code of Federal Regulations* Part 200, *Uniform Administrative Requirements for Federal Awards* (Uniform Guidance). Our responsibilities under those standards and the Uniform Guidance are further described in the Auditor's Responsibilities for the Audit of Compliance section of our report.

We are required to be independent of the Zenith Academy, and to meet our other ethical responsibilities, in accordance with relevant ethical requirements relating to our audit. We believe that the audit evidence we have obtained is sufficient and appropriate to provide a basis for our opinion on compliance for each major federal program. Our audit does not provide a legal determination of the Zenith Academy's compliance with the compliance requirements referred to above.

Responsibilities of Management for Compliance

Management is responsible for compliance with the requirements referred to above and for the design, implementation, and maintenance of effective internal control over compliance with the requirements of laws, statutes, regulations, rules and provisions of contracts or grant agreements to the Zenith Academy's federal programs.

Auditor's Responsibilities for the Audit of Compliance

Our objectives are to obtain reasonable assurance about whether material noncompliance with the compliance requirements referred to above occurred, whether due to fraud or error, and express an opinion on the Zenith Academy's compliance based on our audit. Reasonable assurance is a high level of assurance but is not absolute assurance and therefore is not a guarantee that an audit conducted in accordance with GAAS, *Government Auditing Standards*, and the Uniform Guidance will always detect material noncompliance when it exists. The risk of not detecting material noncompliance resulting from fraud is higher than for that resulting from error, as fraud may involve collusion, forgery, intentional omissions, misrepresentations, or the override of internal control. Noncompliance with the compliance requirements referred to above is considered material, if there is a substantial likelihood that, individually or in the aggregate, it would influence the judgment made by a reasonable user of the report on compliance about the Zenith Academy's compliance with the requirements of each major federal program as a whole.

In performing an audit in accordance with GAAS, *Government Auditing Standards*, and the Uniform Guidance, we

- exercise professional judgment and maintain professional skepticism throughout the audit.
- identify and assess the risks of material noncompliance, whether due to fraud or error, and design and perform audit procedures responsive to those risks. Such procedures include examining, on a test basis, evidence regarding the Zenith Academy's compliance with the compliance requirements referred to above and performing such other procedures as we considered necessary in the circumstances.
- obtain an understanding of the Zenith Academy's internal control over compliance relevant to the audit in order to design audit procedures that are appropriate in the circumstances and to test and report on internal control over compliance in accordance with the Uniform Guidance, but not for the purpose of expressing an opinion on the effectiveness of the Zenith Academy's internal control over compliance. Accordingly, no such opinion is expressed.

We are required to communicate with those charged with governance regarding, among other matters, the planned scope and timing of the audit and any significant deficiencies and material weaknesses in internal control over compliance that we identified during the audit.

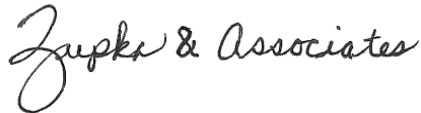
Report on Internal Control over Compliance

A *deficiency in internal control over compliance* exists when the design or operation of a control over compliance does not allow management or employees, in the normal course of performing their assigned functions, to prevent, or detect and correct, noncompliance with a type of compliance requirement of a federal program on a timely basis. A *material weakness in internal control over compliance* is a deficiency, or combination of deficiencies, in internal control over compliance, such that there is a reasonable possibility that material noncompliance with a type of compliance requirement of a federal program will not be prevented, or detected and corrected, on a timely basis. A *significant deficiency in internal control over compliance* is a deficiency, or a combination of deficiencies, in internal control over compliance with a type of compliance requirement of a federal program that is less severe than a material weakness in internal control over compliance, yet important enough to merit attention by those charged with governance.

Our consideration of internal control over compliance was for the limited purpose described in the Auditor's Responsibilities for the Audit of Compliance section above and was not designed to identify all deficiencies in internal control over compliance that might be material weaknesses or significant deficiencies in internal control over compliance. Given these limitations, during our audit we did not identify any deficiencies in internal control over compliance that we consider to be material weaknesses, as defined above. However, material weaknesses or significant deficiencies in internal control over compliance may exist that were not identified.

Our audit was not designed for the purpose of expressing an opinion on the effectiveness of internal control over compliance. Accordingly, no such opinion is expressed.

The purpose of this report on internal control over compliance is solely to describe the scope of our testing of internal control over compliance and the results of that testing based on the requirements of the Uniform Guidance. Accordingly, this report is not suitable for any other purpose.



Zupka & Associates
Certified Public Accountants

January 29, 2024

**ZENITH ACADEMY
FRANKLIN COUNTY, OHIO
SCHEDULE OF FINDINGS AND QUESTIONED COSTS
UNIFORM GUIDANCE
JUNE 30, 2023**

1. SUMMARY OF AUDITOR'S RESULTS

2023(i)	Type of Financial Statement Opinion	Unmodified
2023(ii)	Were there any material control weaknesses reported at the financial statement level (GAGAS)?	No
2023(ii)	Were there any significant deficiencies in internal control reported at the financial statement level (GAGAS)?	No
2023(iii)	Was there any reported material noncompliance at the financial statement level (GAGAS)?	No
2023(iv)	Were there any material internal control weaknesses reported for major federal programs?	No
2023(iv)	Were there any significant deficiencies in internal control reported for major federal programs?	No
2023(v)	Type of Major Programs' Compliance Opinions	Unmodified
2023(vi)	Are there any reportable findings under 2 CFR 200.516(a)?	No
2023(vii)	Major Programs (list): Education Stabilization Fund - COVID-19 - ARP ESSER - ALN #84.425D COVID-19 - ARP Homeless - ALN #84.425W	
2023(viii)	Dollar Threshold: A/B Program	Type A: \$750,000 Type B: All Others
2023(ix)	Low Risk Auditee?	Yes

2. FINDINGS RELATED TO THE FINANCIAL STATEMENTS REQUIRED TO BE REPORTED IN ACCORDANCE WITH GAGAS

None.

3. FINDINGS AND QUESTIONED COSTS FOR FEDERAL AWARDS

None.

**ZENITH ACADEMY
FRANKLIN COUNTY, OHIO
SCHEDULE OF PRIOR AUDIT FINDINGS AND RECOMMENDATIONS
FOR THE FISCAL YEAR ENDED JUNE 30, 2023**

The prior audit report, as of June 30, 2022, included no findings or management letter recommendations.

This page intentionally left blank.

OHIO AUDITOR OF STATE KEITH FABER



ZENITH ACADEMY

FRANKLIN COUNTY

AUDITOR OF STATE OF OHIO CERTIFICATION

This is a true and correct copy of the report, which is required to be filed pursuant to Section 117.26, Revised Code, and which is filed in the Office of the Ohio Auditor of State in Columbus, Ohio.



Certified for Release 3/28/2024

88 East Broad Street, Columbus, Ohio 43215
Phone: 614-466-4514 or 800-282-0370

This report is a matter of public record and is available online at
www.ohioauditor.gov