

CLINTON MASSIE LOCAL SCHOOL DISTRICT
CLINTON COUNTY
SINGLE AUDIT
FOR THE FISCAL YEAR ENDED JUNE 30, 2024



Millhuff-Stang, CPA, Inc.
8841 Ohio River Road / Wheelersburg, Ohio 45694 / Phone: 740.876.8548
45 West Second Street, Suite D / Chillicothe, Ohio 45601 / Phone: 740.851.4978
Fax: 888.876.8549

natalie@millhuffstangcpa.com / roush@millhuffstangcpa.com
www.millhuffstangcpa.com

OHIO AUDITOR OF STATE
KEITH FABER



65 East State Street
Columbus, Ohio 43215
ContactUs@ohioauditor.gov
800-282-0370

Board of Education
Clinton Massie Local School District
2556 Lebanon Road
Clarksville, Ohio 45113

We have reviewed the *Independent Auditor's Report* of Clinton Massie Local School District, Clinton County, prepared by Millhuff-Stang, CPA, Inc., for the audit period July 1, 2023 through June 30, 2024. Based upon this review, we have accepted these reports in lieu of the audit required by Section 117.11, Revised Code. The Auditor of State did not audit the accompanying financial statements and, accordingly, we are unable to express, and do not express an opinion on them.

Our review was made in reference to the applicable sections of legislative criteria, as reflected by the Ohio Constitution, and the Revised Code, policies, procedures and guidelines of the Auditor of State, regulations and grant requirements. Clinton Massie Local School District is responsible for compliance with these laws and regulations.

A handwritten signature in cursive script that reads "Keith Faber".

Keith Faber
Auditor of State
Columbus, Ohio

June 12, 2025

This page intentionally left blank.

Clinton Massie Local School District
Clinton County
Table of Contents
For the Fiscal Year Ended June 30, 2024

Title	Page
Independent Auditor’s Report.....	1
Management’s Discussion and Analysis	5
Basic Financial Statements:	
Government-Wide Financial Statements:	
Statement of Net Position	15
Statement of Activities.....	16
Fund Financial Statements:	
Balance Sheet – Governmental Funds	17
Reconciliation of Total Governmental Fund Balance to Net Position of Governmental Activities.....	18
Statement of Revenues, Expenditures and Changes in Fund Balance – Governmental Funds.....	19
Reconciliation of the Statement of Revenues, Expenditures and Changes in Fund Balance of Governmental Funds to the Statement of Activities	20
Notes to the Basic Financial Statements	21
Required Supplementary Information:	
Schedule of the District’s Proportionate Share of the Net Pension Liability-SERS – Last Ten Fiscal Years	58
Schedule of District’s Contributions for Net Pension Liability-SERS – Last Ten Fiscal Years.....	59
Schedule of the District’s Proportionate Share of the Net Pension Liability-STRS – Last Ten Fiscal Years	60
Schedule of District’s Contributions for Net Pension Liability-STRS – Last Ten Fiscal Years.....	61
Schedule of the District’s Proportionate Share of the Net OPEB Liability-SERS – Last Eight Fiscal Years	62
Schedule of the District’s Contributions for Net OPEB Liability -SERS – Last Nine Fiscal Years.....	63
Schedule of the District’s Proportionate Share of the Net OPEB (Asset)/Liability-STRS – Last Eight Fiscal Years	64
Schedule of the District’s Contributions for Net OPEB (Asset)/Liability-STRS – Last Nine Fiscal Years.....	65

Schedule of Revenues, Expenditures and Changes in Fund Balance – Budget and Actual (Non-GAAP Budgetary Basis) – General Fund.....	66
Notes to the Required Supplementary Information.....	67
Schedule of Expenditures of Federal Awards	76
Notes to the Schedule of Expenditures of Federal Awards.....	77
Report on Internal Control Over Financial Reporting and on Compliance and Other Matters Based on an Audit of Financial Statements Performed in Accordance With <i>Government Auditing Standards</i>	78
Report on Compliance For Each Major Federal Program and on Internal Control Over Compliance Required by the Uniform Guidance	80
Schedule of Findings and Questioned Costs	83
Corrective Action Plan.....	84
Schedule of Prior Audit Findings.....	85

Independent Auditor's Report

Board of Education
Clinton Massie Local School District
2556 Lebanon Road
Clarksville, Ohio 45113

Report on the Audit of the Financial Statements

Opinions

We have audited the financial statements of the governmental activities, the major fund, and the aggregate remaining fund information of Clinton Massie Local School District, Clinton County, Ohio (the District), as of and for the year ended June 30, 2024, and the related notes to the financial statements, which collectively comprise the District's basic financial statements as listed in the table of contents.

In our opinion, the accompanying financial statements referred to above present fairly, in all material respects, the respective financial position of the governmental activities, the major fund, and the aggregate remaining fund information of Clinton Massie Local School District, Clinton County, Ohio, as of June 30, 2024, and the respective changes in financial position for the year then ended in accordance with accounting principles generally accepted in the United States of America.

Basis for Opinions

We conducted our audit in accordance with auditing standards generally accepted in the United States of America (GAAS) and the standards applicable to financial audits contained in *Government Auditing Standards*, issued by the Comptroller General of the United States (*Government Auditing Standards*). Our responsibilities under those standards are further described in the Auditor's Responsibilities for the Audit of the Financial Statements section of our report. We are required to be independent of the District, and to meet our other ethical responsibilities, in accordance with the relevant ethical requirements relating to our audit. We believe that the audit evidence we have obtained is sufficient and appropriate to provide a basis for our audit opinions.

Responsibilities of Management for the Financial Statements

Management is responsible for the preparation and fair presentation of the financial statements in accordance with accounting principles generally accepted in the United States of America, and for the design, implementation, and maintenance of internal control relevant to the preparation and fair presentation of financial statements that are free from material misstatement, whether due to fraud or error.

In preparing the financial statements, management is required to evaluate whether there are conditions or events, considered in the aggregate, that raise substantial doubt about the District's ability to continue as a going concern for twelve months beyond the financial statement date, including any currently known information that may raise substantial doubt shortly thereafter.

Auditor's Responsibilities for the Audit of the Financial Statements

Our objectives are to obtain reasonable assurance about whether the financial statements as a whole are free from material misstatement, whether due to fraud or error, and to issue an auditor's report that includes our opinions. Reasonable assurance is a high level of assurance but is not absolute assurance and therefore is not a guarantee that an audit conducted in accordance with GAAS and *Government Auditing Standards* will always detect a material misstatement when it exists. The risk of not detecting a material misstatement resulting from fraud is higher than for one resulting from error, as fraud may involve collusion, forgery, intentional omissions, misrepresentations, or the override of internal control. Misstatements are considered material if there is a substantial likelihood that, individually or in the aggregate, they would influence the judgment made by a reasonable user based on the financial statements.

In performing an audit in accordance with GAAS and *Government Auditing Standards*, we

- exercise professional judgment and maintain professional skepticism throughout the audit.
- identify and assess the risks of material misstatement of the financial statements, whether due to fraud or error, and design and perform audit procedures responsive to those risks. Such procedures include examining, on a test basis, evidence regarding the amounts and disclosures in the financial statements.
- obtain an understanding of internal control relevant to the audit in order to design audit procedures that are appropriate in the circumstances, but not for the purpose of expressing an opinion on the effectiveness of the District's internal control. Accordingly, no such opinion is expressed.
- evaluate the appropriateness of accounting policies used and the reasonableness of significant accounting estimates made by management, as well as evaluate the overall presentation of the financial statements.
- conclude whether, in our judgment, there are conditions or events, considered in the aggregate, that raise substantial doubt about the District's ability to continue as a going concern for a reasonable period of time.

We are required to communicate with those charged with governance regarding, among other matters, the planned scope and timing of the audit, significant audit findings, and certain internal control-related matters that we identified during the audit.

Required Supplementary Information

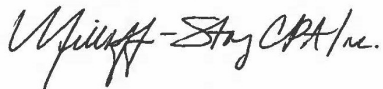
Accounting principles generally accepted in the United States of America require that the management's discussion and analysis, the budgetary comparison schedule for the General Fund, the schedules of District's proportionate share of the net pension and OPEB liabilities (assets), and the schedules of District contributions be presented to supplement the basic financial statements. Such information is the responsibility of management and, although not a part of the basic financial statements, is required by the Governmental Accounting Standards Board who considers it to be an essential part of financial reporting for placing the basic financial statements in an appropriate operational, economic, or historical context. We have applied certain limited procedures to the required supplementary information in accordance with auditing standards generally accepted in the United States of America, which consisted of inquiries of management about the methods of preparing the information and comparing the information for consistency with management's responses to our inquiries, the basic financial statements, and other knowledge we obtained during our audit of the basic financial statements. We do not express an opinion or provide any assurance on the information because the limited procedures do not provide us with sufficient evidence to express an opinion or provide any assurance.

Supplementary Information

Our audit was conducted for the purpose of forming opinions on the financial statements that collectively comprise the District's basic financial statements. The schedule of expenditures of federal awards, as required by Title 2 U.S. *Code of Federal Regulations* (CFR) Part 200, *Uniform Administrative Requirements, Cost Principles, and Audit Requirements for Federal Awards* (Uniform Guidance), is presented for purposes of additional analysis and is not a required part of the basic financial statements. Such information is the responsibility of management and was derived from and relates directly to the underlying accounting and other records used to prepare the basic financial statements. The information has been subjected to the auditing procedures applied in the audit of the basic financial statements and certain additional procedures, including comparing and reconciling such information directly to the underlying accounting and other records used to prepare the basic financial statements or to the basic financial statements themselves, and other additional procedures in accordance with auditing standards generally accepted in the United States of America. In our opinion, the schedule of expenditures of federal awards is fairly stated, in all material respects, in relation to the basic financial statements as a whole.

Other Reporting Required by *Government Auditing Standards*

In accordance with *Government Auditing Standards*, we have also issued our report dated March 14, 2025 on our consideration of the District's internal control over financial reporting and on our tests of its compliance with certain provisions of laws, regulations, contracts, and grant agreements and other matters. The purpose of that report is to describe the scope of our testing of internal control over financial reporting and compliance and the results of that testing, and not to provide an opinion on the effectiveness of the District's internal control over financial reporting or on compliance. That report is an integral part of an audit performed in accordance with *Government Auditing Standards* in considering the District's internal control over financial reporting and compliance.



Millhuff-Stang, CPA, Inc.
Chillicothe, Ohio

March 14, 2025

Intentionally Left Blank

**Clinton-Massie Local School District
Management's Discussion and Analysis
For the Fiscal Year Ended June 30, 2024
(Unaudited)**

The discussion and analysis of Clinton-Massie Local School District's financial performance provides an overall review of the District's financial activities for the fiscal year ended June 30, 2024. The intent of this discussion and analysis is to look at the District's financial performance as a whole; readers should also review the notes to the basic financial statements and the basic financial statements to enhance their understanding of the District's performance.

Financial Highlights

Key financial highlights for 2024 are as follows:

- Net position of governmental activities decreased \$2,250,081 which represents a 20% decrease from 2023.
- General revenues accounted for \$19,729,462 in revenue or 84% of all revenues. Program specific revenues in the form of charges for services and sales, operating grants and contributions accounted for \$3,889,639 or 16% of total revenues of \$23,619,101.
- The District had \$25,869,182 in expenses related to governmental activities; \$3,889,639 of these expenses were offset by program specific charges for services, grants or contributions. General revenues of \$19,729,462 were also used to provide for these programs.

Overview of the Financial Statements

This annual report consists of a series of financial statements and notes to those statements. These statements are organized so the reader can understand the District as a financial whole, an entire operating entity. The statements then proceed to provide an increasingly detailed look at specific financial activities.

The *Statement of Net Position* and *Statements of Activities* provide information about the activities of the whole District, presenting both an aggregate view of the District's finances and a longer-term view of those finances. Fund financial statements provide the next level of detail. For governmental funds, these statements tell how services were financed in the short-term as well as what remains for future spending. The fund financial statements also look at the District's most significant funds with all other nonmajor funds presented in total in one column. The General Fund is the major fund of the District.

Government-Wide Financial Statements

While this document contains the large number of funds used by the District to provide programs and activities, the view of the District as a whole looks at all financial transactions and asks the questions, "How did we do financially during 2024?" The Government-wide Financial Statements answers this question. These statements include *all assets and deferred outflows*, and *liabilities and deferred inflows* using the accrual basis of accounting similar to the accounting used by most private-sector companies. This basis of accounting takes into account all of the current year's revenues and expenses regardless of when cash is received or paid.

**Clinton-Massie Local School District
Management’s Discussion and Analysis
For the Fiscal Year Ended June 30, 2024
(Unaudited)**

These two statements report the District’s *net position* and changes in net position. This change in net position is important because it tells the reader that, for the District as a whole, the financial position has improved or diminished. The causes of this change may be the result of many factors, both financial and non-financial. Non-financial factors include the District’s property tax base, current property tax laws in Ohio restricting revenue growth, facility conditions, required educational programs and other factors.

In the Government-wide Financial Statements, the overall financial position of the District is presented in the following manner:

- Governmental Activities – Most of the District’s programs and services are reported here including instruction, support services, operation of non-instructional services, extracurricular activities, and interest and fiscal charges.

Fund Financial Statements

The analysis of the District’s major funds are presented in the Fund Financial Statements. Fund financial reports provide detailed information about the District’s major funds. The District uses many funds to account for a multitude of financial transactions. However, these fund financial statements focus on the District’s most significant funds.

Governmental Funds Most of the District’s activities are reported in governmental funds, which focus on how money flows into and out of those funds and the balances left at year-end available for spending in future periods. These funds are reported using an accounting method called *modified accrual* accounting, which measures cash and all other *financial assets* that can readily be converted to cash. The governmental fund statements provide a detailed *short-term view* of the District’s general government operations and the basic services it provides. Governmental fund information helps you determine whether there are more or fewer financial resources that can be spent in the near future to finance educational programs. The relationship (or differences) between governmental *activities* (reported in the Statement of Net Position and the Statement of Activities) and governmental *funds* is reconciled in the financial statements.

The District as a Whole

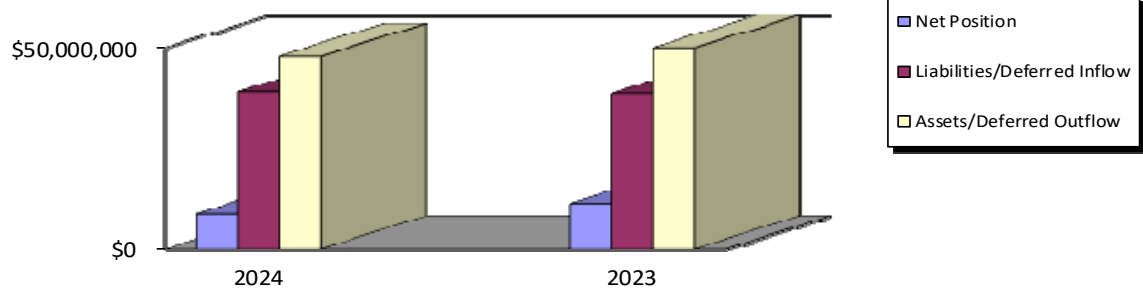
As stated previously, the Statement of Net Position looks at the District as a whole. Table 1 provides a summary of the District’s net position for 2024 compared to 2023:

This Space Intentionally Left Blank

**Clinton-Massie Local School District
Management’s Discussion and Analysis
For the Fiscal Year Ended June 30, 2024
(Unaudited)**

**Table 1
Net Position**

	Governmental Activities	
	2024	2023
Assets:		
Current and Other Assets	\$13,437,533	\$13,995,106
Net OPEB Asset	1,282,613	1,639,920
Capital Assets	<u>27,880,479</u>	<u>29,022,416</u>
Total Assets	<u>42,600,625</u>	<u>44,657,442</u>
Deferred Outflows of Resources:		
Deferred Charge on Refunding	100,441	120,529
Pension	4,672,032	4,648,643
OPEB	<u>947,840</u>	<u>459,730</u>
Total Deferred Outflows of Resources	<u>5,720,313</u>	<u>5,228,902</u>
Liabilities:		
Other Liabilities	2,341,216	2,073,011
Long-Term Liabilities	<u>24,265,718</u>	<u>23,616,167</u>
Total Liabilities	<u>26,606,934</u>	<u>25,689,178</u>
Deferred Inflows of Resources:		
Property Taxes	9,341,141	8,564,111
Pension	1,120,304	1,738,049
OPEB	<u>2,165,644</u>	<u>2,558,010</u>
Total Deferred Inflows of Resources	<u>12,627,089</u>	<u>12,860,170</u>
Net Position:		
Net Investment in Capital Assets	24,705,380	25,400,638
Restricted	2,302,366	2,930,726
Unrestricted	<u>(17,920,831)</u>	<u>(16,994,368)</u>
Total Net Position	<u>\$9,086,915</u>	<u>\$11,336,996</u>



Over time, net position can serve as a useful indicator of a government’s financial position. At June 30, 2024, the District’s assets and deferred outflows of resources exceeded liabilities and deferred inflows of resources by \$9,086,915.

**Clinton-Massie Local School District
Management's Discussion and Analysis
For the Fiscal Year Ended June 30, 2024
(Unaudited)**

At year-end, capital assets represented 65% of total assets. Capital assets include land, land improvements, buildings and improvements, equipment and vehicles. Capital assets, net of related debt to acquire the assets at June 30, 2024, were \$24,705,380. These capital assets are used to provide services to the students and are not available for future spending. Although the District's investment in capital assets is reported net of related debt, it should be noted that the resources to repay the debt must be provided from other sources, since capital assets may not be used to liquidate these liabilities.

A portion of the District's net position, \$2,302,366 represents resources that are subject to external restriction on how they must be used. The external restriction will not affect the availability of fund resources for future use.

Capital assets decreased due to additions being less than depreciation expense for the fiscal year. Long-term liabilities increased due to an increase in the net pension liability.

Table 2 shows the changes in net position for fiscal years 2024 and 2023.

This Space Intentionally Left Blank

**Clinton-Massie Local School District
Management’s Discussion and Analysis
For the Fiscal Year Ended June 30, 2024
(Unaudited)**

**Table 2
Changes in Net Position**

	Governmental Activities	
	2024	2023
Revenues:		
Program Revenues		
Charges for Services	\$1,341,869	\$1,389,427
Operating Grants, Contributions	2,429,720	2,890,930
Capital Grants and Contributions	118,050	0
General Revenues:		
Income Taxes	1,649,159	1,157,721
Property Taxes	7,982,887	7,306,451
Grants and Entitlements	9,517,909	9,505,344
Investment Earnings	114,857	27,598
Other	464,650	351,932
Total Revenues	<u>23,619,101</u>	<u>22,629,403</u>
Program Expenses:		
Instruction	14,999,122	14,464,174
Support Services:		
Pupil and Instructional Staff	2,135,289	1,849,296
School Administrative, General		
Administration and Fiscal	2,287,443	1,824,919
Operations and Maintenance	2,302,630	2,415,700
Pupil Transportation	1,853,016	1,295,966
Central	2,133	14,541
Operation of Non-Instructional Services	875,459	793,095
Extracurricular Activities	1,362,136	1,127,692
Interest and Fiscal Charges	51,954	95,721
Total Program Expenses	<u>25,869,182</u>	<u>23,881,104</u>
Change in Net Position	(2,250,081)	(1,251,701)
Net Position - Beginning of Year	<u>11,336,996</u>	<u>12,588,697</u>
Net Position - End of Year	<u>\$9,086,915</u>	<u>\$11,336,996</u>

The District revenues are mainly from two sources. Property taxes levied for general, special revenue, and debt service purposes, and grants and entitlements comprised 74% of the District’s revenues for governmental activities.

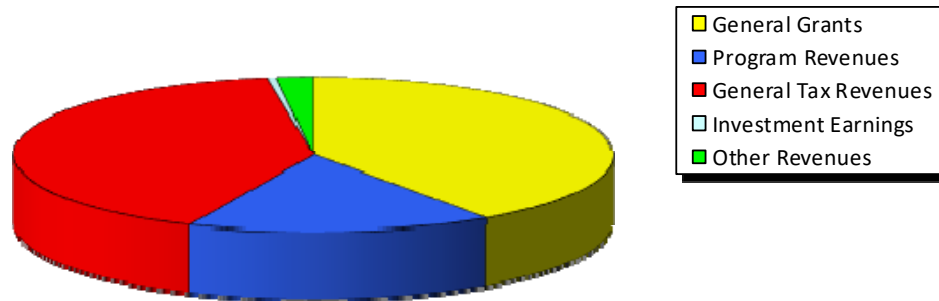
The District depends greatly on property taxes as a revenue source. The unique nature of property taxes in Ohio creates the need to routinely seek voter approval for operating funds. The overall revenues generated by a levy will not increase solely as a result of inflation. As an example, a homeowner with a home valued at \$100,000 and taxed at 1.0 mill would pay \$35.00 annually in taxes. If three years later the home were reappraised and increased to \$200,000 (and this inflationary increase in value is comparable to other property owners) the effective tax rate would become .5 mills and the owner would still pay \$35.00.

**Clinton-Massie Local School District
Management’s Discussion and Analysis
For the Fiscal Year Ended June 30, 2024
(Unaudited)**

Thus Ohio districts dependent upon property taxes are hampered by a lack of revenue growth and must regularly return to the voters to maintain a constant level of service. Property taxes made up 34% of revenue for governmental activities for the District in fiscal year 2024.

**Governmental Activities
Revenue Sources**

<u>Revenue Sources</u>	<u>2024</u>	<u>Percent of Total</u>
General Grants	\$9,517,909	40.30%
Program Revenues	3,889,639	16.47%
General Tax Revenues	9,632,046	40.78%
Investment Earnings	114,857	0.49%
Other Revenues	464,650	1.96%
Total Revenue Sources	<u>\$23,619,101</u>	<u>100.0%</u>



Instruction comprises 58% of governmental program expenses. Support services expenses were 33% of governmental program expenses. All other expenses including interest and fiscal charges were 9%. Interest expense was attributable to the outstanding bonds and borrowing for capital projects.

Total revenues increased by 4.4% from 2023 to 2024. The increase was mainly due to an increase in income and property taxes. Total expenses increased primarily due to changes in assumptions and benefits by the statewide pension systems.

Governmental Activities

The Statement of Activities shows the cost of program services and the charges for services and grants offsetting those services. Table 3 shows, for government activities, the total cost of services and the net cost of services. That is, it identifies the cost of these services supported by tax revenue and unrestricted State entitlements.

This Space Intentionally Left Blank

**Clinton-Massie Local School District
Management’s Discussion and Analysis
For the Fiscal Year Ended June 30, 2024
(Unaudited)**

**Table 3
Governmental Activities**

	Total Cost of Services		Net Cost of Services	
	2024	2023	2024	2023
Instruction	\$14,999,122	\$14,464,174	(\$13,127,696)	(\$12,289,847)
Support Services:				
Pupil and Instructional Staff	2,135,289	1,849,296	(1,795,752)	(1,516,836)
School Administrative, General				
Administration and Fiscal	2,287,443	1,824,919	(2,286,923)	(1,824,374)
Operations and Maintenance	2,302,630	2,415,700	(2,017,024)	(2,048,432)
Pupil Transportation	1,853,016	1,295,966	(1,800,786)	(1,146,588)
Central	2,133	14,541	(2,133)	(14,541)
Operation of Non-Instructional Services	875,459	793,095	(171,124)	(80,644)
Extracurricular Activities	1,362,136	1,127,692	(726,151)	(583,764)
Interest and Fiscal Charges	51,954	95,721	(51,954)	(95,721)
Total Expenses	<u>\$25,869,182</u>	<u>\$23,881,104</u>	<u>(\$21,979,543)</u>	<u>(\$19,600,747)</u>

The District’s Funds

The District has one major governmental fund: the General Fund. Assets of this fund comprised \$11,452,940 (85%) of the total \$13,446,679 governmental funds’ assets.

General Fund: Fund balance at June 30, 2024 was (\$70,329) a decrease in fund balance of \$1,631,449 from 2023.

General Fund Budgeting Highlights

The District’s budget is prepared according to Ohio law and is based on accounting for certain transactions on a basis of cash receipts, disbursements and encumbrances. The most significant budgeted fund is the General Fund.

During the course of fiscal year 2024, the District amended its general fund budget. The District uses site-based budgeting and the budgeting systems are designed to tightly control total site budgets but provide flexibility for site management. During the course of the year, the District revised the Budget in an attempt to deal with unexpected changes in revenues and expenditures.

For the General Fund, final budget basis revenue was \$20,232,063 compared to original budget estimates of \$19,886,743.

The District’s general fund ending unobligated cash balance was \$262,724 at fiscal year end.

This Space Intentionally Left Blank

**Clinton-Massie Local School District
Management’s Discussion and Analysis
For the Fiscal Year Ended June 30, 2024
(Unaudited)**

Capital Assets and Debt Administration

Capital Assets

At the end of fiscal year 2024, the District had invested in land, land improvements, buildings and improvements, equipment and vehicles. Table 4 shows fiscal year 2024 balances compared to fiscal year 2023:

**Table 4
Capital Assets at Year End
(Net of Depreciation)**

	<u>Governmental Activities</u>	
	<u>2024</u>	<u>2023</u>
Land	\$462,953	\$462,953
Construction in Progress	362,843	558,560
Land Improvements	132,933	367,499
Buildings and Improvements	25,513,703	26,357,168
Equipment	312,035	365,980
Vehicles	<u>1,096,012</u>	<u>910,256</u>
Total Net Capital Assets	<u>\$27,880,479</u>	<u>\$29,022,416</u>

The decrease in capital assets is due to additions being less than depreciation expense for the fiscal year.

See Note 7 to the basic financial statements for further details on the District’s capital assets.

Debt

At June 30, 2024, the District had \$3,275,540 in bond, notes and financed purchases payable outstanding, \$755,100 due within one year. Table 5 summarizes bond, notes and financed purchases payable outstanding at year end.

This Space Intentionally Left Blank

**Clinton-Massie Local School District
Management’s Discussion and Analysis
For the Fiscal Year Ended June 30, 2024
(Unaudited)**

**Table 5
Outstanding Debt at Year End**

	Governmental Activities	
	2024	2023
Bonds Payable:		
2009 Qualified School Construction	\$ 35,000	\$ 70,000
2013 HB264 #1	190,000	250,000
2013 HB264 Premium	6,221	8,293
2020 School Improvement Refunding Bond	2,560,000	3,070,000
2020 Refunding - Premium #8	150,234	203,519
Notes Payable		
Notes Payable	71,242	140,495
2024 Financed Purchase Agreement	262,843	0
	<u>\$3,275,540</u>	<u>\$3,742,307</u>

See Note 8 to the basic financial statements for further details on the District’s long-term liabilities.

For the Future

The District has experienced a decline in operating reserves over the past decade. At the end of fiscal years 2024, the District has overspent their revenue for the second year in a row by \$1+ million. The District passed a 0.5% earned income tax levy in May of 2019. Collection began for District residents January 1, 2020. This is the first operating levy passed since 1988. The district failed a 1.0% earned income tax levy in November of 2024 and will be seeking another income tax levy in May of 2025.

When resident student enrollment declined after the recession in 2008, the Board decided to implement Open Enrollment in fiscal year 2010 and had an overwhelming number of applicants. The District accepted 80 Open Enrollment students in fiscal year 2010 which continually grew each year maxing out at 242 in fiscal year 2022 and was 177 in fiscal year 2023 and 2024 due to no longer taking new applications. Open enrollment income really helped prop up the declining revenue stream before the Fair School Funding Plan was put in place and will now be managed as it is no longer a revenue stream. Additional revenue streams have been property taxes from the completion of the Rockies Express Pipeline in fiscal year 2011 and proceeds from Casino revenues being distributed via the state in fiscal year 2013. Due to being half state funded, the District is highly susceptible to any and all changes made to the school funding formula. The District has been on the guarantee for state funding since the 2009-2010 school year which has created financial challenges. With the new Fair School Funding Formula, we remain on the guarantee, actually three of them.

The District added a new High School in fiscal year 2005, a renovated Middle School in fiscal year 2009, and a new Elementary School in fiscal year 2010. The old elementary building (now called Annex) was partially demolished with the remaining space being available for use as needed by the District. The Ralph J Stolle Countryside YMCA began leasing space in the Annex for a daycare, and the two gymnasiums are also in use throughout the year for various sports and activities. Greater Tomorrow Health has moved in to the Annex as well as Elliott Street Boutique. The district secured private donors to replace the athletic field turf and is hoping to secure more to further improve the outdoor complex.

**Clinton-Massie Local School District
Management's Discussion and Analysis
For the Fiscal Year Ended June 30, 2024
(Unaudited)**

Contacting the School District's Financial Management

This financial report is designed to provide our citizens, taxpayers, investors, and creditors with a general overview of the District's finances and to reflect the District's accountability for the monies it receives. Questions concerning any of the information in this report or requests for additional information should be directed to, Clinton-Massie Local School District, Treasurer, 2556 Lebanon Road, Clarksville, Ohio 45113.

This Space Intentionally Left Blank

Clinton-Massie Local School District, Ohio
Statement of Net Position
June 30, 2024

	<u>Governmental Activities</u>
Assets:	
Equity in Pooled Cash and Investments	\$2,321,994
Receivables (Net):	
Taxes	10,755,981
Accounts	2,738
Interest	4,218
Intergovernmental	86,205
Prepays	266,397
Nondepreciable Capital Assets	825,796
Depreciable Capital Assets, Net	27,054,683
Net OPEB Asset	<u>1,282,613</u>
 Total Assets	 <u>42,600,625</u>
 Deferred Outflows of Resources:	
Deferred Charge on Refunding	100,441
Pension	4,672,032
OPEB	<u>947,840</u>
 Total Deferred Outflows of Resources	 <u>5,720,313</u>
 Liabilities:	
Accounts Payable	217,223
Accrued Wages and Benefits	2,096,903
Accrued Interest Payable	6,348
Unearned Revenue	20,742
Long-Term Liabilities:	
Due Within One Year	886,114
Due In More Than One Year:	
Net Pension Liability	18,280,160
Net OPEB Liability	1,247,981
Other Amounts	<u>3,851,463</u>
 Total Liabilities	 <u>26,606,934</u>
 Deferred Inflows of Resources:	
Property Taxes	9,341,141
OPEB	2,165,644
Pension	<u>1,120,304</u>
 Total Deferred Inflows of Resources	 <u>12,627,089</u>
 Net Position:	
Net Investment in Capital Assets	24,705,380
Restricted for:	
Food Service	290,297
Debt Service	434,298
Federal Grants	35
Classroom Facilities Maintenance	25,972
District Managed Student Activities	190,401
Net OPEB Assets	1,282,613
Other Purposes	78,750
Unrestricted (deficit)	<u>(17,920,831)</u>
 Total Net Position	 <u><u>\$9,086,915</u></u>

See accompanying notes to the basic financial statements.

Clinton-Massie Local School District, Ohio
Statement of Activities
For the Fiscal Year Ended June 30, 2024

	Expenses	Program Revenues			Net (Expense) Revenue and Changes in Net Position
		Charges for Services and Sales	Operating Grants and Contributions	Capital Grants and Contributions	Governmental Activities
Governmental Activities:					
Instruction:					
Regular	\$11,022,326	\$316,614	\$91,940	\$0	(\$10,613,772)
Special	3,836,941	142,515	1,228,598	0	(2,465,828)
Vocational	1,908	1,410	0	0	(498)
Other	137,947	809	89,540	0	(47,598)
Support Services:					
Pupil	1,739,220	0	300,489	0	(1,438,731)
Instructional Staff	396,069	0	39,048	0	(357,021)
General Administration	77,123	0	0	0	(77,123)
School Administration	1,484,274	0	0	0	(1,484,274)
Fiscal	726,046	0	520	0	(725,526)
Operations and Maintenance	2,302,630	32,400	253,206	0	(2,017,024)
Pupil Transportation	1,853,016	0	52,230	0	(1,800,786)
Central	2,133	0	0	0	(2,133)
Operation of Non-Instructional Services	875,459	330,186	374,149	0	(171,124)
Extracurricular Activities	1,362,136	517,935	0	118,050	(726,151)
Interest and Fiscal Charges	51,954	0	0	0	(51,954)
Total Governmental Activities	25,869,182	1,341,869	2,429,720	118,050	(21,979,543)
General Revenues:					
Income Taxes					1,649,159
Property Taxes Levied for:					
General Purposes					7,419,841
Special Revenue Purposes					97,853
Debt Service Purposes					465,193
Grants and Entitlements, Not Restricted					9,517,909
Unrestricted Contributions					91,829
Investment Earnings					114,857
Other Revenues					372,821
Total General Revenues					19,729,462
Change in Net Position					(2,250,081)
Net Position - Beginning of Year					11,336,996
Net Position - End of Year					\$9,086,915

See accompanying notes to the basic financial statements.

Clinton-Massie Local School District, Ohio
Balance Sheet
Governmental Funds
June 30, 2024

	General	Other Governmental Funds	Total Governmental Funds
Assets:			
Equity in Pooled Cash and Investments	\$914,363	\$1,407,631	\$2,321,994
Receivables (Net):			
Taxes	10,257,842	498,139	10,755,981
Accounts	2,728	10	2,738
Interest	4,215	3	4,218
Intergovernmental	89	86,116	86,205
Interfund	9,146	0	9,146
Prepays	264,557	1,840	266,397
Total Assets	11,452,940	1,993,739	13,446,679
Liabilities:			
Accounts Payable	188,994	28,229	217,223
Accrued Wages and Benefits	1,918,793	178,110	2,096,903
Compensated Absences	76,218	0	76,218
Unearned Revenue	0	20,742	20,742
Interfund Payable	0	9,146	9,146
Total Liabilities	2,184,005	236,227	2,420,232
Deferred Inflows of Resources:			
Property Taxes	9,222,365	474,837	9,697,202
Income Taxes	116,899	0	116,899
Grants and Other Taxes	0	17,433	17,433
Total Deferred Inflows of Resources	9,339,264	492,270	9,831,534
Fund Balances:			
Nonspendable	264,557	1,840	266,397
Restricted	0	1,029,287	1,029,287
Assigned	0	287,206	287,206
Unassigned	(334,886)	(53,091)	(387,977)
Total Fund Balances	(70,329)	1,265,242	1,194,913
Total Liabilities, Deferred Inflows and Fund Balances	\$11,452,940	\$1,993,739	\$13,446,679

See accompanying notes to the basic financial statements.

Clinton-Massie Local School District, Ohio
 Reconciliation of Total Governmental Fund Balance to
 Net Position of Governmental Activities
 June 30, 2024

Total Governmental Fund Balance		\$1,194,913
<p>Amounts reported for governmental activities in the statement of net position are different because:</p>		
<p>Capital assets used in governmental activities are not financial resources and, therefore, are not reported in the funds.</p>		
Capital assets used in the operation of Governmental Funds		27,880,479
<p>Other long-term assets are not available to pay for current-period expenditures and, therefore, are deferred in the funds.</p>		
Income Taxes	116,899	
Delinquent Property Taxes	356,061	
Intergovernmental	17,433	
	490,393	
<p>In the statement of net position interest payable is accrued when incurred; whereas, in the governmental funds interest is reported as a liability only when it will require the use of current financial resources.</p>		
		(6,348)
<p>Some liabilities reported in the statement of net position do not require the use of current financial resources and, therefore, are not reported as liabilities in governmental funds.</p>		
Compensated Absences		(1,385,819)
<p>Deferred outflow of resources associated with long-term liabilities are not reported in the funds.</p>		
		100,441
<p>Deferred outflows and inflows of resources related to pensions and OPEB are applicable to future periods and, therefore, are not reported in the funds.</p>		
Deferred outflows of resources related to pensions	4,672,032	
Deferred inflows of resources related to pensions	(1,120,304)	
Deferred outflows of resources related to OPEB	947,840	
Deferred inflows of resources related to OPEB	(2,165,644)	
	2,333,924	
<p>Long-term liabilities and net OPEB assets are not available to pay for current period expenditures and are not due and payable in the current period and, therefore, are not reported in the funds.</p>		
Net OPEB Asset	1,282,613	
Net Pension Liability	(18,280,160)	
Net OPEB Liability	(1,247,981)	
Other Amounts	(3,275,540)	
	(21,521,068)	
Net Position of Governmental Activities		\$9,086,915

See accompanying notes to the basic financial statements.

Clinton-Massie Local School District, Ohio
Statement of Revenues, Expenditures
and Changes in Fund Balance
Governmental Funds
For the Fiscal Year Ended June 30, 2024

	General	Other Governmental Funds	Total Governmental Funds
Revenues:			
Property and Other Taxes	\$7,183,624	\$549,784	\$7,733,408
Income Taxes	1,646,151	0	1,646,151
Tuition and Fees	448,919	0	448,919
Investment Earnings	114,817	40	114,857
Intergovernmental	10,693,537	1,416,487	12,110,024
Extracurricular Activities	68,194	377,675	445,869
Charges for Services	87	414,594	414,681
Contributions and Donations	0	118,050	118,050
Other Revenues	289,019	116,202	405,221
Total Revenues	20,444,348	2,992,832	23,437,180
Expenditures:			
Current:			
Instruction:			
Regular	9,446,644	16,793	9,463,437
Special	3,244,516	621,975	3,866,491
Vocational	0	1,908	1,908
Other	135,947	2,000	137,947
Support Services:			
Pupil	1,732,352	17,274	1,749,626
Instructional Staff	344,087	37,443	381,530
General Administration	77,154	0	77,154
School Administration	1,472,245	0	1,472,245
Fiscal	688,246	10,920	699,166
Operations and Maintenance	1,855,113	434,092	2,289,205
Pupil Transportation	2,116,182	0	2,116,182
Central	2,133	0	2,133
Operation of Non-Instructional Services	2,814	864,548	867,362
Extracurricular Activities	670,145	521,491	1,191,636
Capital Outlay	0	376,016	376,016
Debt Service:			
Principal Retirement	164,253	510,000	674,253
Interest and Fiscal Charges	15,005	74,107	89,112
Total Expenditures	21,966,836	3,488,567	25,455,403
Excess of Revenues Over (Under) Expenditures	(1,522,488)	(495,735)	(2,018,223)
Other Financing Sources (Uses):			
Proceeds from Financed Purchase Agreement	0	262,843	262,843
Transfers In	500	109,461	109,961
Transfers (Out)	(109,461)	(500)	(109,961)
Total Other Financing Sources (Uses)	(108,961)	371,804	262,843
Net Change in Fund Balance	(1,631,449)	(123,931)	(1,755,380)
Fund Balance - Beginning of Year	1,561,120	1,389,173	2,950,293
Fund Balance - End of Year	(\$70,329)	\$1,265,242	\$1,194,913

See accompanying notes to the basic financial statements.

Clinton-Massie Local School District, Ohio
 Reconciliation of the Statement of Revenues, Expenditures, and Changes
 in Fund Balance of Governmental Funds to the Statement of Activities
 For the Fiscal Year Ended June 30, 2024

Net Change in Fund Balance - Total Governmental Funds (\$1,755,380)

Amounts reported for governmental activities in the statement of activities are different because:

Governmental funds report capital asset additions as expenditures. However, in the statement of activities, the cost of those assets is allocated over their estimated useful lives as depreciation expense. This is the amount of the difference between capital asset additions and depreciation in the current period.

Capital assets used in governmental activities	784,516	
Depreciation Expense	<u>(1,793,583)</u>	
		(1,009,067)

Governmental funds only report the disposal of assets to the extent proceeds are received from the sale. In the statement of activities, a gain or loss is reported for each disposal. The amount of the proceeds must be removed and the gain or loss on the disposal of capital assets must be recognized. This is the amount of the difference between the proceeds and the gain or loss. (132,870)

Governmental funds report district pension and OPEB contributions as expenditures. However in the Statement of Activities, the cost of pension and OPEB benefits earned net of employee contributions is reported as pension and OPEB expense.

District pension contributions	1,769,354	
Cost of benefits earned net of employee contributions - Pension	(1,738,604)	
District OPEB contributions	50,206	
Cost of benefits earned net of employee contributions - OPEB	<u>177,635</u>	
		258,591

Revenues in the statement of activities that do not provide current financial resources are not reported as revenues in the funds.

Income Taxes	3,008	
Delinquent Property Taxes	249,479	
Intergovernmental	<u>(70,566)</u>	
		181,921

Repayment of bond and note principal is an expenditure in the governmental funds, but the repayment reduces long-term liabilities in the Statement of Net Position. 674,253

In the statement of activities interest expense is accrued when incurred; whereas, in governmental funds an interest expenditure is reported when due. 1,889

Some expenses reported in the statement of activities do not require the use of current financial resources and, therefore, are not reported as expenditures in governmental funds.

Compensated Absences	(241,844)	
Amortization of Bond Premium	55,357	
Amortization of Deferred Charge on Refunding	<u>(20,088)</u>	
		(206,575)

Proceeds from debt issues are an other financing source in the funds, but a debt issue increases long-term liabilities in the statement of net position. (262,843)

Change in Net Position of Governmental Activities (\$2,250,081)

See accompanying notes to the basic financial statements.

Clinton-Massie Local School District
Notes to the Basic Financial Statements
For the Fiscal Year ended June 30, 2024

Note 1 - Description of the School District

The Clinton-Massie Local School District (the "District") was originally organized in 1959. The District operates under current standards prescribed by the Ohio State Board of Education as provided in division (D) of Section 3301.07 and Section 119.01 of the Ohio Revised Code.

The District operates under a locally elected five-member Board form of government and provides educational services as authorized by its charter or further mandated by State and/or federal agencies. This Board controls the District's two instructional facilities (High/Middle School and Elementary School) and one support facility (bus garage) staffed by 94 non-certified and 118 certified teaching personnel and 11 administrative employees to provide service to 1,786 students and other community members.

Note 2 - Summary of Significant Accounting Policies

The basic financial statements of the District have been prepared in conformity with accounting principles generally accepted in the United States of America (GAAP) as applied to governmental units. The Governmental Accounting Standards Board (GASB) is the accepted standard-setting body for establishing governmental accounting and financial reporting principles.

Reporting Entity

The reporting entity is composed of the primary government and component units. The primary government consists of all funds, departments, boards and agencies that are not legally separate from the District. For the District, this includes general operations, food service and student related activities of the District.

Component units are legally separate organizations for which the District is financially accountable. The District is financially accountable for an organization if the District appoints a voting majority of the organization's Governing Board and (1) the District is able to significantly influence the programs or services performed or provided by the organization; or (2) the District is legally entitled to or can otherwise access the organization's resources; or (3) the District is legally obligated or has otherwise assumed the responsibility to finance the deficits of, or provide financial support to, the organization; or (4) the District is obligated for the debt of the organization. Component units may also include organizations that are fiscally dependent on the District in that the District approves the budget, the issuance of debt or the levying of taxes. Certain organizations are also included as component units if the nature and significance of the relationship between the primary government and the organization is such that exclusion by the primary government would render the primary governments financial statements incomplete or misleading. Based upon the application of these criteria, the District has no component units. The basic financial statements of the reporting entity include only those of the District (the primary government).

The following organizations are described due to their relationship to the District.

Jointly Governed Organizations

Southwest Ohio Computer Association (SWOCA)

SWOCA is a jointly governed organization among a three-county consortium of Ohio school districts. The jointly governed organization was formed for the purpose of applying modern technology (with the aid of computers and other electronic equipment) to the administrative and instructional functions of the member districts. Each of the governments of these schools supports SWOCA based upon a per pupil charge, dependent upon the software package utilized.

Clinton-Massie Local School District
Notes to the Basic Financial Statements
For the Fiscal Year ended June 30, 2024

The Governing Board of SWOCA is comprised of the superintendent of each of the member districts, plus one representative from the fiscal agent. The degree of control exercised by any participating school district is limited to its representation on the Board.

Financial information can be obtained from Todd Yohey, who serves as Director, at 3611 Hamilton-Middletown Road, Hamilton, Ohio 45011.

Insurance Purchasing Pool

Southwestern Ohio Educational Purchasing Council Employee Benefit Plan Trust (EPC)

The EPC Benefit Plan Trust (the Plan) is a group purchasing pool consisting of public school districts who are members of the Southwestern Ohio Educational Purchasing Council (EPC). The purpose of a group purchasing pool is for members to pool funds or resources to purchase group insurance products, including BWC coverage, to provide health benefits to participants at a lower rate than if the individual districts acted independently. Currently, Clinton-Massie participates in the Health Benefit Plan, Dental Benefit Plan, Vision Benefit Plan, and the Life Insured Benefit Plan. As a member of the Health, Dental, and Vision Plans, each district pays a monthly premium to the Trust fund for insurance coverage, which is provided by Anthem, Delta Dental, and VSP, respectively. The Plan is governed by a Board of Trustees elected in accordance with the Trust Agreement and voted on by participating EPC member districts. Financial information can be obtained at EPC Benefits Office, 303 Corporate Center Drive Suite 208, Vandalia, OH 45377-1171.

Fund Accounting

The District uses funds to maintain its financial records during the year. A fund is defined as a fiscal and accounting entity with a self balancing set of accounts. There are three categories of funds: governmental, proprietary and fiduciary.

Governmental Funds

Governmental funds are those through which most governmental functions typically are financed. Governmental fund reporting focuses on the sources, uses and balances of current financial resources. Expendable assets are assigned to the various governmental funds according to the purposes for which they may or must be used. Current liabilities are assigned to the fund from which they will be paid. The difference between governmental fund assets and deferred outflows of resources, and liabilities and deferred inflows of resources is reported as fund balance. The following is the District's major governmental fund.

General fund - The general fund is used to account for all financial resources except those required to be accounted for in another fund. The general fund balance is available for any purpose provided it is expended or transferred according to the general laws of Ohio.

Other governmental funds of the District are used to account for (a) financial resources to be used for the acquisition, construction, or improvement of capital facilities other than those financed by trust funds; (b) for grants and other resources whose use is restricted to a particular purpose; and (c) food service operations.

Proprietary Fund

Proprietary funds are used to account for the District's ongoing activities, which are similar to those often found in the private sector. The District has no proprietary funds.

Clinton-Massie Local School District
Notes to the Basic Financial Statements
For the Fiscal Year ended June 30, 2024

Fiduciary Funds

Fiduciary fund reporting focuses on net position and changes in net position. The fiduciary fund category is split into four classifications: pension trust funds, investment trust funds, private-purpose trust funds and custodial funds. Trust funds are used to account for assets held by the District under a trust agreement for individuals, private organizations, or other governments and are therefore not available to support the District's own programs. The District's only trust fund is a private-purpose trust, which accounts for scholarship programs for students. Custodial funds are custodial in nature (assets equal liabilities) and do not involve measurement of results of operations. The District's custodial funds account for athletic tournaments. The fiduciary funds had no activity or balances for the year ended June 30, 2024.

Basis of Presentation and Measurement Focus

Government-wide Financial Statements - The statement of net position and the statement of activities display information about the District as a whole. These statements include the financial activities of the primary government, except for fiduciary funds.

The government-wide statement of activities presents a comparison between direct expenses and program revenues for each function or program of the governmental activities of the District. Direct expenses are those that are specifically associated with a service, program or department and therefore clearly identifiable to a particular function. Program revenues include amounts paid by the recipient of goods or services offered by the program and grants and contributions that are restricted to meeting the operational or capital requirements of a particular program. Revenues not classified as program revenues are presented as general revenues of the District.

The government-wide financial statements are prepared using the economic resources measurement focus. All assets and deferred outflows of resources and all liabilities and deferred inflows of resources associated with the operation of the District are included on the statement of net position.

Fund Financial Statements - Fund financial statements report detailed information about the District. The focus of governmental fund financial statements is on major funds rather than reporting funds by type. Each major fund is presented in a separate column, and all non-major funds are aggregated into one column. Fiduciary funds are reported by fund type.

All governmental funds are accounted for using a flow of current financial resources measurement focus. With this measurement focus, only current assets and deferred outflows of resources and current liabilities and deferred inflows of resources generally are included on the balance sheet. The statement of revenues, expenditures and changes in fund balances reports on the sources (i.e., revenues and other financing sources) and uses (i.e., expenditures and other financing uses) of current financial resources. This approach differs from the manner in which the governmental activities of the government-wide financial statements are prepared. Governmental fund financial statements therefore include reconciliations with brief explanations to better identify the relationship between the government-wide statements and the statements for governmental funds.

Basis of Accounting

Basis of accounting determines when transactions are recorded in the financial records and reported on the financial statements. Government-wide financial statements are prepared using the accrual basis of accounting. Governmental funds use the modified accrual basis of accounting. Fiduciary funds also use the accrual basis of accounting.

Clinton-Massie Local School District
Notes to the Basic Financial Statements
For the Fiscal Year ended June 30, 2024

Revenues - Exchange and Nonexchange Transactions - Revenue resulting from exchange transactions, in which each party gives and receives essentially equal value are recorded on the accrual basis when the exchange takes place. On a modified accrual basis, revenue is recorded in the fiscal year in which the resources are measurable and become available. Available means that the resources will be collected within the current fiscal year or are expected to be collected soon enough thereafter to be used to pay liabilities of the current fiscal year. For the District, available means expected to be received within sixty days of fiscal year end.

Nonexchange transactions, in which the District receives value without directly giving equal value in return, include property taxes, grants, entitlements and donations. On an accrual basis, revenue from property taxes is recognized in the fiscal year for which the taxes are levied (See Note 5).

Revenue from grants, entitlements and donations is recognized in the fiscal year in which all eligibility requirements have been satisfied. Eligibility requirements include timing requirements, which specify the year when the resources are required to be used or the fiscal year when use is first permitted, matching requirements, in which the District must provide local resources to be used for a specified purpose, and expenditure requirements, in which the resources are provided to the District on a reimbursement basis. On a modified accrual basis, revenue from nonexchange transactions must also be available before it can be recognized.

Under the modified accrual basis, the following revenue sources are considered to be both measurable and available at fiscal year end: property taxes available as an advance, grants, and other taxes.

Deferred Outflows/Inflows of Resources - In addition to assets, the statements of financial position will sometimes report a separate section for deferred outflows of resources. Deferred outflows of resources, represents a consumption of net position that applies to a future period and will not be recognized as an outflow of resources (expense/expenditure) until then. For the District, deferred outflows are reported on the government-wide statement of net position for deferred charge on refunding, pension and OPEB. The deferred outflows of resources related to pension and OPEB plans are explained in Notes 10 and 11.

In addition to liabilities, the statements of financial position report a separate section for deferred inflows of resources. Deferred inflows of resources represent an acquisition of net position that applies to a future period and will not be recognized as an inflow of resources (revenue) until that time. For the District, deferred inflows of resources include property taxes, income taxes, pension, grants and other taxes, and OPEB. Property taxes represent amounts for which there is an enforceable legal claim as of June 30, 2024, but which were levied to finance year 2025 operations. These amounts have been recorded as deferred inflows on both the government-wide statement of net position and the governmental fund financial statements. Delinquent property taxes, grants and other taxes have been recorded as deferred inflows the governmental fund financial statements. Deferred inflows of resources related to pensions and OPEB plans are reported on the government-wide statement of net position. (See Note 10 and 11 for more pension and OPEB related information)

Unearned Revenue - represents amounts under the accrual basis of accounting for which asset recognition criteria have been met, but for which revenue recognition criteria have not yet been met because such amounts have not yet been earned.

Clinton-Massie Local School District
Notes to the Basic Financial Statements
For the Fiscal Year ended June 30, 2024

Expenses/Expenditures - On the accrual basis of accounting, expenses are recognized at the time they are incurred. The entitlement value of donated commodities used during the year is reported in the statement of revenues, expenditures and changes in fund balances as an expenditure with a like amount reported as intergovernmental revenue.

The measurement focus of governmental fund accounting is on decreases in net financial resources (expenditures) rather than expenses. Expenditures are generally recognized in the accounting period in which the related fund liability is incurred, if measurable. Allocations of cost, such as depreciation and amortization, are not recognized in governmental funds.

Cash and Investments

To improve cash management, cash received by the District is pooled. Monies for all funds are maintained in this pool. Individual fund integrity is maintained through the District's records. Each fund's interest in the pool is presented as "equity in pooled cash and investments" on the basic financial statements.

During fiscal year 2024, investments were limited to federally insured negotiable certificates of deposits, U.S. Treasury Notes, and money market funds.

Except for nonparticipating investment contracts, investments are reported at fair value which is based on quoted market prices. Nonparticipating investment contracts, such as nonnegotiable certificates of deposits, are reported at cost.

Under existing Ohio statutes, all investment earnings are assigned to the general fund, unless statutorily required to be credited to a specific fund. Interest revenue credited to the general fund during fiscal year 2024 amounted to \$114,817 and \$40 was credited to other governmental funds

An analysis of the District's investment account at year end is provided in Note 4.

Inventory

On government-wide and fund financial statements, purchased inventories are presented at the lower of cost or market and donated commodities are presented at their entitlement value. Inventories are recorded on a first-in, first-out basis and are expensed when used. Inventories are accounted for using the consumption method on the fund statements and on the government-wide statements.

On the fund financial statements, reported material and supplies inventory is the value of the donated commodities which is equally offset by a restricted fund balance in the governmental funds.

The District did not have significant inventories to report at June 30, 2024.

Capital Assets

General capital assets result from expenditures in the governmental funds. These assets are reported in the governmental activities column of the government-wide statement of net position, but are not reported in the fund financial statements.

All capital assets are capitalized at cost (or estimated historical cost) and updated for additions and deductions during the year. Donated capital assets are recorded at their acquisition values as of the date received. The District maintains its capitalization threshold at \$5,000. Improvements are capitalized; the costs of normal maintenance and repairs that do not add to the value of the asset or materially extend an asset's life are not. The District does not possess infrastructure.

Clinton-Massie Local School District
Notes to the Basic Financial Statements
For the Fiscal Year ended June 30, 2024

All reported capital assets except land and construction in progress are depreciated. Improvements are depreciated over the remaining useful lives of the related capital assets.

Depreciation is computed using the straight-line method over the following useful lives:

Description	Estimated Lives
Land Improvements	20 years
Buildings and improvements	20 - 50 years
Equipment	5 - 20 years
Vehicles	8 years

Pensions/Other Postemployment Benefits (OPEB)

For purposes of measuring the net pension/OPEB liability (asset), deferred outflows of resources and deferred inflows of resources related to pensions/OPEB, and pension/OPEB expense (gain), information about the fiduciary net position of the pension/OPEB plans and additions to/deductions from their fiduciary net position have been determined on the same basis as they are reported by the pension/OPEB plan. For this purpose, benefit payments (including refunds of employee contributions) are recognized when due and payable in accordance with the benefit terms. The pension/OPEB plans report investments at fair value.

Compensated Absences

Compensated absences of the District consist of vacation leave and sick leave liability to the extent that payments to the employee for these absences are attributable to services already rendered and are not contingent on a specific event that is outside the control of the District and the employee.

In accordance with the provisions of GASB Statement No. 16, "Accounting for Compensated Absences", a liability for vacation leave is accrued if a) the employees' rights to payment are attributable to services already rendered; and b) it is probable that the employer will compensate the employees for the benefits through paid time off or other means, such as cash payment at termination or retirement. An accrual for earned sick leave is made to the extent that it is probable that the benefits will result in termination (severance) payments. A liability for sick leave is accrued using the vesting method; i.e., the liability is based on the sick leave accumulated at the balance sheet date by those employees who are currently eligible to receive termination (severance) payments, as well as those employees expected to become eligible in the future. For purposes of establishing a liability for severance on employees expected to become eligible to retire in the future, all employees age 50 or greater with at least 10 years of service; or 20 years' service at any age were considered expected to become eligible to retire in accordance with GASB Statement No. 16.

The total liability for vacation and sick leave payments has been calculated using pay rates in effect at the balance sheet date, and reduced to the maximum payment allowed by labor contract and/or statute, plus any applicable additional salary related payments.

For governmental fund financial statements, the current portion of unpaid compensated absences is the amount expected to be paid using expendable available resources. These amounts are recorded in the account "compensated absences payable" in the fund from which the employees who have accumulated unpaid leave are paid. The noncurrent portion of the liability is not reported.

The District's policies regarding compensated absences are determined by the State laws and/or negotiated agreements. In summary, the policies are as follows:

Clinton-Massie Local School District
Notes to the Basic Financial Statements
For the Fiscal Year ended June 30, 2024

<u>VACATION</u>	<u>Certified</u>	<u>Administrators</u>	<u>Non-Certified</u>
How earned	Not eligible	20 days at start of each contract year	10-20 days depending on length of service
Maximum accumulation	Not applicable	2 years	1 year
Vested	Not applicable	As earned	As earned
Termination entitlement	Not applicable	Unused balance upon termination	Unused balance upon termination
<u>SICK LEAVE</u>			
How earned	1.25 days per month of employment (15 days per year)	1.25 days per month of employment (15 days per year)	1.25 days per month of employment (15 days per year)
Maximum accumulation	Unlimited	Unlimited	Unlimited
Vested	As earned	As earned	As earned
Termination entitlement	Per contract	Per policy	Per policy

Accrued Liabilities and Long-Term Obligations

All payables, accrued liabilities and long-term obligations are reported in the government-wide financial statements.

In general, governmental fund payables and accrued liabilities that, once incurred, are paid in a timely manner and in full from current financial resources are reported as obligations of the funds. However, net pension and OPEB liabilities and compensated absences that will be paid from governmental funds are reported as a liability in the fund financial statements when they mature or, for pension/OPEB contributions, when the service is rendered. Bonds and notes payable are recognized as a liability on the fund financial statements when due. Net pension/OPEB liability should be recognized in the governmental funds to the extent that benefit payments are due and payable and the pension/OPEB plan’s fiduciary net position is not sufficient for payment of those benefits.

Fund Balance

In accordance with Governmental Accounting Standards Board Statement No. 54, *Fund Balance Reporting*, the District classifies its fund balance based on the purpose for which the resources were received and the level of constraint placed on the resources. The following categories are used:

Nonspendable – resources that are not in spendable form (inventory) or have legal or contractual requirements to maintain the balance intact.

Restricted – resources that have external purpose restraints imposed on them by providers, such as creditors, grantors, or other regulators.

Clinton-Massie Local School District
Notes to the Basic Financial Statements
For the Fiscal Year ended June 30, 2024

Committed – resources that are constrained for specific purposes that are internally imposed by the government at its highest level of decision making authority, the Board of Education. Those committed amounts cannot be used for any other purpose unless the Board removes or changes the specified use by taking the same type of action (resolution) it employed to previously commit those amounts.

Assigned – resources that are intended to be used for specific purposes as approved through the District’s formal purchasing procedure by the Treasurer.

Unassigned – residual fund balance within the General Fund that is not restricted, committed, or assigned. In other governmental funds, the unassigned classification is used only to report a deficit balance resulting from incurred expenses for specific purposes exceeding amounts, which had been restricted, committed or assigned for said purposes.

The District applies restricted resources first when expenditures are incurred for purposes for which restricted and unrestricted (committed, assigned, and unassigned) fund balance is available. Similarly, within unrestricted fund balance, committed amounts are reduced first followed by assigned, and then unassigned amounts when expenditures are incurred for purposes for which amounts in any of the unrestricted fund balance classifications could be used.

Net Position

Net position represents the difference between assets and deferred outflows of resources, and liabilities and deferred inflows of resources. Net investment in capital assets consist of capital assets, net of accumulated depreciation, reduced by the outstanding balances of any borrowings used for the acquisition, construction or improvement of those assets. Net position is reported as restricted when there are limitations imposed on their use either through the enabling legislation or through external restrictions imposed by creditors, grantors or laws or regulations of other governments.

The District applies restricted resources first when an expense is incurred for purposes for which both restricted and unrestricted net position are available. Of the District’s \$2,302,366 in restricted net position, none were restricted by enabling legislation.

Estimates

The preparation of the basic financial statements in conformity with GAAP requires management to make estimates and assumptions that affect the amounts reported in the basic financial statements and accompanying notes. Actual results may differ from those estimates.

Interfund Activity

Exchange transactions between funds are reported as revenues in the seller funds and as expenditures/expenses in the purchaser funds. Flows of cash or goods from one fund to another without a requirement for repayment are reported as interfund transfers. Interfund transfers are reported as other financing sources/uses in governmental funds and are eliminated on the statement of activities. Repayments from funds responsible for particular expenditures/expenses to the funds that initially paid for them are not presented on the basic financial statements.

Interfund Balances

On the fund financial statements, receivables and payables resulting from short-term interfund loans are classified as "Interfund Receivables" and "Interfund Payables." These amounts are eliminated in the governmental activities column of the statement of net position.

Clinton-Massie Local School District
Notes to the Basic Financial Statements
For the Fiscal Year ended June 30, 2024

Prepaid Items

Certain payments to vendors reflect costs applicable to future accounting periods and are recorded as prepaid items.

Unamortized Bond Premium and Deferred Amounts on Refunding

In the government-wide financial statements bond premiums and deferred amounts on refunding are deferred and amortized over the term of the bonds using the bonds-outstanding method, which approximates the effective interest method. Bonds payable are reported net of the applicable bond premium. Deferred amounts on refunding are recorded as deferred outflows of resources and amortized over the term of the related debt. On the governmental fund financial statements, issuance costs and bond premiums are recognized in the current period. The face amount of the debt issue is reported as other financing sources. Premiums received on debt issuances are reported as other financing sources. Issuance costs, whether or not withheld from the actual debt proceeds received, are reported as debt service expenditures.

Unearned Revenue

Unearned revenue arises when assets are recognized before revenue recognition criteria have been satisfied.

Note 3 – Accountability

Deficit Fund Balances

Fund balances at June 30, 2024 included the following individual fund deficits:

<u>Fund</u>	<u>Deficit</u>
Major Governmental Fund:	
General	\$70,329
Other Governmental Funds:	
Improving Teacher Quality	13,250
Special Education	27,655
Title I	9,177
Drug-Free Schools	856
IDEA Preschool Grant	875

The general fund is liable for any deficits in these funds and provides transfers when cash is required, not when accruals occur. The deficit fund balances in the General fund and the nonmajor governmental funds result from adjustments for accrued liabilities.

Note 4 - Equity in Pooled Cash and Investments

The District maintains a cash and investment pool used by all funds. Each fund type's portion of this pool is displayed on the combined balance sheet as "Equity in Pooled Cash and Investments."

State statute requires the classification of monies held by the District into three categories:

Active Monies - Those monies required to be kept in a "cash" or "near cash" status for immediate use by the District. Such monies must by law be maintained either as cash in the District treasury, in depository accounts payable or withdrawable on demand.

Clinton-Massie Local School District
Notes to the Basic Financial Statements
For the Fiscal Year ended June 30, 2024

Inactive Monies – Those monies not required for use within the current five year period of designated depositories. Ohio law permits inactive monies to be deposited or invested as certificates of deposit maturing not later than the end of the current period of designated depositories, or as savings or deposit accounts, including, but not limited to passbook accounts. Interim Monies – Those monies which are not needed for immediate use but which will be needed before the end of the current period of designation of depositories. Interim monies held by the District can be deposited or invested in the following securities:

1. United States Treasury bills, bonds, notes, or any other obligation or security issued by the United States Treasury, or any other obligation guaranteed as to principal and interest by the United States.
2. Bonds, notes, debentures, or any other obligation or security issued by any federal government agency or instrumentality including, but not limited to, the Federal National Mortgage Association, Federal Home Loan Bank, Federal Farm Credit Bank, Federal Home Loan Mortgage Corporation, and Government National Mortgage Association. All federal agency securities shall be direct issuances of federal government agencies or instrumentalities.
3. Written repurchase agreements in the securities listed above provided the market value of the securities subject to the repurchase agreement must exceed the principal value of the agreement by at least two percent and be marked to market daily, and the term of the agreement must not exceed thirty days.
4. Bonds and other obligations of the State of Ohio, and with certain limitations including a requirement for maturity within ten years from the date of settlement, bonds and other obligations of political subdivisions of the State of Ohio, if training requirements have been met.
5. Time certificates of deposit or savings or deposit accounts including, but not limited to, passbook accounts.
6. No-load money market mutual funds consisting exclusively of obligations described in division (1) or (2) and repurchase agreements secured by such obligations, provided that investments in securities described in this division are made only through eligible institutions.
7. The State Treasurer's investment pool (STAR Ohio).
8. Certain bankers' acceptances for a period not to exceed one hundred eighty days) and commercial paper notes (for a period not to exceed two hundred seventy days) in an amount not to exceed 40 percent of the interim monies available for investment at any one time if training requirements have been met.

Protection of the District's deposits is provided by the Federal Deposit Insurance Corporation (FDIC), by eligible securities pledged by the financial institution as security for repayment, or by the financial institutions participation in the Ohio Pooled Collateral System (OPCS), a collateral pool of eligible securities deposited with a qualified trustee and pledged to the Treasurer of State to secure the repayment of all public monies deposited in the financial institution.

Clinton-Massie Local School District
Notes to the Basic Financial Statements
For the Fiscal Year ended June 30, 2024

Investments in stripped principal or interest obligations, reverse repurchase agreements, and derivatives are prohibited. The issuance of taxable notes for the purpose of arbitrage, the use of leverage, and short selling are also prohibited. Except as noted above, an investment must mature within five years from the date of purchase, unless matched to a specific obligation or debt of the District, and must be purchased with the expectation that it will be held to maturity.

Investments may only be made through specified dealers and institutions. Payment for investments may be made only upon delivery of the securities representing the investments to the treasurer or, if the securities are not represented by a certificate, upon receipt of confirmation of transfer from the custodian.

At year end, the School District had \$3,469 in undeposited cash on hand which is included as part of "Equity in Pooled Cash and Cash Equivalents".

Deposits

Custodial credit risk for deposits is the risk that in the event of bank failure, the District will not be able to recover deposits or collateral securities that are in the possession of an outside party. As of June 30, 2024, \$440,793 of the District's bank balance of \$690,793 was exposed to custodial credit risk because it was uninsured and collateralized.

The District has no deposit policy for custodial risk beyond the requirements of State statute. Ohio law requires that deposits either be insured or be protected by:

Eligible securities pledged to the District and deposited with a qualified trustee by the financial institution as security for repayment whose market value at all times shall be at least 105% of the deposits being secured; or

Participation in the Ohio Pooled Collateral System (OPCS), a collateral pool of eligible securities deposited with a qualified trustee and pledged to the Treasurer of State to secure the repayment of all public monies deposited in the financial institution. OPCS requires the total market value of the securities pledged to be 102% of the deposits being secured or a rate set by the Treasurer of State.

Investments

As of June 30, 2024, the District had the following investments:

	<u>Fair Value</u>	<u>Fair Value Hierarchy</u>	<u>Weighted Average Maturity (Years)</u>
U.S. Treasury Notes	\$248,946	Level 1	0.93
Negotiable CDs	1,062,438	Level 2	0.58
Money Market Funds	417,111	N/A	0.00
	<u>\$1,728,495</u>		
Portfolio Weighted Average Maturity			0.49

The District categorizes its fair value measurements within the fair value hierarchy established by generally accepted accounting principles. The hierarchy is based on the valuation inputs used to measure the fair value of the asset. Level 1 inputs are quoted prices in active markets for identical assets. Level 2

Clinton-Massie Local School District
Notes to the Basic Financial Statements
For the Fiscal Year ended June 30, 2024

inputs are significant other observable inputs. Level 3 inputs are significant unobservable inputs. The above table identifies the District's recurring fair value measurements as of June 30, 2024. All investments of the District are valued using quoted market prices.

Interest Rate Risk - In accordance with the investment policy, the District manages its exposure to declines in fair values by limiting the weighted average maturity of its investment portfolio to three years.

Credit Risk – It is the District's policy to limit its investments that are not obligations of the U.S. Government or obligations explicitly guaranteed by the U.S. Government to investments which have a credit quality rating of the top 2 ratings issued by nationally recognized statistical rating organizations. Money Market Funds and Negotiable CDs are not rated.

Concentration of Credit Risk – The District's investment policy allows investments in Federal Agencies or Instrumentalities. The District has invested 14% in U.S. Treasury Notes, 62% in Negotiable CDs, 24% in Money Market Funds.

Custodial Credit Risk is the risk that in the event of the failure of the counterparty, the District will not be able to recover the value of its investments or collateral securities that are in the possession of an outside party. All of the District's securities are either insured and registered in the name of the District or at least registered in the name of the District.

Note 5 - Property Taxes

Property taxes are levied and assessed on a calendar year basis while the District fiscal year runs from July through June. First half tax collections are received by the District in the second half of the fiscal year. Second half tax distributions occur in the first half of the following fiscal year.

Property taxes include amounts levied against all real property and public utility property located in the District. Real property tax revenues received in calendar year 2024 represent the collection of calendar year 2023 taxes. Real property taxes received in calendar year 2024 were levied after April 1, 2023, on the assessed values as of January 1, 2023, the lien date. Assessed values for real property taxes are established by State statute at 35 percent of appraised market value. Real property taxes are payable annually or semiannually. If paid annually, payment is due December 31; if paid semiannually, the first payment is due December 31, with the remainder payable by June 20. Under certain circumstances, State statute permits alternate payment dates to be established. Public utility property tax revenues received in calendar year 2023 represent the collection of calendar year 2023 taxes. Public utility real property taxes received in calendar year 2024 became a lien on December 31, 2022, were levied after April 1, 2023, and are collected with real property taxes. Public utility real property is assessed at 35 percent of true value. The District receives property taxes from Clinton and Warren County. The County Auditors periodically advance to the District its portion of the taxes collected. Second-half real property tax payments collected by the Counties by June 30, 2024, are available to finance fiscal year 2024 operations. The amount available as an advance at June 30, 2024 was \$326,296 in the general fund, \$19,425 in the debt service fund (a nonmajor governmental fund) and \$3,877 in the classroom facilities maintenance fund (a nonmajor governmental fund). This amount is recorded as revenue. The amount of second-half real property taxes available for advance at fiscal year-end can vary based on the date the tax bills are sent.

Accrued property taxes receivable includes real property, public utility property and tangible personal property taxes, which are measurable as of June 30, 2024, and for which there is an enforceable legal claim. Although total property tax collections for the next fiscal year are measurable, only the amount of real property taxes available as an advance at June 30 was levied to finance current fiscal year operations

Clinton-Massie Local School District
Notes to the Basic Financial Statements
For the Fiscal Year ended June 30, 2024

and is reported as revenue at fiscal year end. The portion of the receivable not levied to finance current fiscal year operations is offset by a credit to unearned revenue.

On the accrual basis of accounting, collectible delinquent property taxes have been recorded as a receivable and revenue, while on a modified accrual basis of accounting the revenue has been deferred.

The assessed values upon which the fiscal year 2024 taxes were collected are:

	2023 First Half Collections	
	Amount	Percent
Agricultural/residential and other real estate	\$405,186,590	94%
Public utility personal	24,731,300	6%
Total	\$429,917,890	100.00%
Tax rate per \$1,000 of assessed valuation	\$29.20	

Note 6 – Receivables

Receivables at June 30, 2024 consisted of taxes, accounts, interest, intergovernmental grants, and interfund. All receivables are considered collectible in full due to the ability to foreclose for the nonpayment of taxes, the stable condition of State programs and the current year guarantee of federal funds. A summary of receivables reported on the statement of net position follows:

Governmental activities:

Taxes	\$10,755,981
Accounts	2,738
Interest	4,218
Intergovernmental	86,205
Total	\$10,849,142

Receivables have been disaggregated on the face of the basic financial statements. All receivables are expected to be collected within the subsequent year.

Note 7 - Capital Assets

Capital asset activity for the fiscal year ended June 30, 2024, was as follows:

This Space Intentionally Left Blank

Clinton-Massie Local School District
Notes to the Basic Financial Statements
For the Fiscal Year ended June 30, 2024

	Beginning Balance	Additions	Deletions	Ending Balance
Governmental Activities				
Capital Assets, not being depreciated:				
Land	\$462,953	\$0	\$0	\$462,953
Construction in Progress	558,560	362,843	558,560	362,843
Capital Assets, being depreciated:				
Land Improvements	2,617,962	0	442,900	2,175,062
Buildings and Improvements	52,796,066	575,969	0	53,372,035
Equipment	2,606,582	14,581	0	2,621,163
Vehicles	2,368,808	389,683	0	2,758,491
Totals at Historical Cost	<u>61,410,931</u>	<u>1,343,076</u>	<u>1,001,460</u>	<u>61,752,547</u>
Less Accumulated Depreciation:				
Land Improvements	2,250,463	101,696	310,030	2,042,129
Buildings and Improvements	26,438,898	1,419,434	0	27,858,332
Equipment	2,240,602	68,526	0	2,309,128
Vehicles	1,458,552	203,927	0	1,662,479
Total Accumulated Depreciation	<u>32,388,515</u>	<u>1,793,583</u>	<u>310,030</u>	<u>33,872,068</u>
Governmental Activities Capital Assets, Net	<u>\$29,022,416</u>	<u>(\$450,507)</u>	<u>\$691,430</u>	<u>\$27,880,479</u>

Depreciation expense was charged to governmental functions as follows:

Instruction:	
Regular	\$1,538,589
Special	1,079
Support Services:	
Instructional Staff	3,706
School Administration	1,222
Fiscal	4,878
Operations and Maintenance	23,290
Pupil Transportation	148,178
Operation of Non-Instructional Services	27,441
Extracurricular Activities	45,200
Total Depreciation Expense	<u>\$1,793,583</u>

Note 8 - Long-Term Obligations

During the fiscal year 2024, the following changes occurred in governmental activities long-term obligations.

This Space Intentionally Left Blank

Clinton-Massie Local School District
Notes to the Basic Financial Statements
For the Fiscal Year ended June 30, 2024

	Beginning Balance	Additions	Reductions	Ending Balance	Due in One Year
General Obligation Bonds:					
Qualified School Construction Bonds	\$70,000	\$0	(\$35,000)	\$35,000	\$35,000
HB264 #1	250,000	0	(60,000)	190,000	60,000
HB264 Premium	8,293	0	(2,072)	6,221	0
2020 School Improvement Refunding	3,070,000	0	(510,000)	2,560,000	530,000
2020 Refunding - Premium	203,519	0	(53,285)	150,234	0
Subtotal Bonds	3,601,812	0	(660,357)	2,941,455	625,000
Notes Payable	140,495	0	(69,253)	71,242	71,242
2024 Financed Purchase Agreement	0	262,843	0	262,843	58,858
Compensated Absences	1,251,431	318,062	(107,456)	1,462,037	131,014
Subtotal Others Amounts	4,993,738	580,905	(837,066)	4,737,577	886,114
Net Pension Liability	17,669,776	610,384	0	18,280,160	0
Net OPEB Liability	952,653	295,328	0	1,247,981	0
Total Long-Term Obligations	\$23,616,167	\$1,486,617	(\$837,066)	\$24,265,718	\$886,114

Compensated Absences: Compensated absences will be paid from the funds from which the person is paid, which, for the District, are primarily the general fund, food service fund (a nonmajor governmental fund), the Title VI-B fund (a nonmajor governmental fund) and the Title I fund (a nonmajor governmental fund).

Net Pension/OPEB Liability: Net pension/OPEB liability should be recognized in the governmental funds to the extent that benefit payments are due and payable and the pension/OPEB plan's fiduciary net position is not sufficient for payment of those benefits.

2024 Financed Purchase Agreement: Financed purchase agreement with Motz for the field turf installation. An amortization schedule for the project is not yet available as the project was not completed as of June 30, 2024.

Notes Payable Obligations: Notes payable obligations are paid from the general fund.

HB264 Bonds: The District issued \$796,564 in energy conservations bonds on August 8, 2012 for energy conservation throughout the district. The interest rate on these bonds ranges from 2.00% to 4.00% and will mature on June 1, 2027. Principal and interest are paid from the general fund.

Qualified School Construction Bonds: The Qualified School Construction Bonds were issued on November 6, 2009 and bear an interest rate of 1.85%. The bonds mature on September 15, 2024. Principal and interest are paid from the general fund.

2011 Refunding Bonds: In June 2011, the District advance refunded \$7,064,995 in school improvement bonds that were originally for the purpose of new construction, improvements, renovations, and additions to school facilities, including the construction of a new high school, and providing equipment, furnishings and site improvements. The \$507,265 premium on the issuance of these refunding bonds will be amortized over the remaining life of the debt, which has a final maturity date of December 1, 2028. The debt will be retired from the debt service fund.

Clinton-Massie Local School District
Notes to the Basic Financial Statements
For the Fiscal Year ended June 30, 2024

The refunding bonds are not subject to optional redemption prior to maturity. Of the \$7,064,995 issued, \$6,790,000 represents current interest bonds and \$274,995 are capital appreciation bonds. The current interest bonds were refunded again in fiscal year 2021.

In October 2020, the District advance refunded \$4,040,000 in school improvement bonds that were originally for the purpose of new construction, improvements, renovations, and additions to school facilities, including the construction of a new high school, and providing equipment, furnishings and site improvements. The \$257,554 premium on the issuance of these refunding bonds will be amortized over the remaining life of the debt, which has a final maturity date of December 1, 2028. The debt will be retired from the debt service fund.

The following is a summary of the future debt service requirements to maturity for the HB 264 and general obligation bonds and the District’s Notes Payable:

<u>HB 264 and General Obligation Bonds</u>			
Fiscal Year Ending June 30	Principal	Interest	Total
2025	\$625,000	\$61,231	\$686,231
2026	615,000	36,907	651,907
2027	635,000	19,745	654,745
2028	580,000	9,464	589,464
2029	330,000	2,673	332,673
Total	<u>\$2,785,000</u>	<u>\$130,020</u>	<u>\$2,915,020</u>

<u>Notes Payable</u>			
Fiscal Year Ending June 30	Principal	Interest	Total
2025	<u>\$71,242</u>	<u>\$2,046</u>	<u>\$73,288</u>
Total	<u>\$71,242</u>	<u>\$2,046</u>	<u>\$73,288</u>

Legal Debt Margin

The Ohio Revised Code provides that voted net general obligation debt of the District shall never exceed 9% of the total assessed valuation of the District. The code further provides that unvoted indebtedness shall not exceed 1/10 of 1% of the property valuation of the District. The code additionally states that unvoted indebtedness related to energy conservation debt shall not exceed 9/10 of 1% of the property valuation of the District. The assessed valuation used in determining the District’s legal debt margin has been modified by House Bill 530, which became effective March 30, 2006. In accordance with House Bill 530, the assessed valuation used in the District’s legal debt margin calculation excluded tangible personal property used in business, telephone or telegraph property, interexchange telecommunications company property, and personal property owned or leased by a railroad company and used in railroad operations.

This Space Intentionally Left Blank

Clinton-Massie Local School District
Notes to the Basic Financial Statements
For the Fiscal Year ended June 30, 2024

Note 9 - Risk Management

Comprehensive

The District is exposed to various risks of loss related to torts, theft of, damage to, and destruction of assets, errors and omissions, injuries to employees and natural disasters. During fiscal year 2024, the district contracted with Arthur J Gallagher & Co., through the Southwestern Ohio Educational Purchasing Council for property, general liability and auto insurance.

Professional liability is protected by Arthur J. Gallagher, with \$1,000,000 each occurrence, \$3,000,000 aggregate limit. Vehicles are covered with \$1,000 deductible for comprehensive and \$1,000 deductible for collision.

Public officials' bond insurance is provided by Phillips Insurance. The Treasurer is covered by a bond in the amount of \$15,000.

Settled claims resulting from these risks have not exceeded commercial insurance coverage in any of the past three fiscal years. There was no significant reduction in coverage from the prior year.

Note 10 - Defined Benefit Pension Plans

The Statewide retirement systems provide both pension benefits and other postemployment benefits (OPEB).

Net Pension Liability/Net OPEB Liability (Asset)

Pensions and OPEB are a component of exchange transactions—between an employer and its employees—of salaries and benefits for employee services. Pensions/OPEB are provided to an employee—on a deferred-payment basis—as part of the total compensation package offered by an employer for employee services each financial period.

The net pension/OPEB liability (asset) represent the District's proportionate share of each pension/OPEB plan's collective actuarial present value of projected benefit payments attributable to past periods of service, net of each pension/OPEB plan's fiduciary net position. The net pension/OPEB liability (asset) calculation is dependent on critical long-term variables, including estimated average life expectancies, earnings on investments, cost of living adjustments and others. While these estimates use the best information available, unknowable future events require adjusting these estimates annually.

Ohio Revised Code limits the District's obligation for this liability to annually required payments. The District cannot control benefit terms or the manner in which pensions/OPEB are financed; however, the District does receive the benefit of employees' services in exchange for compensation including pension and OPEB.

GASB 68/75 assumes the liability is solely the obligation of the employer, because (1) they benefit from employee services; and (2) State statute requires funding to come from these employers. All pension contributions to date have come solely from these employers (which also includes pension costs paid in the form of withholdings from employees). The retirement systems may allocate a portion of the employer contributions to provide for these OPEB benefits. In addition, health care plan enrollees pay a portion of the health care costs in the form of a monthly premium. State statute requires the retirement systems to amortize unfunded pension liabilities within 30 years. If the pension amortization period

Clinton-Massie Local School District
Notes to the Basic Financial Statements
For the Fiscal Year ended June 30, 2024

exceeds 30 years, each retirement system’s board must propose corrective action to the State legislature. Any resulting legislative change to benefits or funding could significantly affect the net pension/OPEB liability (asset). Resulting adjustments to the net pension/OPEB liability (asset) would be effective when the changes are legally enforceable. The Ohio revised Code permits, but does not require the retirement systems to provide healthcare to eligible benefit recipients.

The remainder of this note includes the required pension disclosures. See Note 11 for the required OPEB disclosures.

Plan Description - School Employees Retirement System (SERS)

Plan Description

District non-teaching employees participate in SERS, a cost-sharing multiple-employer defined benefit pension plan administered by SERS. SERS provides retirement, disability and survivor benefits, and death benefits to plan members and beneficiaries. Authority to establish and amend benefits is provided by Ohio Revised Code Chapter 3309. SERS issues a publicly available, stand-alone financial report that includes financial statements, required supplementary information and detailed information about SERS’ fiduciary net position. That report can be obtained by visiting the SERS website at www.ohsers.org under Employers/Audit Resources.

Age and service requirements for retirement are as follows:

	Eligible to Retire on or before August 1, 2017 *	Eligible to Retire on or after August 1, 2017
Full Benefits	Any age with 30 years of service credit	Age 67 with 10 years of service credit; or Age 57 with 30 years of service credit
Actuarially Reduced Benefits	Age 60 with 5 years of service credit Age 55 with 25 years of service credit	Age 62 with 10 years of service credit; or Age 60 with 25 years of service credit

* Members with 25 years of service credit as of August 1, 2017, will be included in this plan.

Annual retirement benefits are calculated based on final average salary multiplied by a percentage that varies based on years of service; 2.2 percent for the first thirty years of service and 2.5 percent for years of service credit over 30. Final average salary is the average of the highest three years of salary.

An individual whose benefit effective date is before April 1, 2018, is eligible for a cost of living adjustment (COLA) on the first anniversary date of the benefit. New benefit recipients must wait until the fourth anniversary of their benefit for COLA eligibility. The COLA is added each year to the base benefit amount on the anniversary date of the benefit. The COLA is indexed to the percentage increase in the CPI-W, not to exceed 2.5 percent and with a floor of 0 percent. A three-year COLA suspension was in effect for all benefit recipients for the years 2018, 2019, and 2020. The Retirement Board approved a 2.5 percent COLA for calendar year 2023.

Funding Policy

Plan members are required to contribute 10 percent of their annual covered salary and the District is required to contribute 14 percent of annual covered payroll. The contribution requirements of plan members and employers are established and may be amended by the SERS’ Retirement Board up to

Clinton-Massie Local School District
Notes to the Basic Financial Statements
For the Fiscal Year ended June 30, 2024

statutory maximum amounts of 10 percent for plan members and 14 percent for employers. The Retirement Board, acting with the advice of the actuary, allocates the employer contribution rate among four of the System's funds (Pension Trust Fund, Death Benefit Fund, Medicare B Fund, and Health Care Fund). For the fiscal year ended June 30, 2024, the allocation to pension, death benefits, and Medicare B was 14.0 percent. For fiscal year 2024, the Retirement Board did not allocate any employer contribution to the Health Care Fund.

The District's contractually required contribution to SERS was \$418,394 for fiscal year 2024. Of this amount \$134,026 is reported as accrued wages and benefits.

Plan Description - State Teachers Retirement System (STRS)

Plan Description

District licensed teachers and other faculty members participate in STRS Ohio, a cost-sharing multiple employer public employee system administered by STRS. STRS provides retirement and disability benefits to members and death and survivor benefits to beneficiaries. STRS issues a stand-alone financial report that includes financial statements, required supplementary information, and detailed information about STRS' fiduciary net position. That report can be obtained by writing to STRS, 275 E. Broad St., Columbus, OH 43215-3771, by calling (888) 227-7877, or by visiting the STRS Web site at www.strsoh.org.

New members have a choice of three retirement plans: a Defined Benefit (DB) Plan, a Defined Contribution (DC) Plan, and a Combined Plan. Benefits are established by Ohio Revised Code Chapter 3307.

The DB plan offers an annual retirement allowance based on final average salary multiplied by a percentage that varies based on years of service. Effective August 1, 2015, the calculation is 2.2 percent of final average salary for the five highest years of earnings multiplied by all years of service. In April 2017, the Retirement Board made the decision to reduce COLA granted on or after July 1, 2017, to 0 percent upon a determination by its actuary that it was necessary to preserve the fiscal integrity of the retirement system. Benefit recipients' base benefit and past cost-of living increases are not affected by this change. Effective July 1, 2022, a one-time ad-hoc COLA of 3 percent of the base benefit was granted to eligible benefit recipients to begin on the anniversary of their retirement benefit in fiscal year 2023 as long as they retired prior to July 1, 2018. Effective July 1, 2023, a one-time ad-hoc COLA of 1 percent of the base benefit was granted to eligible benefit recipients to begin on the anniversary of their retirement benefit in fiscal year 2024 as long as they retired prior to July 1, 2019. Pursuant to Ohio Revised Code 3307.67(E) the STRS Ohio Retirement Board may adjust the COLA upon a determination by the board's actuary that a change will not materially impair the fiscal integrity of the system or is necessary to preserve the fiscal integrity of the system. Eligibility changes will be phased in until August 1, 2023, when retirement eligibility for unreduced benefits will be five years of service credit and age 65, or 34 years of service credit at any age.

Eligibility changes for DB Plan members who retire with actuarially reduced benefits will be phased in until August 1, 2023, when retirement eligibility will be five years of qualifying service credit and age 60, or 30 years of service credit regardless of age.

The DC Plan allows members to place all their member contributions and 11.09 percent of the 14 percent employer contributions into an investment account. The member determines how to allocate the member and employer money among various investment choices offered by STRS. The remaining 2.91

Clinton-Massie Local School District
Notes to the Basic Financial Statements
For the Fiscal Year ended June 30, 2024

percent of the 14 percent employer rate is allocated to the defined benefit unfunded liability. A member is eligible to receive a retirement benefit at age 50 and termination of employment. The member may elect to receive a lifetime monthly annuity or a lump sum withdrawal.

The Combined Plan offers features of both the DB Plan and the DC Plan. In the Combined Plan, 12 percent of the 14 percent member rate is deposited into the member's DC account and the remaining 2 percent is applied to the DB Plan. Member contributions to the DC Plan are allocated among investment choices by the member, and contributions to the DB Plan from the employer and the member are used to fund the defined benefit payment at a reduced level from the regular DB Plan. The defined benefit portion of the Combined Plan payment is payable to a member on or after age 60 with five years of service. The defined contribution portion of the account may be taken as a lump sum payment or converted to a lifetime monthly annuity at age fifty and after termination of employment.

New members who choose the DC plan or Combined Plan will have another opportunity to reselect a permanent plan during their fifth year of membership. Members may remain in the same plan or transfer to another STRS plan. The optional annuitization of a member's defined contribution account or the defined contribution portion of a member's Combined Plan account to a lifetime benefit results in STRS bearing the risk of investment gain or loss on the account. STRS has therefore included all three plan options as one defined benefit plan for GASB 68 reporting purposes.

A DB or Combined Plan member with five or more years of credited service who is determined to be disabled may qualify for a disability benefit. New members on or after July 1, 2013, must have at least ten years of qualifying service credit to apply for disability benefits. Members in the DC Plan who become disabled are entitled only to their account balance. Eligible survivors of members who die before service retirement may qualify for monthly benefits. If a member of the DC Plan dies before retirement benefits begin, the member's designated beneficiary is entitled to receive the member's account balance.

Funding Policy

Employer and member contribution rates are established by the State Teachers Retirement Board and limited by Chapter 3307 of the Ohio Revised Code. The 2024 employer and employee contribution rate of 14 percent was equal to the statutory maximum rates. For 2024, the full employer contribution was allocated to pension.

The District's contractually required contribution to STRS was \$1,350,960 for fiscal year 2024. Of this amount \$225,160 is reported as accrued wages and benefits.

Net Pension Liabilities, Pension Expense, and Deferred Outflows of Resources and Deferred Inflows of Resources Related to Pensions

The net pension liability was measured as of June 30, 2023, and the total pension liability used to calculate the net pension liability was determined by an actuarial valuation as of that date. The District's proportion of the net pension liability was based on the District's share of contributions to the pension plan relative to the contributions of all participating entities. Following is information related to the proportionate share and pension expense:

Clinton-Massie Local School District
Notes to the Basic Financial Statements
For the Fiscal Year ended June 30, 2024

	<u>SERS</u>	<u>STRS</u>	<u>Total</u>
Proportionate Share of the Net Pension Liability	\$4,078,129	\$14,202,031	\$18,280,160
Proportion of the Net Pension Liability:			
Current Measurement Date	0.07380540%	0.06594879%	
Prior Measurement Date	<u>0.06638500%</u>	<u>0.06333369%</u>	
Change in Proportionate Share	0.00742040%	0.00261510%	
Pension Expense	\$487,973	\$1,250,631	\$1,738,604

At June 30 2024, reported deferred outflows of resources and deferred inflows of resources related to pensions from the following sources:

	<u>SERS</u>	<u>STRS</u>	<u>Total</u>
<u>Deferred Outflows of Resources</u>			
Differences between expected and actual experience	\$175,288	\$517,776	\$693,064
Changes of assumptions	28,888	1,169,614	1,198,502
Changes in employer proportionate share of net pension liability	290,270	720,842	1,011,112
Contributions subsequent to the measurement date	<u>418,394</u>	<u>1,350,960</u>	<u>1,769,354</u>
Total Deferred Outflows of Resources	<u>\$912,840</u>	<u>\$3,759,192</u>	<u>\$4,672,032</u>
<u>Deferred Inflows of Resources</u>			
Differences between expected and actual experience	\$0	\$31,516	\$31,516
Changes of assumptions	0	880,383	880,383
Net difference between projected and actual earnings on pension plan investments	57,321	42,564	99,885
Changes in employer proportionate share of net pension liability	<u>56,112</u>	<u>52,408</u>	<u>108,520</u>
Total Deferred Inflows of Resources	<u>\$113,433</u>	<u>\$1,006,871</u>	<u>\$1,120,304</u>

\$1,769,354 reported as deferred outflows of resources related to pension resulting from contributions subsequent to the measurement date will be recognized as a reduction of the net pension liability in the year ending June 30, 2025. Other amounts reported as deferred outflows of resources and deferred inflows of resources related to pension will be recognized in pension expense as follows:

Fiscal Year			
Ending June 30:	<u>SERS</u>	<u>STRS</u>	<u>Total</u>
2025	\$83,817	\$128,753	\$212,570
2026	(45,617)	(277,358)	(322,975)
2027	339,773	1,518,390	1,858,163
2028	<u>3,040</u>	<u>31,576</u>	<u>34,616</u>
Total	<u>\$381,013</u>	<u>\$1,401,361</u>	<u>\$1,782,374</u>

Actuarial Assumptions - SERS

SERS' total pension liability was determined by their actuaries in accordance with GASB Statement No. 67, as part of their annual actuarial valuation for each defined benefit retirement plan. Actuarial valuations

Clinton-Massie Local School District
Notes to the Basic Financial Statements
For the Fiscal Year ended June 30, 2024

of an ongoing plan involve estimates of the value of reported amounts (e.g., salaries, credited service) and assumptions about the probability of occurrence of events far into the future (e.g., mortality, disabilities, retirements, employment termination). Actuarially determined amounts are subject to continual review and potential modifications, as actual results are compared with past expectations and new estimates are made about the future.

Projections of benefits for financial reporting purposes are based on the substantive plan (the plan as understood by the employers and plan members) and include the types of benefits provided at the time of each valuation and the historical pattern of sharing benefit costs between the employers and plan members to that point. The projection of benefits for financial reporting purposes does not explicitly incorporate the potential effects of legal or contractual funding limitations. Future benefits for all current plan members were projected through 2137.

Actuarial calculations reflect a long-term perspective. For a newly hired employee, actuarial calculations will take into account the employee’s entire career with the employer and also take into consideration the benefits, if any, paid to the employee after termination of employment until the death of the employee and any applicable contingent annuitant. In many cases actuarial calculations reflect several decades of service with the employer and the payment of benefits after termination.

Key methods and assumptions used in calculating the total pension liability in the latest actuarial valuation prepared as of June 30, 2023 are presented below:

Inflation	2.40%
Future Salary Increases, including inflation	3.25% to 13.58%
COLA or Ad Hoc COLA	2.00%, on or after April 1, 2018, COLAs for future retirees will be delayed for three years following commencement
Investment Rate of Return	7.00% net of system expenses
Actuarial Cost Method	Entry Age Normal (Level Percent of Payroll)

Mortality rates were based on the PUB-2010 General Employee Amount Weight Below Median Healthy Retiree mortality table projected to 2017 with ages set forward 1 year and adjusted 94.20 percent for males and set forward 2 years and adjusted 81.35 percent for females. Mortality among disabled members were based upon the PUB-2010 General Disabled Retiree mortality table projected to 2017 with ages set forward 5 years and adjusted 103.3 percent for males and set forward 3 years and adjusted 106.8 percent for females. Future improvement in mortality rates is reflected by applying the MP-2020 projection scale generationally.

The most recent experience study was completed for the five-year period ended June 30, 2020.

The long-term return expectation for the Pension Plan Investments has been determined by using a building-block approach and assumes a time horizon, as defined in SERS’ Statement of Investment Policy. A forecasted rate of inflation serves as the baseline for the return expectation. Various real return premiums over the baseline inflation rate have been established for each asset class. The long-term expected nominal rate of return has been determined by calculating an arithmetic weighted average of the expected real return premiums for each asset class, adding the projected inflation rate, and adding the expected return from rebalancing uncorrelated asset classes. As of June 30, 2023:

Clinton-Massie Local School District
Notes to the Basic Financial Statements
For the Fiscal Year ended June 30, 2024

Asset Class	Target Allocation	Long-Term Expected Real Rate of Return
Cash	2.00%	0.75%
US Equity	24.75%	4.82%
Non-US Equity Developed	13.50%	5.19%
Non-US Equity Emerging	6.75%	5.98%
Fixed Income/Global Bonds	19.00%	2.24%
Private Equity	12.00%	7.49%
Real Estate/Real Assets	17.00%	3.70%
Private Debt/Private Credit	5.00%	5.64%
Total	<u>100.00%</u>	

Discount Rate

The total pension liability for 2023 was calculated using the discount rate of 7.00 percent. The discount rate determination did not use a municipal bond rate. The projection of cash flows used to determine the discount rate assumed that employers would contribute the actuarially determined contribution rate of projected compensation over the remaining 21-year amortization period of the unfunded actuarial accrued liability. The actuarially determined contribution rate for fiscal year 2023 was 14 percent. Projected inflows from investment earnings were calculated using the long-term assumed investment rate of return (7.00 percent). Based on those assumptions, the plan’s fiduciary net position was projected to be available to make all future benefit payments of current plan members. Therefore, the long-term expected rate of return on pension plan investments was applied to all periods of projected benefits to determine the total pension liability. The annual money weighted rate of return, calculated as the internal rate of return on pension plan investments, for fiscal year 2023 was 6.90 percent.

Sensitivity of the Proportionate Share of the Net Pension Liability to Changes in the Discount Rate

Net pension liability is sensitive to changes in the discount rate, and to illustrate the potential impact the following table presents the net pension liability calculated using the discount rate of 7.00 percent, as well as what each plan’s net pension liability would be if it were calculated using a discount rate that is one percentage point lower (6.00 percent), or one percentage point higher (8.00 percent) than the current rate.

	1% Decrease 6.00%	Current Discount Rate 7.00%	1% Increase 8.00%
Proportionate share of the net pension liability	\$6,019,109	\$4,078,129	\$2,443,222

Changes Between the Measurement Date and the Report Date

Governor DeWine signed HB33 in July 2023 authorizing SERS to implement a Contribution Based Benefit Cap beginning August 1, 2024. Any effect on the net pension liability is unknown.

Actuarial Assumptions - STRS

Key methods and assumptions used in the June 30, 2023 actuarial valuation are presented below:

This Space Intentionally Left Blank

Clinton-Massie Local School District
Notes to the Basic Financial Statements
For the Fiscal Year ended June 30, 2024

Inflation	2.50%
Projected Salary Increases	From 2.50% to 8.50% based on service
Investment Rate of Return	7.00% net of investments expense, including inflation
Discount Rate of Return	7.00%
Payroll Increases	3.00%
Cost-of-Living Adjustments (COLA)	0.00%

Post-retirement mortality rates are based on the Pub-2010 Teachers Healthy Annuitant Mortality Table, adjusted 110 percent for males, projected forward generationally using mortality improvement scale MP-2020. Pre-retirement mortality rates are based on Pub-2010 Teachers Employee Table adjusted 95 percent for females, projected forward generationally using mortality improvement scale MP-2020. Post-retirement disabled mortality rates are based on Pub-2010 Teachers Disable Annuitant Table projected forward generationally using mortality improvement scale MP-2020.

Actuarial assumptions used in the June 30, 2023, valuation are based on the results of an actuarial experience study for the period July 1, 2015, through June 30, 2021. An actuarial experience study is done on a quinquennial basis.

STRS' investment consultant develops an estimate range for the investment return assumption based on the target allocation adopted by the Retirement Board. The target allocation and long-term expected rate of return for each major asset class are summarized as follows:

<u>Asset Class</u>	<u>Target Allocation *</u>	<u>Long-Term Expected Rate of Return **</u>
Domestic Equity	26.00%	6.60%
International Equity	22.00%	6.80%
Alternatives	19.00%	7.38%
Fixed Income	22.00%	1.75%
Real Estate	10.00%	5.75%
Liquidity Reserves	<u>1.00%</u>	1.00%
Total	<u><u>100.00%</u></u>	

* Final target weights reflected October 1, 2022.

** 10 year annualized geometric nominal returns, which include the real rate of return and inflation of 2.25%, and is net of investment expenses. Over a 30-year period, STRS' investment consultant indicates that the above target allocations should generate a return above the actuarial rate of return, without net value added by management.

Discount Rate

The discount rate used to measure the total pension liability was 7.00 percent as of June 30, 2023. The projection of cash flows used to determine the discount rate assumes that member and employer contributions will be made at the statutory contribution rates in accordance with rate increases described above. For this purpose, only employer contributions that are intended to fund benefits of current plan

Clinton-Massie Local School District
Notes to the Basic Financial Statements
For the Fiscal Year ended June 30, 2024

members and their beneficiaries are included. Based on those assumptions, STRS’ fiduciary net position was projected to be available to make all projected future benefit payments to current plan members as of June 30, 2023. Therefore, the long-term expected rate of return on pension plan investments of 7.00 percent was applied to all periods of projected benefit payment to determine the total pension liability as of June 30, 2023.

Sensitivity of the Proportionate Share of the Net Pension Liability to Changes in the Discount Rate

The following table presents the District's proportionate share of the net pension liability calculated using the current period discount rate assumption of 7.00 percent, as well as what the District's proportionate share of the net pension liability would be if it were calculated using a discount rate that is one-percentage-point lower (6.00 percent) or one-percentage-point higher (8.00 percent) than the current rate:

	1% Decrease 6.00%	Current Discount Rate 7.00%	1% Increase 8.00%
Proportionate share of the net pension liability	\$21,839,580	\$14,202,031	\$7,742,754

Changes Between the Measurement Date and the Report Date

In March 2024, the STRS Board made the eligibility rule requiring 34 years of service for an unreduced retirement permanent, effective June 1, 2024. Eligibility for a reduced retirement benefit has been lowered from 30 to 29 years of service. The effect of these changes on the net pension liability is currently unknown.

Note 11 - Defined Benefit OPEB Plans

See Note 10 for a description of the net OPEB liability (asset).

Plan Description - School Employees Retirement System (SERS)

Health Care Plan Description

The District contributes to the SERS Health Care Fund, administered by SERS for non-certificated retirees and their beneficiaries. For GASB 75 purposes, this plan is considered a cost-sharing other postemployment benefit (OPEB) plan. SERS’ Health Care Plan provides healthcare benefits to eligible individuals receiving retirement, disability, and survivor benefits, and to their eligible dependents. Members who retire after June 1, 1986, need 10 years of service credit, exclusive of most types of purchased credit, to qualify to participate in SERS’ health care coverage. The following types of credit purchased after January 29, 1981, do not count toward health care coverage eligibility: military, federal, out-of-state, municipal, private school, exempted, and early retirement incentive credit. In addition to age and service retirees, disability benefit recipients and beneficiaries who are receiving monthly benefits due to the death of a member or retiree, are eligible for SERS’ health care coverage. Most retirees and dependents choosing SERS’ health care coverage are over the age of 65 and therefore enrolled in a fully insured Medicare Advantage plan; however, SERS maintains a traditional, self-insured preferred provider organization for its non-Medicare retiree population. For both groups, SERS offers a self-insured prescription drug program. Health care is a benefit that is permitted, not mandated, by statute. The financial report of the Plan is included in the SERS Annual Comprehensive Financial Report which can be obtained on SERS’ website at www.ohsers.org under Employers/Audit Resources.

Clinton-Massie Local School District
Notes to the Basic Financial Statements
For the Fiscal Year ended June 30, 2024

The Health Care program is financed through a combination of employer contributions, recipient premiums, investment returns, and any funds received on behalf of SERS' participation in Medicare programs. The System's goal is to maintain a health care reserve account with a 20-year solvency period in order to ensure that fluctuations in the cost of health care do not cause an interruption in the program. However, during any period in which the 20-year solvency period is not achieved, the System shall manage the Health Care Fund on a pay-as-you-go basis.

Access to health care for retirees and beneficiaries is permitted in accordance with Section 3309 of the Ohio Revised Code. SERS' Retirement Board reserves the right to change or discontinue any health plan or program. Active employee members do not contribute to the Health Care Plan. The SERS Retirement Board established the rules for the premiums paid by the retirees for health care coverage for themselves and their dependents or for their surviving beneficiaries. Premiums vary depending on the plan selected, qualified years of service, Medicare eligibility, and retirement status.

Funding Policy

State statute permits SERS to fund the health care benefits through employer contributions. Each year, after the allocation for statutorily required pensions and benefits, the Retirement Board may allocate the remainder of the employer contribution of 14 percent of covered payroll to the Health Care Fund in accordance with the funding policy. For fiscal year 2024, no allocation was made to health care. An additional health care surcharge on employers is collected for employees earning less than an actuarially determined minimum compensation amount, pro-rated if less than a full year of service credit was earned. For fiscal year 2024, this amount was \$30,000. Statutes provide that no employer shall pay a health care surcharge greater than 2 percent of that employer's SERS-covered payroll; nor may SERS collect in aggregate more than 1.5 percent of the total statewide SERS-covered payroll for the health care surcharge. For fiscal year 2024, the District's surcharge obligation was \$50,206.

The surcharge, added to the allocated portion of the 14.00% employer contribution rate is the total amount assigned to the Health Care Fund. The District's contractually required contribution to SERS was \$50,206 for fiscal year 2024.

Plan Description - State Teachers Retirement System (STRS)

Plan Description

The State Teachers Retirement System of Ohio (STRS) administers a cost-sharing Health Plan administered for eligible retirees who participated in the defined benefit or combined pension plans offered by STRS. Ohio law authorizes STRS to offer this plan. Benefits include hospitalization, physicians' fees, prescription drugs and partial reimbursement of monthly Medicare Part B premiums. Health care premiums were reduced by a Medicare Part B premium credit beginning in 2023. The Plan is included in the report of STRS which can be obtained by visiting www.strsoh.org or by calling (888) 227-7877.

Funding Policy

Ohio Revised Code Chapter 3307 authorizes STRS to offer the Plan and gives the Retirement Board discretionary authority over how much, if any, of the health care costs will be absorbed by STRS. Active employee members do not contribute to the Health Care Plan. All benefit recipients pay a portion of the health care costs in the form of a monthly premium. Under Ohio law, funding for post-employment health care may be deducted from employer contributions, currently 14 percent of covered payroll. For the fiscal year ended June 30, 2024, STRS did not allocate any employer contributions to post-employment health care.

Clinton-Massie Local School District
Notes to the Basic Financial Statements
For the Fiscal Year ended June 30, 2024

Net OPEB Liabilities (Assets), OPEB Expense (Income), and Deferred Outflows of Resources and Deferred Inflows of Resources Related to OPEB

The net OPEB liability (asset) was measured as of June 30, 2023, and the total OPEB liability used to calculate the net OPEB liability (asset) was determined by an actuarial valuation as of that date. The District's proportion of the net OPEB liability (asset) was based on the District's share of contributions to the respective retirement systems relative to the contributions of all participating entities. Following is information related to the proportionate share and OPEB expense:

	<u>SERS</u>	<u>STRS</u>	<u>Total</u>
Proportionate Share of the Net OPEB Liability	\$1,247,981	\$0	\$1,247,981
Proportionate Share of the Net OPEB (Asset)	0	(1,282,613)	(1,282,613)
Proportion of the Net OPEB Liability/Asset:			
Current Measurement Date	0.07575250%	0.06594879%	
Prior Measurement Date	<u>0.06785230%</u>	<u>0.06333369%</u>	
Change in Proportionate Share	0.00790020%	0.00261510%	
OPEB Expense (Gain)	(\$110,520)	(\$67,115)	(\$177,635)

At June 30 2024, reported deferred outflows of resources and deferred inflows of resources related to OPEB from the following sources:

	<u>SERS</u>	<u>STRS</u>	<u>Total</u>
<u>Deferred Outflows of Resources</u>			
Differences between expected and actual experience	\$2,601	\$1,999	\$4,600
Changes of assumptions	421,979	188,947	610,926
Net difference between projected and actual earnings on OPEB plan investments	9,672	2,289	11,961
Changes in employer proportionate share of net OPEB liability	266,648	3,499	270,147
Contributions subsequent to the measurement date	<u>50,206</u>	<u>0</u>	<u>50,206</u>
Total Deferred Outflows of Resources	<u>\$751,106</u>	<u>\$196,734</u>	<u>\$947,840</u>
<u>Deferred Inflows of Resources</u>			
Differences between expected and actual experience	\$643,630	\$195,632	\$839,262
Changes of assumptions	354,439	846,250	1,200,689
Changes in employer proportionate share of net OPEB liability	<u>109,186</u>	<u>16,507</u>	<u>125,693</u>
Total Deferred Inflows of Resources	<u>\$1,107,255</u>	<u>\$1,058,389</u>	<u>\$2,165,644</u>

\$50,206 reported as deferred outflows of resources related to OPEB resulting from contributions subsequent to the measurement date will be recognized as a reduction of the net OPEB liability (adjustment to net OPEB asset) in the year ending June 30, 2025. Other amounts reported as deferred outflows of resources and deferred inflows of resources related to OPEB will be recognized in OPEB expense as follows:

Clinton-Massie Local School District
Notes to the Basic Financial Statements
For the Fiscal Year ended June 30, 2024

Fiscal Year Ending June 30:	SERS	STRS	Total
2025	(\$176,642)	(\$377,781)	(\$554,423)
2026	(143,941)	(175,920)	(319,861)
2027	(73,187)	(67,091)	(140,278)
2028	(45,218)	(90,941)	(136,159)
2029	(34,096)	(83,642)	(117,738)
Thereafter	66,729	(66,280)	449
Total	<u>(\$406,355)</u>	<u>(\$861,655)</u>	<u>(\$1,268,010)</u>

Actuarial Assumptions - SERS

The total OPEB liability is determined by SERS' actuaries in accordance with GASB Statement No. 74, as part of their annual actuarial valuation for each retirement plan. Actuarial valuations of an ongoing plan involve estimates of the value of reported amounts (e.g., salaries, credited service) and assumptions about the probability of occurrence of events far into the future (e.g., mortality, disabilities, retirements, employment terminations). Actuarially determined amounts are subject to continual review and potential modifications, as actual results are compared with past expectations and new estimates are made about the future.

Projections of benefits for financial reporting purposes are based on the substantive plan (the plan as understood by the employers and plan members) and include the types of benefits provided at the time of each valuation and the historical pattern of sharing benefit costs between the employers and plan members to that point. The projection of benefits for financial reporting purposes does not explicitly incorporate the potential effects of legal or contractual funding limitations.

Actuarial calculations reflect a long-term perspective. For a newly hired employee, actuarial calculations will take into account the employee's entire career with the employer and also take into consideration the benefits, if any, paid to the employee after termination of employment until the death of the employee and any applicable contingent annuitant. In many cases, actuarial calculations reflect several decades of service with the employer and the payment of benefits after termination.

Key methods and assumptions used in calculating the total OPEB liability in the latest actuarial valuation date of June 30, 2023 are presented below:

This Space Intentionally Left Blank

Clinton-Massie Local School District
Notes to the Basic Financial Statements
For the Fiscal Year ended June 30, 2024

Inflation	2.40%
Future Salary Increases, Including Inflation	3.25% to 13.58%
Investment Rate of Return	7.00% net of investment expense
Actuarial Cost Method	Entry Age Normal (Level Percent of Payroll)
Fiduciary Net Position is Projected to be Depleted	2048
Municipal Bond Index Rate:	
Measurement Date	3.86%
Prior Measurement Date	3.69%
Single Equivalent Interest Rate (SEIR), net of plan investment expense, including price inflation:	
Measurement Date	4.27%
Prior Measurement Date	4.08%
Health Care Cost Trend Rate	
Measurement Date	6.75% to 4.40%
Prior Measurement Date	7.00% to 4.40%

Mortality rates among healthy retirees were based on the PUB-2010 General Employee Amount Weighted Below Median Healthy Retiree mortality table projected to 2017 with ages set forward 1 year and adjusted 94.20 percent for males and set forward 2 years and adjusted 81.35 percent for females. Mortality among disabled members were based upon the PUB-2010 General Disabled Retiree mortality table projected to 2017 with ages set forward 5 years and adjusted 103.3 percent for males and set forward 3 years and adjusted 106.8 percent for females. Mortality rates for contingent survivors were based on PUB-2010 General Amount Weighted Below Median Contingent Survivor mortality table projected to 2017 with ages set forward 1 year and adjusted 105.5 percent for males and adjusted 122.5 percent for females. Mortality rates for actives is based on PUB-2010 General Amount Weighted Below Median Employee mortality table. Mortality rates are projected using a fully generational projection with Scale MP-2020.

The most recent experience study was completed for the five-year period ended June 30, 2020.

The long-term expected rate of return on plan assets is reviewed as part of the actuarial five-year experience study. The most recent study covers fiscal years 2016 through 2020, and was adopted by the Board on April 15, 2021. Several factors are considered in evaluating the long-term rate of return assumption including long-term historical data, estimates inherent in current market data, and a long-normal distribution analysis in which best-estimate ranges of expected future real rates of return (expected return, net of investment expense and inflation) were developed by the investment consultant for each major asset class. These ranges were combined to produce the long-term expected rate of return, 7.00 percent, by weighting the expected future real rates of return by the target asset allocation percentage and then adding expected inflation. The assumption is intended to be a long-term assumption and is not expected to change absent a significant change in the asset allocation, a change in the inflation assumption, or a fundamental change in the market that alters expected returns in future years.

The long-term expected nominal rate of return has been determined by calculating a weighted average of the expected real return premiums for each asset class, adding the projected inflation rate, and adding the expected return from rebalancing uncorrelated asset classes. As of June 30, 2023:

Clinton-Massie Local School District
Notes to the Basic Financial Statements
For the Fiscal Year ended June 30, 2024

Asset Class	Target Allocation	Long-Term Expected Real Rate of Return
Cash	2.00%	0.75%
US Equity	24.75%	4.82%
Non-US Equity Developed	13.50%	5.19%
Non-US Equity Emerging	6.75%	5.98%
Fixed Income/Global Bonds	19.00%	2.24%
Private Equity	12.00%	7.49%
Real Estate/Real Assets	17.00%	3.70%
Private Debt/Private Credit	5.00%	5.64%
Total	100.00%	

Discount Rate

The discount rate used to measure the total OPEB liability at June 30, 2023, was 4.27 percent. The discount rate used to measure total OPEB liability prior to June 30, 2023, was 4.08 percent. The projection of cash flows used to determine the discount rate assumed that contributions will be made from members and the System at the contribution rate of 1.50 percent of projected covered payroll each year, which includes a 1.50 percent payroll surcharge and no contributions from the basic benefits plan. Based on these assumptions, the OPEB plan's fiduciary net position was projected to be depleted in 2048 by SERS' actuaries. The Fidelity General Obligation 20-year Municipal Bond Index Rate was used in the determination of the single equivalent interest rate for both the June 30, 2022, and the June 30, 2023, total OPEB liability. The Municipal Bond Index Rate is the single rate that will generate a present value of benefit payments equal to the sum of the present value determined by the long-term expected rate of return, and the present value determined by discounting those benefits after the date of depletion. The Municipal Bond Index Rate was 3.86 percent at June 30, 2023, and 3.69 percent at June 30, 2022.

Sensitivity of the Proportionate Share of the Net OPEB Liability to Changes in the Discount Rate and Changes in the Health Care Cost Trend Rates

The net OPEB liability is sensitive to changes in the discount rate and the health care cost trend rate. The following table presents the net OPEB liability of SERS, what SERS' net OPEB liability would be if it were calculated using a discount rate that is 1 percentage point lower (3.27%) and higher (5.27%) than the current discount rate (4.27%). Also shown is what SERS' net OPEB liability would be based on health care cost trend rates that are 1 percentage point lower (5.75% decreasing to 3.40%) and higher (7.75% decreasing to 5.40%) than the current rate.

	1% Decrease (3.27%)	Current Discount Rate (4.27%)	1% Increase (5.27%)
Proportionate share of the net OPEB liability	\$1,595,277	\$1,247,981	\$974,124
	1% Decrease (5.75% decreasing to 3.40%)	Current Trend Rate (6.75% decreasing to 4.40%)	1% Increase (7.75% decreasing to 5.40%)
Proportionate share of the net OPEB liability	\$916,848	\$1,247,981	\$1,686,776

Changes Between Measurement Date and Reporting Date

In September 2023, the SERS Board changed minimum compensation to \$30,000 from \$25,000 for purposes of the surcharge. Any effect on the net OPEB liability is unknown.

Clinton-Massie Local School District
Notes to the Basic Financial Statements
For the Fiscal Year ended June 30, 2024

Actuarial Assumptions - STRS

Key methods and assumptions used in the June 30, 2023, actuarial valuation compared to the prior year are presented below:

	June 30, 2023	June 30, 2022
Projected salary increases	Varies by service from 2.50% to 8.50%	Varies by service from 2.50% to 8.50%
Investment Rate of Return	7.00%, net of investment expenses, including inflation	7.00%, net of investment expenses, including inflation
Payroll Increases	3.00%	3.00%
Discount Rate of Return	7.00%	7.00%
Health Care Cost Trends:		
Medical		
Pre-Medicare	7.50% initial, 4.14% ultimate	7.50% initial, 3.94% ultimate
Medicare	-10.94% initial, 4.14% ultimate	-68.78% initial, 3.94% ultimate
Prescription Drug		
Pre-Medicare	-11.95% initial, 4.14% ultimate	9.00% initial, 3.94% ultimate
Medicare	1.33% initial, 4.14% ultimate	-5.47% initial, 3.94% ultimate

Projections of benefits include the historical pattern of sharing benefit costs between the employers and retired plan members.

Healthy retirees post-retirement mortality rates are based on the Pub-2010 Teachers Healthy Annuitant Mortality Table, adjusted 110 percent for males, projected forward generationally using mortality improvement scale MP-2020; pre-retirement mortality rates are based on Pub-2010 Teachers Employee Table adjusted 95 percent for females, projected forward generationally using mortality improvement scale MP-2020. For disabled retirees, mortality rates are based on the Pub-2010 Teachers Disabled Annuitant Table projected forward generationally using mortality improvement scale MP-2020.

Actuarial assumptions used in the June 30, 2023, valuation are based on the results of an actuarial experience study for the period July 1, 2015, through June 30, 2021. An actuarial experience study is done on a quinquennial basis.

STRS' investment consultant develops an estimate range for the investment return assumption based on the target allocation adopted by the Retirement Board. The target allocation and long-term expected rate of return for each major asset class are summarized as follows:

This Space Intentionally Left Blank

Clinton-Massie Local School District
Notes to the Basic Financial Statements
For the Fiscal Year ended June 30, 2024

Asset Class	Target Allocation *	Long-Term Expected Rate of Return **
Domestic Equity	26.00%	6.60%
International Equity	22.00%	6.80%
Alternatives	19.00%	7.38%
Fixed Income	22.00%	1.75%
Real Estate	10.00%	5.75%
Liquidity Reserves	1.00%	1.00%
Total	100.00%	

* Final target weights reflected at October 1, 2022.

** 10 year annualized geometric nominal returns, which include the real rate of return and inflation of 2.25%, and is net of investment expenses. Over a 30-year period, STRS' investment consultant indicates that the above target allocations should generate a return above the actual rate of return, without net value added by management.

Discount Rate

The discount rate used to measure the total OPEB liability was 7.00 percent as of June 30, 2023. The projection of cash flows used to determine the discount rate assumed STRS continues to allocate no employer contributions to the health care fund. Based on these assumptions, the OPEB plan's fiduciary net position was projected to be available to make all projected future benefit payments to current plan members as of June 30, 2023. Therefore, the long-term expected rate of return on health care plan investments of 7.00 percent was applied to all periods of projected health care costs to determine the total OPEB liability as of June 30, 2023.

Sensitivity of the Proportionate Share of the Net OPEB (Asset) to Changes in the Discount and Health Care Cost Trend Rate

The following table represents the net OPEB asset as of June 30, 2023, calculated using the current period discount rate assumption of 7.00 percent, as well as what the net OPEB asset would be if it were calculated using a discount rate that is one percentage point lower (6.00 percent) or one percentage point higher (8.00 percent) than the current assumption. Also shown is the net OPEB asset as if it were calculated using health care cost trend rates that are one percentage point lower or one percentage point higher than the current health care cost trend rates.

	1% Decrease (6.00%)	Current Discount Rate (7.00%)	1% Increase (8.00%)
Proportionate share of the net OPEB (asset)	(\$1,085,564)	(\$1,282,613)	(\$1,454,222)
	1% Decrease	Current Trend Rate	1% Increase
Proportionate share of the net OPEB (asset)	(\$1,462,185)	(\$1,282,613)	(\$1,066,321)

Changes Between the Measurement Date and the Reporting date

In March, 2024, the STRS Board made changes to the eligibility for the maximum health care premium subsidy, going into effect initially with the January 2025 benefit. In May, 2024, the Board aligned the eligibility for the health care premium subsidy with the changes to pension eligibility made in March 2024. The effect on the net OPEB liability (asset) is unknown at this time.

Clinton-Massie Local School District
Notes to the Basic Financial Statements
For the Fiscal Year ended June 30, 2024

Note 12 – Contingencies

Foundation Funding

District foundation funding is based on the annualized full-time equivalent (FTE) enrollment of each student. The Ohio Department of Education and Workforce (DEW) is legislatively required to adjust/reconcile funding as enrollment information is updated by schools throughout the State, which can extend past the fiscal year end. Additional DEW adjustments for fiscal year 2024 are finalized. As a result, the impact of future FTE adjustments on the fiscal year 2024 financial statements is determinable. This has not resulted in either an additional receivable to, or a liability of, the District.

Grants

The School District received financial assistance from federal and State agencies in the form of grants. The expenditure of funds received under these programs generally requires compliance with terms and conditions specified in the grant agreements and is subject to audit by the grantor agencies. Any disallowed claims resulting from such audits could become a liability of the General Fund or other applicable funds. This also encompasses the Auditor of State’s ongoing review of student attendance data. However, the effect of any such disallowed claims on the overall financial position of the School District, if applicable, cannot be determined at this time.

Litigation

The District is involved in no material litigation as either plaintiff or defendant.

Note 13 - Statutory Reserves

The District is required by State statute to annually set-aside in the general fund an amount based on a statutory formula for the acquisition and construction of capital improvements. Amounts not spent by the end of the fiscal year or offset by similarly restricted resources received during the year must be held in cash at year end. These amounts must be carried forward to be used for the same purposes in future years.

During the fiscal year ended June 30, 2024, the reserve activity was as follows:

	Capital Acquisition
Set Aside Reserve Balance as of June 30, 2023	\$0
Current Year Set Aside Requirement	369,439
Qualified Disbursements	0
Current Year Offsets	<u>(369,439)</u>
Set Aside Reserve Balance as of June 30, 2024	<u>\$0</u>
Restricted Cash as of June 30, 2024	<u>\$0</u>

During fiscal year 2002, the District issued \$10,275,000 in capital related debt. These proceeds may be used to reduce the capital improvements set-aside amount to below zero for future years. The amount presented for prior year offset from bond proceeds is limited to an amount needed to reduce the capital improvements set-aside balance to \$0. The District is responsible for tracking the amount of bond

Clinton-Massie Local School District
Notes to the Basic Financial Statements
For the Fiscal Year ended June 30, 2024

proceeds that may be used as an offset in future periods, which was \$9,460,686 at June 30, 2024.

Note 14 - Interfund Transactions

Interfund transactions at June 30, 2024, consisted of the following funds for transfers in and out and interfund receivables and payables:

	Transfers		Interfund	
	In	Out	Receivables	Payables
General Fund	\$500	\$109,461	\$9,146	\$0
Other Governmental Funds	109,461	500	0	9,146
Total All Funds	<u>\$109,961</u>	<u>\$109,961</u>	<u>\$9,146</u>	<u>\$9,146</u>

Interfund balance/transfers are used to move revenues from the fund that statute or budget requires to collect them to the fund that statute or budget requires to expend them and unrestricted revenues collected in the general fund to finance various programs accounted for in other funds in accordance with budget authorizations; to segregate and to return money to the fund from which it was originally provided once a project is completed.

Note 15 – Fund Balances

Fund balance is classified as nonspendable, restricted, committed, assigned and/or unassigned based primarily on the extent to which the District is bound to observe constraints imposed upon the use of the resources in the government funds. The constraints placed on fund balance for the major governmental funds and all other governmental funds are presented below:

This Space Intentionally Left Blank

Clinton-Massie Local School District
Notes to the Basic Financial Statements
For the Fiscal Year ended June 30, 2024

Fund Balances	General	Other Governmental Funds	Total
Nonspendable:			
Prepays	\$264,557	\$1,840	\$266,397
Total Nonspendable	<u>264,557</u>	<u>1,840</u>	<u>266,397</u>
Restricted for:			
Classroom Facilities Maintenance	0	20,599	20,599
District Managed Student Activity	0	142,258	142,258
Food Service	0	315,424	315,424
Student Managed Activity	0	48,143	48,143
Scholarships	0	78,750	78,750
Debt Service	0	424,113	424,113
Total Restricted	<u>0</u>	<u>1,029,287</u>	<u>1,029,287</u>
Assigned to:			
Permanent Improvement	0	287,206	287,206
Total Assigned	<u>0</u>	<u>287,206</u>	<u>287,206</u>
Unassigned (Deficit)	<u>(334,886)</u>	<u>(53,091)</u>	<u>(387,977)</u>
Total Fund Balance	<u>(\$70,329)</u>	<u>\$1,265,242</u>	<u>\$1,194,913</u>

Note 16 – Other Commitments

The District utilizes encumbrance accounting as part of its budgetary controls. Encumbrances outstanding at year-end are reservations of fund balance for subsequent-year expenditures and may be reported as part of restricted, committed, or assigned classifications of fund balance. At year end, the District's commitments for encumbrances in the governmental funds were as follows:

Fund Type	Year-End Encumbrances
General Fund	\$639,400
Other Governmental Funds	107,882
Total	<u>\$747,282</u>

Note 17 – Implementation of New Accounting Principles

New Accounting Principles

For fiscal year 2024, the District implemented Governmental Accounting Standards Board (GASB) Statement No. 100, Accounting Changes and Error Corrections; and portions of GASB Statement No. 99, Omnibus 2022.

GASB Statement No. 100 enhances accounting and financial reporting requirements for accounting changes and error corrections to provide more understandable, reliable, relevant, consistent, and

Clinton-Massie Local School District
Notes to the Basic Financial Statements
For the Fiscal Year ended June 30, 2024

comparable information for making decisions or assessing accountability. The implementation of GASB Statement No. 100 did not have an effect on the financial statements of the District.

GASB Statement No. 99 addresses a variety of topics and includes clarification of provisions related to accounting and reporting of leases under GASB Statement No. 87, provides extension of the period which the London Interbank Offered Rate is considered appropriate benchmark interest rate, guidance on disclosure of nonmonetary transaction, accounting for pledges of future revenues when resources are not received by the pledging government under GASB Statement No. 48, and terminology updates related to certain provisions of GASB Statement No. 63 and No. 53. These topics under GASB Statement No. 99 provisions were implemented in a prior year.

Other topics in GASB Statement No. 99 includes classification of other derivative instruments within the scope of GASB Statement No. 53, clarification of provisions related to accounting and reporting of Public-Private and Public-Public Partnerships under GASB Statement No. 94, and clarification of provisions to accounting and reporting of subscription-based information technology arrangements under GASB Statement No. 96. These topics under GASB Statement No. 99 provisions were implemented and did not have an effect on the financial statements of the District.

This Space Intentionally Left Blank

REQUIRED SUPPLEMENTARY INFORMATION

Clinton-Massie Local School District
 Required Supplementary Information
 Schedule of the District's Proportionate Share of the Net Pension Liability
 School Employees Retirement System of Ohio
 Last Ten Fiscal Years (1)

Year	District's Proportion of the Net Pension Liability	District's Proportionate Share of the Net Pension Liability	District's Covered Payroll	District's Proportionate Share of the Net Pension Liability as a Percentage of its Covered Payroll	Plan Fiduciary Net Position as a Percentage of the Total Pension Liability
2024	0.07380540%	\$4,078,129	\$2,928,057	139.28%	76.06%
2023	0.06638500%	3,590,617	2,479,857	144.79%	75.82%
2022	0.06944880%	2,562,459	2,397,193	106.89%	82.86%
2021	0.06564790%	4,342,090	2,301,471	188.67%	68.55%
2020	0.06464550%	3,867,854	2,217,704	174.41%	70.85%
2019	0.06991170%	4,003,973	2,249,933	177.96%	71.36%
2018	0.06780460%	4,051,175	2,271,886	178.32%	69.50%
2017	0.06756540%	4,945,164	2,510,229	197.00%	62.98%
2016	0.06720360%	3,834,703	2,656,571	144.35%	69.16%
2015	0.07014700%	3,550,100	2,058,925	172.42%	71.70%

(1) Amounts presented as of the District's measurement date which is the prior fiscal year end.

See accompanying notes to the required supplementary information.

Clinton-Massie Local School District
 Required Supplementary Information
 Schedule of the District's Contributions for Net Pension Liability
 School Employees Retirement System of Ohio
 Last Ten Fiscal Years

Year	District's Contractually Required Contribution	District's Contributions in Relation to the Contractually Required Contributions	District's Contribution Deficiency (Excess)	District's Covered Payroll	District's Contributions as a Percentage of Covered Payroll
2024	\$418,394	(\$418,394)	\$0	\$2,988,529	14.00%
2023	409,928	(409,928)	0	2,928,057	14.00%
2022	347,180	(347,180)	0	2,479,857	14.00%
2021	335,607	(335,607)	0	2,397,193	14.00%
2020	322,206	(322,206)	0	2,301,471	14.00%
2019	299,390	(299,390)	0	2,217,704	13.50%
2018	303,741	(303,741)	0	2,249,933	13.50%
2017	318,064	(318,064)	0	2,271,886	14.00%
2016	351,432	(351,432)	0	2,510,229	14.00%
2015	350,136	(350,136)	0	2,656,571	13.18%

See accompanying notes to the required supplementary information.

Clinton-Massie Local School District
 Required Supplementary Information
 Schedule of the District's Proportionate Share of the Net Pension Liability
 State Teachers Retirement System of Ohio
 Last Ten Fiscal Years (1)

Year	District's Proportion of the Net Pension Liability	District's Proportionate Share of the Net Pension Liability	District's Covered Payroll	District's Proportionate Share of the Net Pension Liability as a Percentage of its Covered Payroll	Plan Fiduciary Net Position as a Percentage of the Total Pension Liability
2024	0.06594879%	\$14,202,031	\$8,483,143	167.41%	80.02%
2023	0.06333369%	14,079,159	8,801,143	159.97%	78.88%
2022	0.06385927%	8,164,982	7,850,743	104.00%	87.78%
2021	0.06115346%	14,796,961	7,051,971	209.83%	75.48%
2020	0.05984421%	13,234,187	7,089,686	186.67%	77.40%
2019	0.06179961%	13,588,347	7,272,857	186.84%	77.31%
2018	0.06157666%	14,627,668	6,880,371	212.60%	75.30%
2017	0.06143057%	20,562,663	6,471,343	317.75%	66.80%
2016	0.06476259%	17,898,486	6,808,793	262.87%	72.10%
2015	0.06894292%	16,769,304	7,585,915	221.06%	74.70%

(1) Amounts presented as of the District's measurement date which is the prior fiscal year end.

See accompanying notes to the required supplementary information.

Clinton-Massie Local School District
 Required Supplementary Information
 Schedule of the District's Contributions for Net Pension Liability
 State Teachers Retirement System of Ohio
 Last Ten Fiscal Years

Year	District's Contractually Required Contribution	District's Contributions in Relation to the Contractually Required Contributions	District's Contribution Deficiency (Excess)	District's Covered Payroll	District's Contributions as a Percentage of Covered Payroll
2024	\$1,350,960	(\$1,350,960)	\$0	\$9,649,714	14.00%
2023	1,187,640	(1,187,640)	0	8,483,143	14.00%
2022	1,232,160	(1,232,160)	0	8,801,143	14.00%
2021	1,099,104	(1,099,104)	0	7,850,743	14.00%
2020	987,276	(987,276)	0	7,051,971	14.00%
2019	992,556	(992,556)	0	7,089,686	14.00%
2018	1,018,200	(1,018,200)	0	7,272,857	14.00%
2017	963,252	(963,252)	0	6,880,371	14.00%
2016	905,988	(905,988)	0	6,471,343	14.00%
2015	953,232	(953,232)	0	6,808,800	14.00%

See accompanying notes to the required supplementary information.

Clinton-Massie Local School District
 Required Supplementary Information
 Schedule of the District's Proportionate Share of the Net OPEB Liability
 School Employees Retirement System of Ohio
 Last Eight Fiscal Years (1) (2)

Year	District's Proportion of the Net OPEB Liability	District's Proportionate Share of the Net OPEB Liability	District's Covered Payroll	District's Proportionate Share of the Net OPEB Liability as a Percentage of its Covered Payroll	Plan Fiduciary Net Position as a Percentage of the Total OPEB Liability
2024	0.07575250%	\$1,247,981	\$2,928,057	42.62%	30.02%
2023	0.06785230%	952,653	2,479,857	38.42%	30.34%
2022	0.07155600%	1,354,256	2,397,193	56.49%	24.08%
2021	0.06825500%	1,483,405	2,301,471	64.45%	18.17%
2020	0.06613150%	1,663,068	2,217,704	74.99%	15.57%
2019	0.07062490%	1,959,326	2,249,933	87.08%	13.57%
2018	0.06886100%	1,848,048	2,271,886	81.34%	12.46%
2017	0.06842330%	1,950,317	2,055,179	94.90%	11.49%

(1) The schedule is intended to show information for the past 10 years and the additional years' information will be displayed as it becomes available. Information prior to 2017 is not available.

(2) Amounts presented as of the District's measurement date which is the prior fiscal year end.

See accompanying notes to the required supplementary information.

Clinton-Massie Local School District
 Required Supplementary Information
 Schedule of the District's Contributions for Net OPEB Liability
 School Employees Retirement System of Ohio
 Last Nine Fiscal Years (1) (2)

Year	District's Contractually Required Contribution (2)	District's Contributions in Relation to the Contractually Required Contributions	District's Contribution Deficiency (Excess)	District's Covered Payroll	District's Contributions as a Percentage of Covered Payroll
2024	\$50,206	(\$50,206)	\$0	\$2,988,529	1.68%
2023	54,333	(54,333)	0	2,928,057	1.86%
2022	44,173	(44,173)	0	2,479,857	1.78%
2021	45,715	(45,715)	0	2,397,193	1.91%
2020	44,474	(44,474)	0	2,301,471	1.93%
2019	50,903	(50,903)	0	2,217,704	2.30%
2018	48,070	(48,070)	0	2,249,933	2.14%
2017	37,785	(37,785)	0	2,271,886	1.66%
2016	34,421	(34,421)	0	2,510,229	1.37%

(1) The schedule is intended to show information for the past 10 years and the additional years' information will be displayed as it becomes available. Information prior to 2016 is not available.

(2) Includes surcharge.

See accompanying notes to the required supplementary information.

Clinton-Massie Local School District
 Required Supplementary Information
 Schedule of the District's Proportionate Share of the Net OPEB (Asset)/Liability
 State Teachers Retirement System of Ohio
 Last Eight Fiscal Years (1) (2)

Year	District's Proportion of the Net OPEB (Asset)/Liability	District's Proportionate Share of the Net OPEB (Asset)/Liability	District's Covered Payroll	District's Proportionate Share of the Net OPEB (Asset)/Liability as a Percentage of its Covered Payroll	Plan Fiduciary Net Position as a Percentage of the Total OPEB (Asset)/Liability
2024	0.06594879%	(\$1,282,613)	\$8,483,143	(15.12%)	168.52%
2023	0.06333369%	(1,639,920)	8,801,143	(18.63%)	230.73%
2022	0.06385927%	(1,346,421)	7,850,743	(17.15%)	174.73%
2021	0.06115346%	(1,074,772)	7,051,971	(15.24%)	182.13%
2020	0.05984421%	(991,164)	7,089,686	(13.98%)	174.74%
2019	0.06179961%	(993,057)	7,272,857	(13.65%)	176.00%
2018	0.06157666%	2,402,494	6,880,371	34.92%	47.10%
2017	0.06143060%	3,285,324	5,406,400	60.77%	37.30%

(1) The schedule is intended to show information for the past 10 years and the additional years' information will be displayed as it becomes available. Information prior to 2017 is not available.

(2) Amounts presented as of the District's measurement date which is the prior fiscal year end.

See accompanying notes to the required supplementary information.

Clinton-Massie Local School District
 Required Supplementary Information
 Schedule of the District's Contributions for Net OPEB (Asset)/Liability
 State Teachers Retirement System of Ohio
 Last Nine Fiscal Years (1)

Year	District's Contractually Required Contribution	District's Contributions in Relation to the Contractually Required Contributions	District's Contribution Deficiency (Excess)	District's Covered Payroll	District's Contributions as a Percentage of Covered Payroll
2024	\$0	\$0	\$0	\$9,649,714	0.00%
2023	0	0	0	8,483,143	0.00%
2022	0	0	0	8,801,143	0.00%
2021	0	0	0	7,850,743	0.00%
2020	0	0	0	7,051,971	0.00%
2019	0	0	0	7,089,686	0.00%
2018	0	0	0	7,272,857	0.00%
2017	0	0	0	6,880,371	0.00%
2016	0	0	0	5,406,400	0.00%

(1) The schedule is intended to show information for the past 10 years and the additional years' information will be displayed as it becomes available. Information prior to 2016 is not available.

See accompanying notes to the required supplementary information.

Clinton-Massie Local School District
Required Supplementary Information
Schedule of Revenues, Expenditures and Changes in Fund Balance
Budget and Actual (Non-GAAP Budgetary Basis)
For the Fiscal Year Ended June 30, 2024

	General Fund			
	Original Budget	Final Budget	Actual	Variance from Final Budget
Revenues:				
Taxes	\$8,600,912	\$8,750,261	\$8,750,261	\$0
Tuition and Fees	439,216	446,843	446,843	0
Investment Earnings	68,178	69,362	69,362	0
Intergovernmental	10,510,933	10,693,448	10,693,448	0
Other Revenues	267,504	272,149	272,149	0
Total Revenues	19,886,743	20,232,063	20,232,063	0
Expenditures:				
Current:				
Instruction:				
Regular	8,965,728	9,729,493	9,728,141	1,352
Special	2,982,518	3,236,591	3,236,141	450
Other	131,857	143,090	143,070	20
Support Services:				
Pupil	1,615,055	1,752,638	1,752,394	244
Instructional Staff	373,772	405,612	405,556	56
General Administration	79,661	86,447	86,435	12
School Administration	1,285,721	1,395,248	1,395,054	194
Fiscal	600,995	652,192	652,101	91
Operations and Maintenance	1,780,174	1,931,822	1,931,554	268
Pupil Transportation	2,019,188	2,191,196	2,190,892	304
Central	2,044	2,218	2,218	0
Extracurricular Activities	621,608	674,561	674,467	94
Operation of Non-Instructional Services	2,593	2,814	2,814	0
Debt Service:				
Principal Retirement	60,000	60,000	60,000	0
Interest and Fiscal Charges	45,971	45,971	45,971	0
Total Expenditures	20,566,885	22,309,893	22,306,808	3,085
Excess of Revenues Over (Under) Expenditures	(680,142)	(2,077,830)	(2,074,745)	3,085
Other financing sources (uses):				
Advances In	18,065	19,601	19,601	0
Advances (Out)	(732)	(745)	(745)	0
Transfers (Out)	(104,729)	(113,635)	(113,635)	0
Total Other Financing Sources (Uses)	(87,396)	(94,779)	(94,779)	0
Net Change in Fund Balance	(767,538)	(2,172,609)	(2,169,524)	3,085
Fund Balance - Beginning of Year (includes prior year encumbrances appropriated)	2,432,248	2,432,248	2,432,248	0
Fund Balance - End of Year	\$1,664,710	\$259,639	\$262,724	\$3,085

See accompanying notes to the required supplementary information.

Clinton-Massie Local School District
Notes to the Required Supplementary Information
For The Fiscal Year Ended June 30, 2024

Note 1 – Budgetary Process

All funds, except custodial funds, are legally required to be budgeted and appropriated. The major documents prepared are the tax budget, the appropriations resolution and the certificate of estimated resources which are prepared on the budgetary basis of accounting. The tax budget demonstrates a need for existing or increased tax rates. The certificate of estimated resources establishes a limit on the amount that the Board of Education may appropriate. The appropriation resolution is Board's authorization to spend resources and sets annual limits on expenditures plus encumbrances at the level of control selected by the Board. The legal level of control has been established by the Board at the fund level. Although the legal level of budgetary control was established at the fund level of expenditures, the District has elected to present budgetary statement comparisons at the fund and function level of expenditures. Any budgetary modifications at this level may only be made by resolution of the Board of Education.

The certificate of estimated resources may be amended during the year if projected increases or decreases in revenue are identified by the District Treasurer. The amounts reported as the original budgeted amounts on the budgetary statements reflect the amounts on the certificate of estimated resources when the original appropriations were adopted. The amounts reported as the final budgeted amounts on the budgetary statements reflect the amounts on the final amended certificate of estimated resources issued during the fiscal year 2024.

The appropriation resolution is subject to amendment by the Board throughout the year with the restriction that appropriations cannot exceed estimated resources. The amounts reported as the original budgeted amounts reflect the first appropriation resolution for that fund that covered the entire year, including amounts automatically carried forward from prior years. The amounts reported as the final budgeted amounts represent the final appropriation amounts passed by the Board during the year.

While the District is reporting financial position, results of operations and changes in fund balance on the basis of accounting principles generally accepted in the United States of America (GAAP), the budgetary basis as provided by law is based upon accounting for certain transactions on a basis of cash receipts, disbursements and encumbrances. The Schedule of Revenues, Expenditures and Changes in Fund Balances - Budget and Actual (Non-GAAP Basis) presented on the budgetary basis to provide a meaningful comparison of actual results with the budget. The major differences between the budget basis and GAAP basis are as follows:

1. Revenues and other financial sources are recorded when received in cash (budget basis) as opposed to when susceptible to accrual (GAAP basis).
2. Expenditures and other financing uses are recorded when paid in cash (budget basis) as opposed to when the liability is incurred (GAAP basis).
3. Encumbrances are treated as expenditures for all funds (budget basis) rather than as an assignment of fund balance for governmental fund types and expendable trust funds (GAAP basis).
4. Advances in and advances out are operating transactions (budget basis) as opposed to balance sheet transactions.
5. Some funds are reported as part of the general fund (GAAP basis) as opposed to the general fund being reported alone (budget basis).

Clinton-Massie Local School District
Notes to the Required Supplementary Information
For The Fiscal Year Ended June 30, 2024

The following table summarizes the adjustments necessary to reconcile the GAAP basis statements to the budgetary basis statements for the general fund.

	General
GAAP Basis	(\$1,631,449)
Revenue Accruals	(212,285)
Expenditure Accruals	299,428
Transfers In	(500)
Transfers (Out)	(4,174)
Advances In	19,601
Advances Out	(745)
Encumbrances	(639,400)
Budget Basis	(\$2,169,524)

Certain funds that are legally budgeted in separate special revenue funds are considered part of the general fund on a GAAP basis. This includes the underground storage tank fund, and the public school support fund.

Note 2 - Net Pension Liability

School Employees Retirement System (SERS)

Changes in Benefit Terms:

2023-2024: There were no changes in benefit terms since the prior measurement period.

2022: Cost of Living Adjustments (COLA) decreased from 2.50% to 2.00%.

2020-2021: There were no changes in benefit terms from the amounts reported for this fiscal year.

2019: With the authority granted the Board under Senate Bill 8, the Board has enacted a three year COLA delay for future benefit recipients commencing benefits on or after April 1, 2018.

2018: SERS changed from a fixed 3.00% annual increase to a Cost of Living Adjustments (COLA) based on the changed in the Consumer Price Index Index (CPI-W), with a cap of 2.50% and a floor of 0.00%.

2014-2017: There were no changes in benefit terms from the amounts reported for these fiscal years.

Changes in Assumptions:

2023-2024: There were no changes in methods and assumptions used in the calculation of actuarial determined contributions for these fiscal years.

2022: The following changes of assumptions affected the total pension liability since the prior measurement date:

- (1) The assumed rate of inflation was reduced from 3.00% to 2.40%,
- (2) Payroll growth assumption was reduced from 3.50% to 1.75%,
- (3) Assumed real wage growth was increased from 0.50% to 0.85%,
- (4) Cost of Living Adjustments (COLA) was reduced from 2.50% to 2.00%,
- (5) The discount rate was reduced from 7.50% to 7.00%,

Clinton-Massie Local School District
Notes to the Required Supplementary Information
For The Fiscal Year Ended June 30, 2024

- (6) Rates of withdrawal, compensation, participation, spouse coverage assumption, retirement, and disability were updated to reflect recent experience, and,
- (7) Mortality among active members, service retirees and beneficiaries, and disabled members were updated.

2018-2021: There were no changes in methods and assumptions used in the calculation of actuarial determined contributions for these fiscal years.

2017: The following changes of assumptions affected the total pension liability since the prior measurement date:

- (1) The assumed rate of inflation was reduced from 3.25% to 3.00%,
- (2) Payroll growth assumption was reduced from 4.00% to 3.50%,
- (3) Assumed real wage growth was reduced from 0.75% to 0.50%,
- (4) Rates of withdrawal, retirement and disability were updated to reflect recent experience,
- (5) Mortality among active members was updated to RP-2014 Blue Collar Mortality Table with fully generational projection and a five year age set-back for both males and females,
- (6) Mortality among service retired members, and beneficiaries was updated to the following RP-2014 Blue Collar Mortality Table with fully generational projection with Scale BB, 120% of male rates, and 110% of female rates,
- (7) Mortality among disabled members was updated to RP-2000 Disabled Mortality Table, 90% for male rates and 100% for female rates, set back five years is used for the period after disability retirement, and
- (8) The discount rate was reduced from 7.75% to 7.50%.

2014-2016: There were no changes in methods and assumptions used in the calculation of actuarial determined contributions for these fiscal years.

State Teachers Retirement System (STRS)

Changes in Benefit Terms:

2019-2024: There were no changes in benefit terms from the amounts reported for these fiscal years.

2018: STRS decreased the Cost of Living Adjustment (COLA) to zero.

2014-2017: There were no changes in benefit terms from the amounts reported for these fiscal years.

Changes in Assumptions:

2024: There were no changes in methods and assumptions used in the calculation of actuarial determined contributions for these fiscal years.

2023: The following changes of assumptions affected the total pension liability since the prior measurement date:

- (1) Post-retirement mortality rates are based on the Pub-2010 Teachers Healthy Annuitant Mortality Table:
 - a. Adjusted 110.0% for males, projected forward generationally using mortality improvement scale MP-2020
- (2) Pre-retirement mortality rates are based on Pub-2010 Teachers Employee Table:
 - a. Adjusted 95.0% for females, projected forward generationally using mortality improvement scale MP-2020
- (3) Post-retirement disabled mortality rates are based on Pub-2010 Teachers Disable Annuitant

Clinton-Massie Local School District
Notes to the Required Supplementary Information
For The Fiscal Year Ended June 30, 2024

Table:

- a. Projected forward generationally using mortality improvement scale MP-2020
- (4) Projected salary increases changed from 2.50% to 12.50% to 2.50% to 8.50%

2022: There were changes in assumptions since the prior measurement date, which the discount rate was adjusted to 7.00% from 7.45%.

2019-2021: There were no changes in methods and assumptions used in the calculation of actuarial determined contributions for these fiscal years.

2018: The following changes of assumptions affected the total pension liability since the prior measurement date:

- (1) The long term expected rate of return was reduced from 7.75% to 7.45%,
- (2) The inflation assumption was lowered from 2.75% to 2.50%,
- (3) The payroll growth assumption was lowered to 3.00%,
- (4) Total salary increases rate was lowered by decreasing the merit component of the individual salary increases, in addition to a decrease of 0.25% due to lower inflation,
- (5) The healthy and disabled mortality assumptions were updated to the RP-2014 mortality tables with generational improvement scale MP-2016, and
- (6) Rates of retirement, termination and disability were modified to better reflect anticipated future experience.

2014-2017: There were no changes in methods and assumptions used in the calculation of actuarial determined contributions for these fiscal years.

Note 3 - Net OPEB (Asset)/Liability

School Employees Retirement System (SERS)

Changes in Benefit Terms:

2024: Effective January 1, 2024, the non-Medicare disability health care subsidy amounts will change to reflect amounts equal to that of service retirees by years of service.

2017-2023: There were no changes in benefit terms from the amounts reported for these fiscal years.

Changes in Assumptions:

2024: Amounts reported for the fiscal year incorporate changes in key methods and assumptions used in calculating the total OPEB liability as presented below:

- (1) Discount Rate:
 - Prior Measurement Date 4.08%
 - Measurement Date 4.27%
- (2) Municipal Bond Index Rate:
 - Prior Measurement Date 3.69%
 - Measurement Date 3.86%
- (3) Single Equivalent Interest Rate, net of plan investment expense, including price inflation:
 - Prior Measurement Date 4.08%
 - Measurement Date 4.27%
- (4) The assumption for percent of pre-Medicare eligible retirees who choose the Wraparound plan increased from 10% to 20%.

Clinton-Massie Local School District
Notes to the Required Supplementary Information
For The Fiscal Year Ended June 30, 2024

- (5) The health care trend assumption on retiree premiums was updated to not apply trend to the \$35 surcharge.
- (6) The morbidity factors were updated based on the Society of Actuaries' June 2013 research report Health Care Costs—From Birth to Death by Dale Yamamoto and from the ASOP 6 practice note developed by the American Academy of Actuaries.
- (7) An assumption was added to assume that 15% of pre-65 retirees who waive will elect coverage upon Medicare eligibility.

2023: Amounts reported for the fiscal year incorporate changes in key methods and assumptions used in calculating the total OPEB liability as presented below:

- (1) Discount Rate:
 - Prior Measurement Date 2.27%
 - Measurement Date 4.08%
- (2) Municipal Bond Index Rate:
 - Prior Measurement Date 1.92%
 - Measurement Date 3.69%
- (3) Single Equivalent Interest Rate, net of plan investment expense, including price inflation:
 - Prior Measurement Date 2.27%
 - Measurement Date 4.08%
- (4) Health care trend rates were updated.

2022: Amounts reported for the fiscal year incorporate changes in key methods and assumptions used in calculating the total OPEB liability as presented below:

- (1) Discount Rate:
 - Prior Measurement Date 2.63%
 - Measurement Date 2.27%
- (2) Investment Rate of Return:
 - Prior Measurement Date 7.50%
 - Measurement Date 7.00%
- (3) Assumed Rate of Inflation:
 - Prior Measurement Date 3.00%
 - Measurement Date 2.40%
- (4) Payroll Growth Assumption:
 - Prior Measurement Date 3.50%
 - Measurement Date 1.75%
- (5) Assumed Real Wage Growth:
 - Prior Measurement Date 0.50%
 - Measurement Date 0.85%
- (6) Municipal Bond Index Rate:
 - Prior Measurement Date 2.45%
 - Measurement Date 1.92%
- (7) Single Equivalent Interest Rate, net of plan investment expense, including price inflation:
 - Prior Measurement Date 2.63%
 - Measurement Date 2.27%
- (8) Rates of withdrawal, retirement and disability were updated to reflect recent experience.
- (9) Rate of health care participation for future retirees and spouses was updated to reflect recent.
- (10) Mortality among active members was updated to the following:
 - a. PUB-2010 General Amount Weighted Below Median Employee mortality table.
- (11) Mortality among service retired members was updated to the following:

Clinton-Massie Local School District
Notes to the Required Supplementary Information
For The Fiscal Year Ended June 30, 2024

- a. PUB-2010 General Employee Amount Weighted Below Median Healthy Retiree mortality table projected to 2017 with ages set forward 1 year and adjusted 94.20% for males and set forward 2 years and adjusted 81.35% for females.
- (12) Mortality among beneficiaries was updated to the following:
 - a. PUB-2010 General Amount Weighted Below Median Contingent Survivor mortality table projected to 2017 with ages set forward 1 year and adjusted 105.5% for males and adjusted 122.5% for females.
- (13) Mortality among disabled member was updated to the following:
 - a. PUB-2010 General Disabled Retiree mortality table projected to 2017 with ages set forward 5 years and adjusted 103.3% for males and set forward 3 years and adjusted 106.8% for females.
- (14) Mortality rates are projected using a fully generational projection with Scale MP-2020.

2021: Amounts reported for the fiscal year incorporate changes in key methods and assumptions used in calculating the total OPEB liability as presented below:

- (1) Discount Rate:

Prior Measurement Date	3.22%
Measurement Date	2.63%
- (2) Municipal Bond Index Rate:

Prior Measurement Date	3.13%
Measurement Date	2.45%
- (3) Single Equivalent Interest Rate, net of plan investment expense, including price inflation:

Prior Measurement Date	3.22%
Measurement Date	2.63%

2020: Amounts reported for the fiscal year incorporate changes in key methods and assumptions used in calculating the total OPEB liability as presented below:

- (1) Discount Rate:

Prior Measurement Date	3.70%
Measurement Date	3.22%
- (2) Municipal Bond Index Rate:

Prior Measurement Date	3.62%
Measurement Date	3.13%
- (3) Single Equivalent Interest Rate, net of plan investment expense, including price inflation:

Prior Measurement Date	3.70%
Measurement Date	3.22%

2019: Amounts reported for the fiscal year incorporate changes in key methods and assumptions used in calculating the total OPEB liability as presented below:

- (1) Discount Rate:

Prior Measurement Date	3.63%
Measurement Date	3.70%
- (2) Municipal Bond Index Rate:

Prior Measurement Date	3.56%
Measurement Date	3.62%
- (3) Single Equivalent Interest Rate, net of plan investment expense, including price inflation:

Prior Measurement Date	3.63%
Measurement Date	3.70%

Clinton-Massie Local School District
Notes to the Required Supplementary Information
For The Fiscal Year Ended June 30, 2024

2018: Amounts reported for the fiscal year incorporate changes in key methods and assumptions used in calculating the total OPEB liability as presented below:

- (1) Discount Rate:

Fiscal Year 2018	3.63%
Fiscal Year 2017	2.98%
- (2) Municipal Bond Index Rate:

Fiscal Year 2018	3.56%
Fiscal Year 2017	2.92%
- (3) Single Equivalent Interest Rate, net of plan investment expense, including price inflation:

Fiscal Year 2018	3.63%
Fiscal Year 2017	2.98%

2017: The following changes of assumptions affected the total OPEB liability since the prior measurement date:

- (1) The assumed rate of inflation was reduced from 3.25% to 3.00%,
- (2) Payroll growth assumption was reduced from 4.00% to 3.50%,
- (3) Assumed real wage growth was reduced from 0.75% to 0.50%,
- (4) Rates of withdrawal, retirement and disability were updated to reflect recent experience,
- (5) Mortality among active members was updated to RP-2014 Blue Collar Mortality Table with fully generational projection and a five year age set-back for both males and females,
- (6) Mortality among service retired members, and beneficiaries was updated to the following RP-2014 Blue Collar Mortality Table with fully generational projection with Scale BB, 120% of male rates, and 110% of female rates, and
- (7) Mortality among disabled members was updated to RP-2000 Disabled Mortality Table, 90% for male rates and 100% for female rates, set back five years is used for the period after disability retirement.

State Teachers Retirement System (STRS)

Changes in Benefit Terms:

2024: Healthcare trends were updated to reflect emerging claims and recoveries experience as well as benefit changes effective January 1, 2024. The change in the subsidy percentage and the base amount for all retiree Non-Medicare Eligible (NME) participants, from 2.2% per year in last year's valuation to 2.5% per year, capped at 75%, as well as the unfreezing of the NME subsidy, the removal of the 6% cap on the year over year subsidy increase for Medicare Eligible (ME) participants, the changes in deductible and office visits copays for Aetna's Medicare Advantage plan, and updates in the medical and PBM vendor contracts. In addition, there were benefit changes related to the change in eligibility for unreduced Pension benefits.

2023: Salary increase rates were updated based on the actuarial experience study for the period July 1, 2015 through June 30, 2021 and were changed from age based to service based. Healthcare trends were updated to reflect emerging claims and recoveries experience.

2022: The non-Medicare subsidy percentage was increased effective January 1, 2022 from 2.055% to 2.100%. The non-Medicare frozen subsidy base premium was increased effective January 1, 2022. The Medicare Part D subsidy was updated to reflect it is expected to be negative in CY2022. The Part B monthly reimbursement elimination date was postponed indefinitely.

Clinton-Massie Local School District
Notes to the Required Supplementary Information
For The Fiscal Year Ended June 30, 2024

2021: There was no change to the claims costs process. Claim curves were updated to reflect the projected fiscal year end 2021 premium based on June 30, 2020 enrollment distribution. The non-Medicare subsidy percentage was increased effective January 1, 2021 from 1.984% to 2.055% per year of service. The non-Medicare frozen subsidy base premium was increased effective January 1, 2021. The Medicare subsidy percentages were adjusted effective January 1, 2021 to 2.1% for the AMA Medicare plan. The Medicare Part B monthly reimbursement elimination date was postponed indefinitely.

2020: There was no change to the claims costs process. Claim curves were trended to the fiscal year ending June 30, 2020 to reflect the current price renewals. The non-Medicare subsidy percentage was increased effective January 1, 2020 from 1.944% to 1.984% per year of service. The non-Medicare frozen subsidy base premium was increased effective January 1, 2020. The Medicare subsidy percentages were adjusted effective January 1, 2021 to 2.1% for the Medicare plan. The Medicare Part B monthly reimbursement elimination date was postponed to January 1, 2021.

2019: The subsidy multiplier for non-Medicare benefit recipients was increased from 1.900% to 1.944% per year of service effective January 1, 2019. The non-Medicare frozen subsidy base premium was increased effective January 1, 2019 and all remaining Medicare Part B premium reimbursements will be discontinued beginning January 1, 2020. The Board is extending the current Medicare Part B partial reimbursement program for one year. Under this program, benefit recipients currently enrolled in the STRS Ohio Health Care Program and Medicare Part B receive \$29.90 per month to reimburse a portion of the Medicare Part B premium. The reimbursement was set to be reduced to \$0 beginning January 1, 2020. This impacts about 85,000 benefit recipients.

2018: The subsidy multiplier for non-Medicare benefit recipients was reduced from 2.10% to 1.90% per year of service. Medicare Part B premium reimbursements were discontinued for certain survivors and beneficiaries and all remaining Medicare Part B premium reimbursements will be discontinued beginning January 1, 2019.

2017: There were no changes in benefit terms from the amounts reported for this fiscal year.

Changes in Assumptions:

2023-2024: There were no changes in methods and assumptions used in the calculation of actuarial determined contributions for these fiscal years.

2022: There were changes in assumptions since the prior measurement date, which the discount rate was adjusted to 7.00% from 7.45%.

2021: There were changes in assumptions during the measurement year, which decreased the total OPEB liability by approximately \$0.26 billion. The assumption changes included changes in healthcare costs and trends.

2020: There were changes in assumptions during the measurement year, which increased the total OPEB liability by approximately \$0.04 billion. The assumption changes included changes in healthcare costs and trends.

2019: The discount rate was increased from the blended rate of 4.13% to the long-term expected rate of return of 7.45% based on the methodology defined under GASB Statement No. 74, Financial Reporting for

Clinton-Massie Local School District
Notes to the Required Supplementary Information
For The Fiscal Year Ended June 30, 2024

Postemployment Benefit Plans Other Than Pension Plans (OPEB). Valuation year per capita health care costs were updated.

2018: The discount rate was increased from 3.26% to 4.13% based on the methodology defined under GASB Statement No. 74, Financial Reporting for Postemployment Benefit Plans Other Than Pension Plans (OPEB) and the long term expected rate of return was reduced from 7.75% to 7.45%. Valuation year per capita health care costs were updated, and the salary scale was modified. The percentage of future retirees electing each option was updated based on current data and the percentage of future disabled retirees and terminated vested participants electing health coverage were decreased. The assumed mortality, disability, retirement, withdrawal and future health care cost trend rates were modified along with the portion of rebated prescription drug costs.

2017: There were no changes in methods and assumptions used in the calculation of actuarial determined contributions for this fiscal year.

This Space Intentionally Left Blank

**CLINTON-MASSIE LOCAL SCHOOL DISTRICT
CLINTON COUNTY**

**SCHEDULE OF EXPENDITURES OF FEDERAL AWARDS
FOR THE YEAR ENDED JUNE 30, 2024**

FEDERAL GRANTOR <i>Pass Through Grantor</i> Program Title	Assistance Listing Number	Pass Through Entity Identifying Number	Total Federal Expenditures
<u>U.S. DEPARTMENT OF AGRICULTURE</u>			
<i>Passed Through Ohio Department of Education and Workforce:</i>			
Child Nutrition Cluster:			
Non-Cash Assistance (Food Distribution)			
National School Lunch Program	10.555	N/A	\$58,441
Cash Assistance			
National School Lunch Program	10.555	N/A	230,893
COVID-19 National School Lunch Program	10.555	N/A	50,413
Total National School Lunch Program			<u>339,747</u>
School Breakfast Program	10.553	N/A	49,381
Total Child Nutrition Cluster			<u>389,128</u>
Total U.S. Department of Agriculture			<u>389,128</u>
<u>U.S. DEPARTMENT OF EDUCATION</u>			
<i>Passed Through Ohio Department of Education and Workforce:</i>			
Special Education Cluster:			
Special Education - Grants to States	84.027	N/A	419,647
COVID - 19 Special Education-Grants to States	84.027X	N/A	10,151
Special Education - Preschool Grants	84.173	N/A	9,986
Total Special Education Cluster			<u>439,784</u>
COVID-19 American Rescue Plan - Elementary and Secondary School Emergency Relief Fund - Homeless Children and Youth	84.425W	N/A	2,715
Total Education Stabilization Fund			<u>2,715</u>
Title I Grants to Local Educational Agencies	84.010	N/A	189,205
Supporting Effective Instruction State Grants	84.367	N/A	35,081
Student Support and Academic Enrichment Program	84.424	N/A	14,200
Total U.S. Department of Education			<u>680,985</u>
<u>U.S. DEPARTMENT OF THE TREASURY</u>			
<i>Passed Through Ohio Facilities Construction Commission:</i>			
COVID-19 Coronavirus State and Local Fiscal Recovery Funds	21.027	5CV3	208,675
Total U.S. Department of the Treasury			<u>208,675</u>
Total Expenditures of Federal Awards			<u>\$1,278,788</u>

N/A - pass through entity number not available

See accompanying notes to the Schedule of Expenditures of Federal Awards

**CLINTON MASSIE LOCAL SCHOOL DISTRICT
CLINTON COUNTY**

**NOTES TO THE SCHEDULE OF EXPENDITURES OF FEDERAL AWARDS
2 CFR 200.510(b)(6)
FOR THE YEAR ENDED JUNE 30, 2024**

NOTE A – BASIS OF PRESENTATION

The accompanying Schedule of Expenditures of Federal Awards (the Schedule) includes the federal award activity of the Clinton Massie Local School District (the District) under programs of the federal government for the year ended June 30, 2024. The information on this Schedule is prepared in accordance with the requirements of Title 2 U.S. *Code of Federal Regulations* Part 200, *Uniform Administrative Requirements, Cost Principles, and Audit Requirements for Federal Awards* (Uniform Guidance). Because the Schedule presents only a selected portion of the operations of the District, it is not intended to and does not present the financial position, changes in net position, or cash flows of the District.

NOTE B – SUMMARY OF SIGNIFICANT ACCOUNTING POLICIES

Expenditures reported on the Schedule are reported on the cash basis of accounting. Such expenditures are recognized following the cost principles contained in Title 2 U.S. *Code of Federal Regulations* Part 200, *Uniform Administrative Requirements, Cost Principles, and Audit Requirements for Federal Awards*, wherein certain types of expenditures may or may not be allowable or may be limited as to reimbursement.

NOTE C – INDIRECT COST RATE

The District has elected not to use the 10-percent de minimis indirect cost rate as allowed under the Uniform Guidance.

NOTE D – CHILD NUTRITION CLUSTER

The District commingles cash receipts from the U.S. Department of Agriculture with similar State grants. When reporting expenditures on this Schedule, the District assumes it expends federal monies first.

NOTE E – FOOD DONATION PROGRAM

The District reports commodities consumed on the Schedule at the fair value. The District allocated donated food commodities to the respective program that benefited from the use of those donated food commodities.

Report on Internal Control Over Financial Reporting and on Compliance and Other Matters Based on an Audit of Financial Statements Performed in Accordance With *Government Auditing Standards*

Independent Auditor's Report

Board of Education
Clinton Massie Local School District
2556 Lebanon Road
Clarksville, Ohio 45113

We have audited, in accordance with the auditing standards generally accepted in the United States of America and the standards applicable to financial audits contained in *Government Auditing Standards* issued by the Comptroller General of the United States (*Government Auditing Standards*), the financial statements of the governmental activities, the major fund, and the aggregate remaining fund information of Clinton Massie Local School District, Clinton County, Ohio (the District) as of and for the year ended June 30, 2024, and the related notes to the financial statements, which collectively comprise the District's basic financial statements, and have issued our report thereon dated March 14, 2025.

Report on Internal Control Over Financial Reporting

In planning and performing our audit of the financial statements, we considered the District's internal control over financial reporting (internal control) as a basis for designing audit procedures that are appropriate in the circumstances for the purpose of expressing our opinions on the financial statements, but not for the purpose of expressing an opinion on the effectiveness of the District's internal control. Accordingly, we do not express an opinion on the effectiveness of the District's internal control.

A deficiency in internal control exists when the design or operation of a control does not allow management or employees, in the normal course of performing their assigned functions, to prevent, or detect and correct, misstatements on a timely basis. A material weakness is a deficiency, or a combination of deficiencies, in internal control, such that there is a reasonable possibility that a material misstatement of the entity's financial statements will not be prevented, or detected and corrected on a timely basis. A significant deficiency is a deficiency, or a combination of deficiencies, in internal control that is less severe than a material weakness, yet important enough to merit attention by those charged with governance.

Our consideration of internal control was for the limited purpose described in the first paragraph of this section and was not designed to identify all deficiencies in internal control that might be material weaknesses or significant deficiencies and therefore, material weaknesses or significant deficiencies may exist that were not identified. We identified a certain deficiency in internal control, described in the accompanying schedule of findings and questioned costs as item 2024-001 that we consider to be a material weakness.

Report on Compliance and Other Matters

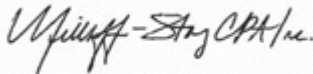
As part of obtaining reasonable assurance about whether the District's financial statements are free from material misstatement, we performed tests of its compliance with certain provisions of laws, regulations, contracts, and grant agreements, noncompliance with which could have a direct and material effect on the financial statements. However, providing an opinion on compliance with those provisions was not an objective of our audit, and accordingly, we do not express such an opinion. The results of our tests disclosed no instances of noncompliance or other matters that are required to be reported under *Government Auditing Standards*.

The District's Response to Findings

Government Auditing Standards requires the auditor to perform limited procedures on the District's response to the findings identified in our audit and described in the accompanying schedule of findings and questioned costs. The District's response was not subjected to the other auditing procedures applied in the audit of the financial statements and, accordingly, we express no opinion on the response.

Purpose of this Report

The purpose of this report is solely to describe the scope of our testing of internal control and compliance and the results of that testing, and not to provide an opinion on the effectiveness of the entity's internal control or on compliance. This report is an integral part of an audit performed in accordance with *Government Auditing Standards* in considering the entity's internal control and compliance. Accordingly, this communication is not suitable for any other purpose.



Millhuff-Stang, CPA, Inc.
Chillicothe, Ohio

March 14, 2025

**Report on Compliance For Each Major Federal Program and on Internal Control Over Compliance
Required by the Uniform Guidance**

Independent Auditor's Report

Board of Education
Clinton Massie Local School District
2556 Lebanon Road
Clarksville, Ohio 45113

Report on Compliance for Each Major Federal Program

Opinion on Each Major Federal Program

We have audited Clinton Massie Local School District's, Clinton County, Ohio (the District) compliance with the types of compliance requirements identified as subject to audit in the OMB *Compliance Supplement* that could have a direct and material effect on the District's major federal program for the year ended June 30, 2024. The District's major federal program is identified in the summary of auditor's results section of the accompanying schedule of findings and questioned costs.

In our opinion, the District complied, in all material respects, with the compliance requirements referred to above that could have a direct and material effect on the District's major federal program for the year ended June 30, 2024.

Basis for Opinion on Each Major Federal Program

We conducted our audit of compliance in accordance with auditing standards generally accepted in the United States of America (GAAS); the standards applicable to financial audits contained in *Government Auditing Standards* issued by the Comptroller General of the United States (*Government Auditing Standards*); and the audit requirements of Title 2 U.S. *Code of Federal Regulations* Part 200, *Uniform Administrative Requirements, Cost Principles, and Audit Requirements for Federal Awards* (Uniform Guidance). Our responsibilities under those standards and the Uniform Guidance are further described in the Auditor's Responsibilities for the Audit of Compliance section of our report.

We are required to be independent of the District and to meet our other ethical responsibilities, in accordance with relevant ethical requirements relating to our audit. We believe that the audit evidence we have obtained is sufficient and appropriate to provide a basis for our opinion on compliance for the major federal program. Our audit does not provide a legal determination of the District's compliance with the compliance requirements referred to above.

Responsibilities of Management for Compliance

Management is responsible for compliance with the requirements referred to above and for the design, implementation, and maintenance of effective internal control over compliance with the requirements of laws, statutes, regulations, rules and provisions of contracts or grant agreements applicable to the District's federal programs.

Auditor's Responsibilities for the Audit of Compliance

Our objectives are to obtain reasonable assurance about whether material noncompliance with the compliance requirements referred to above occurred, whether due to fraud or error, and express an opinion on the District's compliance based on our audit. Reasonable assurance is a high level of assurance but is not absolute assurance and therefore is not a guarantee that an audit conducted in accordance with GAAS, *Government Auditing Standards*, and the Uniform Guidance will always detect material noncompliance when it exists. The risk of not detecting material noncompliance resulting from fraud is higher than for that resulting from error, as fraud may involve collusion, forgery, intentional omissions, misrepresentations, or the override of internal control. Noncompliance with the compliance requirements referred to above is considered material, if there is a substantial likelihood that, individually or in the aggregate, it would influence the judgment made by a reasonable user of the report on compliance about the District's compliance with the requirements of the major federal program as a whole.

In performing an audit in accordance with GAAS, *Government Auditing Standards*, and the Uniform Guidance, we

- exercise professional judgment and maintain professional skepticism throughout the audit.
- identify and assess the risks of material noncompliance, whether due to fraud or error, and design and perform audit procedures responsive to those risks. Such procedures include examining, on a test basis, evidence regarding the District's compliance with the compliance requirements referred to above and performing such other procedures as we considered necessary in the circumstances.
- obtain an understanding of the District's internal control over compliance relevant to the audit in order to design audit procedures that are appropriate in the circumstances and to test and report on internal control over compliance in accordance with the Uniform Guidance, but not for the purpose of expressing an opinion on the effectiveness of the District's internal control over compliance. Accordingly, no such opinion is expressed.

We are required to communicate with those charged with governance regarding, among other matters, the planned scope and timing of the audit and any significant deficiencies and material weaknesses in internal control over compliance that we identified during the audit.

Report on Internal Control Over Compliance

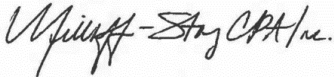
A deficiency in internal control over compliance exists when the design or operation of a control over compliance does not allow management or employees, in the normal course of performing their assigned functions, to prevent, or detect and correct, noncompliance with a type of compliance requirement of a federal program on a timely basis. *A material weakness in internal control over compliance* is a deficiency, or a combination of deficiencies, in internal control over compliance, such that there is a reasonable possibility that material noncompliance with a type of compliance requirement of a federal program will not be prevented, or detected and corrected, on a timely basis. *A significant deficiency in internal control over compliance* is a deficiency, or a combination of deficiencies, in internal control over compliance with a type of compliance requirement of a federal program that is less severe than a material weakness in internal control over compliance, yet important enough to merit attention by those charged with governance.

Our consideration of internal control over compliance was for the limited purpose described in the Auditor's Responsibilities for the Audit of Compliance section above and was not designed to identify all deficiencies in internal control over compliance that might be material weaknesses or significant deficiencies in internal control over compliance. Given these limitations, during our audit we did not identify any deficiencies in internal control over compliance that we consider to be material weaknesses, as defined above. However, material weaknesses or significant deficiencies in internal control over compliance may exist that were not identified.

Clinton Massie Local School District
Report on Compliance For Each Major Federal Program and on Internal Control Over Compliance Required by the
Uniform Guidance
Page 3

Our audit was not designed for the purpose of expressing an opinion on the effectiveness of internal control over compliance. Accordingly, no such opinion is expressed.

The purpose of this report on internal control over compliance is solely to describe the scope of our testing of internal control over compliance and the results of that testing based on the requirements of the Uniform Guidance. Accordingly, this report is not suitable for any other purpose.



Millhuff-Stang, CPA, Inc.
Chillicothe, Ohio

March 14, 2025

Clinton Massie Local School District
Clinton County
Schedule of Findings and Questioned Costs
2 CFR Section 200.515
For the Fiscal Year Ended June 30, 2024

Section I – Summary of Auditor’s Results

<i>Financial Statements</i>		
Type of report the auditor issued on whether the financial statements audited were prepared in accordance with GAAP:		Unmodified
Internal control over financial reporting:		
	Material weakness(es) identified?	Yes
	Significant deficiency(ies) identified?	No
Noncompliance material to financial statements noted?		No
<i>Federal Awards</i>		
Internal control over major program(s):		
	Material weakness(es) identified?	No
	Significant deficiency(ies) identified?	None reported
Type of auditor’s report issued on compliance for major programs:		Unmodified
Any auditing findings disclosed that are required to be reported in accordance with 2 CFR 200.516(a)?		No
Identification of major program(s):		Special Education Cluster, AL #84.027, 84.027X, & 84.173
Dollar threshold used to distinguish between type A and type B programs:		Type A: >\$750,000 Type B: all others
Auditee qualified as low-risk auditee?		Yes

Section II – Financial Statement Findings

Finding 2024-001 – Material Weakness – Financial Reporting

A monitoring system by the District should be in place to prevent or detect misstatements for the accurate presentation of the District’s financial statements. During testing, we noted misstatements in accrued wages and related expenses. These errors were deemed immaterial and correction was waived. Additionally, errors were identified in extracurricular revenue, capital assets, debt proceeds and related liabilities, and various expenditure line items. We also noted changes to the MD&A, notes to the financial statements, required supplementary information, and the schedule of expenditures of federal awards. These errors were deemed material and corrections were made to the financial statements. The District should correspond with its compilation consultant to ensure that errors are discussed and a corrective action plan is put in place for subsequent engagements. Additionally, we recommend that the District adopt proper procedures to ensure the accurate presentation of financial statements, note disclosures, and required other supplementary information.

Client response:
See accompanying corrective action plan.

Section III – Federal Award Findings and Questioned Costs

None



CLINTON-MASSIE LOCAL SCHOOLS

2556 LEBANON ROAD ■ CLARKSVILLE, OH 45113

PHONE: 937.289.2471 ■ FAX: 937.744.4531

WWW.CMFALCONS.ORG

*Corrective Action Plan
2 CFR Section 200.511(c)
For the Fiscal Year Ended June 30, 2024*

Finding Number	Planned Corrective Action	Anticipated Completion Date	Responsible Contact Person
2024-001	Work with compiler to make sure reports are pulled correctly.	Fall 2025	Carrie Bir, Treasurer



CLINTON-MASSIE LOCAL SCHOOLS

2556 LEBANON ROAD ■ CLARKSVILLE, OH 45113

PHONE: 937.289.2471 ■ FAX: 937.744.4531

WWW.CMFALCONS.ORG

*Schedule of Prior Audit Findings
2 CFR Section 200.511(c)
For the Fiscal Year Ended June 30, 2024*

Finding Number	Finding Summary	Fully Corrected?	Not Corrected, Partially Corrected; Significantly Different Corrective Action Taken; or Finding No Longer Valid; Explain
2023-001	Significant Deficiency – Financial Reporting	No	Reissued as 2024-001
2023-002	Significant Deficiency – Budgetary Information Within the Accounting System	Yes	

This page intentionally left blank.

OHIO AUDITOR OF STATE KEITH FABER



CLINTON MASSIE LOCAL SCHOOL DISTRICT

CLINTON COUNTY

AUDITOR OF STATE OF OHIO CERTIFICATION

This is a true and correct copy of the report, which is required to be filed pursuant to Section 117.26, Revised Code, and which is filed in the Office of the Ohio Auditor of State in Columbus, Ohio.



Certified for Release 6/24/2025

65 East State Street, Columbus, Ohio 43215
Phone: 614-466-4514 or 800-282-0370

This report is a matter of public record and is available online at
www.ohioauditor.gov