



OHIO AUDITOR OF STATE
KEITH FABER



**LEXINGTON LOCAL SCHOOL DISTRICT
RICHLAND COUNTY
JUNE 30, 2025**

TABLE OF CONTENTS

TITLE	PAGE
Independent Auditor's Report	1
Prepared by Management:	
Management's Discussion and Analysis	5
Basic Financial Statements:	
Government-wide Financial Statements:	
Statement of Net Position – Cash Basis	15
Statement of Activities – Cash Basis	16
Fund Financial Statements:	
Statement of Assets and Fund Balances – Cash Basis – Governmental Funds.....	17
Reconciliation of Total Governmental Fund Balances to Net Position of Governmental Activities – Cash Basis	18
Statement of Receipts, Disbursements and Changes in Fund Balances – Cash Basis Governmental Funds	19
Reconciliation of the Statement of Receipts, Disbursements and Changes in Fund Balances of Governmental Funds to the Statement of Activities – Cash Basis.....	20
Statement of Net Position – Cash Basis Proprietary Fund	21
Statement of Receipts, Disbursements and Change in Net Position – Cash Basis Proprietary Fund	22
Notes to the Basic Financial Statements	23
Supplementary Information:	
Schedule of Receipts, Disbursements and Changes in Fund Balances - Budget and Actual (Non-GAAP Budgetary Basis) - General Fund	56
Notes to the Supplementary Information	57
Schedule of Expenditures of Federal Awards	59
Notes to the Schedule of Expenditures of Federal Awards	60
Independent Auditor's Report on Internal Control Over Financial Reporting and on Compliance and Other Matters Required by <i>Government Auditing Standards</i>	61
Independent Auditor's Report on Compliance with Requirements Applicable to Each Major Federal Program and on Internal Control Over Compliance Required by the Uniform Guidance	63
Schedule of Findings.....	67
Prepared by Management:	
Summary Schedule of Prior Audit Findings	69
Corrective Action Plan	71

THIS PAGE INTENTIONALLY LEFT BLANK

OHIO AUDITOR OF STATE KEITH FABER

65 East State Street
Columbus, Ohio 43215
ContactUs@ohioauditor.gov
800-282-0370

INDEPENDENT AUDITOR'S REPORT

Lexington Local School District
Richland County
103 Clever Lane
Lexington, Ohio 44904

To the Board of Education:

Report on the Audit of the Financial Statements

Opinions

We have audited the cash-basis financial statements of the governmental activities, each major fund, and the aggregate remaining fund information of the Lexington Local School District, Richland County, Ohio, (the District), as of and for the year ended June 30, 2025, and the related notes to the financial statements, which collectively comprise the District's basic financial statements as listed in the table of contents.

In our opinion, the accompanying financial statements referred to above present fairly, in all material respects, the respective cash-basis financial position of the governmental activities, each major fund, and the aggregate remaining fund information of the District, as of June 30, 2025, and the respective changes in cash-basis financial position thereof for the year then ended in accordance with the cash-basis of accounting described in Note 2.

Basis for Opinions

We conducted our audit in accordance with auditing standards generally accepted in the United States of America (GAAS) and the standards applicable to financial audits contained in *Government Auditing Standards*, issued by the Comptroller General of the United States. Our responsibilities under those standards are further described in the *Auditor's Responsibilities for the Audit of the Financial Statements* section of our report. We are required to be independent of the District, and to meet our other ethical responsibilities, in accordance with the relevant ethical requirements relating to our audit. We believe that the audit evidence we have obtained is sufficient and appropriate to provide a basis for our audit opinions.

Emphasis of Matter - Accounting Basis

Ohio Administrative Code § 117-2-03(B) requires the District to prepare its annual financial report in accordance with accounting principles generally accepted in the United States of America. We draw attention to Note 2 of the financial statements, which describes the basis of accounting. The financial statements are prepared on the cash-basis of accounting, which is a basis of accounting other than accounting principles generally accepted in the United States of America. Our opinion is not modified with respect to this matter.

Responsibilities of Management for the Financial Statements

Management is responsible for the preparation and fair presentation of the financial statements in accordance with the cash-basis of accounting described in Note 2, and for determining that the cash-basis of accounting is an acceptable basis for preparation of the financial statements in the circumstances. Management is also responsible for the design, implementation, and maintenance of internal control relevant to the preparation and fair presentation of financial statements that are free from material misstatement, whether due to fraud or error.

In preparing the financial statements, management is required to evaluate whether there are conditions or events, considered in the aggregate, that raise substantial doubt about the District's ability to continue as a going concern for twelve months beyond the financial statement date, including any currently known information that may raise substantial doubt shortly thereafter.

Auditor's Responsibilities for the Audit of the Financial Statements

Our objectives are to obtain reasonable assurance about whether the financial statements as a whole are free from material misstatement, whether due to fraud or error, and to issue an auditor's report that includes our opinions. Reasonable assurance is a high level of assurance but is not absolute assurance and therefore is not a guarantee that an audit conducted in accordance with GAAS and *Government Auditing Standards* will always detect a material misstatement when it exists. The risk of not detecting a material misstatement resulting from fraud is higher than for one resulting from error, as fraud may involve collusion, forgery, intentional omissions, misrepresentations, or the override of internal control. Misstatements are considered material if there is a substantial likelihood that, individually or in the aggregate, they would influence the judgment made by a reasonable user based on the financial statements.

In performing an audit in accordance with GAAS and *Government Auditing Standards*, we

- exercise professional judgment and maintain professional skepticism throughout the audit.
- identify and assess the risks of material misstatement of the financial statements, whether due to fraud or error, and design and perform audit procedures responsive to those risks. Such procedures include examining, on a test basis, evidence regarding the amounts and disclosures in the financial statements.
- obtain an understanding of internal control relevant to the audit in order to design audit procedures that are appropriate in the circumstances, but not for the purpose of expressing an opinion on the effectiveness of the District's internal control. Accordingly, no such opinion is expressed.
- evaluate the appropriateness of accounting policies used and the reasonableness of significant accounting estimates made by management, as well as evaluate the overall presentation of the financial statements.
- conclude whether, in our judgment, there are conditions or events, considered in the aggregate, that raise substantial doubt about the District's ability to continue as a going concern for a reasonable period of time.

We are required to communicate with those charged with governance regarding, among other matters, the planned scope and timing of the audit, significant audit findings, and certain internal control-related matters that we identified during the audit.

Supplementary Information

Our audit was conducted for the purpose of forming opinions on the financial statements that collectively comprise the District's basic financial statements.

The budgetary comparison schedule and the Schedule of Expenditures of Federal Awards as required by Title 2 U.S. Code of Federal Regulations (CFR) Part 200, Uniform Administrative Requirements, Cost Principles, and Audit Requirements for Federal Awards are presented for purposes of additional analysis and are not a required part of the financial statements.

Such information is the responsibility of management and was derived from and relates directly to the underlying accounting and other records used to prepare the basic financial statements. The information has been subjected to the auditing procedures applied in the audit of the basic financial statements and certain additional procedures, including comparing and reconciling such information directly to the underlying accounting and other records used to prepare the basic financial statements or to the basic financial statements themselves, and other additional procedures in accordance with auditing standards generally accepted in the United States of America. In our opinion, these schedules are fairly stated in all material respects in relation to the basic financial statements as a whole.

Other Information

Management is responsible for the other information included in the annual financial report. The other information comprises the management's discussion and analysis but does not include the basic financial statements and our auditor's report thereon. Our opinions on the basic financial statements do not cover the other information, and we do not express an opinion or any form of assurance thereon.

In connection with our audit of the basic financial statements, our responsibility is to read the other information and consider whether a material inconsistency exists between the other information and the basic financial statements, or the other information otherwise appears to be materially misstated. If, based on the work performed, we conclude that an uncorrected material misstatement of the other information exists, we are required to describe it in our report.

Other Reporting Required by Government Auditing Standards

In accordance with *Government Auditing Standards*, we have also issued our report dated January 29, 2026, on our consideration of the District's internal control over financial reporting and our tests of its compliance with certain provisions of laws, regulations, contracts and grant agreements and other matters. The purpose of that report is solely to describe the scope of our testing of internal control over financial reporting and compliance and the results of that testing, and not to provide an opinion on the effectiveness of the District's internal control over financial reporting or on compliance. That report is an integral part of an audit performed in accordance with *Government Auditing Standards* in considering the District's internal control over financial reporting and compliance.

KEITH FABER
Ohio Auditor of State



Tiffany L. Ridenbaugh, CPA, CFE, CGFM
Chief Deputy Auditor

January 29, 2026

THIS PAGE INTENTIONALLY LEFT BLANK

**LEXINGTON LOCAL SCHOOL DISTRICT
RICHLAND COUNTY, OHIO**

**MANAGEMENT'S DISCUSSION AND ANALYSIS
FOR THE FISCAL YEAR ENDED JUNE 30, 2025
(UNAUDITED)**

The management's discussion and analysis of the Lexington Local School District's (the "District") financial performance provides an overall review of the District's financial activities for the year ended June 30, 2025, within the limitations of the District's cash basis of accounting. The intent of this discussion and analysis is to look at the District's financial performance as a whole; readers should also review the cash basis basic financial statements and the notes to the financial statements to enhance their understanding of the District's financial performance.

Financial Highlights

Key financial highlights for fiscal year 2025 are as follows:

- The total net cash position of the District increased \$3,053,461 or 22.40% from June 30, 2024's net cash position.
- General cash receipts accounted for \$33,983,889 or 88.34% of total governmental activities cash receipts. Program specific cash receipts accounted for \$4,485,187 or 11.66% of total governmental activities cash receipts.
- The District had \$35,415,615 in cash disbursements related to governmental activities; \$4,485,187 of these cash disbursements were offset by program specific charges for services, grants or contributions. General cash receipts (primarily taxes) and entitlements not restricted of \$33,983,889 were adequate to provide for these programs.
- The District's major funds are the general fund, the bond retirement fund, and the classroom facilities fund. The general fund had cash receipts of \$28,566,454 in fiscal year 2025. The cash disbursements of the general fund totaled \$30,047,520 in fiscal year 2025. The general fund's cash balance decreased \$1,481,066 from a balance of \$8,507,909 to \$7,026,843.
- The bond retirement fund has cash receipts and other financing sources of \$3,492,352 in fiscal year 2025. The cash disbursements of the bond retirement fund totaled \$3,188,020 in fiscal year 2025.
- The classroom facilities fund has cash receipts and other financing sources of \$2,829,813 in fiscal year 2025. The cash disbursements of the bond retirement fund totaled \$65,931 in fiscal year 2025.

Using this Cash Basis Basic Financial Statements (BFS)

This annual report is presented in a format consistent with the presentation requirements of the Governmental Accounting Standards Board (GASB) Statement No. 34, as applicable to the District's cash basis of accounting.

The statement of net position - cash basis and statement of activities - cash basis provide information about the activities of the whole District, presenting an aggregate view of the District's cash basis finances. Fund financial statements provide the next level of detail. For governmental funds, these statements tell how services were financed in the short-term as well as what remains for future spending. The fund financial statements also look at the District's most significant funds with all other nonmajor funds presented in total in one column. In the case of the District, the general fund, bond retirement, and classroom facilities fund are reported as major funds.

**LEXINGTON LOCAL SCHOOL DISTRICT
RICHLAND COUNTY, OHIO**

**MANAGEMENT'S DISCUSSION AND ANALYSIS
FOR THE FISCAL YEAR ENDED JUNE 30, 2025
(UNAUDITED)**

Reporting the District as a Whole

Statement of Net Position and the Statement of Activities

The statement of net position - cash basis and the statement of activities - cash basis answer the question, "How did we do financially during 2025?" These statements include *only net position* using the *cash basis of accounting*, which is a basis of accounting other than accounting principles generally accepted in the United States of America. This basis of accounting takes into account only the current year's receipts and disbursements if the cash is actually received or paid.

These two statements report the District's net cash position and changes in that position on a cash basis. This change in net cash position is important because it tells the reader that, for the District as a whole, the cash basis financial position of the District has improved or diminished. The causes of this change may be the result of many factors, some financial, some not. Non-financial factors include the District's property tax base, current property tax laws in Ohio restricting revenue growth, facility conditions, mandated federal and state programs and other factors.

As a result of the use of the cash basis of accounting, certain assets and their related revenues (such as accounts receivable and revenue for billed or provided services not collected) and liabilities and their related expenses (such as accounts payable and expenses for goods or services received but not yet paid, and accrued expenses and liabilities) are not recorded in these financial statements. Therefore, when reviewing the financial information and discussion within this annual report, the reader should keep in mind the limitations resulting from the use of the cash basis of accounting.

In the statement of net position - cash basis and the statement of activities - cash basis, the governmental activities include the District's programs and services including instruction, support services, operation and maintenance of plant, pupil transportation, extracurricular activities, and food service operations.

Reporting the District's Most Significant Funds

Fund Financial Statements

A fund is a grouping of related accounts that is used to maintain control over resources that have been segregated for specific activities or objectives. The District, like other state and local governments, uses fund accounting to ensure and demonstrate compliance with finance-related legal requirements. All of the funds of the District can be divided into two categories: governmental funds and proprietary funds.

Fund financial reports provide detailed information about the District's major funds. The District uses many funds to account for a multitude of financial transactions. However, these fund financial statements focus on the District's most significant funds. The District's major governmental funds are the general fund, bond retirement fund, and classroom facilities fund.

Governmental Funds

Most of the District's activities are reported in governmental funds, which focus on how money flows into and out of those funds and the balances left at year-end available for spending in future periods. These funds are reported using the cash basis of accounting, which is a basis of accounting other than accounting principles generally accepted in the United States of America (GAAP). The governmental fund statements provide a detailed view of the District's general government operations and the basic services it provides. Governmental fund information helps you determine whether there are more or fewer cash basis financial resources that can be readily spent to finance various District programs. Since the District is reporting on the cash basis of accounting, the only difference between the net position and fund cash balances or changes in net position and changes in fund cash balances results from the consolidation of the internal service fund with governmental activities on the government-wide financial statements.

**LEXINGTON LOCAL SCHOOL DISTRICT
RICHLAND COUNTY, OHIO**

**MANAGEMENT'S DISCUSSION AND ANALYSIS
FOR THE FISCAL YEAR ENDED JUNE 30, 2025
(UNAUDITED)**

Proprietary Funds

The District maintains a proprietary fund. Internal service funds are an accounting device used to accumulate and allocate costs internally among the District's various functions. The District's internal service fund accounts for health and dental self-insurance.

Notes to the Financial Statements

The notes provide additional information that is essential to full understanding of the data provided in the government-wide and fund financial statements.

Supplementary Information

In addition to the basic financial statements and accompanying notes, this report also presents certain supplementary information concerning the District's general fund budgetary information.

Government-Wide Financial Analysis

Recall that the statement of net position - cash basis provides the perspective of the District as a whole.

The table below provides a summary of the District's net cash position at June 30, 2025 and June 30, 2024.

	Net Cash Position	
	Governmental Activities <u>2025</u>	Governmental Activities <u>2024</u>
<u>Assets</u>		
Equity in pooled cash and investments	\$ 16,684,708	\$ 13,631,247
Total assets	<u>16,684,708</u>	<u>13,631,247</u>
<u>Net Cash Position</u>		
Restricted	8,221,517	4,571,060
Unrestricted	<u>8,463,191</u>	<u>9,060,187</u>
Total net cash position	<u>\$ 16,684,708</u>	<u>\$ 13,631,247</u>

The total net cash position of the District increased \$3,053,461 which represents a 22.40% increase from fiscal year 2024. The change in net cash position for fiscal year 2025 was an increase of \$3,053,461 compared to a decrease of \$10,838 in fiscal year 2024.

A portion of the District's net cash position, \$8,221,517, represents resources that are subject to external restriction on how they may be used. The balance of unrestricted net position of \$8,463,191 may be used to meet the District's ongoing obligations to citizens and creditors.

**LEXINGTON LOCAL SCHOOL DISTRICT
RICHLAND COUNTY, OHIO**

**MANAGEMENT'S DISCUSSION AND ANALYSIS
FOR THE FISCAL YEAR ENDED JUNE 30, 2025
(UNAUDITED)**

The table below shows the changes in net cash position for fiscal year 2025 and 2024.

	Change in Net Position	
	Governmental Activities <u>2025</u>	Governmental Activities <u>2024</u>
Cash Receipts:		
Program cash receipts:		
Charges for services	\$ 1,293,105	\$ 1,309,915
Operating grants and contributions	<u>3,192,082</u>	<u>3,836,202</u>
Total program cash receipts	<u>4,485,187</u>	<u>5,146,117</u>
General cash receipts:		
Property and other taxes	19,311,646	18,377,122
Unrestricted grants and entitlements	11,044,340	11,210,379
Issuance of notes	3,070,000	-
Investment earnings	451,627	360,842
Other	<u>106,276</u>	<u>81,358</u>
Total general cash receipts	<u>33,983,889</u>	<u>30,029,701</u>
Total cash receipts	<u>38,469,076</u>	<u>35,175,818</u>
		- Continued

THIS SPACE INTENTIONALLY LEFT BLANK

**LEXINGTON LOCAL SCHOOL DISTRICT
RICHLAND COUNTY, OHIO**

**MANAGEMENT'S DISCUSSION AND ANALYSIS
FOR THE FISCAL YEAR ENDED JUNE 30, 2025
(UNAUDITED)**

Change in Net Position (Continued)

	Governmental Activities <u>2025</u>	Governmental Activities <u>2024</u>
Cash Disbursements:		
Instruction:		
Regular	\$ 12,220,092	\$ 11,931,011
Special	6,349,193	6,426,742
Other	154,362	107,355
Support services:		
Pupil	1,942,820	1,755,141
Instructional staff	1,377,096	1,372,127
Board of education	346,512	164,711
Administration	2,521,945	2,539,567
Fiscal	739,767	779,382
Business	6,042	5,387
Operations and maintenance	2,246,463	2,307,572
Pupil transportation	1,802,500	1,936,489
Central	14,360	17,380
Operation of non instructional services:		
Food service operations	979,372	990,001
Other non-instructional services	320	656
Extracurricular	1,362,572	1,362,593
Facilities acquisition and construction	220,691	467,861
Debt service:		
Principal retirement	1,290,000	1,220,000
Interest	1,774,508	1,802,681
Issuance costs	67,000	-
Total cash disbursements	<u>35,415,615</u>	<u>35,186,656</u>
Change in net cash position	3,053,461	(10,838)
Net cash position at beginning of year	<u>13,631,247</u>	<u>13,642,085</u>
Net cash position at end of year	<u><u>\$ 16,684,708</u></u>	<u><u>\$ 13,631,247</u></u>

Governmental Activities

Governmental assets increased by \$3,053,461 in fiscal year 2025 from fiscal year 2024. Total governmental disbursements of \$35,415,615 were offset by program receipts of \$4,485,187 and general receipts of \$33,983,889. Program receipts supported 12.66% of the total governmental disbursements.

General cash receipts increased \$3,954,188 and program specific receipts decreased \$660,930 in fiscal year 2025. The increase in general cash receipts is primarily due to an increase in property tax receipts and an increase in state foundation funding.

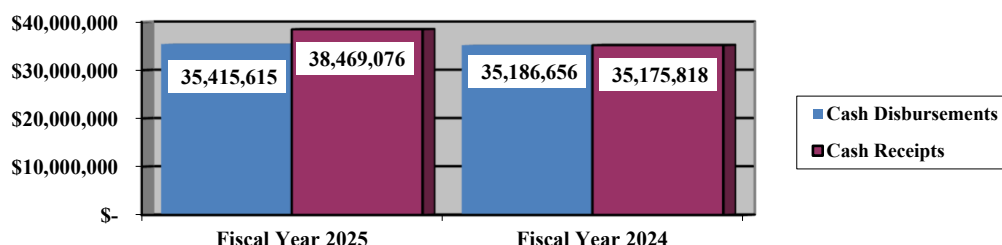
The primary sources of revenue for governmental activities are derived from property taxes, and grants and entitlements. These receipt sources represent 89.33% of total governmental receipts. Real estate property is reappraised every six years.

**LEXINGTON LOCAL SCHOOL DISTRICT
RICHLAND COUNTY, OHIO**

**MANAGEMENT'S DISCUSSION AND ANALYSIS
FOR THE FISCAL YEAR ENDED JUNE 30, 2025
(UNAUDITED)**

The graph below presents the District's governmental activities cash receipts and cash disbursements for fiscal years 2025 and 2024.

Governmental Activities - Total Cash Receipts vs. Total Cash Disbursements



The statement of activities - cash basis shows the cost of program services and the charges for services and grants offsetting those services. The following table shows, for governmental activities, the total cost of services and the net cost of services. That is, it identifies the cost of these services supported by unrestricted State grants and entitlements.

	Governmental Activities			
	Total Cost of Services <u>2025</u>	Net Cost of Services <u>2025</u>	Total Cost of Services <u>2024</u>	Net Cost of Services <u>2024</u>
Cash disbursements:				
Instruction:				
Regular	\$ 12,220,092	\$ 11,783,953	\$ 11,931,011	\$ 11,423,519
Special	6,349,193	4,237,722	6,426,742	4,134,244
Other	154,362	154,362	107,355	107,355
Support services:				
Pupil	1,942,820	1,496,483	1,755,141	1,257,540
Instructional staff	1,377,096	1,377,096	1,372,127	1,372,127
Board of education	346,512	346,512	164,711	164,711
Administration	2,521,945	2,456,027	2,539,567	2,302,929
Fiscal	739,767	739,767	779,382	775,354
Business	6,042	6,042	5,387	5,387
Operations and maintenance	2,246,463	2,233,166	2,307,572	2,295,518
Pupil transportation	1,802,500	1,686,134	1,936,489	1,784,272
Central	14,360	4,404	17,380	7,392
Operation of non instructional services:				
Food service operations	979,372	106,774	990,001	(83,867)
Other non-instructional services	320	320	656	656
Extracurricular activities	1,362,572	949,467	1,362,593	1,002,860
Facilities acquisition and construction	220,691	220,691	467,861	467,861
Debt service:				
Principal retirement	1,290,000	1,290,000	1,220,000	1,220,000
Interest	1,774,508	1,774,508	1,802,681	1,802,681
Issuance costs	67,000	67,000	-	-
Total	\$ 35,415,615	\$ 30,930,428	\$ 35,186,656	\$ 30,040,539

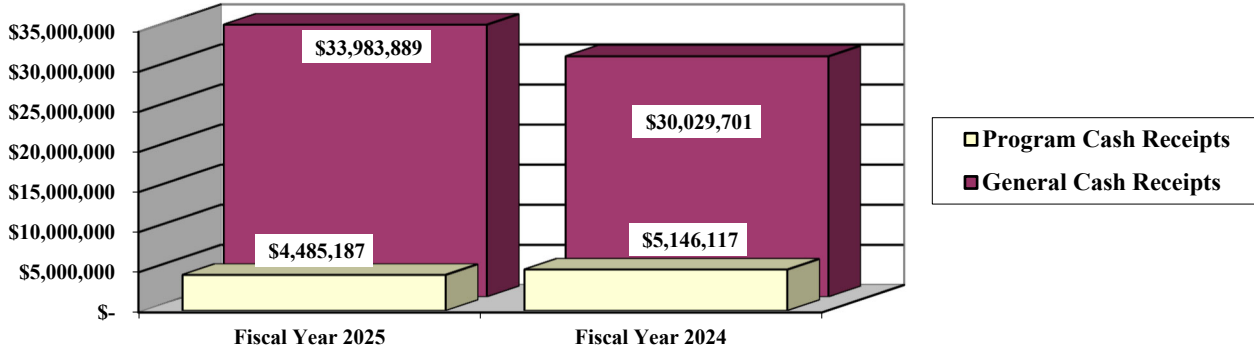
The dependence upon general cash receipts for governmental activities is apparent; with 87.34% of cash disbursements supported through taxes and other general cash receipts during fiscal year 2025.

**LEXINGTON LOCAL SCHOOL DISTRICT
RICHLAND COUNTY, OHIO**

**MANAGEMENT'S DISCUSSION AND ANALYSIS
FOR THE FISCAL YEAR ENDED JUNE 30, 2025
(UNAUDITED)**

The graph below presents the District's governmental activities cash receipts for fiscal years 2025 and 2024.

Governmental Activities - General and Program Cash Receipts



Financial Analysis of the Government's Funds

As noted earlier, the District uses fund accounting to ensure and demonstrate compliance with finance-related legal requirements.

Governmental Funds

The District's governmental funds are accounted for using the cash basis of accounting.

The District's governmental funds reported a combined fund balance of \$15,230,113, which is a higher balance than last year's total balance of \$12,982,782. The schedule below indicates the fund balance and the total change in fund balance as of June 30, 2025 and June 30, 2024, for all major and nonmajor governmental funds.

	Fund Balances June 30, 2025	Fund Balances, Adjusted June 30, 2024	Adjustment Changes in Major Fund	Fund Balances as Previously Reported June 30, 2024	Change
Major funds:					
General	\$ 7,026,843	\$ 8,507,909	\$ -	\$ 8,507,909	\$ (1,481,066)
Bond retirement	2,534,087	2,229,755	-	2,229,755	304,332
Classroom facilities	3,210,432	446,550	446,550	-	2,763,882
Other nonmajor governmental funds	<u>2,458,751</u>	<u>1,798,568</u>	<u>(446,550)</u>	<u>2,245,118</u>	<u>660,183</u>
Total	<u>\$ 15,230,113</u>	<u>\$ 12,982,782</u>	<u>\$ -</u>	<u>\$ 12,982,782</u>	<u>\$ 2,247,331</u>

General Fund

The general fund, the District's largest major fund, had cash receipts of \$28,566,454 in fiscal year 2025. The cash disbursements of the general fund totaled \$30,047,520 in fiscal year 2025. The general fund's fund balance decreased \$1,481,066 from fiscal year 2024 to fiscal year 2025.

**LEXINGTON LOCAL SCHOOL DISTRICT
RICHLAND COUNTY, OHIO**

**MANAGEMENT'S DISCUSSION AND ANALYSIS
FOR THE FISCAL YEAR ENDED JUNE 30, 2025
(UNAUDITED)**

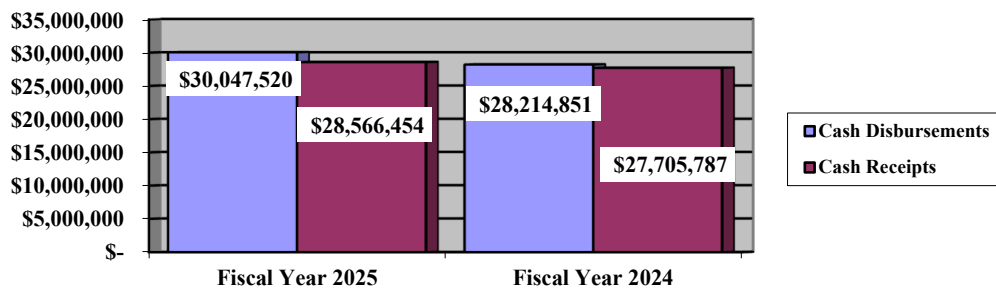
The table below assists in illustrating the cash receipts of the general fund.

	<u>2025</u> <u>Amount</u>	<u>2024</u> <u>Amount</u>	<u>Percentage</u> <u>Change</u>
<u>Cash Receipts:</u>			
Property taxes	\$ 15,098,013	\$ 14,144,997	6.74 %
Tuition and fees	440,115	467,048	(5.77) %
Investment earnings	376,026	307,124	22.43 %
Other revenues	186,208	137,461	35.46 %
Intergovernmental	<u>12,466,092</u>	<u>12,649,157</u>	<u>(1.45) %</u>
Total	<u>\$ 28,566,454</u>	<u>\$ 27,705,787</u>	3.11 %

The table that follows assists in illustrating the cash disbursements of the general fund.

	<u>2025</u> <u>Amount</u>	<u>2024</u> <u>Amount</u>	<u>Percentage</u> <u>Change</u>
<u>Cash Disbursements</u>			
Instruction	\$ 18,456,947	\$ 17,367,256	6.27 %
Support services	10,591,661	9,863,408	7.38 %
Operation of non-instruction	320	656	(51.22) %
Extracurricular	966,726	933,584	3.55 %
Facilities acquisition and construction	<u>31,866</u>	<u>49,947</u>	<u>(36.20) %</u>
Total	<u>\$ 30,047,520</u>	<u>\$ 28,214,851</u>	6.50 %

General Fund - Total Cash Receipts vs. Total Cash Disbursements



Bond Retirement Fund

The bond retirement fund had \$3,492,352 in cash receipts and other financing sources and \$3,188,020 in cash disbursements. The fund is for the payment of principal, interest, and related costs on general obligation bonds.

Classroom Facilities Fund

The classroom facilities fund had \$2,829,813 in cash receipts and other financing sources and \$65,931 in cash disbursements. The fund is for the construction of a building for which debt was issued.

**LEXINGTON LOCAL SCHOOL DISTRICT
RICHLAND COUNTY, OHIO**

**MANAGEMENT'S DISCUSSION AND ANALYSIS
FOR THE FISCAL YEAR ENDED JUNE 30, 2025
(UNAUDITED)**

Budgeting Highlights - General Fund

The District's budget is prepared according to Ohio law and is based on accounting for certain transactions on a basis of cash receipts, disbursements and encumbrances. The most significant budgeted fund is the general fund.

During the course of fiscal year 2025, the District did not amend its general fund budget. For the general fund, original budgeted revenues and other financing sources were \$27,673,387 and final budgeted receipts and other financing sources were \$27,673,387. The actual receipts and other financing sources were \$28,490,267 for fiscal year 2025, which was \$816,880 more than the final budget receipts.

General fund original appropriations were \$30,025,827 and final appropriations were \$30,025,827. The actual budget basis disbursements for fiscal year 2025 totaled \$30,025,099, which was \$728 less than the final budget appropriations.

Capital Assets and Debt Administration

Capital Assets

The District does not record capital assets in the accompanying cash basis basic financial statements, but records payments for capital assets as disbursements.

Debt Administration

At June 30, 2025, the District had \$50,610,000 in long-term obligations outstanding; of this amount, \$1,660,000 is due within one year. A summary of the District's long-term obligations outstanding at June 30, 2025 and 2024:

	<u>Governmental Activities 2025</u>	<u>Governmental Activities 2024</u>
Series 2019 A & B School Construction and Improvement Bonds	\$ 47,540,000	\$ 48,830,000
Tax Anticipation Notes Series 2025	<u>3,070,000</u>	<u>-</u>
Total long-term obligations	<u>\$ 50,610,000</u>	<u>\$ 48,830,000</u>

For further information regarding the District's long-term obligations, refer to Note 6 to the basic financial statements.

Current Financial Related Activities

Dating back to the end of fiscal year 2011, the District's general fund was in an unstable financial position; however, the voters passed a new 5-year emergency operating levy in November 2011. The District began receiving revenues from that levy in March 2012. In May of 2014 and March of 2016, the citizens of the District passed two separate renewal 10-year emergency operating levies with 72% and 68% support, respectively, once again demonstrating the community's strong support of the District and the students served. In March of 2024, the citizens of the District again showed their support of our District and our students by passing the renewal of one of the District's 10-year emergency operating levies. The receipts from these levies, coupled with spending reductions, allowed the District to maintain a strong general fund balance through fiscal year 2025 without having to ask the community for new operating funds since 2011. However, increasing costs, reduced State funding, additional student special education needs, and declining enrollment have resulted in deficit spending in recent years.

**LEXINGTON LOCAL SCHOOL DISTRICT
RICHLAND COUNTY, OHIO**

**MANAGEMENT'S DISCUSSION AND ANALYSIS
FOR THE FISCAL YEAR ENDED JUNE 30, 2025
(UNAUDITED)**

The District previously engaged the community, the Ohio Facilities Construction Commission (OFCC), and school construction experts regarding the construction of new District facilities. In November 2018, District voters approved a property tax backed \$55.95 million bond issue and 0.5 mill maintenance levy for new facilities for the District. In fiscal 2020, the District issued the bonds and began planning, designing, and preparing for construction of a new 7-12 building as part of the OFCC Expedited Local Partnership Program (ELPP). In fiscal 2021, the District began construction of the new 7-12 building, and in September 2022, District students began attending the newly constructed 7-12 building. In November 2024, the District was contacted by OFCC noting funds were available to begin the next phase of the District's PK-6 elementary building. The District has begun planning and design for the construction of a new PK-6 building as part of the OFCC Classroom Facilities Assistance Program (CFAP).

As a result of the Covid-19 pandemic and resulting State budget cuts, revenues from State foundation for the District were cut rather significantly near the end of fiscal year 2020 in the amount of \$477,814. The District did receive Federal Elementary and Secondary School Emergency Relief (ESSER) funding as part of the CARES Act. The total amount of this original ESSER funding allocated for District use and not reserved for non-public schools totaled \$221,917.59. During fiscal year 2021, approximately \$262k of previous State funding cuts carried over to fiscal year 2021 were eliminated. Additionally, during fiscal year 2021, the District received an additional \$903k of ESSER II Federal funding allocation as part of the CARES Act. These additional funds were used for the additional costs as a result of the Covid-19 pandemic. As part of the American Rescue Plan (ARP) Act, the District received an additional allocation of ARP ESSER Federal funding in the amount of approximately \$2 million, which began in fiscal year 2022 and were required to be fully spent by September 30, 2024. The total allocation of ARP ESSER Federal funding for the District was fully expended prior to the end of fiscal year 2024. These additional Federal funds were used to mitigate the additional costs as a result of the Covid-19 pandemic. Additionally, during fiscal year 2022, the Fair School Funding Plan was passed and implemented. As part of the State Budget, the Fair School Funding Plan continues to be phased in along with updating base cost inputs. Unfortunately, the State has been reluctant to update base cost inputs timely, resulting in a continuing shift of the funding burden from the State to local communities. Additionally, while Federal funding related to the COVID-19 pandemic has ended, the needs of the students we serve has not, and the District will continue to ensure the needs of our students are met with available funds.

The District is fortunate to have a continuing permanent improvement levy which provides necessary resources to keep the facilities, school buses, technology, textbooks and instructional equipment updated for students.

State and federal funding play a key role in the operation of the District. Due to the population of special needs students, the District receives a significant amount of IDEA funding. Other receipts from the federal government in the way of grants are helpful in providing innovative programs, reading initiatives, technology updates and professional development for staff.

Student enrollment has remained fairly steady but has declined in recent years due to a variety of factors. The District is in a primarily residential community and the schools are widely considered to be among the best in north central Ohio, routinely earning high ratings on the State Report Card. The District's cost per pupil is among the lowest for area schools and the District takes great pride in the quality of education it provides. Recently, the District has begun work with Rockmill Financial to convene with members of the Board, administration, and community to review District demographic and financial data to develop a Tax Policy that meets current economic challenges while ensure we generate the resources necessary as fairly and efficiently as possible to serve our students and community.

In conclusion, the District has committed itself to fiscal responsibility and takes special care to ensure that money is spent on items and services that are most crucial to the long-term success of the District and, more importantly, the children that it serves.

Contacting the District's Financial Management

This financial report is designed to provide our citizens, taxpayers, investors and creditors with a general overview of the District's finances and to show the District's accountability for the money it receives. If you have questions about this report or need additional financial information, contact Jason Whitesel, Treasurer/CFO of Lexington Local School District, 103 Clever Lane, Lexington, Ohio 44904.

**LEXINGTON LOCAL SCHOOL DISTRICT
RICHLAND COUNTY, OHIO**

**STATEMENT OF NET POSITION - CASH BASIS
JUNE 30, 2025**

	Governmental Activities
Assets:	
Equity in pooled cash and investments	\$ 16,684,708
Total assets	<u>16,684,708</u>
 Net position:	
Restricted for:	
Capital projects	4,068,857
Classroom facilities maintenance	939,695
Debt service	2,534,087
Food service operations	282,901
Student activities	250,783
Other purposes	145,194
Unrestricted	<u>8,463,191</u>
Total net position	<u><u>\$ 16,684,708</u></u>

SEE ACCOMPANYING NOTES TO THE BASIC FINANCIAL STATEMENTS

**LEXINGTON LOCAL SCHOOL DISTRICT
RICHLAND COUNTY, OHIO**

**STATEMENT OF ACTIVITIES - CASH BASIS
FOR THE FISCAL YEAR ENDED JUNE 30, 2025**

		Program Cash Receipts		Net (Cash Disbursements) Cash Receipts and Changes in Net Cash Position
	Cash Disbursements	Charges for Services and Sales	Operating Grants and Contributions	Governmental Activities
Governmental activities:				
Instruction:				
Regular	\$ 12,220,092	\$ 275,214	\$ 160,925	\$ (11,783,953)
Special	6,349,193	165,545	1,945,926	(4,237,722)
Other	154,362	-	-	(154,362)
Support services:				
Pupil	1,942,820	-	446,337	(1,496,483)
Instructional staff	1,377,096	-	-	(1,377,096)
Board of education	346,512	-	-	(346,512)
Administration	2,521,945	25,423	40,495	(2,456,027)
Fiscal	739,767	-	-	(739,767)
Business	6,042	-	-	(6,042)
Operations and maintenance	2,246,463	3,099	10,198	(2,233,166)
Pupil transportation	1,802,500	-	116,366	(1,686,134)
Central	14,360	-	9,956	(4,404)
Operation of non-instructional services:				
Food service operations	979,372	478,595	394,003	(106,774)
Other non-instructional services	320	-	-	(320)
Extracurricular activities	1,362,572	345,229	67,876	(949,467)
Facilities acquisition and construction	220,691	-	-	(220,691)
Debt service:				
Principal retirement	1,290,000	-	-	(1,290,000)
Interest	1,774,508	-	-	(1,774,508)
Issuance costs	67,000	-	-	(67,000)
Total governmental activities	<u>\$ 35,415,615</u>	<u>\$ 1,293,105</u>	<u>\$ 3,192,082</u>	<u>(30,930,428)</u>
General receipts:				
Property taxes levied for:				
General purposes				15,098,012
Debt service				3,357,308
Capital outlay				667,284
Classroom facilities maintenance				189,042
Grants and entitlements not restricted to specific programs				
				11,044,340
Investment earnings				451,627
Issuance of notes				3,070,000
Miscellaneous				106,276
Total general receipts				<u>33,983,889</u>
Change in net cash position				3,053,461
Net cash position at beginning of year				<u>13,631,247</u>
Net cash position at end of year				<u>\$ 16,684,708</u>

SEE ACCOMPANYING NOTES TO THE BASIC FINANCIAL STATEMENTS

**LEXINGTON LOCAL SCHOOL DISTRICT
RICHLAND COUNTY, OHIO**

STATEMENT OF ASSETS AND FUND BALANCES - CASH BASIS
GOVERNMENTAL FUNDS
JUNE 30, 2025

	General	Bond Retirement	Classroom Facilities	Nonmajor Governmental Funds	Total Governmental Funds
Assets:					
Equity in pooled cash and investments	\$ 7,026,843	\$ 2,534,087	\$ 3,210,432	\$ 2,458,751	\$ 15,230,113
Total assets	<u>\$ 7,026,843</u>	<u>\$ 2,534,087</u>	<u>\$ 3,210,432</u>	<u>\$ 2,458,751</u>	<u>\$ 15,230,113</u>
Fund cash balances:					
Restricted:					
Debt service	\$ -	\$ 2,534,087	\$ -	\$ -	\$ 2,534,087
Capital improvements	-	-	3,210,432	858,425	4,068,857
Classroom facilities maintenance	-	-	-	939,695	939,695
Food service operations	-	-	-	282,901	282,901
Extracurricular	-	-	-	250,783	250,783
Other purposes	-	-	-	145,194	145,194
Assigned:					
Student instruction	5,960	-	-	-	5,960
Student and staff support	101,850	-	-	-	101,850
Extracurricular activities	1,400	-	-	-	1,400
Other purposes	12,597	-	-	-	12,597
Unassigned (deficit)	<u>6,905,036</u>	<u>-</u>	<u>-</u>	<u>(18,247)</u>	<u>6,886,789</u>
Total fund cash balances	<u>\$ 7,026,843</u>	<u>\$ 2,534,087</u>	<u>\$ 3,210,432</u>	<u>\$ 2,458,751</u>	<u>\$ 15,230,113</u>

SEE ACCOMPANYING NOTES TO THE BASIC FINANCIAL STATEMENTS

**LEXINGTON LOCAL SCHOOL DISTRICT
RICHLAND COUNTY, OHIO**

RECONCILIATION OF TOTAL GOVERNMENTAL FUND BALANCES TO
NET POSITION OF GOVERNMENTAL ACTIVITIES - CASH BASIS
JUNE 30, 2025

Total governmental fund balances	\$	15,230,113
---	----	------------

*Amounts reported for governmental activities on the
statement of net position are different because:*

An internal service fund is used by management to charge the costs of insurance to individual funds. The assets of the of the internal service fund are included in governmental activities on the statement of net position.

		1,454,595
--	--	-----------

Net position - cash basis of governmental activities	\$	<u>16,684,708</u>
---	----	-------------------

SEE ACCOMPANYING NOTES TO THE BASIC FINANCIAL STATEMENTS

**LEXINGTON LOCAL SCHOOL DISTRICT
RICHLAND COUNTY, OHIO**

STATEMENT OF RECEIPTS, DISBURSEMENTS AND CHANGES IN FUND BALANCES - CASH BASIS
GOVERNMENTAL FUNDS
FOR THE FISCAL YEAR ENDED JUNE 30, 2025

	General	Bond Retirement	<i>(Previously Nonmajor)</i> Classroom Facilities	Nonmajor Governmental Funds	Total Governmental Funds
Cash receipts:					
From local sources:					
Property taxes	\$ 15,098,013	\$ 3,357,308	\$ -	\$ 856,326	\$ 19,311,647
Intergovernmental	12,466,092	68,044	-	1,589,381	14,123,517
Investment earnings	376,026	-	39,726	33,061	448,813
Tuition and fees	440,115	-	-	-	440,115
Extracurricular	26,412	-	-	344,883	371,295
Rental income	3,099	-	-	-	3,099
Charges for services	-	-	-	478,595	478,595
Contributions and donations	41,426	-	-	17,665	59,091
Miscellaneous	115,271	-	-	27,768	143,039
Total receipts	<u>28,566,454</u>	<u>3,425,352</u>	<u>39,726</u>	<u>3,347,679</u>	<u>35,379,211</u>
Cash disbursements:					
Current:					
Instruction:					
Regular	12,487,240	-	-	112,468	12,599,708
Special	5,815,345	-	-	714,030	6,529,375
Other	154,362	-	-	-	154,362
Support services:					
Pupil	1,827,273	-	-	138,086	1,965,359
Instructional staff	1,237,272	-	-	159,195	1,396,467
Board of education	346,512	-	-	-	346,512
Administration	2,588,351	-	-	-	2,588,351
Fiscal	675,168	56,512	-	16,242	747,922
Business	6,042	-	-	-	6,042
Operations and maintenance	2,282,686	-	-	10,198	2,292,884
Pupil transportation	1,623,953	-	-	212,592	1,836,545
Central	4,404	-	-	9,956	14,360
Operation of non-instructional services:					
Food service operations	-	-	-	1,000,747	1,000,747
Other non-instructional services	320	-	-	-	320
Extracurricular activities	966,726	-	-	404,001	1,370,727
Facilities acquisition and construction	31,866	-	65,931	122,894	220,691
Debt service:					
Principal retirement	-	1,290,000	-	-	1,290,000
Interest	-	1,774,508	-	-	1,774,508
Issuance costs	-	67,000	-	-	67,000
Total disbursements	<u>30,047,520</u>	<u>3,188,020</u>	<u>65,931</u>	<u>2,900,409</u>	<u>36,201,880</u>
Excess (deficiency) of receipts over (under) disbursements	<u>(1,481,066)</u>	<u>237,332</u>	<u>(26,205)</u>	<u>447,270</u>	<u>(822,669)</u>
Other financing sources (uses):					
Issuance of notes	-	67,000	-	3,003,000	3,070,000
Transfers in	-	-	2,790,087	-	2,790,087
Transfers (out)	-	-	-	(2,790,087)	(2,790,087)
Total other financing sources (uses)	<u>-</u>	<u>67,000</u>	<u>2,790,087</u>	<u>212,913</u>	<u>3,070,000</u>
Net change in fund balances	(1,481,066)	304,332	2,763,882	660,183	2,247,331
Fund balances as previously reported	8,507,909	2,229,755	-	2,245,118	12,982,782
Adjustment - change in nonmajor fund to major fund	<u>-</u>	<u>-</u>	<u>446,550</u>	<u>(446,550)</u>	<u>-</u>
Fund cash balances at beginning of year, as adjusted	8,507,909	2,229,755	446,550	1,798,568	12,982,782
Fund cash balances at end of year	<u>\$ 7,026,843</u>	<u>\$ 2,534,087</u>	<u>\$ 3,210,432</u>	<u>\$ 2,458,751</u>	<u>\$ 15,230,113</u>

SEE ACCOMPANYING NOTES TO THE BASIC FINANCIAL STATEMENTS

**LEXINGTON LOCAL SCHOOL DISTRICT
RICHLAND COUNTY, OHIO**

**RECONCILIATION OF THE STATEMENT OF RECEIPTS, DISBURSEMENTS
AND CHANGES IN FUND BALANCES OF GOVERNMENTAL FUNDS
TO THE STATEMENT OF ACTIVITIES - CASH BASIS
FOR THE FISCAL YEAR ENDED JUNE 30, 2025**

Net change in cash fund balances - total governmental funds	\$	2,247,331
--	----	-----------

*Amounts reported for governmental activities in the
statement of activities are different because:*

An internal service fund used by management to charge the costs of insurance to individual funds is not reported in the district-wide statement of activities. Governmental fund disbursements and the related internal service fund receipts are eliminated. The net receipts (disbursement) of the internal service fund is allocated among the governmental activities.

		<u>806,130</u>
--	--	----------------

Change in net position of governmental activities	\$	<u><u>3,053,461</u></u>
--	----	-------------------------

SEE ACCOMPANYING NOTES TO THE BASIC FINANCIAL STATEMENTS

**LEXINGTON LOCAL SCHOOL DISTRICT
RICHLAND COUNTY, OHIO**

STATEMENT OF NET POSITION - CASH BASIS
PROPRIETARY FUND
JUNE 30, 2025

	Governmental Activities - Internal Service Fund
Assets:	
Equity in pooled cash and investments	\$ 1,454,595
Total assets	<u>1,454,595</u>
Net cash position:	
Unrestricted	<u>1,454,595</u>
Total net cash position	<u>\$ 1,454,595</u>

SEE ACCOMPANYING NOTES TO THE BASIC FINANCIAL STATEMENTS

**LEXINGTON LOCAL SCHOOL DISTRICT
RICHLAND COUNTY, OHIO**

STATEMENT OF RECEIPTS, DISBURSEMENTS AND
CHANGES IN NET POSITION - CASH BASIS
PROPRIETARY FUND
FOR THE FISCAL YEAR ENDED JUNE 30, 2025

	Governmental Activities - Internal Service Fund
Operating cash receipts:	
Sales/charges for services	\$ 6,160,369
Total operating cash receipts	<u>6,160,369</u>
Operating cash disbursements:	
Purchased services	769,166
Claims	4,604,938
Total operating cash disbursements	<u>5,374,104</u>
Operating income	<u>786,265</u>
Nonoperating cash receipts:	
Interest receipts	19,865
Total nonoperating cash receipts	<u>19,865</u>
Change in net position	806,130
Net cash position at beginning of year	<u>648,465</u>
Net cash position at end of year	<u><u>\$ 1,454,595</u></u>

SEE ACCOMPANYING NOTES TO THE BASIC FINANCIAL STATEMENTS

**LEXINGTON LOCAL SCHOOL DISTRICT
RICHLAND COUNTY, OHIO**

**NOTES TO THE BASIC FINANCIAL STATEMENTS
FOR THE FISCAL YEAR ENDED JUNE 30, 2025**

NOTE 1 - DESCRIPTION OF THE SCHOOL DISTRICT

The Lexington Local School District (the “District”) is a local school district as defined by Section 3311.03 of the Ohio Revised Code. The District operates under an elected five-member Board of Education and is responsible for providing public education to the residents of the District.

The District was established in the early 1900’s through the consolidation of existing land areas and school districts. The District serves an area of approximately 66 square miles. It is located in Richland and Morrow Counties, and includes the Village of Lexington, portions of the City of Mansfield, and Perry, Troy, Washington, and Mansfield Townships in Richland County and Troy and North Bloomfield Townships in Morrow County.

The District currently operates 4 instructional facilities. The District employs 107 non-certified employees, 148 certified employees and 18 administrators to provide services to approximately 2,150 students in grades K through 12 and various community groups.

NOTE 2 - SUMMARY OF SIGNIFICANT ACCOUNTING POLICIES

As discussed in Note 2.B., these financial statements are presented on the cash basis of accounting. The cash basis of accounting differs from accounting principles generally accepted in the United States of America (GAAP). GAAP includes all relevant Governmental Accounting Standards Board (GASB) pronouncements. In cases where these cash basis statements contain items that are the same as, or similar to, those items in financial statements prepared in conformity with GAAP, similar informative disclosures are provided.

A. Reporting Entity

The reporting entity has been defined in accordance with GASB Statement No. 14, “The Financial Reporting Entity” as amended by GASB Statement No. 39, “Determining Whether Certain Organizations Are Component Units” and GASB Statement No. 61, “The Financial Reporting Entity: Omnibus an amendment of GASB Statements No. 14 and No. 34”. The reporting entity is composed of the primary government and component units. The primary government consists of all funds, departments, boards and agencies that are not legally separate from the District. For the District, this includes general operations, food service, and student related activities of the District.

Component units are legally separate organizations for which the District is financially accountable. The District is financially accountable for an organization if the District appoints a voting majority of the organization’s Governing Board and (1) the District is able to significantly influence the programs or services performed or provided by the organization; or (2) the District is legally entitled to or can otherwise access the organization’s resources; or (3) the District is legally obligated or has otherwise assumed the responsibility to finance the deficits of, or provide financial support to, the organization; or (4) the District is obligated for the debt of the organization. Component units may also include organizations that are fiscally dependent on the District in that the District approves the budget, the issuance of debt or the levying of taxes. Certain organizations are also included as component units if the nature and significance of the relationship between the primary government and the organization is such that exclusion by the primary government would render the primary government’s financial statements incomplete or misleading. Based upon the application of these criteria, the District has no component units. The basic financial statements of the reporting entity include only those of the District (the primary government).

**LEXINGTON LOCAL SCHOOL DISTRICT
RICHLAND COUNTY, OHIO**

**NOTES TO THE BASIC FINANCIAL STATEMENTS
FOR THE FISCAL YEAR ENDED JUNE 30, 2025**

NOTE 2 - SUMMARY OF SIGNIFICANT ACCOUNTING POLICIES - (Continued)

The following organizations are described due to their relationship to the District:

JOINTLY GOVERNED ORGANIZATIONS

Northeast Ohio Network for Educational Technology (NEOnet)

NEOnet was established as a jointly governed organization among sixteen school districts and the Summit County Educational Service Center that was formed July 1, 1995. NEOnet was formed for the purpose of applying modern technology (with the aid of computers and other electronic equipment) to improve administrative and instructional functions of member districts. NEOnet has since been restructured and organized as a council of governments (COG) under Ohio Revised Code 3301.075 and Chapter 167. The new COG is called the Metropolitan Regional Service Council (Council). The Council serves several program functions for the 30 school district members, such as NEOnet ITC functions and as a collaborative purchasing agent. The Council is self-supporting and conducts its fiscal services in house with a licensed treasurer.

The Council employs an Executive Director who works cooperatively with a nine-member Board of Directors consisting of four superintendents, the Portage Lakes Career Center superintendent, three members of the treasurers' committee and one member of the technology committee. The degree of control exercised by any participating school district is limited to its representation on the assembly, which elects the board of directors, who exercises total control over the operation of NEOnet including budgeting, appropriating, contracting and designating management. All revenues are generated from State funding and an annual fee per student to participating districts. The Metropolitan Regional Services Council and NEOnet are located at 700 Graham Road, Cuyahoga Falls, Ohio 44221. During fiscal year 2025, the District contributed \$145,764 to NEOnet.

Pioneer Career and Technology Center (PCTC)

The Pioneer Career and Technology Center (a vocational school district), is a distinct political subdivision of the State of Ohio. PCTC is operated under the direction of a Board consisting of one representative from each of the participating school districts' elected boards, and possesses its own budgeting and taxing authority. To obtain financial information write to the Pioneer Career and Technology Center at 27 Ryan Road, Shelby, Ohio 44875-0309.

INSURANCE PURCHASING POOL

Ohio Association of School Business Officials Workers' Compensation Group Retrospective Rating Plan

The District participates in a group retrospective rating plan for workers' compensation as established under Section 4123.29 of the Ohio Revised Code. The Ohio Association of School Business Officials Workers' Compensation Group Retrospective Rating Plan (the "Program") was established through the Ohio Association of School Business Officials (OASBO) as a group purchasing pool.

The Executive Director of the OASBO, or his designee, serves as coordinator of the Program. Each year, the participating school districts pay an enrollment fee to the Program to cover the costs of administering the program.

B. Basis of Accounting

Although required by Ohio Administrative Code § 117-2-03(B) to prepare its annual financial report in accordance with GAAP, the District chooses to prepare its financial statements and notes on the cash basis of accounting. The cash basis of accounting is a comprehensive basis of accounting other than GAAP. Receipts are recognized when received in cash rather than when earned, and disbursements are recognized when paid rather than when a liability is incurred.

**LEXINGTON LOCAL SCHOOL DISTRICT
RICHLAND COUNTY, OHIO**

**NOTES TO THE BASIC FINANCIAL STATEMENTS
FOR THE FISCAL YEAR ENDED JUNE 30, 2025**

NOTE 2 - SUMMARY OF SIGNIFICANT ACCOUNTING POLICIES - (Continued)

Budgetary presentations report budgetary cash disbursements when a commitment is made (i.e. when an encumbrance is approved). The difference between disbursements reported in the fund and entity wide statements and disbursements reported in the budgetary statements are due to current year encumbrances being added to disbursements reported on the budgetary statements. These statements include adequate disclosure of material matters, in accordance with the basis of accounting described in the preceding paragraph.

C. Fund Accounting

The District uses funds to maintain its financial records during the year. A fund is defined as a fiscal and accounting entity with a self balancing set of accounts. There are two categories of funds: governmental and proprietary.

GOVERNMENTAL FUNDS

Governmental funds are those through which most governmental functions typically are financed. The following are the District's major governmental funds:

General fund - The general fund is used to account for and report all financial resources not accounted for and reported in another fund. The general fund balance is available for any purpose provided it is expended or transferred according to the general laws of Ohio.

Bond retirement fund - This fund is used to account for property taxes and related receipts restricted for the payment of principal, interest, and related costs on general obligation bonds.

Classroom facilities fund - This fund is used to account for monies received and expended in connection with contracts entered into by the school district and the Ohio School Facilities Commission for the building and equipping of classroom facilities.

Other governmental funds of the District are used to account for:

Nonmajor special revenue funds - Special revenue funds are used to account for and report the proceeds of specific revenue sources that are restricted or committed to expenditure for specified purposes other than debt service or capital projects.

Nonmajor capital projects funds - Capital projects funds are used to account for and report financial resources that are restricted, committed, or assigned to expenditure for capital outlays, including the acquisition or construction of capital facilities and other capital assets.

PROPRIETARY FUNDS

Proprietary funds are used to account for the District's ongoing activities which are similar to those often found in the private sector. The District has no enterprise funds. The following is a description of the District's internal service fund:

Internal Service Fund - The internal service fund is used to account for the financing of goods or services provided by one department or agency to other departments or agencies of the district, or to other governments, on a cost-reimbursement basis. The only internal service fund of the District accounts for a self-insurance program which provides health and dental benefits to employees.

**LEXINGTON LOCAL SCHOOL DISTRICT
RICHLAND COUNTY, OHIO**

**NOTES TO THE BASIC FINANCIAL STATEMENTS
FOR THE FISCAL YEAR ENDED JUNE 30, 2025**

NOTE 2 - SUMMARY OF SIGNIFICANT ACCOUNTING POLICIES - (Continued)

D. Basis of Presentation and Measurement Focus

Government-Wide Financial Statements - The statement of net position-cash basis and the statement of activities - cash basis display information about the District as a whole. These statements include the financial activities of the primary government, except for fiduciary funds. Fiduciary funds present a statement of changes in fiduciary net position which reports additions to and deductions from custodial funds. Internal service fund operating activity is eliminated to avoid overstatement of cash receipts and cash disbursements.

The government-wide statement of activities compares disbursements with program receipts for each function or program of the District's governmental activities. These disbursements are those that are specifically associated with a service, program or department and are therefore clearly identifiable to a particular function. Program receipts include charges paid by the recipient of the goods or services offered by the program and grants and contributions that are restricted to meeting the operational or capital requirements of a particular program. Receipts which are not classified as program receipts are presented as general receipts of the District. The comparison of direct disbursements with program receipts identifies the extent to which each business segment or governmental function is self-financing on the cash basis or draws from the general receipts of the District.

Fund Financial Statements - Fund financial statements report detailed information about the District. The focus of governmental fund financial statements is on major funds rather than reporting funds by type. Each major fund is presented in a separate column, and all nonmajor funds are aggregated into one column. The internal service fund is presented in a single column on the face of the proprietary fund statements.

E. Budgets

The District is required by State statute to adopt an annual appropriated cash basis budget for all funds (except custodial funds). The specific timetable for fiscal year 2025 is as follows:

1. Prior to January 15, the Superintendent and Treasurer submit to the Board of Education a proposed operating budget for the fiscal year commencing the following July 1. The budget includes proposed expenditures and the means of financing for all funds. Public hearings are publicized and conducted to obtain taxpayers' comments. The purpose of this budget document is to reflect the need for existing (or increased) tax rates.
2. By no later than January 20, the Board-adopted budget is filed with the Richland County Budget Commission for tax rate determination.
3. Prior to April 1, the Board of Education accepts, by formal resolution, the tax rates as determined by the Budget Commission and receives the Commission's certificate of estimated resources which states the projected revenue of each fund. Prior to July 1, the District must revise its budget so that total contemplated expenditures from any fund during the ensuing year will not exceed the amount stated in the certificate of estimated resources. The revised budget then serves as a basis for the appropriation measure. On or about July 1, the certificate is amended to include any unencumbered balances from the preceding year as reported by the District Treasurer. The certificate may be further amended during the year if projected increases or decreases in revenue are identified by the District Treasurer. The budget figures, as shown in the accompanying budgetary schedule, reflect the amounts set forth in the original and final amended certificate of estimated resources issued for fiscal year 2025.

**LEXINGTON LOCAL SCHOOL DISTRICT
RICHLAND COUNTY, OHIO**

**NOTES TO THE BASIC FINANCIAL STATEMENTS
FOR THE FISCAL YEAR ENDED JUNE 30, 2025**

NOTE 2 - SUMMARY OF SIGNIFICANT ACCOUNTING POLICIES - (Continued)

4. By July 1, the annual appropriation resolution is legally enacted by the Board of Education at the fund level of expenditures, which is the legal level of budgetary control. State statute permits a temporary appropriation to be effective until no later than October 1 of each year. Resolution appropriations by fund must be within the estimated resources as certified by the County Budget Commission and the total of expenditures may not exceed the appropriation totals.
5. Any revisions that alter the total of any fund appropriation must be approved by the Board of Education.
6. Formal budgetary integration is employed as a management control device during the year for all funds consistent with statutory provisions.
7. Appropriations amounts are as originally adopted, or as amended by the Board of Education through the year by supplemental appropriations, which either reallocated or increased the original, appropriated amounts. All supplemental appropriations were legally enacted by the Board during fiscal year 2025.
8. Unencumbered appropriations lapse at year end. Encumbered appropriations are carried forward to the succeeding fiscal year and need not be re-appropriated. Expenditures may not legally exceed budgeted appropriations at the fund level.

F. Cash and Investments

To improve cash management, cash received by the District (other than cash in segregated accounts) is pooled in a central bank account. Monies for all funds are maintained in this pool. Individual fund integrity is maintained through the District's records. Each fund's interest in the pool is presented as "equity in pooled cash and investments" on the basic financial statements.

Under existing Ohio statutes all investment earning are assigned to the general fund unless statutorily required to be credited to a specific fund or the Board of Education has, by resolution, specified the funds to receive an allocation of interest earnings. Interest revenue credited to the general fund during fiscal year 2025 amounted to \$376,026, which includes \$176,312 assigned from other District funds.

Investments were limited to negotiable certificates of deposit, U.S. government money market mutual funds, Federal Farm Credit Bank (FFCB) securities, Federal Home Loan Bank (FHLB) securities, Federal National Mortgage Association (FNMA) securities, U.S. Treasury bonds, and U.S. Treasury notes. All investments are reported at cost (carrying value). At June 30, 2025, the fair value of the District's investments was \$10,207,878 which is \$20,820 less than their carrying value.

For presentation on the basic financial statements, investments of the cash management pool and investments with original maturities of three months or less at the time they are purchased by the District are considered to be cash equivalents. Investments with an initial maturity of more than three months are reported as investments.

An analysis of the District's investment account at year end is provided in Note 4.

G. Capital Assets

Acquisition of property, plant, and equipment purchased are recorded as disbursements when paid. These items are not reflected as assets on the accompanying financial statements under the cash basis of accounting. Depreciation has not been reported for any capital assets.

**LEXINGTON LOCAL SCHOOL DISTRICT
RICHLAND COUNTY, OHIO**

**NOTES TO THE BASIC FINANCIAL STATEMENTS
FOR THE FISCAL YEAR ENDED JUNE 30, 2025**

NOTE 2 - SUMMARY OF SIGNIFICANT ACCOUNTING POLICIES - (Continued)

H. Accumulated Leave

For fiscal year 2025, GASB Statement No. 101, "Compensated Absences", was effective. GASB 101 defines a compensated absence as leave for which employees may receive cash payments when the leave is used for time off or receive cash payments for unused leave upon termination of employment. These payments could occur during employment or upon termination of employment. Compensated absences generally do not have a set payment schedule. The District does not offer noncash settlements.

District employees earn sick, vacation and personal time that can be used for time off. In certain circumstances, such as upon leaving employment or retirement, employees are entitled to cash payments for unused leave.

This GASB pronouncement had no effect on beginning net position/fund balance as unpaid leave is not reflected as a liability under the District's cash basis of accounting.

I. Leases

The District is a lessee in leases related to equipment under noncancelable leases. Lease payables are not reflected under the District's cash basis of accounting. Lease disbursements are not recognized when they are paid.

J. Long-Term Obligations

The District's cash basis financial statements do not report liabilities for bonds and other long-term obligations. Proceeds of debt are reported when cash is received and principal and interest payments are reported when paid. Since recording a capital asset (including the tangible right to use) when entering into a lease, financed purchased transaction, or Subscription Based Information Technology Arrangement (SBITA) is not the result of a cash transaction, neither an other financing source nor a capital outlay expenditure is reported at inception. Lease payments and financed purchase are reported when paid.

K. Fund Cash Balance

The District reports classifications of fund cash balance based on the extent to which the District is bound to honor constraints on the specific purposes for which amounts in those funds can be spent. The following categories may be used:

Nonspendable - amounts that cannot be spent because they are either (a) not in spendable form or (b) legally required to be maintained intact.

Restricted - amounts that have constraints placed on the use of resources that are either (a) externally imposed by creditors, grantors, contributors, or laws or regulations of other governments, or (b) imposed by law through constitutional provisions or enabling legislation.

Committed - amounts that can only be used for specific purposes pursuant to constraints imposed by formal action of the District's highest level of decision-making authority, the Board of Education.

Assigned - amounts that are constrained by the District's intent to be used for specific purpose, but are neither restricted nor committed. Assigned amounts include those approved through the District's formal purchasing procedure by the Treasurer. Through the District's purchasing policy, the Board of Education has given the Treasurer the authority to constrain monies for intended purposes. The Board of Education may also assign fund balances as it does when appropriating fund balance to cover a gap between estimated revenue and appropriations in the subsequent year's appropriated budget.

**LEXINGTON LOCAL SCHOOL DISTRICT
RICHLAND COUNTY, OHIO**

**NOTES TO THE BASIC FINANCIAL STATEMENTS
FOR THE FISCAL YEAR ENDED JUNE 30, 2025**

NOTE 2 - SUMMARY OF SIGNIFICANT ACCOUNTING POLICIES - (Continued)

Unassigned - residual fund balance within the general fund that is in spendable form that is not restricted, committed, or assigned.

The District applies restricted resources first when a disbursement is incurred for purposes for which restricted and unrestricted fund cash balance is available. The District considers committed, assigned, and unassigned fund cash balances, respectively, to be spent when disbursements are incurred for purposes for which any of the unrestricted fund cash balance classifications could be used.

L. Extraordinary and Special Items

Extraordinary items are transactions or events that are both unusual in nature and infrequent in occurrence. Special items are transactions or events that are within the control of the Board of Education and that are either unusual in nature or infrequent in occurrence. Neither type of transaction occurred during fiscal year 2025.

M. Net Cash Position

Net cash position is reported as restricted when enabling legislation or creditors, grantors or laws or regulations of other governments have imposed limitations on its use.

The District first applies restricted resources when a disbursement is incurred for purposes for which both restricted and unrestricted net cash position is available.

N. Interfund Activity

Exchange transactions between funds are reported as receipts in the seller funds and as disbursements in the purchaser funds. Flows of cash or goods from one fund to another without a requirement for repayment are reported as interfund transfers. Interfund loans are reported as advances-in and advances-out. Advances are not reflected as assets and liabilities in the accompanying financial statements. Interfund transfers and advances are reported as other financing sources/uses in governmental funds. Repayments from funds responsible for particular disbursements to the funds that initially paid for them are not presented on the basic financial statements. Interfund activity between governmental funds are eliminated on the statement of net position - cash basis and the statement of activities - cash basis.

O. Budget Stabilization Arrangement

The District has established a budget stabilization reserve in accordance with authority established by State law. Additions to the stabilization reserve can only be made by formal resolution of the Board of Education. Expenditures out of the budget stabilization reserve can only be made for future general fund shortfall. At June 30, 2025, the balance in the budget stabilization reserve was \$87,929. This amount is included in unassigned fund balance of the general fund and in unrestricted net position on the statement of net position.

P. Pensions/Other Postemployment Benefits (OPEB)

For purposes of measuring the net pension/OPEB liability and net OPEB asset, information about the fiduciary net position of the pension/OPEB plans and additions to/deductions from their fiduciary net position have been determined on the same basis as they are reported by the pension/OPEB plan. For this purpose, benefit payments (including refunds of employee contributions) are recognized when due and payable in accordance with the benefit terms. The pension/OPEB plans report investments at fair value.

**LEXINGTON LOCAL SCHOOL DISTRICT
RICHLAND COUNTY, OHIO**

**NOTES TO THE BASIC FINANCIAL STATEMENTS
FOR THE FISCAL YEAR ENDED JUNE 30, 2025**

NOTE 2 - SUMMARY OF SIGNIFICANT ACCOUNTING POLICIES - (Continued)

Q. Employer Contributions to Cost-Sharing Pension Plans

The District recognizes the disbursement for employer contributions to cost-sharing pension plans when they are paid. As described in Notes 9 and 10, the employer contributions include portions for pension benefits and for postretirement health care benefits.

R. Subscription Based Information Technology Arrangements (SBITAs)

The District has Subscription Based Information Technology Arrangements (SBITAs) under noncancelable arrangements. SBITA payables are not reflected under the District's cash basis of accounting. SBITA disbursements are recognized when they are paid.

NOTE 3 - ACCOUNTABILITY AND COMPLIANCE

A. Change in Accounting Principles

For fiscal year 2025, the District has implemented GASB Statement No. 101, "Compensated Absences" and GASB Statement No. 102, "Certain Risk Disclosures".

GASB Statement No. 101 is to better meet the information needs of financial statement users by updating the recognition and measurement guidance for compensated absences. That objective is achieved by aligning the recognition and measurement guidance under a unified model and by amending certain previously required disclosures. The implementation of GASB Statement No. 101 did not have an effect on the financial statements of the District.

GASB Statement No. 102 improves financial reporting by providing users with timely information regarding certain concentrations or constraints and related events that have occurred or have begun to occur that make a government vulnerable to a substantial impact. As a result, users will have better information with which to understand and anticipate certain risks to a government's financial condition. The implementation of GASB Statement No. 102 did not have an effect on the financial statements of the District.

B. Compliance

Ohio Administrative Code Section 117-2-03(B) requires the District to prepare its annual financial report in accordance with generally accepted accounting principles. However, the District prepared its basic financial statements on a cash basis, which is a comprehensive basis of accounting other than accounting principles generally accepted in the United States of America. The accompanying basic financial statements omit assets, deferred outflows of resources, liabilities, deferred inflows of resources, net position/fund balances, and disclosures that, while material, cannot be determined at this time. The District can be fined and various other administrative remedies may be taken against the District.

C. Change within the Financial Reporting Entity

For fiscal year 2025, the District's Classroom Facilities fund presentation was adjusted from nonmajor to major due to now meeting the qualitative threshold for a major fund. This change is separately displayed in the financial statements.

**LEXINGTON LOCAL SCHOOL DISTRICT
RICHLAND COUNTY, OHIO**

**NOTES TO THE BASIC FINANCIAL STATEMENTS
FOR THE FISCAL YEAR ENDED JUNE 30, 2025**

NOTE 3 - ACCOUNTABILITY AND COMPLIANCE - (Continued)

D. Deficit Fund Balances

Fund balances at June 30, 2025 included the following individual fund deficit:

<u>Nonmajor governmental funds</u>	<u>Deficit</u>
Title I, Disadvantaged Children fund	\$ 18,247

The deficit fund balance resulted from a lag between disbursements made by the District and reimbursements from grantors and are allowable under Ohio Revised Code Section 3315.20.

NOTE 4 - DEPOSITS AND INVESTMENTS

State statutes classify monies held by the District into three categories.

Active deposits are public deposits necessary to meet current demands on the treasury. Such monies must be maintained either as cash in the District treasury, in commercial accounts payable or withdrawable on demand, including negotiable order of withdrawal (NOW) accounts, or in money market deposit accounts.

Inactive deposits are public deposits that the Board of Education has identified as not required for use within the current five year period of designation of depositories. Inactive deposits must either be evidenced by certificates of deposit maturing not later than the end of the current period of designation of depositories, or by savings or deposit accounts including, but not limited to, passbook accounts.

Interim deposits are deposits of interim monies. Interim monies are those monies which are not needed for immediate use but which will be needed before the end of the current period of designation of depositories. Interim deposits must be evidenced by time certificates of deposit maturing not more than one year from the date of deposit or by savings or deposit accounts including passbook accounts.

Interim monies may be deposited or invested in the following securities:

1. United States Treasury Notes, Bills, Bonds, or any other obligation or security issued by the United States Treasury or any other obligation guaranteed as to principal and interest by the United States;
2. Bonds, notes, debentures, or any other obligations or securities issued by any federal government agency or instrumentality, including, but not limited to, the Federal National Mortgage Association, Federal Home Loan Bank, Federal Farm Credit Bank, Federal Home Loan Mortgage Corporation, and Government National Mortgage Association. All federal agency securities shall be direct issuances of federal government agencies or instrumentalities;
3. Time certificates of deposit or savings or deposit accounts including, but not limited to, passbook accounts;
4. Written repurchase agreements in the securities listed above provided that the fair value of the securities subject to the repurchase agreement must exceed the principal value of the agreement by at least two percent and be marked to market daily, and that the term of the agreement must not exceed thirty days;

**LEXINGTON LOCAL SCHOOL DISTRICT
RICHLAND COUNTY, OHIO**

**NOTES TO THE BASIC FINANCIAL STATEMENTS
FOR THE FISCAL YEAR ENDED JUNE 30, 2025**

NOTE 4 - DEPOSITS AND INVESTMENTS - (Continued)

5. Bonds and other obligations of the State of Ohio, and with certain limitations including a requirement for maturity within ten years from the date of settlement, bonds and other obligations of political subdivisions of the State of Ohio, if training requirements have been met;
6. No-load money market mutual funds consisting exclusively of obligations described in items (1) and (2) above and repurchase agreements secured by such obligations, provided that investments in securities described in this division are made only through eligible institutions;
7. The State Treasurer's investment pool, the State Treasury Asset Reserve of Ohio (STAR Ohio); and
8. Certain bankers' acceptances for a period not to exceed one hundred eighty days) and commercial paper notes (for a period not to exceed two hundred seventy days) in an amount not to exceed 40 percent of the interim monies available for investment at any one time if training requirements have been met.

Protection of the deposits is provided by the Federal Deposit Insurance Corporation (FDIC), by eligible securities pledged by the financial institution as security for repayment, or by the financial institutions participation in the Ohio Pooled Collateral System (OPCS), a collateral pool of eligible securities deposited with a qualified trustee and pledged to the Treasurer of State to secure the repayment of all public monies deposited in the financial institution.

Investments in stripped principal or interest obligations, reverse repurchase agreements and derivatives are prohibited. The issuance of taxable notes for the purpose of arbitrage, the use of leverage and short selling are also prohibited. Except as noted above, an investment must mature within five years from the date of purchase unless matched to a specific obligation or debt of the District, and must be purchased with the expectation that it will be held to maturity. Investments may only be made through specified dealers and institutions. Payment for investments may be made only upon delivery of the securities representing the investments to the Treasurer or, if the securities are not represented by a certificate, upon receipt of confirmation of transfer from the custodian.

A. Cash on Hand

At fiscal year end, the District had \$100 in undeposited cash on hand which is included on the financial statements of the District as part of "equity in pooled cash and investments".

B. Deposits with Financial Institutions

At June 30, 2025, the carrying amount of all District deposits was \$6,455,910 and the bank balance of all District deposits was \$6,632,768. Of the bank balance, \$5,903,802 was covered by the FDIC and \$728,966 was covered by the Ohio Pooled Collateral System.

**LEXINGTON LOCAL SCHOOL DISTRICT
RICHLAND COUNTY, OHIO**

**NOTES TO THE BASIC FINANCIAL STATEMENTS
FOR THE FISCAL YEAR ENDED JUNE 30, 2025**

NOTE 4 - DEPOSITS AND INVESTMENTS - (Continued)

Custodial credit risk is the risk that, in the event of bank failure, the District will not be able to recover deposits or collateral securities that are in the possession of an outside party. The District has no deposit policy for custodial credit risk beyond the requirements of State statute. Ohio law requires that deposits either be insured or protected by (1) eligible securities pledged to the District and deposited with a qualified trustee by the financial institution as security for repayment whose fair value at all times shall be at least 105 percent of the deposits being secured, or (2) participation in the Ohio Pooled Collateral System (OPCS), a collateral pool of eligible securities deposited with a qualified trustee and pledged to the Treasurer of State to secure the repayment of all public monies deposited in the financial institution. OPCS requires the total fair value of the securities pledged to be 102 percent of the deposits being secured or a reduced rate set by the Treasurer of State.

C. Investments

As of June 30, 2025, the District had the following investments and maturities:

<u>Investment type</u>	<u>Cost</u>	<u>Investment Maturities</u>				
		<u>6 months or less</u>	<u>7 to 12 months</u>	<u>13 to 18 months</u>	<u>19 to 24 months</u>	<u>Greater than 24 months</u>
FFCB	\$ 682,090	\$ -	\$ 200,160	\$ -	\$ -	\$ 481,930
FHLB	1,149,803	400,000	200,000	549,803	-	-
FNMA	224,888	224,888	-	-	-	-
US Treasury bonds	246,813	-	-	-	-	246,813
US Treasury notes	532,438	-	-	-	294,000	238,438
Negotiable CDs	2,711,804	448,000	-	200,000	-	2,063,804
U.S. Govt money market	4,680,862	4,680,862	-	-	-	-
Total	<u>\$ 10,228,698</u>	<u>\$ 5,753,750</u>	<u>\$ 400,160</u>	<u>\$ 749,803</u>	<u>\$ 294,000</u>	<u>\$ 3,030,985</u>

Interest Rate Risk: The District has no investment policy that addresses interest rate risk. State statute requires that an investment mature within five years from the date of purchase, unless matched to a specific obligation or debt of the District and that an investment must be purchased with the expectation that it will be held to maturity.

Credit Risk: Standard & Poor's has assigned the U.S. Government money market mutual fund an AAA money market rating. Federal agency securities and U.S. Treasury bills were rated AA+ and Aa1 by Standard & Poor's and Moody's Investor Services, respectively. The negotiable certificates of deposit are fully insured by the FDIC. The District has no investment policy that would further limit its investment choices.

Custodial Credit Risk: For an investment, custodial credit risk is the risk that, in the event of the failure of the counterparty, the District will not be able to recover the value of its investments or collateral securities that are in the possession of an outside party. The District has no investment policy dealing with investment custodial risk beyond the requirement in State statute that prohibits payment for investments prior to the delivery of the securities representing such investments to the Treasurer or qualified trustee.

**LEXINGTON LOCAL SCHOOL DISTRICT
RICHLAND COUNTY, OHIO**

**NOTES TO THE BASIC FINANCIAL STATEMENTS
FOR THE FISCAL YEAR ENDED JUNE 30, 2025**

NOTE 4 - DEPOSITS AND INVESTMENTS - (Continued)

Concentration of Credit Risk: The District places no limit on the amount that may be invested in any one issuer. The following table includes the percentage of each investment type held by the District at June 30, 2025:

<u>Investment type</u>	<u>Cost</u>	<u>% of Total</u>
FFCB	\$ 682,090	6.67
FHLB	1,149,803	11.24
FNMA	224,888	2.20
US Treasury bonds	246,813	2.41
US Treasury notes	532,438	5.21
Negotiable CDs	2,711,804	26.51
U.S. Govt money market	4,680,862	45.76
Total	<u>\$ 10,228,698</u>	<u>100.00</u>

D. Reconciliation of Cash and Investments to the Statement of Net Position

The following is a reconciliation of cash and investments as reported in the note above to cash as reported on the statement of net position as of June 30, 2025:

<u>Cash and investments per note</u>	
Carrying amount of deposits	\$ 6,455,910
Investments	10,228,698
Cash on hand	<u>100</u>
Total	<u>\$ 16,684,708</u>
 <u>Cash and investments per statement of net position</u>	
Governmental activities	<u>\$ 16,684,708</u>
Total	<u>\$ 16,684,708</u>

NOTE 5 - PROPERTY TAXES

Property taxes are levied and assessed on a calendar year basis while the District fiscal year runs from July through June. First half tax collections are received by the District in the second half of the fiscal year. Second half tax distributions occur in the first half of the following fiscal year.

Property taxes include amounts levied against all real property and public utility property. Real property tax revenues received in calendar year 2025 represent the collection of calendar year 2024 taxes. Real property taxes received in calendar year 2025 were levied after April 1, 2024, on the assessed values as of January 1, 2023, the lien date. Assessed values for real property taxes are established by State statute at 35 percent of appraised fair value. Real property taxes are payable annually or semiannually. If paid annually, payment is due December 31; if paid semiannually, the first payment is due December 31, with the remainder payable by June 20. Under certain circumstances, State statute permits alternate payment dates to be established. Public utility property tax revenues received in calendar year 2025 represent the collection of calendar year 2024 taxes. Public utility real and personal property taxes received in calendar year 2025 became a lien on December 31, 2023, were levied after April 1, 2024, and are collected with real property taxes. Public utility real property is assessed at 35 percent of true value; public utility tangible personal property is currently assessed at varying percentages of true value.

**LEXINGTON LOCAL SCHOOL DISTRICT
RICHLAND COUNTY, OHIO**

**NOTES TO THE BASIC FINANCIAL STATEMENTS
FOR THE FISCAL YEAR ENDED JUNE 30, 2025**

NOTE 5 - PROPERTY TAXES - (Continued)

The District receives property taxes from Richland and Morrow Counties. The County Auditors periodically advances to the District its portion of the taxes collected. Second-half real property tax payments collected by the County by June 30, 2025, are available to finance fiscal year 2025 operations. The amount of second-half real property taxes available for advance at fiscal year-end can vary based on the date the tax bills are sent.

The assessed values upon which the fiscal year 2025 taxes were collected are:

	2024 Second Half Collections		2025 First Half Collections	
	<u>Amount</u>	<u>Percent</u>	<u>Amount</u>	<u>Percent</u>
Agricultural/residential and other real estate	\$ 539,863,380	94.84%	\$ 541,540,220	94.59%
Public utility personal	<u>29,346,600</u>	<u>5.16%</u>	<u>30,993,230</u>	<u>5.41%</u>
Total	<u>\$ 569,209,980</u>	<u>100.00%</u>	<u>\$ 572,533,450</u>	<u>100.00%</u>
Tax rate per \$1,000 of assessed valuation	\$47.70		\$47.70	

NOTE 6 - LONG-TERM DEBT

The table that follows summarizes the changes in the District's long-term obligations during fiscal year 2025.

	<u>Balance 06/30/24</u>	<u>Additions</u>	<u>Reductions</u>	<u>Balance 06/30/25</u>	<u>Due Within One Year</u>
Governmental activities:					
General Obligation Bonds:					
Series 2019 A & B School Facilities					
Construction and Improvement Bonds	\$ 48,830,000	\$ -	\$ (1,290,000)	\$ 47,540,000	\$ 1,375,000
Tax Anticipation Notes Series 2025	<u>-</u>	<u>3,070,000</u>	<u>-</u>	<u>3,070,000</u>	<u>285,000</u>
Total governmental activities	<u>\$ 48,830,000</u>	<u>\$ 3,070,000</u>	<u>\$ (1,290,000)</u>	<u>\$ 50,610,000</u>	<u>\$ 1,660,000</u>

Series 2019 A & B School Facilities Construction and Improvement Bonds - On July 17, 2019, the District issued voted general obligation bonds in the amount of \$55,950,000 with interest rates ranging from 3.00% to 5.00%. The purpose of the bond issue was to fund the local share of construction on a new school building. The bonds were issued for a thirty-year period, with final maturity on October 1, 2049. Principal and interest is paid from the bond retirement fund.

**LEXINGTON LOCAL SCHOOL DISTRICT
RICHLAND COUNTY, OHIO**

**NOTES TO THE BASIC FINANCIAL STATEMENTS
FOR THE FISCAL YEAR ENDED JUNE 30, 2025**

NOTE 6 - LONG-TERM DEBT - (Continued)

Principal and interest requirements to retire the general obligation bonds outstanding at June 30, 2025, were as follows:

Fiscal Year Ending June 30,	General Obligation Bonds		
	Serial		
	Principal	Interest	Total
2026	\$ 1,375,000	\$ 1,685,056	\$ 3,060,056
2027	1,465,000	1,617,381	3,082,381
2028	1,560,000	1,545,431	3,105,431
2029	17,535,000	1,468,981	19,003,981
2030	-	783,406	783,406
2031-2035	1,585,000	3,893,255	5,478,255
2036-2040	3,310,000	3,282,830	6,592,830
2041-2045	8,505,000	2,682,155	11,187,155
2046-2050	12,205,000	977,267	13,182,267
Total	<u>\$ 47,540,000</u>	<u>\$ 17,935,762</u>	<u>\$ 65,475,762</u>

Tax Anticipation Notes Series 2025 - On March 12, 2025, the District issued tax anticipation notes in the amount of \$3,070,000 for the purpose of construction, enlarging and other improvement, furnishing and equipping of the Districts buildings and facilities. The interest rate on the notes is 3.83% with interest payments due on June 1 and December 1 of each year until final maturity at December 1, 2034. The debt will be retired through the bond retirement fund.

Principal and interest requirements to retire general obligation bonds and certificates of participation outstanding at June 30, 2025 are as follows:

Fiscal Year Ending	Tax Anticipation Notes		
	Principal	Interest	Total
2026	\$ 285,000	\$ 112,124	\$ 397,124
2027	265,000	101,591	366,591
2028	275,000	91,250	366,250
2029	285,000	80,526	365,526
2030	295,000	69,419	364,419
2031 - 2035	1,665,000	164,211	1,829,211
Total	<u>\$ 3,070,000</u>	<u>\$ 619,121</u>	<u>\$ 3,689,121</u>

Legal Debt Margin - The Ohio Revised Code provides that voted net general obligation debt of the District shall never exceed 9% of the total assessed valuation of the District. The code further provides that unvoted indebtedness shall not exceed 1/10 of 1% of the property valuation of the District. The code additionally states that unvoted indebtedness related to energy conservation debt shall not exceed 9/10 of 1% of the property valuation of the District. The assessed valuation used in determining the District's legal debt margin has been modified by House Bill 530 which became effective March 30, 2006. In accordance with House Bill 530, the assessed valuation used in the District's legal debt margin calculation excluded tangible personal property used in business, telephone or telegraph property, interexchange telecommunications company property, and personal property owned or leased by a railroad company and used in railroad operations. The effects of these debt limitations at June 30, 2025, are a voted debt margin of \$6,522,098 and an unvoted debt margin of \$572,533.

**LEXINGTON LOCAL SCHOOL DISTRICT
RICHLAND COUNTY, OHIO**

**NOTES TO THE BASIC FINANCIAL STATEMENTS
FOR THE FISCAL YEAR ENDED JUNE 30, 2025**

NOTE 6 - LONG-TERM DEBT - (Continued)

The District was not subject to state consents/special needs approval due to its participation in the Ohio Facilities Construction Commission (OFCC) program and qualifying for an exception to the approval requirements thereunder. Such an issue still counts toward the District's net indebtedness in any analysis for a subsequent bond issue.

NOTE 7 - OTHER EMPLOYEE BENEFITS

A. Compensated Absences

The criteria for determining vacation and sick leave benefits are derived from negotiated agreements and State laws. Classified employees earn five to twenty days of vacation per year, depending upon length of service. Accumulated unused vacation time is paid to classified employees upon termination of employment. Teachers do not earn vacation time.

Each employee earns sick leave at the rate of one and one-fourth days per month. Upon retirement, payment is made for forty percent of the total sick leave accumulation, up to a maximum accumulation of 250 days for both certificated and classified employees. An employee receiving such payment must meet the retirement provisions set by State Teachers Retirement System of Ohio and School Employees Retirement System.

B. Life Insurance

The District provides life insurance and accidental death and dismemberment insurance to most employees through OneAmerica.

NOTE 8 - RISK MANAGEMENT

A. Comprehensive

The District maintains comprehensive insurance coverage with private carriers for liability, real property, building contents and vehicles. Vehicle policies include liability coverage for bodily injury and property damage. In addition, real property contents are fully insured.

The District had the following coverages in effect for fiscal year 2025:

<u>Coverage</u>	<u>Limits of Coverage</u>	<u>Deductible</u>
General liability:		
Each occurrence	\$ 6,000,000	\$ -
Aggregate	8,000,000	-
Fleet:		
Comprehensive	6,000,000	1,000 buses / 250 other
Collision	1,000,000	1,000 buses / 500 other
Building and contents	110,008,747	1,000

Settled claims have not exceeded this commercial coverage in any of the past three years. There have been no significant reductions in coverage from the previous year.

**LEXINGTON LOCAL SCHOOL DISTRICT
RICHLAND COUNTY, OHIO**

**NOTES TO THE BASIC FINANCIAL STATEMENTS
FOR THE FISCAL YEAR ENDED JUNE 30, 2025**

NOTE 8 - RISK MANAGEMENT- (Continued)

B. Health Benefits

Medical/surgical and dental insurance is offered to employees through a self-insurance internal service fund. Monthly premiums are paid into the District's self-insurance fund. A third party administrator processes claims and pays the claims on the District's behalf from the self-insurance fund.

A comparison of self-insurance fund cash and investments to the actuarially-measured liability as of June 30, 2025 and 2024 follows:

	<u>2024</u>	<u>2025</u>
Cash and Investments	\$ 648,465	\$ 1,454,595
Actuarial Liabilities	239,700	233,100

Post employment health care is provided to plan participants or their beneficiaries through the respective retirement systems discussed in Note 10. As such, no funding provisions are required by the District.

C. Workers' Compensation

The District participates in the Ohio Association of School Business Officials and the Ohio School Boards Association Workers' Compensation Group Retrospective Rating Program (the "Program"). The Program's third party administrator is Sedgwick. Each year, the participating school districts pay an enrollment fee to the Program to cover the costs of administering the Program.

The intent of the Program is to achieve the benefit of a reduced premium for the District by reducing the District's individual rate based on prior claims. The District pays its workers' compensation premium to the State based on the individual rate and may also pay additional workers' compensation assessments. The District may also be eligible to receive a refund for overpayment of premiums.

NOTE 9 - DEFINED BENEFIT PENSION PLANS

The Statewide retirement systems provide both pension benefits and other postemployment benefits (OPEB).

Net Pension Liability/Net OPEB Liability/Asset

Pensions and OPEB are a component of exchange transactions - between an employer and its employees - of salaries and benefits for employee services. Pensions/OPEB are provided to an employee - on a deferred-payment basis - as part of the total compensation package offered by an employer for employee services each financial period.

The net pension/OPEB liability/asset represent the District's proportionate share of each pension/OPEB plan's collective actuarial present value of projected benefit payments attributable to past periods of service, net of each pension/OPEB plan's fiduciary net position. The net pension/OPEB liability/asset calculation is dependent on critical long-term variables, including estimated average life expectancies, earnings on investments, cost of living adjustments and others. While these estimates use the best information available, unknowable future events require adjusting these estimates annually.

The Ohio Revised Code limits the District's obligation for this liability to annually required payments. The District cannot control benefit terms or the manner in which pensions/OPEB are financed; however, the District does receive the benefit of employees' services in exchange for compensation including pension and OPEB.

**LEXINGTON LOCAL SCHOOL DISTRICT
RICHLAND COUNTY, OHIO**

**NOTES TO THE BASIC FINANCIAL STATEMENTS
FOR THE FISCAL YEAR ENDED JUNE 30, 2025**

NOTE 9 - DEFINED BENEFIT PENSION PLANS - (Continued)

GASB 68/75 assumes the liability is solely the obligation of the employer, because (1) they benefit from employee services; and (2) State statute requires funding to come from these employers. All pension contributions to date have come solely from these employers (which also includes pension costs paid in the form of withholdings from employees). The retirement systems may allocate a portion of the employer contributions to provide for these OPEB benefits. In addition, health care plan enrollees pay a portion of the health care costs in the form of a monthly premium. State statute requires the retirement systems to amortize unfunded pension liabilities within 30 years. If the pension amortization period exceeds 30 years, each retirement system's board must propose corrective action to the State legislature. Any resulting legislative change to benefits or funding could significantly affect the net pension/OPEB liability/asset. Resulting adjustments to the net pension/OPEB liability/asset would be effective when the changes are legally enforceable. The Ohio Revised Code permits, but does not require, the retirement systems to provide healthcare to eligible benefit recipients.

The net pension/net OPEB liability/asset are not reported on the face of the financial statements, but rather are disclosed in the notes because of the use of the cash basis framework.

The remainder of this note includes the required pension disclosures. See Note 10 for the required OPEB disclosures.

Plan Description - School Employees Retirement System (SERS)

Plan Description - The District's non-teaching employees participate in SERS, a cost-sharing multiple-employer defined benefit pension plan administered by SERS. SERS provides retirement, disability and survivor benefits, and death benefits to plan members and beneficiaries. Authority to establish and amend benefits is provided by Ohio Revised Code Chapter 3309. SERS issues a publicly available, stand-alone financial report that includes financial statements, required supplementary information and detailed information about SERS' fiduciary net position. That report can be obtained by visiting the SERS website at www.ohsers.org under Employers/Audit Resources.

Age and service requirements for retirement are as follows:

	Eligible to Retire before August 1, 2017 *	Eligible to Retire on or after August 1, 2017
Full benefits	Any age with 30 years of service credit	Age 67 with 10 years of service credit; or Age 57 with 30 years of service credit
Actuarially reduced benefits	Age 60 with 5 years of service credit; or Age 55 with 25 years of service credit	Age 62 with 10 years of service credit; or Age 60 with 25 years of service credit

* Members with 25 years of service credit as of August 1, 2017 will be included in this plan.

Annual retirement benefits are calculated based on final average salary multiplied by a percentage that varies based on years of service; 2.2% for the first thirty years of service and 2.5% for years of service credit over 30. Final average salary is the average of the highest three years of salary.

An individual whose benefit effective date is before April 1, 2018, is eligible for a cost-of-living adjustment (COLA) on the first anniversary date of the benefit. New benefit recipients must wait until the fourth anniversary of their benefit for COLA eligibility. The COLA is added each year to the base benefit amount on the anniversary date of the benefit. The COLA is indexed to the percentage increase in the CPI-W, not to exceed 2.5% and with a floor of 0%. A three-year COLA suspension was in effect for all benefit recipients for the years 2018, 2019, and 2020. The Retirement Board approved a 2.5% cost-of-living adjustment (COLA) for calendar year 2024.

**LEXINGTON LOCAL SCHOOL DISTRICT
RICHLAND COUNTY, OHIO**

**NOTES TO THE BASIC FINANCIAL STATEMENTS
FOR THE FISCAL YEAR ENDED JUNE 30, 2025**

NOTE 9 - DEFINED BENEFIT PENSION PLANS - (Continued)

Funding Policy - Plan members are required to contribute 10.00% of their annual covered salary and the District is required to contribute 14.00% of annual covered payroll. The contribution requirements of plan members and employers are established and may be amended by the SERS' Retirement Board up to statutory maximum amounts of 10.00% for plan members and 14.00% for employers. The Retirement Board, acting with the advice of the actuary, allocates the employer contribution rate among four of the System's funds (Pension Trust Fund, Death Benefit Fund, Medicare B Fund, and Health Care Fund). For the fiscal year ended June 30, 2025, the allocation to pension, death benefits, and Medicare B was 14.00%. For fiscal year 2025, the Retirement Board did not allocate any employer contribution to the Health Care Fund.

The District's contractually required contribution to SERS was \$589,022 for fiscal year 2025.

Plan Description - State Teachers Retirement System (STRS)

Plan Description - Licensed teachers and other faculty members participate in STRS, a cost-sharing multiple-employer public employee retirement system administered by STRS. STRS provides retirement and disability benefits to members and death and survivor benefits to beneficiaries. STRS issues a stand-alone financial report that includes financial statements, required supplementary information and detailed information about STRS' fiduciary net position. That report can be obtained by writing to STRS, 275 E. Broad St., Columbus, OH 43215-3771, by calling (888) 227-7877, or by visiting the STRS website at www.strsoh.org.

New members have a choice of three retirement plans: a Defined Benefit (DB) Plan, a Defined Contribution (DC) Plan and a Combined (CO) Plan. Benefits are established by Ohio Revised Code Chapter 3307.

The DB plan offers an annual retirement allowance based on final average salary multiplied by a percentage that varies based on years of service. The calculation is 2.2 percent of final average salary for the five highest years of earnings multiplied by all years of credited service. Effective August 1, 2023, any member can retire with unreduced benefits with 34 years of services credit at any age; or five years of service credit and age 65. Effective June 1, 2025 - July 1, 2027, any member can retire with unreduced benefits with 33 years of service credit at any age; or five years of service credit and age 65. Effective on or after August 1, 2027, any member can retire with unreduced benefits with 34 years of service credit at any age; or five years of service credit and age 65.

In April 2017, the Retirement Board made the decision to reduce COLA granted on or after July 1, 2017, to 0 percent upon a determination by its actuary that it was necessary to preserve the fiscal integrity of the retirement system. Benefit recipients' base benefit and past cost-of living increases are not affected by this change. Effective July 1, 2022, an ad-hoc COLA of 3 percent of the base benefit was granted to eligible benefit recipients to begin on the anniversary of their retirement benefit in fiscal year 2023 as long as they retired prior to July 1, 2018. Effective July 1, 2023, a permanent 1 percent COLA of the base benefit was granted to eligible benefit recipients to begin on the anniversary of their retirement benefit in fiscal year 2024 as long as they retired prior to July 1, 2019.

Eligibility changes for DB Plan members who retire with actuarially reduced benefits effective August 1, 2023, can retire with 29 years of service credit at any age; or five years of service credit and age 60. Effective June 1, 2025 - July 1, 2027, retirement eligibility for reduced benefits is 28 years of service credit at any age; or five years of service credit and age 60. Effective on or after August 1, 2027, retirement eligibility for reduced benefits is 29 years of service credit at any age; or five years of service credit and age 60.

The DC Plan allows members to place all of their member contributions and 11.09% of the 14% employer contributions into an investment account. The member determines how to allocate the member and employer money among various investment choices offered by STRS. The remaining 2.91% of the 14% employer rate is allocated to the defined benefit unfunded liability. A member is eligible to receive a retirement benefit at age 50 and termination of employment. The member may elect to receive a lifetime monthly annuity or a lump sum withdrawal.

**LEXINGTON LOCAL SCHOOL DISTRICT
RICHLAND COUNTY, OHIO**

**NOTES TO THE BASIC FINANCIAL STATEMENTS
FOR THE FISCAL YEAR ENDED JUNE 30, 2025**

NOTE 9 - DEFINED BENEFIT PENSION PLANS - (Continued)

The Combined Plan offers features of both the DB Plan and the DC Plan. In the Combined Plan, 12% of the 14% member rate is deposited into the member's DC account and the remaining 2% is applied to the DB Plan. Member contributions to the DC Plan are allocated among investment choices by the member, and contributions to the DB Plan from the employer and the member are used to fund the defined benefit payment at a reduced level from the regular DB Plan. The defined benefit portion of the Combined Plan payment is payable to a member on or after age 60 with five years of service. The defined contribution portion of the account may be taken as a lump sum payment or converted to a lifetime monthly annuity at age 50 and after termination of employment.

New members who choose the DC Plan or Combined Plan will have another opportunity to reselect a permanent plan during their fifth year of membership. Members may remain in the same plan or transfer to another STRS plan. The optional annuitization of a member's defined contribution account or the defined contribution portion of a member's Combined Plan account to a lifetime benefit results in STRS bearing the risk of investment gain or loss on the account. STRS has therefore included all three plan options as one defined benefit plan for GASB 68 reporting purposes.

A DB or Combined Plan member with five or more years of credited service, who is determined to be disabled, may qualify for a disability benefit. New members, on or after July 1, 2013, must have at least ten years of qualifying service credit to apply for disability benefits. Members in the DC Plan who become disabled are entitled only to their account balance. Eligible survivors of members who die before service retirement may qualify for monthly benefits. If a member of the DC Plan dies before retirement benefits begin, the member's designated beneficiary is entitled to receive the member's account balance.

Funding Policy - Employer and member contribution rates are established by the State Teachers Retirement Board and limited by Chapter 3307 of the Ohio Revised Code. The fiscal year 2025 employer and employee contribution rate of 14% was equal to the statutory maximum rates. For fiscal year 2025, the full employer contribution was allocated to pension.

The District's contractually required contribution to STRS was \$1,704,759 for fiscal year 2025.

Net Pension Liability

The net pension liability was measured as of June 30, 2024, and the total pension liability used to calculate the net pension liability was determined by an actuarial valuation as of that date. The District's proportion of the net pension liability was based on the District's share of contributions to the pension plan relative to the contributions of all participating entities.

Following is information related to the proportionate share:

	<u>SERS</u>	<u>STRS</u>	<u>Total</u>
Proportion of the net pension liability prior measurement date	0.112061400%	0.082200300%	
Proportion of the net pension liability current measurement date	<u>0.107018800%</u>	<u>0.083400670%</u>	
Change in proportionate share	<u>-0.005042600%</u>	<u>0.001200370%</u>	
Proportionate share of the net pension liability	\$ 5,474,652	\$ 16,047,636	\$ 21,522,288

**LEXINGTON LOCAL SCHOOL DISTRICT
RICHLAND COUNTY, OHIO**

**NOTES TO THE BASIC FINANCIAL STATEMENTS
FOR THE FISCAL YEAR ENDED JUNE 30, 2025**

NOTE 9 - DEFINED BENEFIT PENSION PLANS - (Continued)

Actuarial Assumptions - SERS

SERS' total pension liability was determined by their actuaries in accordance with GASB Statement No. 67, as part of their annual actuarial valuation for each defined benefit retirement plan. Actuarial valuations of an ongoing plan involve estimates of the value of reported amounts (e.g., salaries, credited service) and assumptions about the probability of occurrence of events far into the future (e.g., mortality, disabilities, retirements, employment terminations). Actuarially determined amounts are subject to continual review and potential modifications, as actual results are compared with past expectations and new estimates are made about the future.

Projections of benefits for financial reporting purposes are based on the substantive plan (the plan as understood by the employers and plan members) and include the types of benefits provided at the time of each valuation and the historical pattern of sharing benefit costs between the employers and plan members to that point. The projection of benefits for financial reporting purposes does not explicitly incorporate the potential effects of legal or contractual funding limitations. Future benefits for all current plan members were projected through 2137.

Actuarial calculations reflect a long-term perspective. For a newly hired employee, actuarial calculations will take into account the employee's entire career with the employer and also take into consideration the benefits, if any, paid to the employee after termination of employment until the death of the employee and any applicable contingent annuitant. In many cases actuarial calculations reflect several decades of service with the employer and the payment of benefits after termination.

Key methods and assumptions used in calculating the total pension liability in the latest actuarial valuation, prepared as of June 30, 2024 and June 30, 2023, are presented below:

	June 30, 2024	June 30, 2023
Inflation	2.40%	2.40%
Future salary increases, including inflation	3.25% to 13.58%	3.25% to 13.58%
COLA or ad hoc COLA	2.00% on or after April 1, 2018, COLAs for future retirees will be delayed for 3 years following commencement	2.00% on or after April 1, 2018, COLAs for future retirees will be delayed for 3 years following commencement
Investment rate of return	7.00% net of system expenses	7.00% net of system expenses
Actuarial cost method	Entry age normal (level percent of payroll)	Entry age normal (level percent of payroll)

In 2024, mortality rates were based on the following:

Service Retirement: PUB-2010 General Employee Amount Weighted Below Median Healthy Retiree mortality table projected to 2017 with ages set forward 1 year and adjusted 94.20% for males and set forward 2 years and adjusted 81.35% for females. Future improvement in mortality rates is reflected by applying the MP-2020 projection scale generationally.

Disabled Retirement: PUB-2010 General Disabled Retiree mortality table projected to 2017 with ages set forward 5 years and adjusted 103.3% for males and set forward 3 years and adjusted 106.8% for females. Future improvement in mortality rates is reflected by applying the MP-2020 projection scale generationally.

Contingent Survivor: PUB-2010 General Amount Weighted Below Median Contingent Survivor mortality table projected to 2017 with ages set forward 1 year and adjusted 105.5% for males and adjusted 122.5% for females. Future improvement in mortality rates is reflected by applying the MP-2020 projection scale generationally.

**LEXINGTON LOCAL SCHOOL DISTRICT
RICHLAND COUNTY, OHIO**

**NOTES TO THE BASIC FINANCIAL STATEMENTS
FOR THE FISCAL YEAR ENDED JUNE 30, 2025**

NOTE 9 - DEFINED BENEFIT PENSION PLANS - (Continued)

In the prior measurement date, mortality rates were based on the PUB-2010 General Employee Amount Weighted Below Median Healthy Retiree mortality table projected to 2017 with ages set forward 1 year and adjusted 94.20% for males and set forward 2 years and adjusted 81.35% for females. Mortality among disabled members were based upon the PUB-2010 General Disabled Retiree mortality table projected to 2017 with ages set forward 5 years and adjusted 103.3% for males and set forward 3 years and adjusted 106.8% for females. Future improvement in mortality rates is reflected by applying the MP-2020 projection scale generationally.

The most recent experience study was completed for the five-year period ended June 30, 2020.

The long-term return expectation for the Pension Plan Investments has been determined by using a building-block approach and assumes a time horizon, as defined in SERS' *Statement of Investment Policy*. Ohio Revised Code Section 3309.15 and the Board-adopted Investment Policy govern investment activity at SERS. A forecasted rate of inflation serves as the baseline for the return expectation. Various real return premiums over the baseline inflation rate have been established for each asset class. The long-term expected nominal rate of return has been determined by calculating a weighted average of the expected real return premiums for each asset class, adding the projected inflation rate, and adding the expected return from rebalancing uncorrelated asset classes.

As of June 30, 2024:

Asset Class	Target Allocation	Long-Term Expected Real Rate of Return (geometric)
Cash	3.00 %	0.97 %
US Equity	22.00	4.68
Non-US Equity Developed	12.00	4.96
Non-US Equity Emerging	6.00	5.66
Fixed Income/Global Bonds	18.00	2.38
Private Equity	14.00	7.10
Real Estate	13.00	3.64
Infrastructure	7.00	4.80
Private Debt/Private Credit	5.00	5.86
Total	100.00 %	

Discount Rate - Total pension liability for 2024 was calculated using the discount rate of 7.00%. The discount rate determination did not use a municipal bond rate. The projection of cash flows used to determine the discount rate assumed that employers would contribute the actuarially determined contribution rate of projected compensation over the remaining 20-year amortization period of the unfunded actuarial accrued liability. The actuarially determined contribution rate for fiscal year 2024 was 14%. Projected inflows from investment earnings were calculated using the long-term assumed investment rate of return, 7.00%. Based on those assumptions, the plan's fiduciary net position was projected to be available to make all future benefit payments of current plan members. Therefore, the long-term expected rate of return on pension plan investments was applied to all periods of projected benefits to determine the total pension liability. The annual money-weighted rate of return, calculated as the internal rate of return on pension plan investments, for fiscal year 2024 was 9.31%.

Sensitivity of the District's Proportionate Share of the Net Pension Liability to Changes in the Discount Rate - Net pension liability is sensitive to changes in the discount rate, and to illustrate the potential impact the following table presents the proportionate share of the net pension liability calculated using the discount rate of 7.00%, as well as what the proportionate share of the net pension liability would be if it were calculated using a discount rate that is one percentage point lower (6.00%), or one percentage point higher (8.00%) than the current rate.

**LEXINGTON LOCAL SCHOOL DISTRICT
RICHLAND COUNTY, OHIO**

**NOTES TO THE BASIC FINANCIAL STATEMENTS
FOR THE FISCAL YEAR ENDED JUNE 30, 2025**

NOTE 9 - DEFINED BENEFIT PENSION PLANS - (Continued)

	1% Decrease	Current Discount Rate	1% Increase
District's proportionate share of the net pension liability	\$ 8,375,457	\$ 5,474,652	\$ 3,032,327

Actuarial Assumptions - STRS

Key methods and assumptions used in the latest actuarial valuation, reflecting experience study results used in the June 30, 2024 and June 30, 2023, actuarial valuations are presented below:

	June 30, 2024	June 30, 2023
Inflation	2.50%	2.50%
Projected salary increases	Varies by service from 2.50% to 8.50%	Varies by service from 2.50% to 8.50%
Investment rate of return	7.00%, net of investment expenses, including inflation	7.00%, net of investment expenses, including inflation
Discount rate of return	7.00%	7.00%
Payroll increases	3.00%	3.00%
Cost-of-living adjustments (COLA)	0.00%, effective July 1, 2017	0.00%, effective July 1, 2017

For the June 30, 2024 actuarial valuation, post-retirement mortality rates are based on the Pub-2010 Teachers Healthy Annuitant Mortality Table, adjusted 110% for males, projected forward generationally using mortality improvement scale MP-2020. Pre-retirement mortality rates are based on Pub-2010 Teachers Employee Table adjusted 95% for females, projected forward generationally using mortality improvement scale MP-2020. Post-retirement disabled mortality rates are based on Pub-2010 Teachers Disabled Annuitant Table projected forward generationally using mortality improvement scale MP-2020.

For the prior measurement date, post-retirement mortality rates are based on the Pub-2010 Teachers Healthy Annuitant Mortality Table, adjusted 110% for males, projected forward generationally using mortality improvement scale MP-2020. Pre-retirement mortality rates are based on Pub-2010 Teachers Employee Table adjusted 95% for females, projected forward generationally using mortality improvement scale MP-2020. Post-retirement disabled mortality rates are based on Pub-2010 Teachers Disabled Annuitant Table projected forward generationally using mortality improvement scale MP-2020.

Actuarial assumptions used in the June 30, 2024 valuation are based on the results of an actuarial experience study for the period July 1, 2015 through June 30, 2021. An actuarial experience study is done on a quinquennial basis.

**LEXINGTON LOCAL SCHOOL DISTRICT
RICHLAND COUNTY, OHIO**

**NOTES TO THE BASIC FINANCIAL STATEMENTS
FOR THE FISCAL YEAR ENDED JUNE 30, 2025**

NOTE 9 - DEFINED BENEFIT PENSION PLANS - (Continued)

STRS' investment consultant develops an estimate range for the investment return assumption based on the target allocation adopted by the Retirement Board. The target allocation and long-term expected rate of return for each major asset class are summarized as follows:

Asset Class	Target Allocation*	Long-Term Expected Real Rate of Return **
Domestic Equity	26.00 %	6.90 %
International Equity	22.00	7.70
Alternatives	19.00	9.10
Fixed Income	22.00	4.50
Real Estate	10.00	5.10
Liquidity Reserves	1.00	2.40
Total	<u>100.00 %</u>	

* Final target weights reflected at October 1, 2022.

**10-Year annualized geometric nominal returns, which include the real rate of return and inflation of 2.40% and is net of investment expenses. Over a 30-year period, STRS' investment consultant indicates that the above target allocations should generate a return above the actuarial rate of return, without net value added by management.

Discount Rate - The discount rate used to measure the total pension liability was 7.00% as of June 30, 2024. The projection of cash flows used to determine the discount rate assumes that member and employer contributions will be made at the statutory contribution rates in accordance with the rates described previously. For this purpose, only employer contributions that are intended to fund benefits of current plan members and their beneficiaries are included. Based on those assumptions, STRS' fiduciary net position was projected to be available to make all projected future benefit payments to current plan members as of June 30, 2024. Therefore, the long-term expected rate of return on pension plan investments of 7.00% was applied to all periods of projected benefit payments to determine the total pension liability as of June 30, 2024.

Sensitivity of the District's Proportionate Share of the Net Pension Liability to Changes in the Discount Rate - The following table represents the proportionate share of the net pension liability calculated using the current period discount rate assumption of 7.00%, as well as what the proportionate share of the net pension liability would be if it were calculated using a discount rate that is one percentage point lower (6.00%) or one percentage point higher (8.00%) than the current assumption:

	1% Decrease	Current Discount Rate	1% Increase
District's proportionate share of the net pension liability	\$ 25,887,650	\$ 16,047,636	\$ 7,724,676

Assumption and Benefit Changes Since the Prior Measurement Date - The discount rate remained at 7.00% for June 30, 2024 valuation.

Retirement rates were extended to younger ages intended to ensure that the ranges in retirement eligibility impacted participants at such ages.

Demographic assumptions were changed based on the actuarial experience study for the period July 1, 2015 through June 30, 2021.

**LEXINGTON LOCAL SCHOOL DISTRICT
RICHLAND COUNTY, OHIO**

**NOTES TO THE BASIC FINANCIAL STATEMENTS
FOR THE FISCAL YEAR ENDED JUNE 30, 2025**

NOTE 10 - DEFINED BENEFIT OPEB PLANS

Net OPEB Liability/Asset

See Note 9 for a description of the net OPEB liability/asset.

Plan Description - School Employees Retirement System (SERS)

Health Care Plan Description - The District contributes to the SERS Health Care Fund, administered by SERS for non-certificated retirees and their beneficiaries. For GASB 75 purposes, this plan is considered a cost-sharing other postemployment benefit (OPEB) plan. SERS' Health Care Plan provides healthcare benefits to eligible individuals receiving retirement, disability, and survivor benefits, and to their eligible dependents. Members who retire after June 1, 1986, need 10 years of service credit, exclusive of most types of purchased credit, to qualify to participate in SERS' health care coverage. The following types of credit purchased after January 29, 1981, do not count toward health care coverage eligibility: military, federal, out-of-state, municipal, private school, exempted, and early retirement incentive credit. In addition to age and service retirees, disability benefit recipients and beneficiaries who are receiving monthly benefits due to the death of a member or retiree, are eligible for SERS' health care coverage. Most retirees and dependents choosing SERS' health care coverage are over the age of 65 and therefore enrolled in a fully insured Medicare Advantage plan; however, SERS maintains a traditional, self-insured preferred provider organization for its non-Medicare retiree population. For both groups, SERS offers a self-insured prescription drug program. Health care is a benefit that is permitted, not mandated, by statute. The financial report of the Plan is included in the SERS Annual Comprehensive Financial Report which can be obtained on SERS' website at www.ohsers.org under Employers/Audit Resources.

The Health Care program is financed through a combination of employer contributions, recipient premiums, investment returns, and any funds received on behalf of SERS' participation in Medicare programs. The System's goal is to maintain a health care reserve account with a 20-year solvency period in order to ensure that fluctuations in the cost of health care do not cause an interruption in the program. However, during any period in which the 20-year solvency period is not achieved, the System shall manage the Health Care Fund on a pay-as-you-go basis.

Access to health care for retirees and beneficiaries is permitted in accordance with Section 3309 of the Ohio Revised Code. The Health Care Fund was established and is administered in accordance with Internal Revenue Code Section 105(e). SERS' Retirement Board reserves the right to change or discontinue any health plan or program. Active employee members do not contribute to the Health Care Plan. The SERS Retirement Board established the rules for the premiums paid by the retirees for health care coverage for themselves and their dependents or for their surviving beneficiaries. Premiums vary depending on the plan selected, qualified years of service, Medicare eligibility, and retirement status.

Funding Policy - State statute permits SERS to fund the health care benefits through employer contributions. Each year, after the allocation for statutorily required pensions and benefits, the Retirement Board may allocate the remainder of the employer contribution of 14% of covered payroll to the Health Care Fund in accordance with the funding policy. For the fiscal year ended June 30, 2025, SERS did not allocate any employer contributions to post-employment health care. An additional health care surcharge on employers is collected for employees earning less than an actuarially determined minimum compensation amount, pro-rated if less than a full year of service credit was earned. For fiscal year 2025, this amount was \$30,000. Statutes provide that no employer shall pay a health care surcharge greater than 2% of that employer's SERS-covered payroll; nor may SERS collect in aggregate more than 1.5% of the total statewide SERS-covered payroll for the health care surcharge. For fiscal year 2025, the District's surcharge obligation was \$73,614.

The surcharge added to the allocated portion of the 14% employer contribution rate is the total amount assigned to the Health Care Fund. The District's contractually required contribution to SERS was \$73,614 for fiscal year 2025.

**LEXINGTON LOCAL SCHOOL DISTRICT
RICHLAND COUNTY, OHIO**

**NOTES TO THE BASIC FINANCIAL STATEMENTS
FOR THE FISCAL YEAR ENDED JUNE 30, 2025**

NOTE 10 - DEFINED BENEFIT OPEB PLANS - (Continued)

Plan Description - State Teachers Retirement System (STRS)

Plan Description - The State Teachers Retirement System of Ohio (STRS) administers a cost-sharing Health Plan administered for eligible retirees who participated in the defined benefit or combined pension plans offered by STRS. Ohio law authorizes STRS to offer this plan. Benefits include hospitalization, physicians' fees, prescription drugs and partial reimbursement of monthly Medicare Part B premiums. Health care premiums were reduced by a Medicare Part B premium credit beginning in 2023. The Plan is included in the report of STRS which can be obtained by visiting www.strsoh.org or by calling (888) 227-7877.

Medicare Part D is a federal program to help cover the costs of prescription drugs for Medicare beneficiaries. This program allows STRS Ohio to recover part of the cost for providing prescription coverage since all eligible STRS Ohio health care plans include creditable prescription drug coverage.

Funding Policy - Ohio Revised Code Chapter 3307 authorizes STRS to offer the Plan and gives the Retirement Board discretionary authority over how much, if any, of the health care costs will be absorbed by STRS. Active employee members do not contribute to the Health Care Plan. All benefit recipients pay a portion of the health care costs in the form of a monthly premium. Under Ohio law, funding for post-employment health care may be deducted from employer contributions, currently 14% of covered payroll. For the fiscal year ended June 30, 2025, STRS did not allocate any employer contributions to post-employment health care.

Net OPEB Liability/Asset

The net OPEB liability/asset was measured as of June 30, 2024, and the total OPEB liability used to calculate the net OPEB liability/asset was determined by an actuarial valuation as of that date. The District's proportion of the net OPEB liability/asset was based on the District's share of contributions to the respective retirement systems relative to the contributions of all participating entities.

Following is information related to the proportionate share:

	<u>SERS</u>	<u>STRS</u>	<u>Total</u>
Proportion of the net OPEB liability/asset prior measurement date	0.114312400%	0.082200300%	
Proportion of the net OPEB liability/asset current measurement date	<u>0.108313000%</u>	<u>0.083400670%</u>	
Change in proportionate share	<u>-0.005999400%</u>	<u>0.001200370%</u>	
Proportionate share of the net OPEB liability	\$ 1,103,163	\$ -	\$ 1,103,163
Proportionate share of the net OPEB asset	\$ -	\$ (1,581,951)	\$ (1,581,951)

Actuarial Assumptions - SERS

The total OPEB liability is determined by SERS' actuaries in accordance with GASB Statement No. 74, as part of their annual actuarial valuation for each retirement plan. Actuarial valuations of an ongoing plan involve estimates of the value of reported amounts (e.g., salaries, credited service) and assumptions about the probability of occurrence of events far into the future (e.g., mortality, disabilities, retirements, employment terminations). Actuarially determined amounts are subject to continual review and potential modifications, as actual results are compared with past expectations and new estimates are made about the future.

**LEXINGTON LOCAL SCHOOL DISTRICT
RICHLAND COUNTY, OHIO**

**NOTES TO THE BASIC FINANCIAL STATEMENTS
FOR THE FISCAL YEAR ENDED JUNE 30, 2025**

NOTE 10 - DEFINED BENEFIT OPEB PLANS - (Continued)

Projections of benefits for financial reporting purposes are based on the substantive plan (the plan as understood by the employers and plan members) and include the types of benefits provided at the time of each valuation and the historical pattern of sharing benefit costs between the employers and plan members to that point. The projection of benefits for financial reporting purposes does not explicitly incorporate the potential effects of legal or contractual funding limitations.

Actuarial calculations reflect a long-term perspective. For a newly hired employee, actuarial calculations will take into account the employee's entire career with the employer and also take into consideration the benefits, if any, paid to the employee after termination of employment until the death of the employee and any applicable contingent annuitant. In many cases, actuarial calculations reflect several decades of service with the employer and the payment of benefits after termination.

Key methods and assumptions used in calculating the total OPEB liability in the latest actuarial valuation date of June 30, 2024 and June 30, 2023 are presented below:

	June 30, 2024	June 30, 2023
Inflation	2.40%	2.40%
Future salary increases, including inflation	3.25% to 13.58%	3.25% to 13.58%
Investment rate of return	7.00% net of investment expense, including inflation	7.00% net of investment expense, including inflation
Actuarial cost method	Entry Age Normal (Level Percent Payroll)	Entry Age Normal (Level Percent Payroll)
Fiduciary net position is projected to be depleted		
Municipal bond index rate	3.93%	3.86%
Single equivalent interest rate, net of plan investment expense, including price inflation	4.88%	4.27%
Medical trend assumption	7.00 to 4.40%	6.75 to 4.40%

In 2024, the following mortality assumptions were used:

Healthy Retirees - PUB-2010 General Employee Amount Weighted Below Median Healthy Retiree mortality table projected to 2017 with ages set forward 1 year and adjusted 94.20% for males and set forward 2 years and adjusted 81.35% for females.

Disabled Retirees - PUB-2010 General Disabled Retiree mortality table projected to 2017 with ages set forward 5 years and adjusted 103.3% for males and set forward 3 years and adjusted 106.8% for females.

Contingent Survivors - PUB-2010 General Amount Weighted Below Median Contingent Survivor mortality table projected to 2017 with ages set forward 1 year and adjusted 105.5% for males and adjusted 122.5% for females.

Actives - PUB-2010 General Amount Weighted Below Median Employee mortality table.

Mortality Projection - Mortality rates are projected using a fully generational projection with Scale MP-2020.

In the prior measurement date, the following mortality assumptions were used:

Healthy Retirees - PUB-2010 General Employee Amount Weighted Below Median Healthy Retiree mortality table projected to 2017 with ages set forward 1 year and adjusted 94.20% for males and set forward 2 years and adjusted 81.35% for females.

**LEXINGTON LOCAL SCHOOL DISTRICT
RICHLAND COUNTY, OHIO**

**NOTES TO THE BASIC FINANCIAL STATEMENTS
FOR THE FISCAL YEAR ENDED JUNE 30, 2025**

NOTE 10 - DEFINED BENEFIT OPEB PLANS - (Continued)

Disabled Retirees - PUB-2010 General Disabled Retiree mortality table projected to 2017 with ages set forward 5 years and adjusted 103.3% for males and set forward 3 years and adjusted 106.8% for females.

Contingent Survivors - PUB-2010 General Amount Weighted Below Median Contingent Survivor mortality table projected to 2017 with ages set forward 1 year and adjusted 105.5% for males and adjusted 122.5% for females.

Actives - PUB-2010 General Amount Weighted Below Median Employee mortality table.

Mortality Projection - Mortality rates are projected using a fully generational projection with Scale MP-2020.

The most recent experience study was completed for the five-year period ended June 30, 2020.

The long-term expected rate on plan assets of return on plan assets is reviewed as part of the actuarial five-year experience study. The most recent five-year experience study was performed for the period covering fiscal years 2016 through 2020, and was adopted by the Board on April 15, 2021. Several factors are considered in evaluating the long-term rate of return assumption including long-term historical data, estimates inherent in current market data, and a long-normal distribution analysis in which best estimate ranges of expected future real rates of return (expected return, net of investment expense and inflation) were developed by the investment consultant for each major asset class. These ranges were combined to produce the long-term expected rate of return, 7.00%, by weighting the expected future real rates of return by the target asset allocation percentage and then adding expected inflation. The assumption is intended to be a long-term assumption and is not expected to change absent a significant change in the asset allocation, a change in the inflation assumption, or a fundamental change in the market that alters expected returns in future years.

The long-term expected nominal rate of return has been determined by calculating a weighted average of the expected real return premiums for each asset class, adding the projected inflation rate, and adding the expected return from rebalancing uncorrelated asset classes.

As of June 30, 2024:

<u>Asset Class</u>	<u>Target Allocation</u>	<u>Long-Term Expected Real Rate of Return (geometric)</u>
Cash	3.00 %	0.97 %
US Equity	22.00	4.68
Non-US Equity Developed	12.00	4.96
Non-US Equity Emerging	6.00	5.66
Fixed Income/Global Bonds	18.00	2.38
Private Equity	14.00	7.10
Real Estate	13.00	3.64
Infrastructure	7.00	4.80
Private Debt/Private Credit	5.00	5.86
Total	<u>100.00 %</u>	

**LEXINGTON LOCAL SCHOOL DISTRICT
RICHLAND COUNTY, OHIO**

**NOTES TO THE BASIC FINANCIAL STATEMENTS
FOR THE FISCAL YEAR ENDED JUNE 30, 2025**

NOTE 10 - DEFINED BENEFIT OPEB PLANS - (Continued)

Discount Rate - The discount rate used to measure the total OPEB liability at June 30, 2024, was 4.88%. The discount rate used to measure total OPEB liability prior to June 30, 2024, was 4.27%. The projection of cash flows used to determine the discount rate assumed that contributions will be made from members and the System at the contribution rate of 1.50% of projected covered payroll each year, which includes a 1.50% payroll surcharge and no contributions from the basic benefits plan. Based on these assumptions, the OPEB plan's fiduciary net position is projected to be depleted in 2059 by SERS' actuaries. The Fidelity General Obligation 20-year Municipal Bond Index Rate was used in the determination of the single equivalent interest rate for both the June 30, 2023 and the June 30, 2024 total OPEB liability. The Municipal Bond Index Rate is the single rate that will generate a present value of benefit payments equal to the sum of the present value determined by the long-term expected rate of return, and the present value determined by discounting those benefits after the date of depletion. The Municipal Bond Index Rate was 3.93% at June 30, 2024 and 3.86% at June 30, 2023.

Sensitivity of the District's Proportionate Share of the Net OPEB Liability to Changes in the Discount Rate and Changes in the Health Care Cost Trend Rates - The net OPEB liability is sensitive to changes in the discount rate and the health care cost trend rate. The following table presents the proportionate share of the net OPEB liability, what the proportionate share of the net OPEB liability would be if it were calculated using a discount rate that is 1 percentage point lower (3.88%) and higher (5.88%) than the current discount rate (4.88%). Also shown is what the proportionate share of the net OPEB liability would be based on health care cost trend rates that are 1 percentage point lower (6.00% decreasing to 3.40%) and higher (8.00% decreasing to 5.40%) than the current rate (7.00% decreasing to 4.40%).

	<u>1% Decrease</u>	<u>Current Discount Rate</u>	<u>1% Increase</u>
District's proportionate share of the net OPEB liability	\$ 1,471,028	\$ 1,103,163	\$ 810,844

	<u>1% Decrease</u>	<u>Current Trend Rate</u>	<u>1% Increase</u>
District's proportionate share of the net OPEB liability	\$ 745,697	\$ 1,103,163	\$ 1,573,023

**LEXINGTON LOCAL SCHOOL DISTRICT
RICHLAND COUNTY, OHIO**

**NOTES TO THE BASIC FINANCIAL STATEMENTS
FOR THE FISCAL YEAR ENDED JUNE 30, 2025**

NOTE 10 - DEFINED BENEFIT OPEB PLANS - (Continued)

Actuarial Assumptions - STRS

Key methods and assumptions used in the latest actuarial valuation, reflecting experience study results used in the June 30, 2024 actuarial valuation, compared with June 30, 2023 actuarial valuation, are presented below:

	June 30, 2024		June 30, 2023	
Projected salary increases	Varies by service from 2.50% to 8.50%		Varies by service from 2.50% to 8.50%	
Investment rate of return	7.00%, net of investment expenses, including inflation		7.00%, net of investment expenses, including inflation	
Payroll increases	3.00%		3.00%	
Discount rate of return	7.00%		7.00%	
Health care cost trends	Initial	Ultimate	Initial	Ultimate
Medical				
Pre-Medicare	7.50%	3.94%	7.50%	4.14%
Medicare	-112.22%	3.94%	-10.94%	4.14%
Prescription Drug				
Pre-Medicare	8.00%	3.94%	-11.95%	4.14%
Medicare	-15.14%	3.94%	1.33%	4.14%

Projections of benefits include the historical pattern of sharing benefit costs between the employers and retired plan members.

For the June 30, 2024 actuarial valuation, for healthy retirees the post-retirement mortality rates are based on the Pub-2010 Teachers Healthy Annuitant Mortality Table, adjusted 110% for males, projected forward generationally using mortality improvement scale MP-2020; pre-retirement mortality rates are based on Pub-2010 Teachers Employee Table adjusted 95% for females, projected forward generationally using mortality improvement scale MP-2020. For disabled retirees, mortality rates are based on the Pub-2010 Teachers Disabled Annuitant Table projected forward generationally using mortality improvement scale MP-2020.

For the prior measurement date, for healthy retirees the post-retirement mortality rates are based on the Pub-2010 Teachers Healthy Annuitant Mortality Table, adjusted 110% for males, projected forward generationally using mortality improvement scale MP-2020; pre-retirement mortality rates are based on Pub-2010 Teachers Employee Table adjusted 95% for females, projected forward generationally using mortality improvement scale MP-2020. For disabled retirees, mortality rates are based on the Pub-2010 Teachers Disabled Annuitant Table projected forward generationally using mortality improvement scale MP-2020.

Actuarial assumptions used in the June 30, 2024 valuation are based on the results of an actuarial experience study for the period July 1, 2015 through June 30, 2021. An actuarial experience study is done on a quinquennial basis.

Assumption Changes Since the Prior Measurement Date - The discount rate remained unchanged at 7.00% for the June 30, 2024 valuation.

Benefit Term Changes Since the Prior Measurement Date - Healthcare trends were updated to reflect emerging claims and recoveries experience as well as benefit changes effective January 1, 2025. The larger Medicare trends for Years 2027 and 2028 reflect the assumed impact of the expiration of current Medicare Advantage contract on December 31, 2028.

**LEXINGTON LOCAL SCHOOL DISTRICT
RICHLAND COUNTY, OHIO**

**NOTES TO THE BASIC FINANCIAL STATEMENTS
FOR THE FISCAL YEAR ENDED JUNE 30, 2025**

NOTE 10 - DEFINED BENEFIT OPEB PLANS - (Continued)

STRS' investment consultant develops an estimate range for the investment return assumption based on the target allocation adopted by the Retirement Board. The target allocation and long-term expected rate of return for each major asset class are summarized as follows:

Asset Class	Target Allocation*	Long-Term Expected Real Rate of Return **
Domestic Equity	26.00 %	6.90 %
International Equity	22.00	7.70
Alternatives	19.00	9.10
Fixed Income	22.00	4.50
Real Estate	10.00	5.10
Liquidity Reserves	1.00	2.40
Total	<u>100.00 %</u>	

* Final target weights reflected at October 1, 2022.

**10-Year annualized geometric nominal returns, which include the real rate of return and inflation of 2.40% and is net of investment expenses. Over a 30-year period, STRS' investment consultant indicates that the above target allocations should generate a return above the actuarial rate of return, without net value added by management.

Discount Rate - The discount rate used to measure the total OPEB liability was 7.00% as of June 30, 2024. The projection of cash flows used to determine the discount rate assumed STRS continues to allocate no employer contributions to the health care fund. Based on those assumptions, the OPEB plan's fiduciary net position was projected to be available to make all projected future benefit payments to current plan members as of June 30, 2024. Therefore, the long-term expected rate of return on health care plan investments of 7.00% was applied to all periods of projected health care costs to determine the total OPEB liability as of June 30, 2024.

Sensitivity of the District's Proportionate Share of the Net OPEB Asset to Changes in the Discount and Health Care Cost Trend Rate - The following table represents the net OPEB asset as of June 30, 2024, calculated using the current period discount rate assumption of 7.00%, as well as what the proportionate share of the net OPEB asset would be if it were calculated using a discount rate that is one percentage point lower (6.00%) or one percentage point higher (8.00%) than the current assumption. Also shown is the proportionate share of the net OPEB asset as if it were calculated using health care cost trend rates that are one percentage point lower or one percentage point higher than the current health care cost trend rates.

	1% Decrease	Current Discount Rate	1% Increase
District's proportionate share of the net OPEB asset	\$ 1,286,231	\$ 1,581,951	\$ 1,839,293
	1% Decrease	Current Trend Rate	1% Increase
District's proportionate share of the net OPEB asset	\$ 1,856,676	\$ 1,581,951	\$ 1,251,560

**LEXINGTON LOCAL SCHOOL DISTRICT
RICHLAND COUNTY, OHIO**

**NOTES TO THE BASIC FINANCIAL STATEMENTS
FOR THE FISCAL YEAR ENDED JUNE 30, 2025**

NOTE 11 - CONTINGENCIES

A. Grants

The District receives significant financial assistance from numerous federal, State and local agencies in the form of grants. The disbursement of funds received under these programs generally requires compliance with terms and conditions specified in the grant agreements and are subject to audit by the grantor agencies. Any disallowed claims resulting from such audits could become a liability of the District. However, in the opinion of management, any such disallowed claims will not have a material effect on the financial position of the District.

B. Litigation

There are currently a few matters in litigation with the District as a defendant. It is the opinion of management that the potential claims against the District not covered by insurance would not materially affect the financial statements.

NOTE 12 - STATUTORY RESERVES

The District is required by State law to annually set-aside certain general fund revenue amounts, as defined by statutory formula, for the acquisition and construction of capital improvements. Amounts not spent by the end of the fiscal year or offset by similarly restricted resources received during the year must be held in cash at fiscal year-end. This amount must be carried forward to be used for the same purpose in future years. Expenditures exceeding the set-aside requirement may not be carried forward to the next fiscal year.

The following cash-basis information describes the change in the fiscal year-end set-aside amount for capital improvements. Disclosure of this information is required by State statute.

	Capital <u>Improvements</u>
Set-aside balance June 30, 2024	\$ -
Current year set-aside requirement	556,728
Current year offsets	<u>(749,907)</u>
Total	<u>\$ (193,179)</u>
Balance carried forward to fiscal year 2026	<u>\$ -</u>
Set-aside balance June 30, 2025	<u>\$ -</u>

NOTE 13 - COMMITMENTS

The District utilizes encumbrance accounting as part of its budgetary controls. Encumbrances outstanding at year-end are reservations of fund balance for subsequent-year expenditures and may be reported as part of restricted, committed, or assigned classifications of fund balance. At year end, the District's commitments for encumbrances in the governmental funds were as follows:

<u>Fund</u>	Year-End <u>Encumbrances</u>
General	\$ 57,955
Other governmental	<u>27,170</u>
	<u>\$ 85,125</u>

**LEXINGTON LOCAL SCHOOL DISTRICT
RICHLAND COUNTY, OHIO**

**NOTES TO THE BASIC FINANCIAL STATEMENTS
FOR THE FISCAL YEAR ENDED JUNE 30, 2025**

NOTE 14 - TAX ABATEMENTS ENTERED INTO BY OTHER GOVERNMENTS

Other governments entered into property tax abatement agreements with property owners under Enterprise Zone Agreements (“EZAs”) and the Ohio Community Reinvestment Area (“CRA”) program with the taxing districts of the District. The EZAs and CRA program are directive incentive tax exemption programs benefiting property owners who renovate or construct new buildings. Under these programs, the other governments designated areas to encourage revitalization of the existing housing stock and the development of new structures. Within the taxing districts of the District, the Village of Lexington, the City of Mansfield, and Washington Township have entered into such agreements. Under these agreements, the District’s property taxes were reduced by \$318,333. During fiscal year 2025, the District received a compensation payment of \$17,707 for lost property tax revenue.

NOTE 15 - INTERFUND TRANSACTIONS

Transfers for the fiscal year ended June 30, 2025, as reported on the fund statements, consist of the following:

<u>Transfers in</u>	<u>Transfers out</u>	<u>Amount</u>
Classroom facilities fund	Nonmajor governmental	\$ 2,790,087
Total		<u>\$ 2,790,087</u>

Transfers are used to move cash receipts from the fund that statute or budget required to collect them to the fund that statute or budget requires to disburse them and to use unrestricted cash receipts collected in the general fund to finance various programs accounted for in other funds in accordance with budgetary authorizations. All transfers were made in compliance with Ohio Revised Code Sections 5705.14, 5705.15 and 5705.16. The \$2,790,087 transfer from the building fund (a nonmajor governmental fund) to the classroom facilities fund (major governmental fund) was to fund the building and equipping of classroom facilities.

Interfund transfers between governmental funds are eliminated on the government-wide financial statements; therefore, no transfers are reported in the statement of activities.

SUPPLEMENTARY INFORMATION

**LEXINGTON LOCAL SCHOOL DISTRICT
RICHLAND COUNTY, OHIO**

SCHEDULE OF RECEIPTS, DISBURSEMENTS AND CHANGES IN
FUND BALANCES - BUDGET AND ACTUAL (NON-GAAP BUDGETARY BASIS)
GENERAL FUND
FOR THE FISCAL YEAR ENDED JUNE 30, 2025

	Budgeted Amounts		Actual Amounts Budgetary Basis	Variance with Final Budget - Over (Under) Actual Amounts
	Original	Final		
Budgetary receipts and other financing sources	\$ 27,673,387	\$ 27,673,387	\$ 28,490,267	\$ 816,880
Budgetary disbursements and other financing uses	30,025,827	30,025,827	30,025,099	(728)
Net change in fund balance	(2,352,440)	(2,352,440)	(1,534,832)	817,608
Budgetary fund balance at beginning of year	7,721,459	7,721,459	7,721,459	-
Prior year encumbrances appropriated	718,410	718,410	718,410	-
Budgetary fund balance at end of year	<u>\$ 6,087,429</u>	<u>\$ 6,087,429</u>	<u>\$ 6,905,037</u>	<u>\$ 817,608</u>

SEE ACCOMPANYING NOTES TO THE SUPPLEMENTARY INFORMATION

**LEXINGTON LOCAL SCHOOL DISTRICT
RICHLAND COUNTY, OHIO**

**NOTES TO THE SUPPLEMENTARY INFORMATION
FOR THE FISCAL YEAR ENDED JUNE 30, 2025**

NOTE 1 - BUDGETARY PROCESS

The budgetary basis as provided by law is based upon accounting for certain transactions on the basis of cash receipts, disbursements, and encumbrances. The Schedule of Receipts, Disbursements and Changes in Fund Balance - Budget and Actual - Budgetary Basis presented for the general fund is prepared on the budgetary basis to provide a meaningful comparison of actual results with the budget. The difference between the budgetary basis and the cash basis are as follows:

1. Outstanding year end encumbrances are treated as a cash disbursements (budgetary basis) rather than as restricted, committed or assigned fund balance (cash basis).
2. Some funds are included in the general fund (cash basis) but have separate legally adopted budgets (budgetary basis).

Adjustments necessary to convert the results of operations at the end of the year on the budgetary basis to the cash basis are as follows:

	<u>General</u>
Budgetary basis	\$ (1,534,832)
Funds budgeted elsewhere	(4,189)
Encumbrances	<u>57,955</u>
Cash basis	<u><u>\$ (1,481,066)</u></u>

As part of Governmental Accounting Standards Board Statement No. 54, "Fund Balance Reporting", certain funds that are legally budgeted in separate special revenue funds are considered part of the general fund. This includes the public school support fund and the employee benefits escrow fund.

THIS PAGE INTENTIONALLY LEFT BLANK

**LEXINGTON LOCAL SCHOOL DISTRICT
RICHLAND COUNTY**

**SCHEDULE OF EXPENDITURES OF FEDERAL AWARDS
FOR THE YEAR ENDED JUNE 30, 2025**

FEDERAL GRANTOR <i>Passed Through Grantor</i> Program / Cluster Title	Federal AL Number	Total Federal Expenditures
<u>U.S. DEPARTMENT OF AGRICULTURE</u>		
<i>Passed through the Ohio Department of Education and Workforce</i>		
Child Nutrition Cluster:		
Cash Assistance		
School Breakfast Program	10.553	\$ 36,992
National School Lunch Program	10.555	324,941
Total Cash Assistance		<u>361,933</u>
Non-Cash Assistance		
National School Lunch Program	10.555	<u>84,669</u>
Total Child Nutrition Cluster		<u>446,602</u>
Total U.S. Department of Agriculture		<u>446,602</u>
<u>U.S. DEPARTMENT OF EDUCATION</u>		
<i>Passed through the Ohio Department of Education and Workforce</i>		
Title I Grants to Local Educational Agencies	84.010A	338,404
Special Education Cluster:		
Special Education - Grants to States	84.027A	539,292
Special Education - Preschool Grants	84.173A	12,872
Total Special Education Cluster		<u>552,164</u>
Supporting Effective Instruction State Grants	84.367A	75,788
Student Support and Academic Enrichment Program	84.424A	21,179
Partnership Member On-Behalf Grants (Proportionate Member Share)		
Partnership Lead - Educational Service Center of Central Ohio		
English Language Acquisition State Grants	84.365	<u>2,711</u>
Total U.S. Department of Education		<u>990,246</u>
TOTAL EXPENDITURES OF FEDERAL AWARDS		<u>\$ 1,436,848</u>

The Notes to the Schedule of Expenditures of Federal Awards are an integral part of this schedule.

**LEXINGTON LOCAL SCHOOL DISTRICT
RICHLAND COUNTY**

**NOTES TO THE SCHEDULE OF EXPENDITURES OF FEDERAL AWARDS
2 CFR 200.510(b)(6)
FOR THE YEAR ENDED JUNE 30, 2025**

NOTE A – BASIS OF PRESENTATION

The accompanying Schedule of Expenditures of Federal Awards (the Schedule) includes the federal award activity of the Lexington Local School District, Richland County, Ohio, (the District) under programs of the federal government for the year ended June 30, 2025. The information on this Schedule is prepared in accordance with the requirements of Title 2 U.S. *Code of Federal Regulations* Part 200, *Uniform Administrative Requirements, Cost Principles, and Audit Requirements for Federal Awards* (Uniform Guidance). Because the Schedule presents only a selected portion of the operations of the District, it is not intended to and does not present the financial position or changes in net position of the District.

NOTE B – SUMMARY OF SIGNIFICANT ACCOUNTING POLICIES

Expenditures reported on the Schedule are reported on the cash basis of accounting. Such expenditures are recognized following the cost principles contained in Uniform Guidance wherein certain types of expenditures may or may not be allowable or may be limited as to reimbursement.

NOTE C – INDIRECT COST RATE

The District has elected not to use the 15-percent de minimis indirect cost rate as allowed under the Uniform Guidance.

NOTE D – CHILD NUTRITION CLUSTER

The District commingles cash receipts from the U.S. Department of Agriculture with similar State grants. When reporting expenditures on this Schedule, the District assumes it expends federal monies first.

NOTE E – FOOD DONATION PROGRAM

The District reports commodities consumed on the Schedule at the entitlement value. The District allocated donated food commodities to the respective program that benefitted from the use of those donated food commodities.

OHIO AUDITOR OF STATE KEITH FABER

65 East State Street
Columbus, Ohio 43215
ContactUs@ohioauditor.gov
800-282-0370

INDEPENDENT AUDITOR'S REPORT ON INTERNAL CONTROL OVER FINANCIAL REPORTING AND ON COMPLIANCE AND OTHER MATTERS REQUIRED BY GOVERNMENT AUDITING STANDARDS

Lexington Local School District
Richland County
103 Clever Lane
Lexington, Ohio 44904

To the Board of Education:

We have audited, in accordance with the auditing standards generally accepted in the United States of America and the standards applicable to the financial audits contained in *Government Auditing Standards* issued by the Comptroller General of the United States (*Government Auditing Standards*), the cash-basis financial statements of the governmental activities, each major fund, and the aggregate remaining fund information of the Lexington Local School District, Richland County, Ohio (the District) as of and for the year ended June 30, 2025, and the related notes to the financial statements, which collectively comprise the District's basic financial statements and have issued our report thereon dated January 29, 2026, wherein we noted the District uses a special purpose framework other than generally accepted accounting principles.

Report on Internal Control Over Financial Reporting

In planning and performing our audit of the financial statements, we considered the District's internal control over financial reporting (internal control) as a basis for designing audit procedures that are appropriate in the circumstances for the purpose of expressing our opinions on the financial statements, but not for the purpose of expressing an opinion on the effectiveness of the District's internal control. Accordingly, we do not express an opinion on the effectiveness of the District's internal control.

A deficiency in internal control exists when the design or operation of a control does not allow management or employees, in the normal course of performing their assigned functions, to prevent, or detect and correct misstatements on a timely basis. *A material weakness* is a deficiency, or a combination of deficiencies, in internal control, such that there is a reasonable possibility that a material misstatement of the District's financial statements will not be prevented, or detected and corrected, on a timely basis. *A significant deficiency* is a deficiency, or a combination of deficiencies, in internal control that is less severe than a material weakness, yet important enough to merit attention by those charged with governance.

Our consideration of internal control was for the limited purpose described in the first paragraph of this section and was not designed to identify all deficiencies in internal control that might be material weaknesses or significant deficiencies. Given these limitations, during our audit we did not identify any deficiencies in internal control that we consider to be material weaknesses. However, material weaknesses or significant deficiencies may exist that were not identified.

Report on Compliance and Other Matters

As part of obtaining reasonable assurance about whether the District's financial statements are free from material misstatement, we performed tests of its compliance with certain provisions of laws, regulations, contracts, and grant agreements, noncompliance with which could have a direct and material effect on the financial statements. However, providing an opinion on compliance with those provisions was not an objective of our audit and accordingly, we do not express such an opinion. The results of our tests disclosed an instance of noncompliance or other matters that is required to be reported under *Government Auditing Standards* and which is described in the accompanying schedule of findings as item 2025-001.

District's Response to Finding

Government Auditing Standards requires the auditor to perform limited procedures on the District's response to the finding identified in our audit and described in the accompanying schedule of findings and corrective action plan. The District's response was not subjected to the other auditing procedures applied in the audit of the financial statements and, accordingly, we express no opinion on the response.

Purpose of this Report

The purpose of this report is solely to describe the scope of our testing of internal control and compliance and the results of that testing, and not to provide an opinion on the effectiveness of the District's internal control or on compliance. This report is an integral part of an audit performed in accordance with *Government Auditing Standards* in considering the District's internal control and compliance. Accordingly, this communication is not suitable for any other purpose.

KEITH FABER
Ohio Auditor of State



Tiffany L. Ridenbaugh, CPA, CFE, CGFM
Chief Deputy Auditor

January 29, 2026



65 East State Street
Columbus, Ohio 43215
ContactUs@ohioauditor.gov
800-282-0370

**INDEPENDENT AUDITOR'S REPORT ON COMPLIANCE WITH REQUIREMENTS
APPLICABLE TO EACH MAJOR FEDERAL PROGRAM AND ON INTERNAL CONTROL OVER
COMPLIANCE REQUIRED BY THE UNIFORM GUIDANCE**

Lexington Local School District
Richland County
103 Clever Lane
Lexington, Ohio 44904

To the Board of Education:

Report on Compliance for Each Major Federal Program

Opinion on Each Major Federal Program

We have audited Lexington Local School District's, Richland County, Ohio, (the District) compliance with the types of compliance requirements identified as subject to audit in the U.S. Office of Management and Budget (OMB) *Compliance Supplement* that could have a direct and material effect on each of Lexington Local School District's major federal programs for the year ended June 30, 2025. Lexington Local School District's major federal programs are identified in the *Summary of Auditor's Results* section of the accompanying schedule of findings.

In our opinion, Lexington Local School District complied, in all material respects, with the compliance requirements referred to above that could have a direct and material effect on each of its major federal programs for the year ended June 30, 2025.

Basis for Opinion on Each Major Federal Program

We conducted our audit of compliance in accordance with auditing standards generally accepted in the United States of America (GAAS); the standards applicable to financial audits contained in *Government Auditing Standards* issued by the Comptroller General of the United States (*Government Auditing Standards*); and the audit requirements of Title 2 U.S. *Code of Federal Regulations* Part 200, *Uniform Administrative Requirements, Cost Principles, and Audit Requirements for Federal Awards* (Uniform Guidance). Our responsibilities under those standards and the Uniform Guidance are further described in the *Auditor's Responsibilities for the Audit of Compliance* section of our report.

We are required to be independent of the District and to meet our other ethical responsibilities, in accordance with relevant ethical requirements relating to our audit. We believe that the audit evidence we have obtained is sufficient and appropriate to provide a basis for our opinion on compliance for each major federal program. Our audit does not provide a legal determination of the District's compliance with the compliance requirements referred to above.

Responsibilities of Management for Compliance

The District's Management is responsible for compliance with the requirements referred to above and for the design, implementation, and maintenance of effective internal control over compliance with the requirements of laws, statutes, regulations, rules, and provisions of contracts or grant agreements applicable to the District's federal programs.

Auditor's Responsibilities for the Audit of Compliance

Our objectives are to obtain reasonable assurance about whether material noncompliance with the compliance requirements referred to above occurred, whether due to fraud or error, and express an opinion on the District's compliance based on our audit. Reasonable assurance is a high level of assurance but is not absolute assurance and therefore is not a guarantee that an audit conducted in accordance with GAAS, *Government Auditing Standards*, and the Uniform Guidance will always detect material noncompliance when it exists. The risk of not detecting material noncompliance resulting from fraud is higher than for that resulting from error, as fraud may involve collusion, forgery, intentional omissions, misrepresentations, or the override of internal control. Noncompliance with the compliance requirements referred to above is considered material, if there is a substantial likelihood that, individually or in the aggregate, it would influence the judgment made by a reasonable user of the report on compliance about the District's compliance with the requirements of each major federal program as a whole.

In performing an audit in accordance with GAAS, *Government Auditing Standards*, and the Uniform Guidance, we:

- exercise professional judgment and maintain professional skepticism throughout the audit.
- identify and assess the risks of material noncompliance, whether due to fraud or error, and design and perform audit procedures responsive to those risks. Such procedures include examining, on a test basis, evidence regarding the District's compliance with the compliance requirements referred to above and performing such other procedures as we considered necessary in the circumstances.
- obtain an understanding of the District's internal control over compliance relevant to the audit in order to design audit procedures that are appropriate in the circumstances and to test and report on internal control over compliance in accordance with the Uniform Guidance, but not for the purpose of expressing an opinion on the effectiveness of the District's internal control over compliance. Accordingly, no such opinion is expressed.

We are required to communicate with those charged with governance regarding, among other matters, the planned scope and timing of the audit and any significant deficiencies and material weaknesses in internal control over compliance that we identified during the audit.

Report on Internal Control Over Compliance

A *deficiency in internal control over compliance* exists when the design or operation of a control over compliance does not allow management or employees, in the normal course of performing their assigned functions, to prevent, or detect and correct, noncompliance with a type of compliance requirement of a federal program on a timely basis. A *material weakness in internal control over compliance* is a deficiency, or combination of deficiencies, in internal control over compliance, such that there is a reasonable possibility that material noncompliance with a type of compliance requirement of a federal program will not be prevented, or detected and corrected, on a timely basis. A *significant deficiency in internal control over compliance* is a deficiency, or a combination of deficiencies, in internal control over compliance with a type of compliance requirement of a federal program that is less severe than a material weakness in internal control over compliance, yet important enough to merit attention by those charged with governance.

Our consideration of internal control over compliance was for the limited purpose described in the *Auditor's Responsibilities for the Audit of Compliance* section above and was not designed to identify all deficiencies in internal control over compliance that might be material weaknesses or significant deficiencies in internal control over compliance. Given these limitations, during our audit we did not identify any deficiencies in internal control over compliance that we consider to be material weaknesses, as defined above. However, material weaknesses or significant deficiencies in internal control over compliance may exist that were not identified.

Our audit was not designed for the purpose of expressing an opinion on the effectiveness of internal control over compliance. Accordingly, no such opinion is expressed.

The purpose of this report on internal control over compliance is solely to describe the scope of our testing of internal control over compliance and the results of this testing based on the requirements of the Uniform Guidance. Accordingly, this report is not suitable for any other purpose.

KEITH FABER
Ohio Auditor of State



Tiffany L. Ridenbaugh, CPA, CFE, CGFM
Chief Deputy Auditor

January 29, 2026

THIS PAGE INTENTIONALLY LEFT BLANK

**LEXINGTON LOCAL SCHOOL DISTRICT
RICHLAND COUNTY**

**SCHEDULE OF FINDINGS
2 CFR § 200.515
JUNE 30, 2025**

1. SUMMARY OF AUDITOR'S RESULTS

(d)(1)(i)	Type of Financial Statement Opinion	Unmodified
(d)(1)(ii)	Were there any material weaknesses in internal control reported at the financial statement level (GAGAS)?	No
(d)(1)(ii)	Were there any significant deficiencies in internal control reported at the financial statement level (GAGAS)?	No
(d)(1)(iii)	Was there any reported material noncompliance at the financial statement level (GAGAS)?	Yes
(d)(1)(iv)	Were there any material weaknesses in internal control reported for major federal programs?	No
(d)(1)(iv)	Were there any significant deficiencies in internal control reported for major federal programs?	No
(d)(1)(v)	Type of Major Programs' Compliance Opinion	Unmodified
(d)(1)(vi)	Are there any reportable findings under 2 CFR § 200.516(a)?	No
(d)(1)(vii)	Major Programs (list):	AL # 84.010 Title I Grants to Local Educational Agencies Special Education Cluster
(d)(1)(viii)	Dollar Threshold: Type A/B Programs	Type A: > \$750,000 Type B: all others
(d)(1)(ix)	Low Risk Auditee under 2 CFR § 200.520?	No

LEXINGTON LOCAL SCHOOL DISTRICT
RICHLAND COUNTY

SCHEDULE OF FINDINGS
2 CFR § 200.515
JUNE 30, 2025
(Continued)

2. FINDINGS RELATED TO THE FINANCIAL STATEMENTS
REQUIRED TO BE REPORTED IN ACCORDANCE WITH GAGAS

FINDING NUMBER 2025-001

Material Noncompliance
GAAP Reporting

Ohio Rev. Code §117.38 provides that each public office shall file a financial report for each fiscal year. The Auditor of State may prescribe forms by rule or may issue guidelines, or both, for such reports. If the Auditor of State has not prescribed a rule regarding the form for the report, the public office shall submit its report on the form utilized by the public office.

Ohio Admin. Code 117-2-03(B) requires the District to file annual financial reports which are prepared using generally accepted accounting principles (GAAP).

The District prepared financial statements that, although formatted similar to financial statements prescribed by the Governmental Accounting Standards Board, report on the cash basis of accounting rather than GAAP. The accompanying financial statements and notes omit certain assets, liabilities, deferred inflows/outflows of resources, fund equities/net position, and disclosures that, while presumed material, cannot be determined at this time.


Pursuant to Ohio Rev. Code § 117.38 the District may be fined for its failure to file the required financial report. Failure to report on a GAAP basis compromises the District's ability to evaluate and monitor the overall financial condition of the District. To help provide the users with more meaningful financial statements, the District should prepare its annual financial statements according to generally accepted accounting principles.

Officials' Response:

Refer to Corrective Action Plan.

3. FINDINGS FOR FEDERAL AWARDS

None



SUMMARY SCHEDULE OF PRIOR AUDIT FINDINGS
2 CFR 200.511(b)
JUNE 30, 2025

Finding Number	Finding Summary	Status	Additional Information
2024-001 2023-001 2022-001	<p>Material Noncompliance - Administrative Code § 117-2-03(B) – GAAP Reporting</p> <p>This finding first occurred in fiscal year 2010 (Finding 2010-01).</p>	Not Corrected	Finding is being repeated in the current audit as finding 2025-001. The District continues to report on the cash basis rather than GAAP.

THIS PAGE INTENTIONALLY LEFT BLANK



CORRECTIVE ACTION PLAN
2 CFR § 200.511(c)
JUNE 30, 2025

Finding Number: 2025-001

Planned Corrective Action: The Lexington Local Board of Education recognizes the value in preparing accurate and timely financial statements to reflect the District's operations as of fiscal year end. Due to the cost requirement of preparing these financial statements according to Generally Accepted Accounting Principles (GAAP), the Board has determined that preparing year-end statements on a cash basis of accounting will accurately reflect the District's financial position and allow for those resources previously spent on GAAP to be allocated to educational purposes.

Anticipated Completion Date: Not applicable – no corrective action planned.

Responsible Contact Person: Jason Whitesel, Treasurer

THIS PAGE INTENTIONALLY LEFT BLANK

OHIO AUDITOR OF STATE KEITH FABER



LEXINGTON LOCAL SCHOOL DISTRICT

RICHLAND COUNTY

AUDITOR OF STATE OF OHIO CERTIFICATION

This is a true and correct copy of the report, which is required to be filed pursuant to Section 117.26, Revised Code, and which is filed in the Office of the Ohio Auditor of State in Columbus, Ohio.



Certified for Release 2/17/2026

65 East State Street, Columbus, Ohio 43215
Phone: 614-466-4514 or 800-282-0370

This report is a matter of public record and is available online at
www.ohioauditor.gov