



Exposure Management

For school transportation after the pandemic

Created by the Ohio Pupil Transportation Task Force

June 30, 2020

© 2020 Ohio School
Boards Association
All Rights Reserved

OSBA leads the way to educational excellence by serving Ohio's public school board members and the diverse districts they represent through superior service, unwavering advocacy and creative solutions.

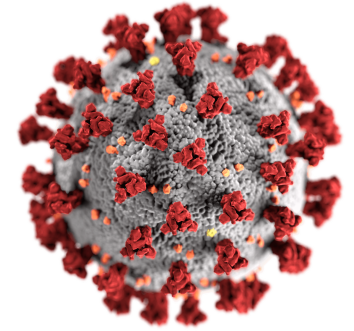


The Ohio Pupil Transportation Task Force

- The task force is comprised of 30 school transportation professionals from Ohio's public schools. The members worked together to study transportation options, constraints, and needs as they pertain to the pandemic.
- The material presented by the task force is meant to serve as guidance, and to help local school district officials understand the options and constraints inherent in the restart of safe school transportation services.
- Within the task force the members focused on seven different aspects of pupil transportation services. Each of these focus areas has its own presentation.



Exposure Management



How is COVID-19 spread?

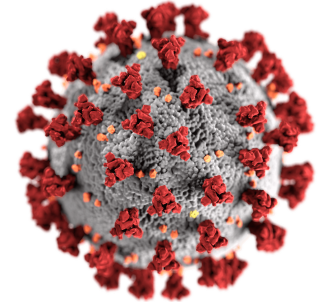
The best way to prevent illness is to avoid being exposed to this virus. The virus is thought to [spread mainly from person-to-person](#)

- Between people who are in close contact with one another (within about 6 feet)
- Through respiratory droplets produced when an infected person coughs, sneezes or talks
- These droplets can land in the mouths or noses of people who are nearby or possibly be inhaled into the lungs
- Some recent studies have suggested that COVID-19 may be spread by people who are not showing symptoms



Exposure Management

Know COVID-19 Symptoms



People with COVID-19 have had a wide range of symptoms reported – ranging from mild symptoms to severe illness.

Symptoms* may appear 2-14 days after exposure to the virus.

People with these symptoms may have COVID-19:

- *Fever or chills
- *Cough
- *Shortness of breath or difficulty breathing
- *Fatigue
- *Muscle or body aches
- *Headache
- *New loss of taste or smell
- *Sore throat
- *Congestion or runny nose
- *Nausea/vomiting
- *Diarrhea

This list does not include all possible symptoms. CDC will continue to update this list. **Recent studies have suggested that COVID-19 may be spread by people who are not showing symptoms.*



Exposure Management

Future decisions to increase or ease restrictions should be made if the state's or a region's COVID-19 case data worsen.

A combination of CDC's most recent data shall be used to determine and guide Ohio School District's path forward. This CDC data shall include:

- The number of lab-confirmed cases
- The percentage of positive tests relative to the total number of tests
- The number of daily hospitalizations
- The number of emergency visits for COVID-like illness
- Overall state capacity for testing, contact tracing and supply of Personal Protective Equipment (PPE)

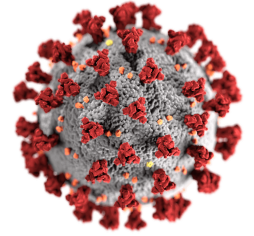
OHIO COVID-19 DATA AS OF 6/27/2020			
AGE	CASE COUNT	HOSPITALIZATION COUNT	DEATH COUNT
0-19	3031	125	1
20-29	8052	325	11
30-39	8294	505	19
40-49	7555	750	41
50-59	7717	1353	164
60-69	6081	1671	405
70-79	4035	1456	684
80+	4648	1437	1479
UNKNOWN	42	1	0

<https://coronavirus.ohio.gov/wps/portal/gov/covid-19/dashboards/overview>

* Districts must be aware of specific data in relation to boundaries



Exposure Management



Essential Focus Areas for Districts:

Communication Plan in place

District shall develop an effective communications procedure:

- Who, What, When, How to find up to date information on District Website
- Information on the health and safety measures District is taking to ensure students AND staff can return to school buildings safely.

Driver/Aide Safety/Exposure

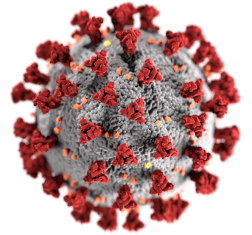
Student Safety/Exposure

IDEAL: COUNTIES need to synchronize calendars / Public/PP/SPED



EXPOSURE MANAGEMENT

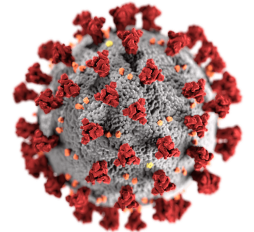
Steps for implementation



- Identify local level of risk: Low/Moderate/High
- Develop plans to respond to local risk level – multiple plans Low-Moderate-High
- Implementation of district communication for staff/students/parents-guardians
- District shall provide clear expectations regarding *Required* and *Recommended* policies and procedures
- Parent/Guardian survey to confirm ridership
- *Communication with staff union representation regarding expectations for staff and additional requirements and recommendations



EXPOSURE MANAGEMENT



District Communication:

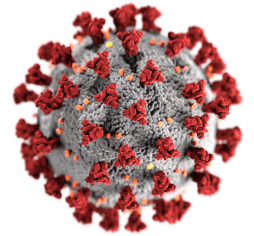
Parents and staff shall know Who, What, When, How to find most up to date information on District Website. *Strongly encourage* parents and staff to receive email and text messages for additional information

Develop and communicate local procedures regarding:

- Personal Protective Equipment cloth mask / shield
- COVID symptoms
- Social distancing
- Handwashing / Good hygiene
- Daily health assessment
- Breakroom/Office protocol
- Transportation of students by school bus
- How to safely disinfect bus. Product and protocol use information (Data sheet and Video instructions)



EXPOSURE MANAGEMENT



Develop and communicate local procedures regarding:

Personal Protective Equipment cloth mask / shield:

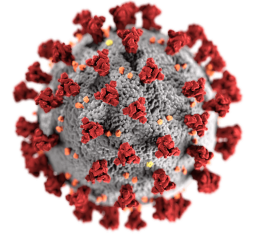
- Drivers and Aides shall wear district provided mask/shield when in direct contact with students
- Students are strongly recommended to wear cloth mask when riding school bus. Add to school supply list
 - District shall provide disposable masks for students if needed

Personal Protective Equipment disposable gloves:

- Gloves shall be made available to staff to be worn when touching common areas. Fuel pumps, when cleaning, at driver's discretion when driving.



EXPOSURE MANAGEMENT



Develop and communicate local procedures regarding:

COVID symptoms:

Enforce that staff and students stay home if:

- They have tested positive for or are showing COVID-19 symptoms, until they meet local/state or federal criteria for return
- They have recently had close contact with a person with COVID-19, until they meet local/state or federal criteria for return

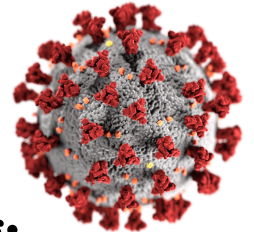
Student illness on the school bus:

Procedures in place in the event a student exhibits signs of illness on school bus

- Drivers should NOT be responsible for distinguishing between COVID and other common illnesses
- Plan in place for school staff/nurse to receive student with symptoms off bus
- Plan in place for district to communicate with staff/parents if exposed
- Plan in place to ensure students are not riding bus home after showing symptoms during the school day.



EXPOSURE MANAGEMENT



Develop and communicate local procedures regarding:

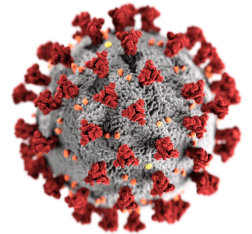
Social Distancing:

Encourage staff to limit time in common areas.

- No common lunch/social/congregation space based on risk level
- Limit the number of staff in bathrooms at one time/physical distancing
- Limit time spent on activities where staff are in close proximity for extended periods of time.
- Staff shall wear masks if in direct contact with others.
- Facilities shall have protocols in place to limit exposure.
- No congregating before or after route/shifts permitted.



EXPOSURE MANAGEMENT



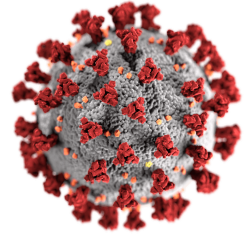
Develop and communicate local procedures regarding:

Handwashing / Good hygiene:

- Signage to remind: Wash your hands often! Especially after you have been in a public place, or after blowing your nose, coughing, or sneezing.
- Hand Washing VIDEO (age appropriate) with proper hand washing procedure:
 - With soap and water for at least 20 seconds
 - If soap and water are not readily available, use a hand sanitizer that contains at least 60% alcohol. Cover all surfaces of your hands and rub them together until they feel dry.
- Avoid touching your face.



EXPOSURE MANAGEMENT



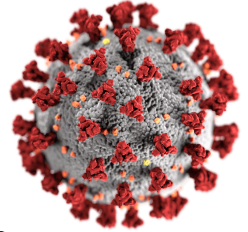
Develop and communicate local procedures regarding:

Daily Health Assessment:

- Staff: Required to conduct daily symptom assessment
 - Staff shall take temperature prior to leaving home.
 - Document on district approved form.
 - No touch thermometers available to take temperature upon arrival to work. Gloves worn to use district thermometer.
 - Staff should be trained to know their “normal temperature”
 - Fever is determined by a temperature of 100.4 ° F or greater
- Students: Parent/Guardians must monitor symptoms prior to school
 - ANYONE experiencing symptoms must stay home.
 - Communication regarding symptoms during school day



EXPOSURE MANAGEMENT



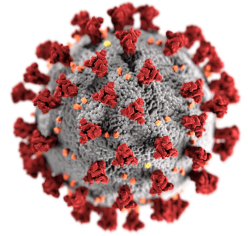
Develop and communicate local procedures regarding:

Transportation Breakroom/Office protocol:

- Signage – social distancing – If you are experiencing symptoms...
- Plexiglass barriers for office staff
- Hand Sanitizer stations – Prefer no touch dispensers
- Gloves – worn when touching common areas
- Disinfectant wipes to wipe down common shared surfaces
 - Tables / Doorknobs / Light Switches / Countertops / Handles
Desks / Phones / Keyboards / Faucets and Sinks / Fuel Pump
Bathrooms / Touch Screens copier / microwave
- No shared supplies – pens, etc.
- Staff shall be trained to receive communications via email/text
- Explore options for staff to check in/out remotely (radio/text)



EXPOSURE MANAGEMENT



Develop and communicate local procedures regarding:

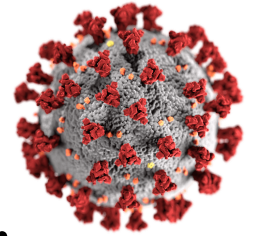
Transportation of students by school bus:

Communication with parent/guardians is ESSENTIAL regarding district requirements and recommendations!

- SURVEY: Need ridership data ASAP in order to prepare routes
- VIDEOS to show requirements to parents and staff
- Low Risk: 2 per seat Moderate Risk: 1 per seat
- Masks shall be worn according to CDC and local guidelines
- Assigned seats clearly marked with student names (magnetic business cards)
- Load back to front / Unload front to back
- Keep windows open during routes if appropriate to increase air circulation
- Limit additional stops and varied schedules ONE STOP RULE if legally possible
- No bus passes for after school activities
- Add signage to buses for reminders (hands to self/cover cough/no sharing)
- LIMIT Belongings students are bringing (communicate with Admin/Teachers)
- Add Personal Hand Sanitizer to student supply list
- CAUTION: If adding hand sanitizer dispensers to buses, they must always be functional and filled. (Add to Pre-Trip inspection)



EXPOSURE MANAGEMENT



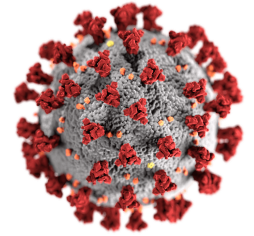
Develop and communicate local procedures regarding:

How to safely disinfect a school bus.

- Product and protocol use information shall be available to staff
 - Video and/or written instructions for disinfectant procedures
- Drivers shall disinfect all high touch areas on school bus between each conveyance of students.
- Drivers should wear mask and gloves when using disinfectant procedures
- Windows should be open to allow ventilation while cleaning
- Spray disinfectant from back to front of the bus
- Refer to disinfect labeling for activation dry time
- ALWAYS refer to Product Data sheet



EXPOSURE MANAGEMENT TASKFORCE TEAM



Sheila Dikowicz

Transportation Director Kirtland and Perry LSD

Sheila.dikowicz@kirtlandschools.org

Heidi Means

Transportation Director Brecksville Broadview Heights CSD

meansh@bbhcsd.org

Amy Salay

Transportation Director Dublin CSD

Salay_amy@dublinschools.net

Alicia Swartzmiller

Transportation Coordinator Fostoria CSD

aswartzmiller@fostoriaschools.org



The task force members

- Kim Rogers, Madison Plains
- Pauletta Gemind, Norton
- Beth Cain, Piqua
- Greg Kelley, Pickerington
- Andreas Johansson, Streetsboro
- Meg Kaiser, Mayfield
- Nicole Kiser, Canton City
- Steve McElroy, Columbus
- David Leigh, North Olmsted
- Julia Cunningham, East Guernsey
- Doug Neading, Sandy Valley
- Scott Smith, Cleveland Heights/University Heights
- Toby Snow, Bowling Green
- William Peck, Huber Heights
- Sheila Dikowicz, Perry & Kirtland
- Alicia Swartzmiller, Fostoria
- Amy Salay, Dublin
- Heidi Means, Brecksville Broadview Heights
- Bill Andexler, Akron
- Robert Weinheimer, Columbus
- Glenna Romine, Plain Local
- Dan Grothouse, St Marys
- Tim Wagner, Three Rivers
- Richard Porter, Forest Hills
- Hollie Reedy, Ennis & Britton
- Bronston McCord, Ennis & Britton
- Doug Palmer, OSBA
- Will Schwartz, OSBA
- Pete Japikse, OSBA



OSBA was proud to serve as the host for this transportation task force.



Like us on
Facebook

Ohio School Boards Association

follow us on
twitter

@OHschoolboards

Visit our website at:
www.ohioschoolboards.org